



Owego Apalachin Central School District

1 Sheldon Guile Boulevard, Owego NY 13827

Capital Project Phase 4

Owego Free Academy / Middle School

SED#: 60-06-01-06-0-009-034

Apalachin Elementary School

SED#: 60-06-01-06-0-008-018

****REFER TO 02 82 00, PAGE 4, FOR CERTIFICATION
OF ASBESTOS ABATEMENT DESIGN ****



“The design of this project conforms to all applicable provisions of the New York State Uniform Fire Prevention and Building Code, the New York State Energy Conservation Code, and the building standards of the New York State Education Department.”

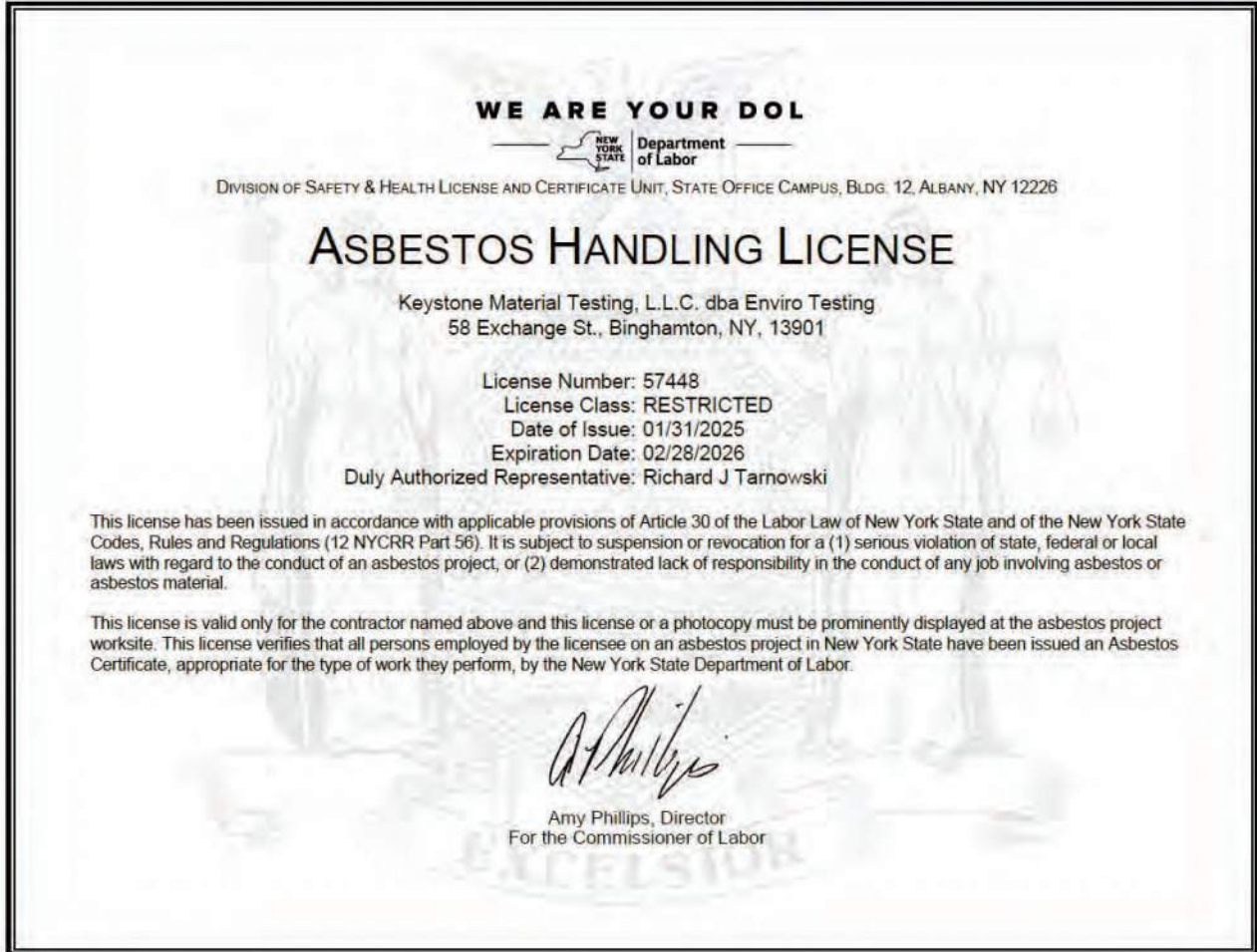
**OWEGO APALACHIN CENTRAL SCHOOL DISTRICT
 CAPITAL PROJECT PHASE 4
 OWEGO FREE ACADEMY/MIDDLE SCHOOL SED#: 60-06-01-06-0-009-034
 APALACHIN ELEMENTARY SCHOOL SED#: 60-06-01-06-0-008-018**

**TABLE OF CONTENTS
 HA PN: 2024-240P**

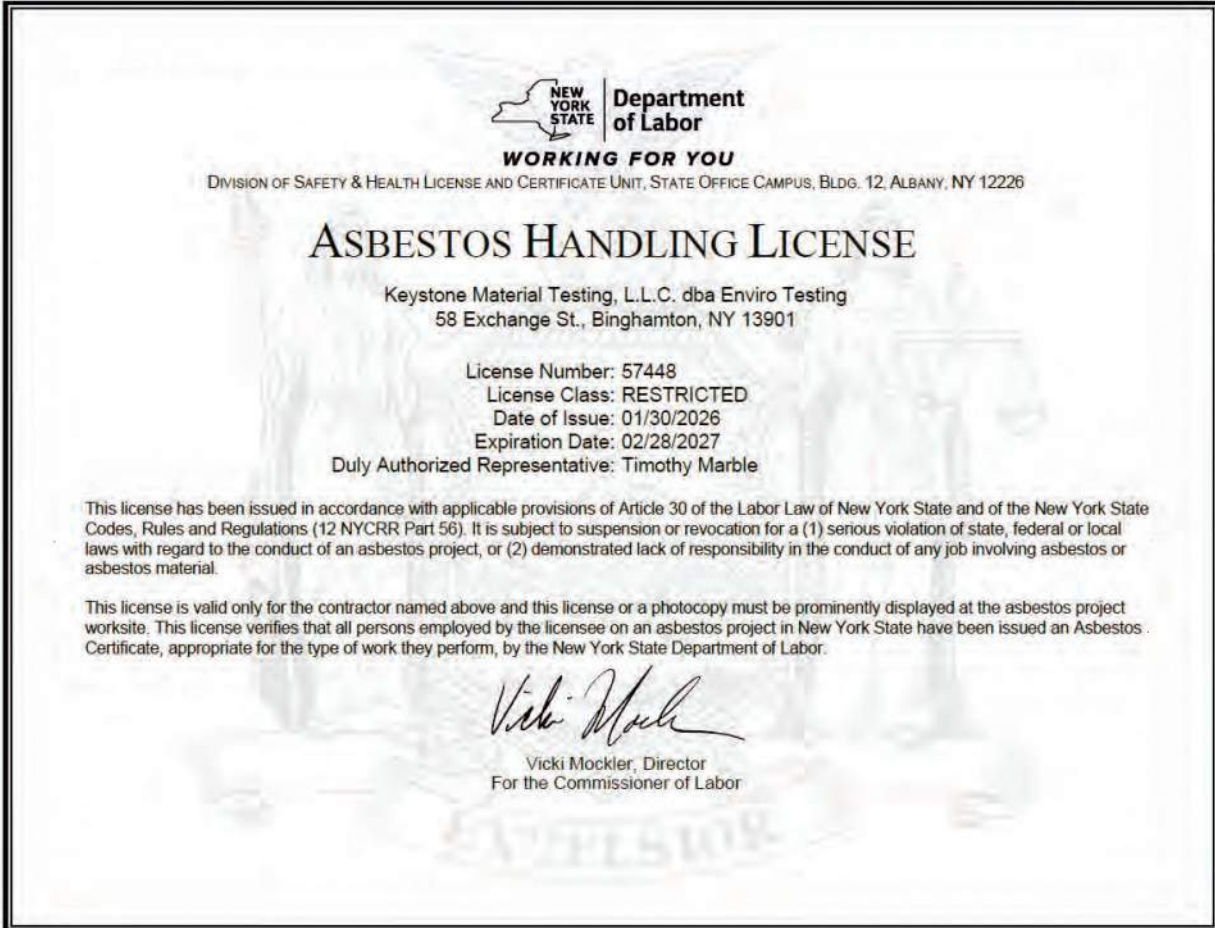
Division	Section Title	Pages
<u>VOLUME 5 - ABATEMENT</u>		
02 82 00	ASBESTOS ABATEMENT DESIGNER INFORMATION.....	6
02 82 01	ASBESTOS ABATEMENT INSTUCTION S TO BIDDERS.....	2
02 82 02	ASBESTOS ABATEMENT INFORMATION AVAILABLE TO BIDDERS.....	3
	LIMITED PRE-RENOVATION SURVEY REPORT FOR ASBESTOS CONTAINING MATERIALS – OWEGO FREE ACADEMY MS/HS	65
	LEAD BASED PAINT XRF TESTING REPORT - OWEGO FREE ACADEMY MS/HS.	29
	LIMITED PRE-RENOVATION SURVEY REPORT FOR ASBESTOS CONTAINING MATERIALS – APALACHIN ELEMENTARY SCHOOL.....	57
	LEAD BASED PAINT XRF TESTING REPORT - APALACHIN ELEMENTARY SCHOOL.....	23
	LIMITED PRE-RENOVATION POLYCHLORINATED BIPHENYLS SAMPLING REPORT – APALACHIN ELEMENTARY SCHOOL	47
02 82 08	ASBESTOS ABATEMENT SUPPLEMENTARY CONDITIONS	2
02 82 11	ASBESTOS ABATEMENT SUMMARY OF WORK	25
02 82 19	ASBESTOS ABATEMENT APPLICABLE STANDARDS AND DEFINITIONS	11
02 82 30	ASBESTOS ABATEMENT SUBMITTALS	13
	ASBESTOS ABATEMENT SUBMITTAL DOCUMENTS.....	17
02 82 40	ASBESTOS ABATEMENT TESTING LABORATORY SERVICES.....	3
02 82 50	ASBESTOS ABATEMENT TEMPORARY FACILITIES AND CONTROLS	12
02 82 60	ASBESTOS ABATEMENT MATERIALS AND EQUIPMENT	9
02 82 70	ASBESTOS ABATEMENT.....	30
02 83 10	LEAD PAINT HANDLING PROCEDURES.....	10

END OF VOLUME 5 – ABATEMENT TABLE OF CONTENTS

SECTION 02 82 00 – ASBESTOS ABATEMENT DESIGNER INFORMATION



SH 432 (12/21)



SH 432 (12/21)



NEW YORK STATE CERTIFICATION
AIR SAMPLE TECHNICIAN
ASBESTOS PROJECT MONITOR
ASBESTOS INSPECTOR
ASBESTOS PROJECT DESIGNER



CERTIFICATION OF ASBESTOS ABATEMENT DESIGN

FOR THE FOLLOWING PROJECT:

OWEGO APALACHIN CENTRAL SCHOOL DISTRICT CAPITAL PROJECT

SED PROJECT NUMBERS:

Owego Free Academy/Middle School SED# 60-06-01-06-0-009-034

Apalachin Elementary School SED# 60-06-01-06-0-008-018

THE UNDERSIGNED CERTIFIES THAT TO THE BEST OF THEIR KNOWLEDGE, INFORMATION AND BELIEF, THE PLANS AND SPECIFICATIONS RELATED TO ASBESTOS ABATEMENT ARE IN ACCORDANCE WITH APPLICABLE REQUIREMENTS OF THE ASBESTOS HAZARD EMERGENCY RESPONSE ACT (AHERA, 40 CFR PART 763), THE REVISED NYS DEPARTMENT OF LABOR INDUSTRIAL CODE RULE NO. 56 (12 NYCRR PART 56), AS AMENDED, EFFECTIVE 21 MARCH 2007. AND WITH APPLICABLE CURRENT NYS ED REQUIREMENTS.

THEREFORE, THIS CERTIFICATION, AND THE AFFIXED HEREIN STAMP & SIGNATURE OF THE ASBESTOS ABATEMENT DESIGNER OF RECORD, APPLY ONLY TO SPECIFICATION SECTIONS WHICH HAVE AN EXTENSION " ... - ASBESTOS ABATEMENT" IN THEIR TITLE AND ARE CONTAINED IN THIS PROJECT MANUAL, AND TO THIS PROJECT'S CONSTRUCTION DRAWINGS "AA ... " WHICH HAVE BEEN STAMPED & SIGNED BY THIS ASBESTOS ABATEMENT DESIGNER. IT DOES NOT APPLY TO THE DESIGN OF OTHER CONSTRUCTION WORK OR TO OTHER CONTRACT REQUIREMENTS OF THIS PROJECT.

THE SCOPE AND THE DESIGN OF ASBESTOS ABATEMENT OF THIS PROJECT ARE BASED ON DETERMINATIONS AND INFORMATION (ON INSPECTIONS, FINDINGS, SURVEYS, DRAWINGS OF EXISTING CONDITIONS, SAMPLING/TESTING, ETC..) PERFORMED BY OTHERS AS WELL AS ON DIRECTIONS ISSUED BY OTHERS AND ON PROJECT COORDINATION PERFORMED BY OTHERS, ALL AS RECEIVED BY THE ASBESTOS PROJECT DESIGNER OF RECORD.

ASBESTOS ABATEMENT CONSTRUCTION WORK WILL INVOLVE EXISTING KNOWN OR SUSPECTED (AND/OR ASSUMED) ASBESTOS-CONTAINING MATERIALS AND IS DESIGNED TO BE DONE IN ACCORDANCE WITH INDUSTRIAL CODE RULE 56. NO NEW ASBESTOS-CONTAINING MATERIALS ARE SPECIFIED OR INDICATED OTHERWISE FOR USE IN ASBESTOS ABATEMENT WORK OF THIS PROJECT.

THE UNDERSIGNED REGISTERED ARCHITECT, ROBERT G HARNER, HAS PASSED AN EPA ACCREDITED COURSE FOR ASBESTOS PROJECT DESIGNER AND HOLDS RESPECTIVE NYS DOL ASBESTOS HANDLING CERTIFICATE # 26-6LITS4-SHAB:

Lakeside Engineering



STAMP & SIGNATURE
OF R.A. CERTIFIED ASBESTOS PROJECT DESIGNER



OWEGO APALACHIN CENTRAL SCHOOL DISTRICT
CAPITAL PROJECT PHASE 4

OWEGO FREE ACADEMY/MIDDLE SCHOOL SED#: 60-06-01-06-0-009-034

APALACHIN ELEMENTARY SCHOOL SED#: 60-06-01-06-0-008-018

HAPN: 2024-240P

ASBESTOS ABATEMENT DESIGNER INFORMATION
SECTION 02 82 00

PAGE 4



END OF SECTION 02 82 00

SECTION 02 82 01 - ASBESTOS ABATEMENT INSTRUCTIONS TO BIDDERS

PART 1 - GENERAL

1.1 SUMMARY

- A. In order to receive consideration, make all bids in strict accordance with the following:
1. Project Monitoring and Air Monitoring for this project will be provided by an independent agent with the following exceptions and further considerations:
 - a. Personal air sampling shall be conducted and arranged by the Contractor for his employees as required by the Occupational Safety and Health Administration, (OSHA) Part III, 29 CFR Parts 1910.1001 (amended) and 1926.58 (amended).
 - b. Should clearance air sampling results indicate an insufficient degree of cleanliness, as described in SECTION 02 82 02 - ASBESTOS ABATEMENT INFORMATION AVAILABLE TO BIDDERS AND SECTION 02 82 70 - ASBESTOS ABATEMENT, the Contractor will be required to re-clean at his own expense and pay for any additional costs incurred by the Owner, including, but not limited to, hourly rate for air sampling technician and project monitor and analytical and material costs.
 - c. Such additional costs, which are paid by the Owner, will be deducted from the contract sum prior to final payment authorization.
 2. All work shall be completed prior to date(s) of completion as indicated in SECTION 02 82 11 – ASBESTOS ABATEMENT SUMMARY OF WORK, 3.1, C. PROJECT COORDINATION.
- B. The three lowest bidders shall be required to furnish within 5 days of the bid opening documentation of insurance company, company rating and type and amount of insurance. The Owner reserves the right to reject as unqualified any bidder who cannot document sufficient insurance from a company that is licensed, admitted, and approved to do business in New York State.
- C. The three lowest bidders shall be required to furnish documentation of bonding company and the company rating. The Owner reserves the right to reject as unqualified any bidder who cannot demonstrate acceptable bonding.
- D. The three lowest bidders shall be required to submit within 5 days of the bid opening, the Contractor's work area configuration, work schedule, temporary utilities plan(s), and other applicable submittals. This information shall be used as additional basis for selection.
- E. Each bid shall be accompanied by submittal forms EX-AAC-BF, AAC-SF, CCA-1 “NYS Uniform Contracting Questionnaire”, valid Contractors Asbestos Handler License (includes all sub-contractor licenses) and documentation of a valid New York State asbestos handling certificate (pursuant to NYCRR Title 12 Part 56) and EPA accreditation of workers and supervisors (pursuant to 40 CFR Part 763 AHERA) for all employees who possess such accreditation. The Owner reserves the right to reject as unqualified any bidder who cannot document a sufficient number of qualified workers to complete the work within the specified time limit.

- F. The Owner reserves the right to require that each bidder show proof of previous asbestos abatement experience.
- G. The Owner reserves the right to require each bidder to show proof of three (3) previous projects involving the same materials and quantities completed in similar timelines.

PART 2 - PRODUCTS

2.1 NOT USED

PART 3 - EXECUTION

3.1 NOT USED

END OF SECTION 02 82 01

SECTION 02 82 02

ASBESTOS ABATEMENT INFORMATION AVAILABLE TO BIDDERS

PART 1 - GENERAL

1.1 SUMMARY

- A. Project Monitoring/Air Sampling
 - 1. Basic project monitoring, air sampling, and analysis requirements are presented here for informational purposes only.
- B. Variances
 - 1. Specific Variances obtained from the New York State Department of Labor by the Abatement Contractor shall be subject to approval by the ARCHITECT/CERTIFIED PROJECT DESIGNER. Approval for use shall be provided only in writing. See SECTION 02 82 70 - ASBESTOS ABATEMENT.

PART 2 - PRODUCTS

- 2.1 REFER TO SECTION 02 82 60 - ASBESTOS ABATEMENT MATERIALS AND EQUIPMENT

PART 3 - EXECUTION

3.1 AIR SAMPLING AND ANALYSIS

- A. The Owner has retained an independent Air Sampling Firm (ASF) to provide a certified Project Monitor/Air Sampling Technician to oversee all asbestos abatement and to collect all required air samples. The Project Monitoring services have been contracted for Monday through Friday, 8 hours per day. The timelines that have been established are based on the Owner's needs and that the Abatement Contractor can complete the work with sufficient manpower, supplies, and organization. If more hours are needed due to a lack of the Abatement Contractor's ability to meet the scheduled timelines or the inspection is deemed unsatisfactory, the cost for additional Project Monitoring and Air Sampling (if required) shall be the responsibility of the Abatement Contractor.
- B. MINOR ASBESTOS ABATEMENT PROJECT (tent/mini enclosures) - IF REQUIRED
 - 1. Pre-abatement Air Sampling/During-abatement Air Sampling
 - a. In compliance with New York State Department of Labor, guidance document and approved Specific Variance.
 - 2. Final Clearance Air Sampling
 - a. In compliance with New York State Department of Labor, guidance document approved Specific Variance if required, and New York State Education Department Final Clearance Air Sampling clarification dated July 12, 2013.

C. SMALL ASBESTOS ABATEMENT PROJECT - IF REQUIRED

1. Pre-abatement Sampling
 - a. Three (3) samples inside and three (3) samples outside the work area plus required blanks. Analysis by Phase Contrast Microscopy (PCM).
2. During Abatement
 - a. If required, during abatement air sampling shall be in compliance with New York State Department of Labor and/or approved Specific Variance. Analysis by PCM.
3. Final Clearance Air Samples
 - a. Three (3) aggressive air samples inside and three (3) standard samples outside the work area plus required blanks. Analysis by PCM.
 - b. Up to five (5) aggressive air samples inside and five (5) standard outside the work area plus required blanks, only if required. Analysis by Transmission Electron Microscopy (TEM). (Minimum requirement in compliance with New York State Department of Labor approved Specific Variance and New York State Education Department Final Clearance Air Sampling clarification, dated July 12, 2013.
 - c. If one or both sets of samples do not meet the above stated final clearance air sample criteria, the Abatement Contractor shall re-clean the work area and a complete duplicate set of final clearance air samples shall be collected by the Project Monitor/Air Sample Technician. The Abatement Contractor shall be responsible for all cost of the air sampling and subsequent analysis until all final clearance air sample criteria has been achieved. See SECTION 02 02 82 70 - ASBESTOS ABATEMENT.

D. LARGE ASBESTOS ABATEMENT PROJECT - IF REQUIRED

1. Pre-Abatement Sampling
 - a. Five (5) samples inside and five (5) samples outside the work area plus required blanks. Analysis by PCM.
2. During Abatement
 - a. Five (5) samples outside the work area daily plus required blanks. Analysis by PCM.
3. Final Clearance Air Samples
 - a. Five (5) aggressive air samples inside and five standard samples outside the work area plus required blanks. Analysis by PCM.
 - b. Five (5) aggressive air samples inside and five (5) standard outside the work area plus required blanks. Analysis by TEM (if required).
 - c. If one or both sets of samples do not meet the above stated final clearance air sample criteria, the Abatement Contractor shall re-clean the work area and a complete duplicate set of final clearance air samples shall be collected by the Project Monitor/Air Sampling Technician. The Abatement Contractor shall be responsible for all costs of the air sampling and subsequent analysis until all final clearance air sample criteria has been achieved. See SECTION 02 02 82 70 - ASBESTOS ABATEMENT.

E. PROJECT MONITORING INSPECTIONS

1. Upon request by the Abatement Contractor's supervisor, the Project Monitor shall conduct an inspection of the work area after each required cleaning phases. If the Project Monitor feels that the area is not acceptably clean and asbestos free, the Abatement Contractor shall re-clean the area and request another inspection until the area is determined to be acceptably clean. All costs of the ASF incurred by the Owner for additional cleaning inspections by the Project Monitor shall be back chargeable to the Abatement Contractor and may be subtracted from payments due. The Abatement Contractor shall not proceed with removal or teardown until obtaining written cleaning approval from the Project Monitor.

F. ABATEMENT CONTRACTOR'S BARRIER INSPECTION REQUIREMENTS

1. The Abatement Contractor's Supervisor shall be accompanied by the Project Monitor (PM) and will perform daily inspections of the containment's integrity on all days required.
2. Critical Barriers shall be verified, and repairs shall be made as necessary prior to vacating the site.
3. Daily inspections, results, and any corrective actions taken shall be recorded in the Abatement Contractor's log and a copy of such records shall be provided to the Project Monitor before vacating the site each day.

3.2 PROJECT APPLICABLE INFORMATION

- A. See Attached Pre-Renovation Survey Reports for Asbestos-Containing Materials, Lead and Polychlorinated Biphenyls (PCB) reports.



Kenneth D. Ellsworth, P.E.
Managing Member

February 19, 2026

Ms. Cheryl Zondlo
Project Manager
Highland Associates
102 Highland Avenue
Clarks Summit, Pennsylvania 18411

Re: Limited Pre-Renovation Survey Report for
Asbestos Containing Materials
Owego Apalachin Central School District
Capital Project Phase 4
Owego Free Academy Middle School / High School
1 Sheldon Guile Boulevard
Owego, New York 13827
SED Project No. 60-06-01-06-0-009-034

Dear Ms. Zondlo:

Attached please find your "Limited Pre-Renovation Survey Report for Asbestos Containing Materials" for the project site referenced above. Included in this report are our survey description, sampling protocol/assessment methods, laboratory analysis results, and identification of asbestos containing materials.

Please keep this report with your permanent records for the above noted site for future reference.

Thank you for allowing Keystone Environmental Services to participate in your environmental projects. Please feel free to contact our office if you have any questions or require additional assistance.

Sincerely,

Keystone Environmental Services

Timothy W. Marble
Director of Environmental Services
NYS DOL Asbestos Certification No. 25-6TIDQ-SHAB

Enclosures

TWM:ad

T:\Projects\2025\0761 - Highland Associates\0761.04825\0761.04825.2 -Ph 3B-MS&HS Pool\0761.04825.2A - AsbSamp\Asbestos\Letter.docx

Corporate Office
58 Exchange Street
Binghamton, New York 13901
Phone: 607.723.5117 / 607.770.9098
Fax: 607.729.5154
E-mail: info@kescomp.com
www.kescomp.com

LIMITED PRE-RENOVATION SURVEY FOR ASBESTOS CONTAINING MATERIALS

OWEGO APALACHIN CENTRAL SCHOOL DISTRICT
CAPITAL PROJECT PHASE 4
OWEGO FREE ACADEMY MIDDLE SCHOOL / HIGH SCHOOL
1 SHELDON GUILLE BOULEVARD
OWEGO, NEW YORK 13827
SED PROJECT NO. 60-06-01-06-0-009-034

PREPARED FOR:
MS. CHERYL ZONDLO
PROJECT MANAGER
HIGHLAND ASSOCIATES
102 HIGHLAND AVENUE
CLARKS SUMMIT, PENNSYLVANIA 18411



58 Exchange Street, Binghamton, New York 13901 (607) 723-5117
© 2026 Keystone Environmental Services. All Rights Reserved.

TABLE OF CONTENTS

<u>Section</u>	<u>Page</u>
1 Executive Summary	1
2 General Asbestos Survey Information	2
2.1 Survey Description	2
2.2 Building Descriptions.....	3
3 Asbestos Survey, Sampling Procedures and Methods	3
3.1 General Procedure	3
3.2 Sampling Protocol	5
3.2.1 Assuming ACM:	5
3.2.2 Testing for ACM:.....	5
3.2.3 Collection of Suspect Materials:	5
3.2.4 Sample Labeling:.....	5
3.3 Limitations.....	5
4 Identification and Assessment Methods of ACM.....	6
5 Transmittal of Survey Information.....	6
6 Asbestos Abatement General Notes.....	7
7 Certification Statement.....	7

APPENDICES

- APPENDIX A - Asbestos Bulk Sample Result Summary Table and Asbestos Sample Location Drawing(s)
- APPENDIX B - Identification and Assessment Methods of ACM, Assessed Building Materials and Estimated Quantities
- APPENDIX C - Asbestos Bulk Sampling Laboratory Analytical Results
- APPENDIX D - Inspector/Laboratory Licenses and Certifications

I **Executive Summary**

Keystone Environmental Services (KES) was retained by Highland Associates, to perform a Limited Pre-Renovation Survey for Asbestos Containing Materials (ACM) for Owego Free Academy Middle School / High School located at 1 Sheldon Guile Boulevard in Owego, New York. The purpose of this survey is to identify and assess with due diligence, the locations, quantities, friability, and condition of ACM that will be disturbed during the Owego Apalachin Central School District’s Capital Project Phase 4 renovations. Building components scheduled to be disturbed during this Limited Pre-Renovation Survey have been identified as homogeneous materials as described in Report Section 4.0 “Identification and Assessment Methods of ACM” and listed in Appendix A. All other building components that were not identified and/or sampled are required to be presumed as asbestos containing (PACM) unless confirmed negative by bulk sampling.

Each area scheduled for renovation as part of the Capital Project was thoroughly inspected by visual means to identify potential ACM. KES collected eighty-four (84) bulk samples representing thirty-nine (39) types of homogeneous suspect ACM. The Asbestos Bulk Sample Results Summary Table and Asbestos Sample Location Drawing(s) are contained in Appendix A. Identification and Assessment Methods of ACM are contained in Appendix B, Asbestos Bulk Sampling Laboratory Analytical Results are contained in Appendix C.

The materials sampled are described in detail in Appendix A. The following materials were found to contain asbestos in concentrations greater than 1% and are considered ACM:

Material Location	Material Description	Estimated Quantity
First Floor Classroom 117 (1017), First Floor Classroom 116 (1018), First Floor Classroom 114 (1019), First Floor Classroom 113 (1020), First Floor Classroom 111 (1021), First Floor Classroom 110 (1022), First Floor Classroom 109 (1023), First Floor Classroom 108 (1024), First Floor Classroom 107 (1025), Second Floor Storage Room 251 (2003), Second Floor Classroom 252 (2004), Second Floor Classroom 253 (2005), Second Floor Classroom 254 (2006), Second Floor Classroom 255 (2007), Second Floor Classroom 256 (2008), Second Floor Classroom 257 (2009), Second Floor Classroom 258 (2010), Second Floor Classroom 260 (2011), Second Floor Classroom 261 (2012), Second Floor Classroom 269 (2013), Second Floor Classroom 270 (2014), Second Floor Classroom 273 (2015), Second Floor Classroom 275 (2016), Second Floor Classroom 276 (2017), Second Floor Classroom 277 (2018), Second Floor Classroom 278 (2019), Second Floor Classroom 279 (2020), Second Floor Classroom 280 (2021), Second Floor Storage Room 263 (2028)	12” x 12” Floor Tile and Mastic (Brown, Brown/White Splotches)	8,435 SF
Water Service Room 127A (1026), Second Floor Classroom 269 (2013) and Second Floor Classroom 276 (2017)	Duct Insulation	325 SF
Water Service Room 127A (1026), Second Floor Classroom 269 (2013) and Second Floor Classroom 277 (2018)	Fitting Insulation	6 LF / 6 SF
First Floor Classroom 110 (1022)	Pipe and Fitting Insulation	20 LF / 20 SF
Second Floor Classroom 269 (2013), Second Floor Classroom 276 (2017), Second Floor Classroom 279 (2020), Second Floor Classroom 280 (2021)	Sink Mastic	4 Units
Men’s Toilet 163 (1001), Men’s Handicap Toilet 159 (1005), Women’s Handicap Toilet 154 (1006), Women’s Toilet 158 (1008), Women’s Pool Locker’s 157 (1009), Men’s Toilet 166 (1012), Non-ASD Toilet 165 (1013), Non-ASD Toilet 167 (1014), Women’s Toilet 168 (1015), Second Floor Classroom 269 (2013), Second Floor Classroom 270 (2014), Second Floor Classroom 273 (2015), Second Floor Classroom 275 (2016), Second Floor Classroom 276 (2017), Second Floor Classroom 277 (2018), Second Floor Classroom 278 (2019), Second Floor Classroom 279 (2020), Second Floor Classroom 280 (2021)	Wall Mastic / Mirror Mastic (Chalkboard, White Board, Tackboard Mastic)	46 Units

The above noted ACM totals are greater than 160 square feet and any abatement work to address the ACM is considered a large asbestos project.

Upon renovation of the limited first and second floor Capital Project 4 work areas, a competent person should supervise the work in the event hidden or inaccessible ACM is discovered. If hidden or inaccessible, ACM is found the work shall stop and the ACM shall be removed by a licensed contractor using certified workers before proceeding with the renovation project.

This report has been prepared exclusively for the use of the Client, and no other parties are entitled to rely upon this report unless our express written consent is first obtained. This report is based solely on materials sampled and listed in Appendix A, "Asbestos Bulk Sample Results Summary Table and Asbestos Sample Location Drawing(s)" and should not be construed as Asbestos Abatement Project Design. Before requesting bids for asbestos abatement of materials identified in this report, the Owner or Client is strongly encouraged to contract with a licensed/certified project design consultant. Asbestos quantities are estimated within this report and asbestos abatement contractors are solely responsible for verifying all quantities.

2 General Asbestos Survey Information

2.1 Survey Description

Building Name/Address: Owego Free Academy Middle School / High School
1 Sheldon Guile Boulevard
Owego, New York 13827

Owner's Name/Address: Owego Apalachin Central School District
5 Sheldon Guile Boulevard
Owego, New York 13827

Prepared For: Ms. Cheryl Zondlo
Project Manager
Highland Associates

Survey Performed By: Keystone Environmental Services
58 Exchange Street
Binghamton, New York 13901
NYS DOL Asbestos License No. 57448

Certified Inspectors: Mr. Gerald Meyer, NYSDOL # 25-6L33S-SHAB
Mr. Michael Griffin, NYSDOL # 25-6LHDN-SHAB
Mr. Chris Valek, NYSDOL # 25-6LIYR-SHAB
Mr. Denver Tyler Sr, NYSDOL # 25-6LDG9-SHAB

Dates of Survey: December 23, 2025, December 29, 2025, and January 19, 2026

Laboratory: AmeriSci New York

2.2 Building Descriptions

Identified below is a general description of the structure inspected as part of this limited pre-renovation survey for asbestos containing materials:

Structure Type:	Middle School / High School
Building Floor No. of Levels	1, 2
Superstructure:	Concrete Masonry Block
Foundation:	Concrete
Roofing:	EPDM
Exterior Surfaces:	Brick
Structures Condition	Structure to be Renovated
Interior Floors:	Tile
Interior Walls:	Drywall, Joint Compound
Interior Ceilings:	Tiles
Heating System:	Past Geothermal
Windows:	Aluminum
Doors:	Wood
Insulation:	Spray-On, Fiberglass
Out Buildings:	Not Included in Survey

3 Asbestos Survey, Sampling Procedures and Methods

3.1 General Procedure

The asbestos inspection was completed in accordance with the requirements outlined in the New York State Department of Labor (NYSDOL) Asbestos Regulation 12 New York Codes, Rules and Regulations (NYCRR) Part 56 and pertinent sections of Occupational Safety and Health Administration (OSHA) 1926.1101(k)(5). Bulk samples of suspect ACM were collected and sent to a laboratory certified by the Environmental Laboratory Accreditation Program (ELAP) for analysis by Polarized Light Microscopy (PLM) and Transmission Electron Microscopy (TEM) as required. Non-Friable Organically Bound (NOB) materials were analyzed in accordance with New York State Department of Health (NYSDOH) ELAP Methods 198.1, 198.4 and 198.6. Analysis of Spray on Fireproofing shall be performed by Polarized Light Microscopy (PLM) NYS ELAP 198.8 initially by segment 1 (chrysotile prep and analysis), segment 2 (chrysotile plus amphiboles preparation), then full analysis and prep (chrysotile and amphiboles). If loose vermiculite is present, it will be presumed ACM for report purposes in accordance with NYS DOH requirements.

Inspections were performed by Mr. Gerald Meyer, Mr. Michael Griffin, Mr. Chris Valek and Mr. Denver Tyler Sr. Dates of inspection include December 23, 2026, December 29, 2025, and January 19, 2026. Copies of the inspector's credentials are contained in Appendix D. Bulk sample analysis was performed by AmeriSci New York an independent laboratory approved/accredited by the NYS Department of Health (DOH), the American Industrial Hygiene Association (AIHA), and the National Voluntary Laboratory Accreditation Program (NVLAP). See Appendix D for laboratory certifications. Buildings/structure plans, specifications or previous reports were available for review as part of this sampling survey.

As part of this survey, KES targeted suspect ACMs for identification by (1) a review of pertinent building plans and other records, where available, and (2) by the sampling of suspect materials for certified laboratory analysis.

The following list (excerpted from 12NYCRR Part 56-5) is not inclusive of all types of ACM but summarizes typical ACMs and suspect materials in buildings:

Typical ACMs / Suspect Materials

Surfacing Treatments:

- Fireproofing
- Acoustical plaster
- Finish plasters
- Skim coats of joint compound

Thermal System Insulation:

- Equipment insulation
- Boiler breeching, rope, duct, or tank insulation
- Cement or mortar used for boilers and refractory brick
- Piping and fitting insulations

Roofing and Siding Miscellaneous Materials:

- Insulation board
- Vapor barriers
- Coatings
- Non-metallic or non-wood roof decking
- Felts
- Cementitious board (transite)
- Flashing
- Shingles
- Galbestos

Other Miscellaneous Materials:

- Dust and debris
- Floor tile
- Cove base
- Floor leveler compound
- Ceiling tile
- Vermiculite insulation
- Gaskets, seals, sealants
- Vibration isolators
- Laboratory tables and hoods
- Chalkboards
- Pipe penetration packing/ firestopping materials
- Cementitious board
- Electrical wire insulation
- Fire curtains
- Fire blankets
- Fire doors
- Brakes and clutches
- Mastics, adhesives, and glues
- Caulks
- Sheet flooring (linoleum)
- Wallpaper
- Drywall
- Plasterboard
- Spackling/joint compound
- Textured paint
- Grout
- Glazing compound
- Terrazzo

3.2 Sampling Protocol

Identified below is the general sampling protocol under which KES' inspection reports/surveys are prepared:

3.2.1 Assuming ACM:

Based on the quantities, types, and different homogeneous areas, friable and non-friable materials may be assumed positive for asbestos based on our experience.

3.2.2 Testing for ACM:

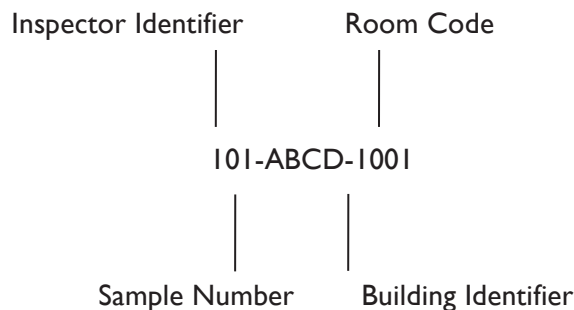
All suspect materials will have a minimum of one (1) bulk sample analyzed for materials that test positive for asbestos, two (2) bulk samples analyzed for materials that test negative for asbestos, or the material will be assumed positive for asbestos.

3.2.3 Collection of Suspect Materials:

Samples are placed in new airtight bags and the samples are double bagged and placed in a sealed container before shipment to the laboratory.

3.2.4 Sample Labeling:

Each sample is labeled in a manner that identifies the inspector, the sample number, building identifier, and the room code where the sample was taken. The example given below is representative of the system used for KES' reports:



3.3 Limitations

It is the belief of KES inspectors that this survey was comprehensive in nature. Only accessible areas within a structure are inspected for ACM. Additional suspect ACM may be discovered behind and within walls, above non-accessible ceilings, under floors, within pipe chases, etc. and should be considered as ACM unless sampling/testing shows the material is non-asbestos containing. ACM quantities identified within KES' reports are estimates only and should be verified by an asbestos abatement contractor. This Limited Pre-Renovation Survey for Asbestos Containing Materials should not be construed to be an Asbestos Abatement Project Design.

4 Identification and Assessment Methods of ACM

KES' survey consists of the examination of readily accessible suspect materials per the survey description/request of our client and in accordance with 12 NYCRR Part 56-5.

The structure was visually inspected to identify potential ACMs. The inspector identified homogeneous areas which are surfacing materials, thermal system insulation or miscellaneous materials that are uniform in color and/or texture. The inspector also assessed each suspect material to determine whether the material was friable or non-friable. Quantities and conditions of suspect ACMs were recorded at the time of the survey. Quantities and conditions of suspect ACMs can change and the Abatement Contractors are solely responsible for assessing each suspect material and determining all final quantities. Abatement Contractors are responsible for determining the material assessment based on their own work practices, means and methods, and specific abatement work plan.

The KES Sample Results Summary Table and Asbestos Sample Location Drawing(s) are contained in Appendix A. Identification and Assessment Methods of ACM, Assessed Building Materials and Estimated ACM Quantities are identified in Appendix B. Lab Analysis Results are contained in Appendix C.

5 Transmittal of Survey Information

In accordance with 12 NYCRR Part 56 the transmittal of this asbestos survey shall be as follows:

Transmittal of Buildings/Structure Asbestos Survey Information. One (1) copy of the results of the buildings/structure asbestos survey shall be immediately transmitted by the buildings/structure owner as follows:

1. One (1) copy of the completed asbestos survey shall be sent by the owner or their agent to the local government entity charged with issuing a permit for such demolition, renovation, remodeling, or repair work under applicable State or local laws.
2. The completed asbestos survey for controlled demolition (as per Subpart 56-11.5) or pre-demolition asbestos projects shall also be submitted to the appropriate Asbestos Control Bureau district office.
3. The completed asbestos survey shall be kept on the construction site with the asbestos notification and variance, if required, throughout the duration of the asbestos project and any associated demolition, renovation, remodeling, or repair project.

Removal Required. If the buildings/structure asbestos survey finds that the portion of the buildings/structure to be demolished, renovated, remodeled, or have repair work contains ACM, PACM, suspect miscellaneous ACM assumed to be ACM, or asbestos material, which is impacted by the work, the owner or the owner's agent shall conduct, or cause to have conducted, asbestos removal performed by a licensed asbestos abatement contractor in conformance with all standards set forth in this Part. All ACM, PACM, suspect miscellaneous ACM assumed to be ACM, or asbestos material impacted by the demolition, renovation, remodeling, or repair project shall be removed as per this Part, prior to access or disturbance by other uncertified trades or personnel. No demolition, renovation, remodeling, or repair work shall be commenced by any owner or the owner's agent prior to the completion of the asbestos abatement in accordance with the notification requirements of this Part. For multi-phased work, the access restriction for uncertified trades or personnel applies to each intermediate portion of the entire project. Upon completion of the intermediate portion of the asbestos project, other trades or personnel may access that portion of the work site. For being structurally unsound, the demolition is considered an asbestos project and shall proceed as per Section 56-11.5.

STATE GOVERNMENT ENTITY

Asbestos Control Bureau District Office
450 S. Salina Street
Syracuse, New York 13202
Phone: (315) 479-3215
Fax: (315) 479-3451

LOCAL GOVERNMENT ENTITY

Construction and Code Enforcement
Town of Owego
2354 State Route 434
Apalachin, New York 13732
Phone: (607) 687-0123 ext. 6
Fax: (607) 687-2507

6 Asbestos Abatement General Notes

KES is licensed and certified to provide asbestos abatement project design, site specific variance, and project monitoring/air sampling. The asbestos design can be stand alone and/or be incorporated into the Owners, Architect, and Engineers specifications.

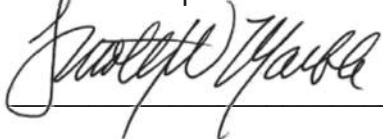
If the asbestos survey finds that asbestos is present, KES can recommend licensed abatement contractors, provide estimated abatement budgets, and estimated costs for project monitoring/air sampling once a construction schedule has been established.

Bids may be advertised, and contracts awarded for demolition, remodeling, renovation, or repair work, but no work on the current intermediate portion of the project shall commence on the demolition, remodeling, renovation, or repair work by any owner or agent prior to completion of all necessary asbestos abatement work in accordance with 12 NYCRR Part 56.

7 Certification Statement

This report has been prepared exclusively for the use of the Owner and/or Client and is intended to meet the requirements of the New York State Department of Labor Industrial Code Rule 56 (ICR 56). No other parties are entitled to rely upon this report unless the express written consent of Keystone Environmental Services is first obtained.

The reported analysis, opinions and conclusions are based on our scope of work and reviews of applicable historical, regulatory and site-specific information available to Keystone Environmental Services on the date of our inspection.



Timothy W. Marble
Director of Environmental Services
NYS DOL Asbestos Certification No. 25-6TIDQ-SHAB

APPENDICES

APPENDIX A
ASBESTOS BULK SAMPLE RESULTS SUMMARY TABLE
AND ASBESTOS SAMPLE LOCATION DRAWING(S)

Asbestos Bulk Sampling Results Summary Table

Sample Number	HA	Sample Location	Color	Material Description	Material Type (T, S, M)	Analysis Results % Asbestos	ACM Y/N (I)
201-MS-1001	1	First Floor Men's Toilet 163	WH	Caulk at Urinal	M	NAD	N
202-MS-1001	1	First Floor Men's Toilet 163	WH	Caulk at Urinal	M	NAD	N
203-MS-1001	2	First Floor Men's Toilet 163	CLR	Sink Caulk	M	NAD	N
204-MS-1001	2	First Floor Men's Toilet 163	CLR	Sink Caulk	M	NAD	N
205-MS-1001	3	First Floor Men's Toilet 163	GRY	Concrete Masonry Unit Mortar	M	NAD	N
206-MS-1001	3	First Floor Men's Toilet 163	GRY	Concrete Masonry Unit Mortar	M	NAD	N
207-MS-1002	4	First Floor Men's Lockers 162	TAN	Cove Base Adhesive	M	NAD	N
208-MS-1002	4	First Floor Men's Lockers 162	TAN	Cove Base Adhesive	M	NAD	N
209-MS-1002	5	First Floor Men's Lockers 162	WH	Caulk at Cove Base	M	NAD	N
210-MS-1002	5	First Floor Men's Lockers 162	WH	Caulk at Cove Base	M	NAD	N
211-MS-1002	6	First Floor Men's Lockers 162	WH	Grout of Ceramic Floor Tile	M	NAD	N
212-MS-1002	6	First Floor Men's Lockers 162	WH	Grout of Ceramic Floor Tile	M	NAD	N
213-MS-1002	7	First Floor Men's Lockers 162	WH/GRY	Mortar of Ceramic Floor Tile	M	NAD	N
214-MS-1002	7	First Floor Men's Lockers 162	WH/GRY	Mortar of Ceramic Floor Tile	M	NAD	N
215-MS-1001	8	First Floor Men's Toilet 163	GRY	Grout of Ceramic Wall Tile	M	NAD	N
216-MS-1001	8	First Floor Men's Toilet 163	GRY	Grout of Ceramic Wall Tile	M	NAD	N
217-MS-1001	9	First Floor Men's Toilet 163	TAN	Ceramic Wall Tile Adhesive	M	NAD	N
218-MS-1001	9	First Floor Men's Toilet 163	TAN	Ceramic Wall Tile Adhesive	M	NAD	N
219-MS-1002	10	First Floor Men's Lockers 162	WH	Caulk at FRP Panels (Skylight Openings)	M	NAD	N
220-MS-1002	10	First Floor Men's Lockers 162	WH	Caulk at FRP Panels (Skylight Openings)	M	NAD	N
221-HS-2001	11	Second Floor HC Toilet 272B	WH	Caulk at Toilet	M	NAD	N
222-HS-2001	11	Second Floor HC Toilet 272B	WH	Caulk at Toilet	M	NAD	N
223-HS-2001	12	Second Floor HC Toilet 272B	GRY	Mortar of Concrete Masonry Unit Wall	M	NAD	N
224-HS-2001	12	Second Floor HC Toilet 272B	GRY	Mortar of Concrete Masonry Unit Wall	M	NAD	N
225-HS-2001	13	Second Floor HC Toilet 272B	WH/GRY	Cove Base Mortar	M	NAD	N
226-HS-2001	13	Second Floor HC Toilet 272B	WH/GRY	Cove Base Mortar	M	NAD	N
227-HS-2001	14	Second Floor HC Toilet 272B	WH	Cove Base Grout	M	NAD	N
228-HS-2001	14	Second Floor HC Toilet 272B	WH	Cove Base Grout	M	NAD	N
229-HS-2001	15	Second Floor HC Toilet 272B	GRY	Grout of Ceramic Tile Floor	M	NAD	N
230-HS-2001	15	Second Floor HC Toilet 272B	GRY	Grout of Ceramic Tile Floor	M	NAD	N
231-HS-2001	16	Second Floor HC Toilet 272B	GRY	Mortar of Ceramic Tile Floor	M	NAD	N
232-HS-2001	16	Second Floor HC Toilet 272B	GRY	Mortar of Ceramic Tile Floor	M	NAD	N
233-HS-2001	17	Second Floor HC Toilet 272B	WH/GRY	2' x 2' Ceiling Tile	M	NAD	N

Asbestos Bulk Sampling Results Summary Table

Sample Number	HA	Sample Location	Color	Material Description	Material Type (T, S, M)	Analysis Results % Asbestos	ACM Y/N (I)
234-HS-2001	17	Second Floor HC Toilet 272B	WH/GRY	2' x 2' Ceiling Tile	M	NAD	N
235-HS-2003	18	Second Floor Storage 251	BRN	12" x 12" Floor Tile	M	2.8%	Y
236-HS-2003	18	Second Floor Storage 251	BRN	12" x 12" Floor Tile	M	NA	Y
237-HS-2003	19	Second Floor Storage 251	BLK	Mastic of Brown 12" x 12" Floor Tile	M	7.6%	Y
238-HS-2003	19	Second Floor Storage 251	BLK	Mastic of Brown 12" x 12" Floor Tile	M	NA	Y
239-HS-2020	20	Second Floor Room 279	WH	Drywall – Chase on Wall	M	NAD	N
240-HS-2020	20	Second Floor Room 279	WH	Drywall – Chase on Wall	M	NAD	N
241-HS-2020	21	Second Floor Room 279	WH	Joint Compound for Chase	M	NAD	N
242-HS-2020	21	Second Floor Room 279	WH	Joint Compound for Chase	M	NAD	N
243-HS-2027	22	Second Floor Room 268	TAN	Thermal System Insulation, Jacket	T	NAD	N
244-HS-2027	22	Second Floor Room 268	TAN	Thermal System Insulation, Jacket	T	NAD	N
245-HS-2027	22	Second Floor Room 268	TAN	Thermal System Insulation, Jacket	T	NAD	N
246-HS-1026	23	First Floor Room 127A	BLK	Gasket, Painted Blue Water Valves	M	NAD	N
247-HS-1026	23	First Floor Room 127A	BLK	Gasket, Painted Blue Water Valves	M	NAD	N
248-HS-1026	24	First Floor Room 127A	BLK	Gasket, Maroon Painted Flange	M	NAD	N
249-HS-1026	24	First Floor Room 127A	BLK	Gasket, Maroon Painted Flange	M	NAD	N
250-HS-1026	25	First Floor Room 127A	WH	Thermal System Insulation, End Cap	T	NAD	N
251-HS-1026	25	First Floor Room 127A	WH	Thermal System Insulation, End Cap	T	NAD	N
252-HS-1026	25	First Floor Room 127A	WH	Thermal System Insulation, End Cap	T	NAD	N
253-HS-1026	26	First Floor Room 127A	WH/OFFWH	Thermal System Insulation Jacket, Water Service Room	T	NAD	N
254-MS-1007	26	First Floor Chase (1)	WH	Thermal System Insulation, Pool Chase (1)	T	NAD	N
255-MS-1016	26	First Floor Chase (2)	WH	Thermal System Insulation, Pool Chase (2)	T	NAD	N
256-HS-1026	27	First Floor Room 127A	WH	Textured Wall Paint	S	NAD	N
257-HS-1026	27	First Floor Room 127A	WH	Textured Wall Paint	S	NAD	N
258-HS-1026	27	First Floor Room 127A	WH	Textured Wall Paint	S	NAD	N
259-HS-1023	28	First Floor Room 109	BRN	Speaker Cloth	M	NAD	N
260-HS-1023	28	First Floor Room 109	BRN	Speaker Cloth	M	NAD	N
261-HS-1023	29	First Floor Room 109	BLK	Speaker Intercom Door Gasket	M	NAD	N
262-HS-1023	29	First Floor Room 109	BLK	Speaker Intercom Door Gasket	M	NAD	N
263-HS-1024	30	First Floor Room 108	OFF WH	Ceiling Tile 2' x 2'	M	NAD	N
264-HS-1024	30	First Floor Room 108	OFF WH	Ceiling Tile 2' x 2'	M	NAD	N
265-MS-1029	31	First Floor C110	GRY	Caulk, Seal on Ductwork	M	NAD	N

Asbestos Bulk Sampling Results Summary Table

Sample Number	HA	Sample Location	Color	Material Description	Material Type (T, S, M)	Analysis Results % Asbestos	ACM Y/N (I)
266-MS-1030	31	First Floor CI 10	GRY	Caulk, Seal on Ductwork	M	NAD	N
267-MS-1028	32	First Floor Pool – 149	TAN	Paint, Duct Around Pool	S	NAD	N
268-MS-1028	32	First Floor Pool – 149	TAN	Paint, Duct Around Pool	S	NAD	N
269-MS-1028	32	First Floor Pool – 149	TAN	Paint, Duct Around Pool	S	NAD	N
270-HS-1022	33	First Floor Classroom 110	GRY	Pipe Fitting, Above Ceiling	T	NAD	N
271-HS-1022	33	First Floor Classroom 110	GRY	Pipe Fitting, Above Ceiling	T	NAD	N
272-HS-1022	33	First Floor Classroom 110	GRY	Pipe Fitting, Above Ceiling	T	NAD	N
273-HS-1023	34	First Floor Classroom 109	BLK	Mastic on Unit Heater Cover	M	NAD	N
274-HS-1023	34	First Floor Classroom 109	BLK	Mastic on Unit Heater Cover	M	NAD	N
275-HS-1023	35	First Floor Classroom 109	BLK	Vapor Barrier, Between Heater and Wall	M	NAD	N
276-HS-1023	35	First Floor Classroom 109	BLK	Vapor Barrier, Between Heater and Wall	M	NAD	N
277-HS-1027	36	First Floor Bathroom 126	WH	Boiler Insulation	T	NAD	N
278-HS-1027	36	First Floor Bathroom 126	WH	Boiler Insulation	T	NAD	N
279-HS-1027	36	First Floor Bathroom 126	WH	Boiler Insulation	T	NAD	N
280-HS-2013	37	Second Floor Classroom 269	GRY	Spray-on Fireproofing	S	NAD	N
281-HS-2022	38	Second Floor Classroom 281	GRY	Door Light Glaze	M	TRACE	N
282-HS-2022	38	Second Floor Classroom 281	GRY	Door Light Glaze	M	TRACE	N
283-HS-2021	39	Second Floor Classroom 280	GRY	Caulk on Ductwork	M	NAD	N
284-HS-2021	39	Second Floor Classroom 280	GRY	Caulk on Ductwork	M	NAD	N

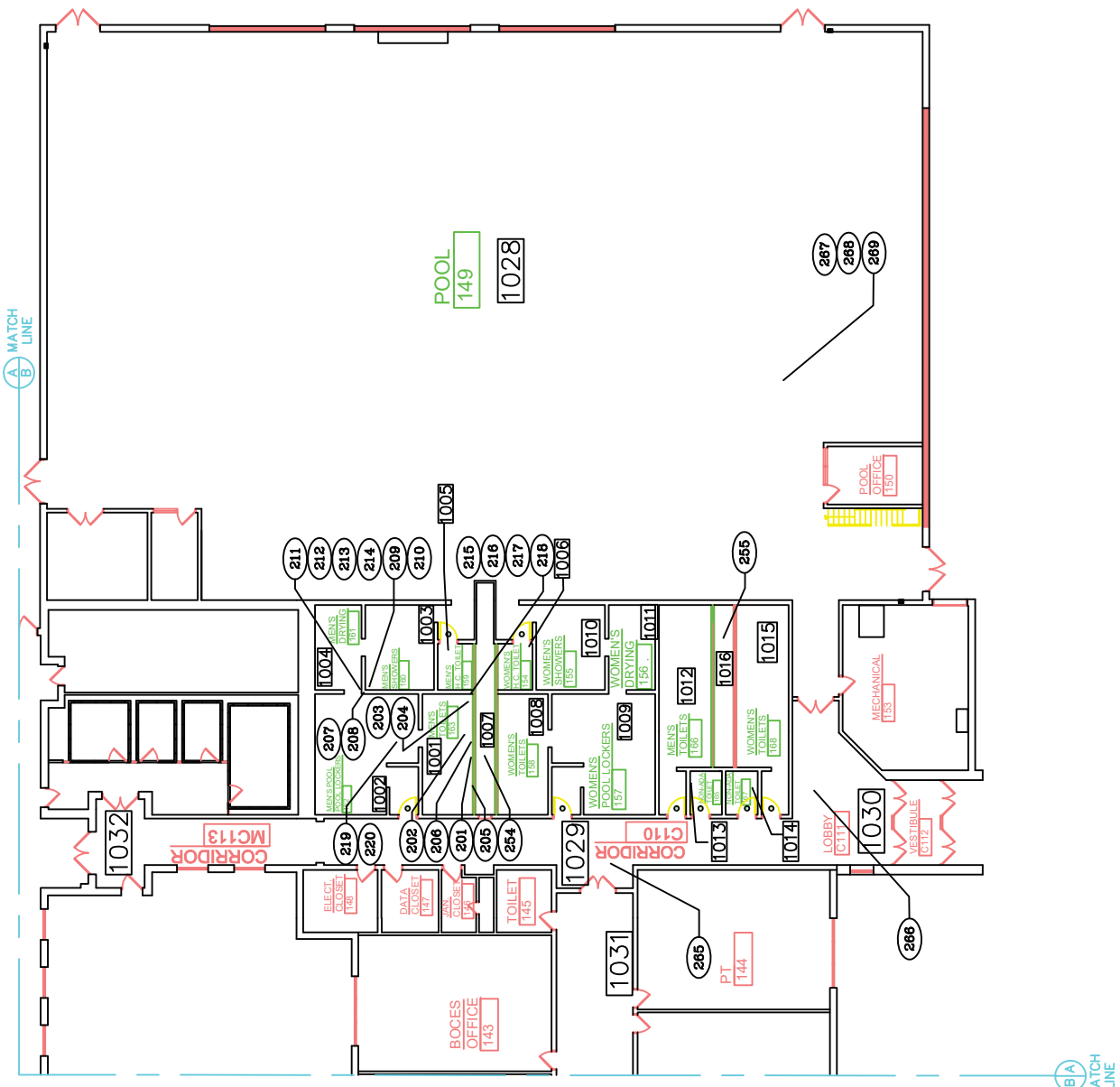
(1)Note: Homogeneous materials must contain greater than 1% of asbestos to be considered as an “Asbestos Containing Material” in accordance with NYS Code Rule 56. If homogeneous materials contain 1% or less of asbestos, it is classified as “trace amounts of asbestos” which are not regulated by NYS Code Rule 56 but are still subject to OSHA Construction Standard 1926.1101.

KEY

NAD – NO ASBESTOS DETECTED	NA – NOT ANALYZED	ACM- ASBESTOS CONTAINING MATERIAL(S)
CMU – CONCRETE MASONRY UNIT	WH – WHITE	T- THERMAL
GRY – GRAY	BRN – BROWN	S- SURFACING
GRN – GREEN	BLK – BLACK	M – MISCELLANEOUS
SIL – SILVER	YEL – YELLOW	HA- HOMOGENEOUS AREA
BLU – BLUE		

LEGEND:

(XXX) Bulk Sample Locations



OWEGO FREE ACADEMY CSD
HAZARDOUS ASBESTOS
 OWEGO, NY
 1 SHELDON GUILLE BLVD
 MIDDLE SCHOOL FIRST FLOOR POOL AREA

SHEET NO.
 HA002

PROJECT NO.
 0761.04825.2A

DATE: 01/09/2026

CAD FILE NO:

NO.	REVISIONS AND DESCRIPTIONS	DATE

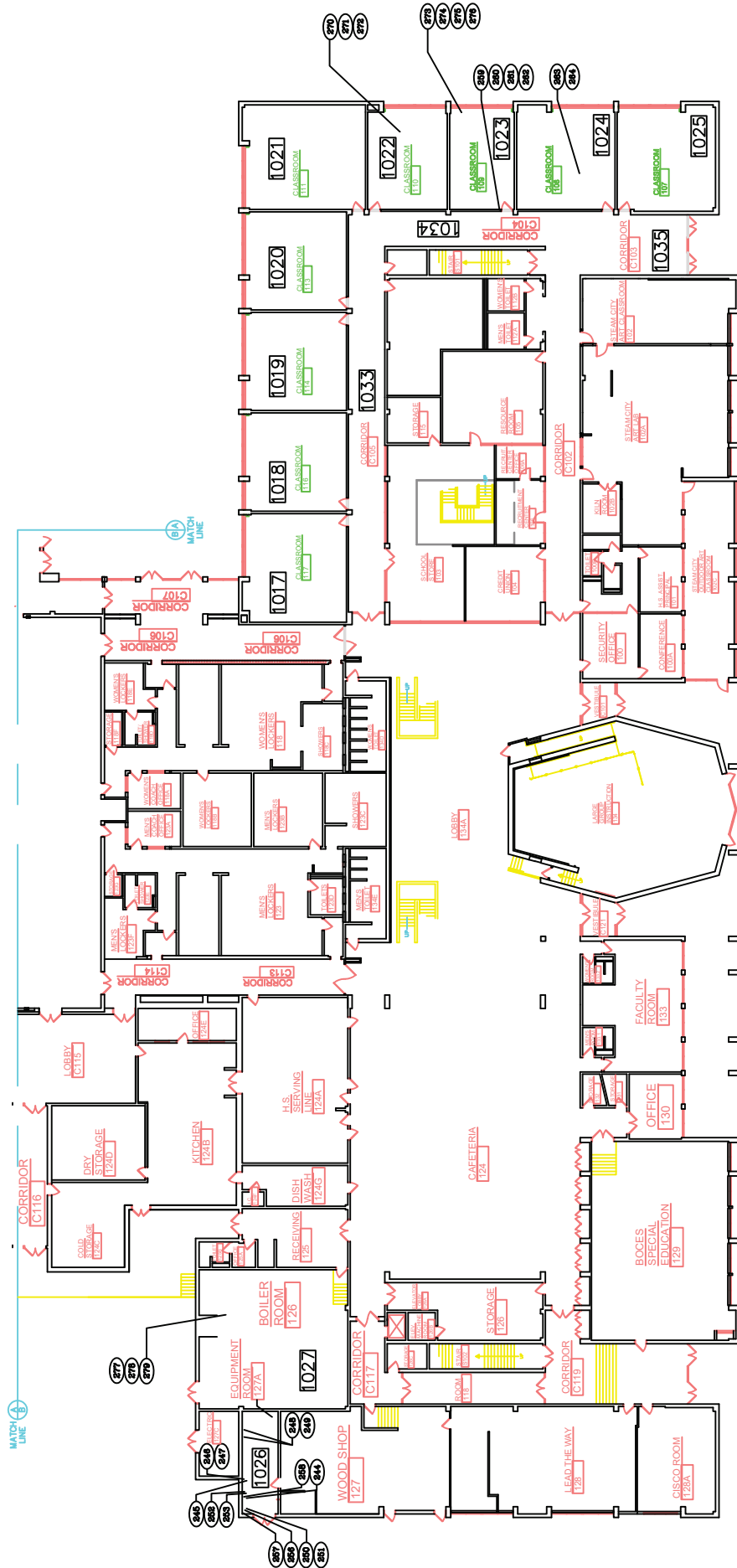
© Copyright 2026
 Keystone Environmental Services

WARNING:
 Each work area will be done in accordance with NYS Industrial Code Rule 56, Site Specific Variations and other applicable regulations. All proposed deviations from the design shall be approved in writing by the Certified Project Designer.

58 Exchange Street
 Binghamton, New York 13901
 Phone: 607.723.3117
 Fax: 607.722.2515
 Email: info@keocompanies.com
 www.keocompanies.com

LEGEND:

XXX Bulk Sample Locations



OWEGO APALACHIN CSD
HAZARDOUS ASBESTOS

1 SHELDON GUILLE BLVD
 OWEGO, NY

HIGH SCHOOL FIRST FLOOR

SHEET NO. HA001
PROJECT NO. 0761.04825.2A
DATE: 01/09/2026
CAD FILE NO.:

WARNING:
 Each work area will be done in accordance with NYS Industrial Code Rule 56, Site Specific Variances and all other applicable regulations. All design shall be approved in writing by the Certified Project Designer.

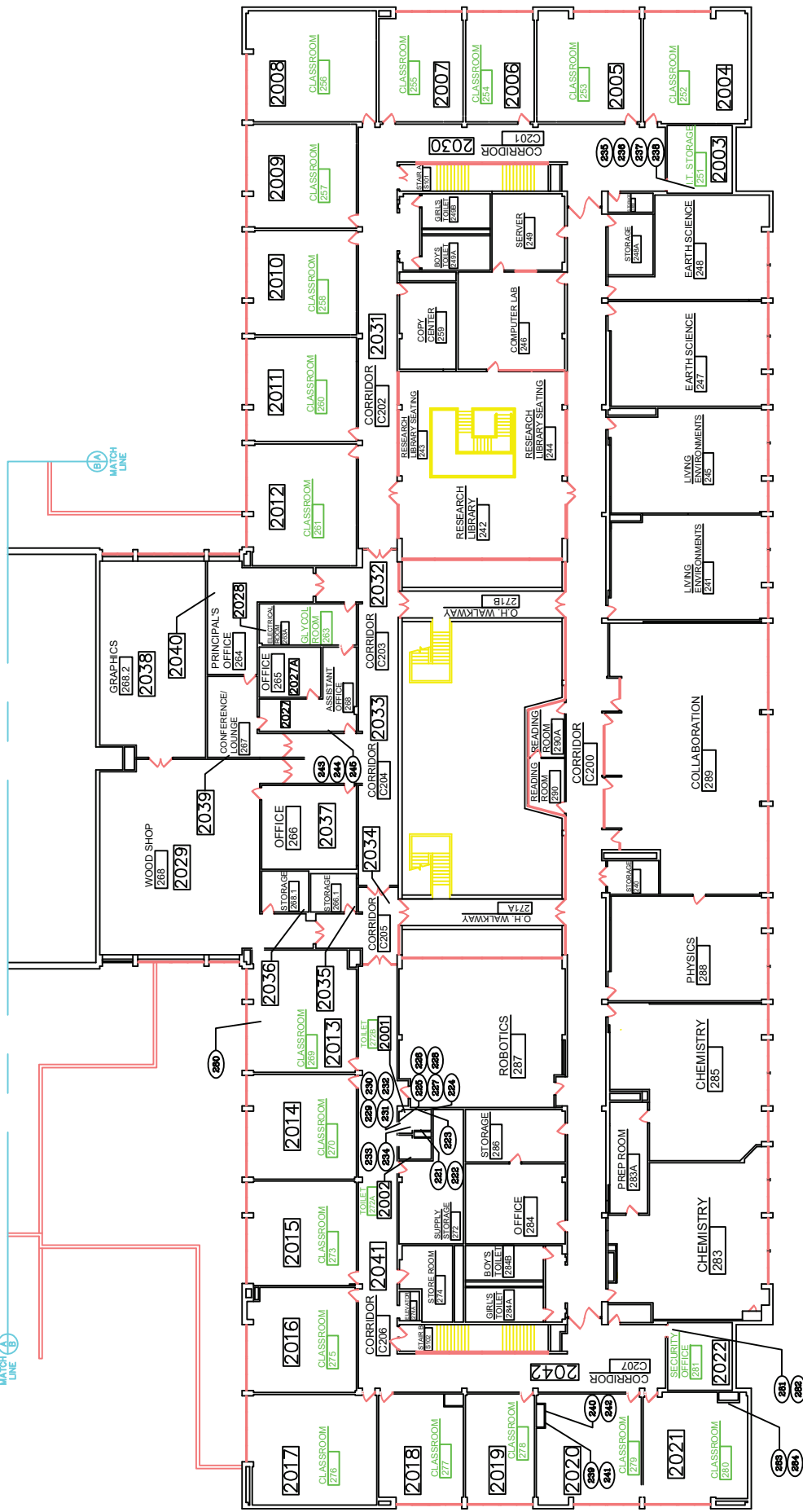
© Copyright 2026
 Keystone Environmental Services



58 Exchange Street
 Binghamton, New York 13901
 Phone: 607.725.3117
 Fax: 607.722.2515
 Email: info@keocompanies.com
 www.keocompanies.com

LEGEND:

XXX Bulk Sample Locations



OWEGO APALACHIN CSD
HAZARDOUS ASBESTOS
 OWEGO, NY
 1 SHELDON GUILLE BLVD
 HIGH SCHOOL- SECOND FLOOR

SHEET NO.
HA003
 PROJECT NO.
0761.04825.2A
 DATE: 01/09/2026
 CAD FILE NO:

NO.	REVISIONS AND DESCRIPTIONS	DATE:

© Copyright 2026
 Keystone Environmental
 Services

WARNING:
 Each work area will be done in accordance with the Federal Code Rules 56. Site Specific Variations and All other applicable regulations. All proposed deviations from the design shall be approved in writing by the Certified Project Designer.



58 Exchange Street
 Binghamton, New York 13901
 Phone: 607.723.5117
 Fax: 607.723.2515
 Email: info@keystoneenv.com
 www.keystoneenv.com

APPENDIX B
IDENTIFICATION AND ASSESSMENT METHODS OF ACM, ASSESSED BUILDING
MATERIALS AND ESTIMATED QUANTITIES

Identification and Assessment Methods of ACM - ASSESSMENT CODES

- (F) Friable ACM – This material has been evaluated as friable, meaning it can be crumbled with hand pressure and, therefore, is likely to emit fibers when disturbed. This material will need to be addressed as required by State and Federal regulations.
- (NF) Non-friable ACM – This material has been evaluated as non-friable. This material needs to be addressed as required by State and Federal regulations. In addition, it is required to analyze by TEM if the results are negative by PLM. It can be assumed positive.
- (NVA) No Visible Asbestos – Our inspection/testing showed no visible ACM in accessible areas.
- (D) Dirt Floor – If the ACM within the space is evaluated as friable, the dirt is also assumed to be contaminated.
- (E) Estimated ACM – Amount of ACM is not visible, and its quantity is estimated.
- (N/A) Not Applicable
- (I) Inaccessible

100- Pipe Insul.	A. Corrugated	B. Pre-Form	C. Joint and Elbow	D. Pipe Debris	E. Lagging	F. Flange Gaskets
200- Heat Plant	A: Boiler Insul.	B: Breeching Insul.	C: Tank Insul.	D: Header Insul.	E. Gaskets	F: Furnace Insul
300- Ceiling	A: Tile	B: Plaster	C: Transite	D: Batt Insul.	E: Adhesive	F: Sheetrock/ Joint Compound
400- Wall	A: Panel G. Stucco	B: Plaster H: Wallpaper	C: Transite I: Grout	D. Sheetrock/ Joint Compound	E: Mastic	F. Batt Insulation
500- Floor	A: Tile	B: Dirt Floor	C: Linoleum	D: Mastic	E: Felt Runner	F: Wood Floor Vapor Barrier
	G. Debris	H. Patching/Leveler	I: Grout/Mortar Bed	J: Cove Base	K: Stair Tread	
600- Duct Insul.	A: Corrugated	B: Pre-Form	C: Transite	D: Cloth Tape		
700- Fireproofing	A: Ceiling	B: Wall	C: Beams	D: Ducts	E. Debris	
800- Miscellaneous	A: Asbestos Board G: Sink Mastic M: Window Caulk S: Flue Insulation Y: Parging	B: Transite H: Adhesive N: Door Caulk T: Mortar Z: Paint	C: Light Gasket I: Curtains O: Louver Caulk U: Caulk/Sealant/ Tar	D: Debris J: Vibration Isolators P: Chalkboard V: Vermiculite	E: Wires K: Window Glazing Q: Incinerator Insul. W. Univent Mastic	F: Doors L: Window Putty R: Countertop X: Clock/Speaker Mastic
900- Roofing	A: Flashing G: Shingles M: Cement Panels	B: Patching H: Counter Flashing Caulk N: Tar	C: Felts I: Roof Sealant	D: Flat Roofing J: Coping Sealant	E: Insulation K: Silver Coat	F: Roofing Material L: Wood Trim Caulk

Assessed Building Materials and Estimated Quantities

ROOM CODE	ROOM USE	MATERIAL CODES	ASSESSMENT CODES	ESTIMATED QUANTITY OF ACM (SF, LF, U)
<u>FIRST FLOOR</u>				
1001	Men's Toilet 163	400E	NF	2 Units
1002	Men's Locker Room 162		NVA	
1003	Men's Showers 160		NVA	
1004	Men's Drying Room 161		NVA	
1005	Men's Handicap Toilet 159	400E	NF	1 Unit
1006	Women's Handicap Toilet 154	400E	NF	1 Unit
1007	Toilet Chase 1		NVA	
1008	Women's Toilet 158	400E	NF	2 Units
1009	Women's Pool Locker's 157	400E	NF	1 Unit
1010	Women's Shower 155		NVA	
1011	Women's Drying Room 156		NVA	
1012	Men's Toilet 166	400E	NF	3 Units
1013	Non-ADA Toilet 165	400E	NF	1 Unit
1014	Non-ADA Toilet 167	400E	NF	1 Unit
1015	Women's Toilet 168	400E	NF	5 Units
1016	Chase 2		NVA	
1017	Classroom No. 117	500A/500D	NF	50 SF
1018	Classroom No. 116	500A/500D	NF	50 SF
1019	Classroom No. 114	500A/500D	NF	50 SF
1020	Classroom No. 113	500A/500D	NF	50 SF
1021	Classroom No. 111	500A/500D	NF	50 SF
1022	Classroom No. 110	100A/100C 500A/500D	F NF	20 LF 50 SF
1023	Classroom No. 109	500A/500D	NF	50 SF
1024	Classroom No. 108	500A/500D	NF	50 SF
1025	Classroom No. 107	500A/500D	NF	50 SF
1026	Water Service Room No. 127A	100C 600B	F F	4 LF 85 SF
1027	Boiler Room 127		NVA	
<u>SECOND FLOOR</u>				
2001	Handicap Toilet 272A		NVA	
2002	Handicap Toilet 272B		NVA	
2003	Storage Room 251	500A/500D	NF	320 SF
2004	Classroom 252	500A/500D	NF	50 SF
2005	Classroom 253	500A/500D	NF	50 SF
2006	Classroom 254	500A/500D	NF	50 SF
2007	Classroom 255	500A/500D	NF	50 SF
2008	Classroom 256	500A/500D	NF	50 SF
2009	Classroom 257	500A/500D	NF	50 SF
2010	Classroom 258	500A/500D	NF	50 SF
2011	Classroom 260	500A/500D	NF	50 SF
2012	Classroom 261	500A/500D	NF	50 SF
2013	Classroom 269	100C 400E 500A/500D	F NF NF	1 LF 1 Unit 785 SF
2014	Classroom 270	600B 800G 400E 500A/500D	F NF NF NF	80 SF 1 Unit 3 Units 785 SF

Assessed Building Materials and Estimated Quantities

ROOM CODE	ROOM USE	MATERIAL CODES	ASSESSMENT CODES	ESTIMATED QUANTITY OF ACM (SF, LF, U)
2015	Classroom 273	400E	NF	3 Units
		500A/500D	NF	785 SF
2016	Classroom 275	400E	NF	4 Units
		500A/500D	NF	785 SF
2017	Classroom 276	400E	NF	3 Units
		500A/500D	NF	1,015 SF
		600B	F	160 SF
		800G	NF	1 Unit
2018	Classroom 277	100C	F	1 LF
		400E	NF	4 Units
2019	Classroom 278	400E	NF	4 Units
		500A/500D	NF	640 SF
2020	Classroom 279	400 E	NF	3 Units
		500A/500D	NF	525 SF
		800G	NF	1 Unit
2021	Classroom 280	400E	NF	4 Units
		500A/500D	NF	815 SF
		800G	NF	1 Unit
2022	Storage Room 281	500A/500D	NF	815 SF
2023	Girl's Toilet 284A		NVA*	
2024	Boy's Toilet 284B		NVA*	
2025	Office 284		NVA*	
2026	Storage Room 286		NVA*	
2027	Assistant Office 265		NVA*	
2027A	Office 265		NVA*	
2028	Storage Room 263	500A/500D	NF	265 SF
2029	Wood Shop		NVA*	
2030	Corridor C201		NVA	
2031	Corridor C202		NVA	
2032	Corridor C203		NVA	
2033	Corridor C204		NVA	
2034	Corridor C205		NVA	
2035	Storage 266.1		NVA*	
2036	Storage 268.1		NVA*	
2037	Office 266		NVA*	
2038	Graphics 268.2		NVA*	
2039	Conference/Lounge 267		NVA*	
2040	Principal's Office 264		NVA*	
2041	Corridor C206		NVA	
2042	Corridor C207		NVA	

***Note: No visible asbestos in Capital Project, refer to Owego Apalachin School District AHERA Management Plan.**

Key

SF- Square Feet

LF- Linear Feet

Units – Each Building Component

**APPENDIX C
ASBESTOS BULK SAMPLING LABORATORY ANALYTICAL RESULTS**



AmeriSci New York

117 EAST 30TH ST.
NEW YORK, NY 10016
TEL: (212) 679-8600 • FAX: (212) 679-3114

January 6, 2026

Keystone Material Testing, LLC
Attn: Tim Marble
58 Exchange Street
Binghamton, NY 13901

RE: Keystone Material Testing, LLC
Job Number 225122876
P.O. #0761.04825.2.A
0761.04825.2.A; Highland Associates; OACSD 2025 Capital Project - Phase 4 - Owego Middle /
High School

Dear Tim Marble:

Enclosed are the results of Asbestos Analysis - Bulk Protocol of the following Keystone Material Testing, LLC samples, received at AmeriSci on Monday, December 29, 2025, for a 5 day turnaround:

201-MS-1001, 202-MS-1001, 203-MS-1001, 204-MS-1001, 205-MS-1001, 206-MS-1001, 207-MS-1002, 208-MS-1002, 209-MS-1002, 210-MS-1002, 211-MS-1002, 212-MS-1002, 213-MS-1002, 214-MS-1002, 215-MS-1001, 216-MS-1001, 217-MS-1001, 218-MS-1001, 219-MS-1002, 220-MS-1002, 221-HS-2001, 222-HS-2001, 223-HS-2001, 224-HS-2001, 225-HS-2001, 226-HS-2001, 227-HS-2001, 228-HS-2001, 229-HS-2001, 230-HS-2001, 231-HS-2001, 232-HS-2001, 233-HS-2001, 234-HS-2001, 235-HS-2003, 236-HS-2003, 237-HS-2003, 238-HS-2003

The 38 samples, placed in zip lock bag, were shipped to AmeriSci via Fed Ex. Keystone Material Testing, LLC requested ELAP PLM/TEM analysis of these samples.

The results of the analyses which were performed following ELAP Protocols 198.1 PLM Friable and/or 198.6 for PLM NOB. ELAP Protocol 198.4 TEM NOB guidelines are presented within the Summary Table of this report. The presence of matrix reduction data in the Summary Table normally indicates an NOB sample. For NOB samples the individual matrix reduction, combined PLM and TEM analysis results are listed in the Summary Bulk Asbestos Analysis Results in Table I. Complete PLM results for individual samples are presented in the PLM Bulk Asbestos Report. Samples near 1% asbestos may be analyzed by EPA 400 pt ct method (EPA 600-M4-82-020). This combined report relates ONLY to sample analysis expressed as percent composition by weight and percent asbestos. This report must not be used to claim product endorsement or approval by these laboratories, NVLAP, ELAP or any other associated agency. This report must not be reproduced, except in full without the written approval of the laboratory. This report may contain specific data not covered by NVLAP or ELAP accreditations respectively, if so identified in relevant footnotes.

AmeriSci appreciates this opportunity to serve your organization. Please contact us for any further assistance or with any questions.

Sincerely,

John P. Koubiadis
Asb. Mgr. | Authorized Signatory



AmeriSci New York

117 EAST 30TH ST.
 NEW YORK, NY 10016
 TEL: (212) 679-8600 • FAX: (212) 679-3114

PLM Bulk Asbestos Report

Keystone Material Testing, LLC
 Attn: Tim Marble
 58 Exchange Street
 Binghamton, NY 13901

Date Received 12/29/2025 **AmeriSci Job #** 225122876
Date Examined 01/04/26 **P.O. #**
ELAP # 11480 **Page** 1 of 6
RE: 0761.04825.2.A; Highland Associates; OACSD 2025 Capital Project
 - Phase 4 - Owego Middle / High School

Client No. / HGA	Lab No.	Asbestos Present	Total % Asbestos	Notes
201-MS-1001 1 Location: First Floor, Men's Toilet 163 - Caulk @ Urinal, Wht. Analyst Description: White, Homogeneous, Non-Fibrous, Bulk Material Asbestos Types: Other Material: Non-fibrous 2.2%	225122876-01	No	Inconclusive - NAD (NOB by NYS ELAP 198.6) by Emeline M. Frix on 01/04/26	1
202-MS-1001 1 Location: First Floor, Men's Toilet 163 - Caulk @ Partition, Wht. Analyst Description: White, Homogeneous, Non-Fibrous, Bulk Material Asbestos Types: Other Material: Non-fibrous 5.5%	225122876-02	No	Inconclusive - NAD (NOB by NYS ELAP 198.6) by Emeline M. Frix on 01/05/26	1
203-MS-1001 2 Location: First Floor, Men's Toilet 163 - Sink Caulk, Clear Analyst Description: Clear, Homogeneous, Non-Fibrous, Bulk Material Asbestos Types: Other Material: Non-fibrous 4.5%	225122876-03	No	Inconclusive - NAD (NOB by NYS ELAP 198.6) by Emeline M. Frix on 01/05/26	1
204-MS-1001 2 Location: First Floor, Men's Toilet 163 - Sink Caulk, Clear Analyst Description: Clear, Homogeneous, Non-Fibrous, Bulk Material Asbestos Types: Other Material: Non-fibrous 19%	225122876-04	No	Inconclusive - NAD (NOB by NYS ELAP 198.6) by Emeline M. Frix on 01/05/26	1
205-MS-1001 3 Location: First Floor, Men's Toilet 163 - CMU Mortar, Grey Analyst Description: Gray, Homogeneous, Non-Fibrous, Cementitious, Bulk Material Asbestos Types: Other Material: Non-fibrous 100%	225122876-05	No	NAD (by NYS ELAP 198.1) by Emeline M. Frix on 01/05/26	
206-MS-1001 3 Location: First Floor, Men's Toilet 163 - CMU Mortar, Grey Analyst Description: Gray, Homogeneous, Non-Fibrous, Cementitious, Bulk Material Asbestos Types: Other Material: Non-fibrous 100%	225122876-06	No	NAD (by NYS ELAP 198.1) by Emeline M. Frix on 01/05/26	

Client Name: Keystone Material Testing, LLC

PLM Bulk Asbestos Report0761.04825.2.A; Highland Associates; OACSD 2025 Capital Project -
Phase 4 - Owego Middle / High School

Client No. / HGA	Lab No.	Asbestos Present	Total % Asbestos	Notes
207-MS-1002 4	225122876-07	No	Inconclusive - NAD (NOB by NYS ELAP 198.6) by Emeline M. Frix on 01/05/26	1
Location: First Floor, Men's Lockers 162 - Cove Base Adhesive, Tan				
Analyst Description: Brown, Homogeneous, Non-Fibrous, Bulk Material				
Asbestos Types:				
Other Material: Non-fibrous 28%				
208-MS-1002 4	225122876-08	No	Inconclusive - NAD (NOB by NYS ELAP 198.6) by Emeline M. Frix on 01/05/26	1
Location: First Floor, Men's Lockers 162 - Cove Base Adhesive, Tan				
Analyst Description: Brown, Homogeneous, Non-Fibrous, Bulk Material				
Asbestos Types:				
Other Material: Non-fibrous 4.7%				
209-MS-1002 5	225122876-09	No	Inconclusive - NAD (NOB by NYS ELAP 198.6) by Emeline M. Frix on 01/05/26	1
Location: First Floor, Men's Lockers 162 - Caulk @ Cove Base, Wht.				
Analyst Description: Beige, Homogeneous, Non-Fibrous, Bulk Material				
Asbestos Types:				
Other Material: Non-fibrous 5.6%				
210-MS-1002 5	225122876-10	No	Inconclusive - NAD (NOB by NYS ELAP 198.6) by Emeline M. Frix on 01/05/26	1
Location: First Floor, Men's Lockers 162 - Caulk @ Cove Base, Wht.				
Analyst Description: Beige, Homogeneous, Non-Fibrous, Bulk Material				
Asbestos Types:				
Other Material: Non-fibrous 11%				
211-MS-1002 6	225122876-11	No	NAD (by NYS ELAP 198.1) by Emeline M. Frix on 01/05/26	
Location: First Floor, Men's Lockers 162 - Grout Of Ceramic Floor Tile, Wht.				
Analyst Description: Beige, Homogeneous, Non-Fibrous, Cementitious, Bulk Material				
Asbestos Types:				
Other Material: Non-fibrous 100%				
212-MS-1002 6	225122876-12	No	NAD (by NYS ELAP 198.1) by Emeline M. Frix on 01/05/26	
Location: First Floor, Men's Lockers 162 - Grout Of Ceramic Floor Tile, Wht.				
Analyst Description: Beige, Homogeneous, Non-Fibrous, Cementitious, Bulk Material				
Asbestos Types:				
Other Material: Non-fibrous 100%				
213-MS-1002 7	225122876-13	No	NAD (by NYS ELAP 198.1) by Emeline M. Frix on 01/05/26	
Location: First Floor, Men's Lockers 162 - Mortar Of Ceramic Floor Tile, Wht. / Grey				
Analyst Description: Gray, Homogeneous, Non-Fibrous, Cementitious, Bulk Material				
Asbestos Types:				
Other Material: Non-fibrous 100%				

Client Name: Keystone Material Testing, LLC

PLM Bulk Asbestos Report0761.04825.2.A; Highland Associates; OACSD 2025 Capital Project -
Phase 4 - Owego Middle / High School

Client No. / HGA	Lab No.	Asbestos Present	Total % Asbestos	Notes
214-MS-1002 7	225122876-14	No	NAD (by NYS ELAP 198.1) by Emeline M. Frix on 01/05/26	
Location: First Floor, Men's Lockers 162 - Mortar Of Ceramic Floor Tile, Wht. / Grey				
Analyst Description: Gray, Homogeneous, Non-Fibrous, Cementitious, Bulk Material				
Asbestos Types:				
Other Material: Non-fibrous 100%				
215-MS-1001 8	225122876-15	No	NAD (by NYS ELAP 198.1) by Emeline M. Frix on 01/05/26	
Location: First Floor, Men's Toilet 163 - Grout Of Ceramic Wall Tile, Grey				
Analyst Description: Gray, Homogeneous, Non-Fibrous, Cementitious, Bulk Material				
Asbestos Types:				
Other Material: Non-fibrous 100%				
216-MS-1001 8	225122876-16	No	NAD (by NYS ELAP 198.1) by Emeline M. Frix on 01/05/26	
Location: First Floor, Men's Toilet 163 - Grout Of Ceramic Wall Tile, Grey				
Analyst Description: Gray, Homogeneous, Non-Fibrous, Cementitious, Bulk Material				
Asbestos Types:				
Other Material: Non-fibrous 100%				
217-MS-1001 9	225122876-17	No	Inconclusive - NAD (NOB by NYS ELAP 198.6) by Emeline M. Frix on 01/05/26	1
Location: First Floor, Men's Toilet 163 - Grout Of Ceramic Wall Tile Adhesive, Tan				
Analyst Description: Yellow, Homogeneous, Non-Fibrous, Bulk Material				
Asbestos Types:				
Other Material: Non-fibrous 32%				
218-MS-1001 9	225122876-18	No	Inconclusive - NAD (NOB by NYS ELAP 198.6) by Emeline M. Frix on 01/05/26	1
Location: First Floor, Men's Toilet 163 - Grout Of Ceramic Wall Tile Adhesive, Tan				
Analyst Description: Yellow, Homogeneous, Non-Fibrous, Bulk Material				
Asbestos Types:				
Other Material: Non-fibrous 1.7%				
219-MS-1002 10	225122876-19	No	Inconclusive - NAD (NOB by NYS ELAP 198.6) by Emeline M. Frix on 01/05/26	1
Location: First Floor, Men's Locker 162 - Caulk @ FRP Panels (Skylight Openings), Wht.				
Analyst Description: White, Homogeneous, Non-Fibrous, Bulk Material				
Asbestos Types:				
Other Material: Non-fibrous 2.5%				
220-MS-1002 10	225122876-20	No	Inconclusive - NAD (NOB by NYS ELAP 198.6) by Emeline M. Frix on 01/05/26	1
Location: First Floor, Men's Locker 162 - Caulk @ FRP Panels (Skylight Openings), Wht.				
Analyst Description: White, Homogeneous, Non-Fibrous, Bulk Material				
Asbestos Types:				
Other Material: Non-fibrous 20%				

Client Name: Keystone Material Testing, LLC

PLM Bulk Asbestos Report0761.04825.2.A; Highland Associates; OACSD 2025 Capital Project -
Phase 4 - Owego Middle / High School

Client No. / HGA	Lab No.	Asbestos Present	Total % Asbestos	Notes
221-HS-2001 11 Location: Second Floor, H-C Toiler 272B - Caulk @ Toilet, Wht. Analyst Description: White, Homogeneous, Non-Fibrous, Bulk Material Asbestos Types: Other Material: Non-fibrous 22%	225122876-21	No	Inconclusive - NAD (NOB by NYS ELAP 198.6) by Emeline M. Frix on 01/05/26	1
222-HS-2001 11 Location: Second Floor, H-C Toiler 272B - Caulk @ Toilet, Wht. Analyst Description: White, Homogeneous, Non-Fibrous, Bulk Material Asbestos Types: Other Material: Non-fibrous 36%	225122876-22	No	Inconclusive - NAD (NOB by NYS ELAP 198.6) by Emeline M. Frix on 01/05/26	1
223-HS-2001 12 Location: Second Floor, H-C Toiler 272B - Mortar Of CMU Wall, Grey Analyst Description: Gray, Homogeneous, Non-Fibrous, Cementitious, Bulk Material Asbestos Types: Other Material: Non-fibrous 100%	225122876-23	No	NAD (by NYS ELAP 198.1) by Emeline M. Frix on 01/05/26	
224-HS-2001 12 Location: Second Floor, H-C Toiler 272B - Mortar Of CMU Wall, Grey Analyst Description: Gray, Homogeneous, Non-Fibrous, Cementitious, Bulk Material Asbestos Types: Other Material: Non-fibrous 100%	225122876-24	No	NAD (by NYS ELAP 198.1) by Emeline M. Frix on 01/05/26	
225-HS-2001 13 Location: Second Floor, H-C Toiler 272B - Cove Base Mortar, Wht. / Grey Analyst Description: White, Homogeneous, Non-Fibrous, Cementitious, Bulk Material Asbestos Types: Other Material: Non-fibrous 100%	225122876-25	No	NAD (by NYS ELAP 198.1) by Emeline M. Frix on 01/05/26	
226-HS-2001 13 Location: Second Floor, H-C Toiler 272B - Cove Base Mortar, Wht. / Grey Analyst Description: White, Homogeneous, Non-Fibrous, Cementitious, Bulk Material Asbestos Types: Other Material: Non-fibrous 100%	225122876-26	No	NAD (by NYS ELAP 198.1) by Emeline M. Frix on 01/05/26	
227-HS-2001 14 Location: Second Floor, H-C Toiler 272B - Cove Base Grout, Wht. Analyst Description: White, Homogeneous, Non-Fibrous, Cementitious, Bulk Material Asbestos Types: Other Material: Non-fibrous 100%	225122876-27	No	NAD (by NYS ELAP 198.1) by Emeline M. Frix on 01/05/26	

Client Name: Keystone Material Testing, LLC

PLM Bulk Asbestos Report0761.04825.2.A; Highland Associates; OACSD 2025 Capital Project -
Phase 4 - Owego Middle / High School

Client No. / HGA	Lab No.	Asbestos Present	Total % Asbestos	Notes
228-HS-2001 14	225122876-28	No	NAD (by NYS ELAP 198.1) by Emeline M. Frix on 01/05/26	
Location: Second Floor, H-C Toiler 272B - Cove Base Grout, Wht.				
Analyst Description: White, Homogeneous, Non-Fibrous, Cementitious, Bulk Material				
Asbestos Types:				
Other Material: Non-fibrous 100%				
229-HS-2001 15	225122876-29	No	NAD (by NYS ELAP 198.1) by Emeline M. Frix on 01/05/26	
Location: Second Floor, H-C Toiler 272B - Grout Of Ceramic Tile Floor, Grey				
Analyst Description: Gray, Homogeneous, Non-Fibrous, Cementitious, Bulk Material				
Asbestos Types:				
Other Material: Non-fibrous 100%				
230-HS-2001 15	225122876-30	No	NAD (by NYS ELAP 198.1) by Emeline M. Frix on 01/05/26	
Location: Second Floor, H-C Toiler 272B - Grout Of Ceramic Tile Floor, Grey				
Analyst Description: Gray, Homogeneous, Non-Fibrous, Cementitious, Bulk Material				
Asbestos Types:				
Other Material: Non-fibrous 100%				
231-HS-2001 16	225122876-31	No	NAD (by NYS ELAP 198.1) by Emeline M. Frix on 01/05/26	
Location: Second Floor, H-C Toiler 272B - Mortar Of Ceramic Tile Floor, Grey				
Analyst Description: Gray, Homogeneous, Non-Fibrous, Cementitious, Bulk Material				
Asbestos Types:				
Other Material: Non-fibrous 100%				
232-HS-2001 16	225122876-32	No	NAD (by NYS ELAP 198.1) by Emeline M. Frix on 01/05/26	
Location: Second Floor, H-C Toiler 272B - Mortar Of Ceramic Tile Floor, Grey				
Analyst Description: Gray, Homogeneous, Non-Fibrous, Cementitious, Bulk Material				
Asbestos Types:				
Other Material: Non-fibrous 100%				
233-HS-2001 17	225122876-33	No	Inconclusive - NAD (NOB by NYS ELAP 198.6) by Emeline M. Frix on 01/05/26	1
Location: Second Floor, H-C Toiler 272B - 2' x 2' Ceiling Tile, Wht. / Grey				
Analyst Description: Gray, Homogeneous, Non-Fibrous, Bulk Material				
Asbestos Types:				
Other Material: Non-fibrous 42%				
234-HS-2001 17	225122876-34	No	Inconclusive - NAD (NOB by NYS ELAP 198.6) by Emeline M. Frix on 01/05/26	1
Location: Second Floor, H-C Toiler 272B - 2' x 2' Ceiling Tile, Wht. / Grey				
Analyst Description: Gray, Homogeneous, Non-Fibrous, Bulk Material				
Asbestos Types:				
Other Material: Non-fibrous 66%				

PLM Bulk Asbestos Report

0761.04825.2.A; Highland Associates; OACSD 2025 Capital Project -
Phase 4 - Owego Middle / High School

Client No. / HGA	Lab No.	Asbestos Present	Total % Asbestos	Notes
235-HS-2003 18 Location: Second Floor, Storage 251 - 12 x 12 Floor Tile, Brown Analyst Description: Brown, Homogeneous, Non-Fibrous, Bulk Material Asbestos Types: Chrysotile 2.8% Other Material: Non-fibrous 10%	225122876-35	Yes	2.8% (NOB by NYS ELAP 198.6) by Emeline M. Frix on 01/05/26	
236-HS-2003 18 Location: Second Floor, Storage 251 - 12 x 12 Floor Tile, Brown Analyst Description: Bulk Material Asbestos Types: Other Material:	225122876-36		NA/PS	
237-HS-2003 19 Location: Second Floor, Storage 251 - Mastic Of Brown 12 x 12 Floor Tile, Black Analyst Description: Black, Homogeneous, Non-Fibrous, Bulk Material Asbestos Types: Chrysotile 7.6% Other Material: Non-fibrous 7.5%	225122876-37	Yes	7.6% (NOB by NYS ELAP 198.6) by Emeline M. Frix on 01/05/26	
238-HS-2003 19 Location: Second Floor, Storage 251 - Mastic Of Brown 12 x 12 Floor Tile, Black Analyst Description: Bulk Material Asbestos Types: Other Material:	225122876-38		NA/PS	

Reporting Notes:

(1) NAD results by NYS 198.6 are inconclusive and are not considered non-ACM

Analyzed by: Emeline M. Frix
Date: 1/4/2026



Reviewed by: John P. Koubiadis



*NAD/NSD =no asbestos detected; NA =not analyzed; NA/PS=not analyzed/positive stop, (SOF-V) = Sprayed On Fireproofing containing Vermiculite; (SM-V) = Surfacing Material containing Vermiculite; PLM Bulk Asbestos Analysis using Olympus, Model BH-2 Pol Scope, Microscope, Serial #: 229003, by Appd E to Subpt E, 40 CFR 763 quantified by either CVES or 400 pt ct as noted for each analysis (NVLAP 200546-0), ELAP PLM Method 198.1 for NY friable samples, which includes the identification and quantitation of vermiculite, or ELAP 198.6 for NOB samples, or EPA 400 pt ct by EPA 600-M4-82-020 (NY ELAP Lab 11480); Note:PLM is not consistently reliable in detecting asbestos in floor coverings and similar non-friable organically bound materials. NAD or Trace results by PLM are inconclusive, TEM is currently the only method that can be used to determine if this material can be considered or treated as non asbestos-containing in NY State (also see EPA Advisory for floor tile, FR 59,146,38970,8/1/94) National Institute of Standards and Technology Accreditation requirements mandate that this report must not be reproduced except in full without the approval of the lab.This PLM report relates ONLY to the items tested. RI Cert AAL-094, CT Cert PH-0186, Mass Cert AA000054, NJ Lab ID #NY031.

_____END OF REPORT_____

Table I
Summary of Bulk Asbestos Analysis Results by NYS ELAP 198.4

0761.04825.2.A; Highland Associates; OACSD 2025 Capital Project - Phase 4 - Owego Middle / High School

AmeriSci Sample #	Client Sample#	HG Area	NOB Sample Weight (gram)	NOB Heat Sensitive Organic %	NOB Acid Soluble Inorganic %	NOB Insoluble Non-Asbestos Inorganic %	** Asbestos % by PLM/DS	** Asbestos % by TEM
01	201-MS-1001	1	0.191	29.8	68.0	2.2	NAD	NAD
	Location: First Floor, Men's Toilet 163 - Caulk @ Urinal, Wht.							
02	202-MS-1001	1	0.170	81.3	13.2	5.5	NAD	NAD
	Location: First Floor, Men's Toilet 163 - Caulk @ Partition, Wht.							
03	203-MS-1001	2	0.318	83.8	11.7	4.5	NAD	NAD
	Location: First Floor, Men's Toilet 163 - Sink Caulk, Clear							
04	204-MS-1001	2	0.336	51.7	28.4	19.9	NAD	NAD
	Location: First Floor, Men's Toilet 163 - Sink Caulk, Clear							
05	205-MS-1001	3	----	----	----	----	NAD	NA
	Location: First Floor, Men's Toilet 163 - CMU Mortar, Grey							
06	206-MS-1001	3	----	----	----	----	NAD	NA
	Location: First Floor, Men's Toilet 163 - CMU Mortar, Grey							
07	207-MS-1002	4	0.269	67.8	3.9	28.3	NAD	NAD
	Location: First Floor, Men's Lockers 162 - Cove Base Adhesive, Tan							
08	208-MS-1002	4	0.408	29.9	65.4	4.7	NAD	NAD
	Location: First Floor, Men's Lockers 162 - Cove Base Adhesive, Tan							
09	209-MS-1002	5	0.514	29.7	64.7	5.6	NAD	NAD
	Location: First Floor, Men's Lockers 162 - Caulk @ Cove Base, Wht.							
10	210-MS-1002	5	0.278	27.9	60.7	11.5	NAD	NAD
	Location: First Floor, Men's Lockers 162 - Caulk @ Cove Base, Wht.							
11	211-MS-1002	6	----	----	----	----	NAD	NA
	Location: First Floor, Men's Lockers 162 - Grout Of Ceramic Floor Tile, Wht.							
12	212-MS-1002	6	----	----	----	----	NAD	NA
	Location: First Floor, Men's Lockers 162 - Grout Of Ceramic Floor Tile, Wht.							
13	213-MS-1002	7	----	----	----	----	NAD	NA
	Location: First Floor, Men's Lockers 162 - Mortar Of Ceramic Floor Tile, Wht. / Grey							
14	214-MS-1002	7	----	----	----	----	NAD	NA
	Location: First Floor, Men's Lockers 162 - Mortar Of Ceramic Floor Tile, Wht. / Grey							
15	215-MS-1001	8	----	----	----	----	NAD	NA
	Location: First Floor, Men's Toilet 163 - Grout Of Ceramic Wall Tile, Grey							
16	216-MS-1001	8	----	----	----	----	NAD	NA
	Location: First Floor, Men's Toilet 163 - Grout Of Ceramic Wall Tile, Grey							

Table I
Summary of Bulk Asbestos Analysis Results by NYS ELAP 198.4

0761.04825.2.A; Highland Associates; OACSD 2025 Capital Project - Phase 4 - Owego Middle / High School

AmeriSci Sample #	Client Sample#	HG Area	NOB Sample Weight (gram)	NOB Heat Sensitive Organic %	NOB Acid Soluble Inorganic %	NOB Insoluble Non-Asbestos Inorganic %	** Asbestos % by PLM/DS	** Asbestos % by TEM
17	217-MS-1001	9	0.241	22.0	45.5	32.5	NAD	NAD
	Location: First Floor, Men's Toilet 163 - Grout Of Ceramic Wall Tile Adhesive, Tan							
18	218-MS-1001	9	0.238	29.7	68.7	1.7	NAD	NAD
	Location: First Floor, Men's Toilet 163 - Grout Of Ceramic Wall Tile Adhesive, Tan							
19	219-MS-1002	10	0.313	29.9	67.6	2.5	NAD	NAD
	Location: First Floor, Men's Locker 162 - Caulk @ FRP Panels (Skylight Openings), Wht.							
20	220-MS-1002	10	0.270	41.2	38.7	20.1	NAD	NAD
	Location: First Floor, Men's Locker 162 - Caulk @ FRP Panels (Skylight Openings), Wht.							
21	221-HS-2001	11	0.327	37.7	40.3	22.0	NAD	NAD
	Location: Second Floor, H-C Toiler 272B - Caulk @ Toilet, Wht.							
22	222-HS-2001	11	0.216	1.5	61.7	36.9	NAD	NAD
	Location: Second Floor, H-C Toiler 272B - Caulk @ Toilet, Wht.							
23	223-HS-2001	12	----	----	----	----	NAD	NA
	Location: Second Floor, H-C Toiler 272B - Mortar Of CMU Wall, Grey							
24	224-HS-2001	12	----	----	----	----	NAD	NA
	Location: Second Floor, H-C Toiler 272B - Mortar Of CMU Wall, Grey							
25	225-HS-2001	13	----	----	----	----	NAD	NA
	Location: Second Floor, H-C Toiler 272B - Cove Base Mortar, Wht. / Grey							
26	226-HS-2001	13	----	----	----	----	NAD	NA
	Location: Second Floor, H-C Toiler 272B - Cove Base Mortar, Wht. / Grey							
27	227-HS-2001	14	----	----	----	----	NAD	NA
	Location: Second Floor, H-C Toiler 272B - Cove Base Grout, Wht.							
28	228-HS-2001	14	----	----	----	----	NAD	NA
	Location: Second Floor, H-C Toiler 272B - Cove Base Grout, Wht.							
29	229-HS-2001	15	----	----	----	----	NAD	NA
	Location: Second Floor, H-C Toiler 272B - Grout Of Ceramic Tile Floor, Grey							
30	230-HS-2001	15	----	----	----	----	NAD	NA
	Location: Second Floor, H-C Toiler 272B - Grout Of Ceramic Tile Floor, Grey							
31	231-HS-2001	16	----	----	----	----	NAD	NA
	Location: Second Floor, H-C Toiler 272B - Mortar Of Ceramic Tile Floor, Grey							
32	232-HS-2001	16	----	----	----	----	NAD	NA
	Location: Second Floor, H-C Toiler 272B - Mortar Of Ceramic Tile Floor, Grey							

Client Name: Keystone Material Testing, LLC

Table I
Summary of Bulk Asbestos Analysis Results by NYS ELAP 198.4

0761.04825.2.A; Highland Associates; OACSD 2025 Capital Project - Phase 4 - Owego Middle / High School

AmeriSci Sample #	Client Sample#	HG Area	NOB Sample Weight (gram)	NOB Heat Sensitive Organic %	NOB Acid Soluble Inorganic %	NOB Insoluble Non-Asbestos Inorganic %	** Asbestos % by PLM/DS	** Asbestos % by TEM
33	233-HS-2001	17	0.349	1.9	55.4	42.8	NAD	NAD
Location: Second Floor, H-C Toiler 272B - 2' x 2' Ceiling Tile, Wht. / Grey								
34	234-HS-2001	17	0.209	3.6	29.9	66.5	NAD	NAD
Location: Second Floor, H-C Toiler 272B - 2' x 2' Ceiling Tile, Wht. / Grey								
35	235-HS-2003	18	0.360	24.1	62.4	10.7	Chrysotile 2.8	NA
Location: Second Floor, Storage 251 - 12 x 12 Floor Tile, Brown								
36	236-HS-2003	18	0.397	22.6	65.0	12.4	NA/PS	NA
Location: Second Floor, Storage 251 - 12 x 12 Floor Tile, Brown								
37	237-HS-2003	19	0.315	81.2	3.8	7.6	Chrysotile 7.6	NA
Location: Second Floor, Storage 251 - Mastic Of Brown 12 x 12 Floor Tile, Black								
38	238-HS-2003	19	0.478	55.1	32.4	12.5	NA/PS	NA
Location: Second Floor, Storage 251 - Mastic Of Brown 12 x 12 Floor Tile, Black								

Analyzed by: Marik Peysakhov
 Date: 1/5/2026



Reviewed by: John P. Koubiadis



**Quantitative Analysis (Semi/Full): Bulk Asbestos Analysis - PLM by Appd E to Subpt E, 40 CFR 763 or NYSDOH ELAP 198.1 for New York friable samples or NYSDOH ELAP 198.6 for New York NOB samples; TEM (Semi/Full) by EPA 600/R-93/116 (or NYSDOH ELAP 198.4; for New York samples). Analysis using Hitachi, Model H7000-Noran 7 System, Microscope, Serial #: 747-05-06. NAD = no asbestos detected during a quantitative analysis; NA = not analyzed; Trace = < 1%; (SOF-V) = Sprayed On Fireproofing containing Vermiculite; (SM-V) = Surfacing Material containing Vermiculite; Quantitation for beginning weights of < 0.1 grams should be considered as qualitative only; Qualitative Analysis: Asbestos analysis results of "Present" or "NVA = No Visible Asbestos" represents results for Qualitative PLM or TEM Analysis only (no accreditation coverage available from any regulatory agency for qualitative analyses): NVLAP (PLM) 200546-0, NYSDOH ELAP Lab 11480, NJ Lab ID #NY031.

Warning Note: PLM limitation, only TEM will resolve fibers < 0.25 micrometers in diameter. TEM bulk analysis is representative of the fine grained matrix material and may not be representative of non-uniformly dispersed debris for which PLM evaluation is recommended (i.e. soils and other heterogeneous materials).

ASBESTOS ANALYSIS CHAIN OF CUSTODY

Lab Address:
AmeriSci Richmond
13635 Genito Road
Midlothian, VA 23112

Keystone Environmental Services
58 Exchange Street
Binghamton, New York 13901
Ph. (607) 723-5117

2 2 5 1 2 2 8 7 6

Fax: (607) 722-2515

NVLAP # 19041ELAP # 10984
Ph. (800) 476-5227

KES PROJECT #: 0761-04825-2.A	CLIENT: Highland Associates	Turn Around Time (TAT) CIRCLE ONE RUSH 12 HR. 24 HR. 48 HR. 3 DAY 6 DAY
Project Description: OACSD 2025 Capital Project - Phase 4		
Project Location: Owego Middle / High School		
Collected By: Chris Valck		Date: 12/23/25

Sample ID#	HA	Sample Location:	Color	Material Description:		Material Type (T,S,M)	PLM Friable ELAP 198.1	PLM NOB ELAP 198.6	TEM NOB ELAP 198.4
				F - Floor Tile L - Linoleum M - Mastic PB - Plaster Base PS - Plaster Skim SR - Sheetrock PI - Pipe Insulation I - Insulation	JC - Joint Compound WP - Wallpaper WI - Wiring P - Parging V - Vermiculite PI - Pipe Insulation DI - Duct Insulation				
201-MS-1001	1	1 - Men's Toilet 163	Whi.	CAULK @ URINAL	CT - Ceiling Tile R - Roofing W - Window D - Door S - Siding FC - Flue Cement V - Vermiculite	M	X	X	X
202-MS-1001	1	1 -	Whi.	CAULK @ PARTITION		M	X	X	X
203-MS-1001	2	1 -	Clear	SINK CAULK		M	X	X	X
204-MS-1001	2	1 -	Clear	SINK CAULK		M	X	X	X
205-MS-1001	3	1 -	Grey	CMU MORTAR		M	X	X	X
206-MS-1001	3	1 -	Grey	CMU MORTAR		M	X	X	X
207-MS-1002	4	1 - Men's Lockers 162	TAN	Cave base Adhesive		M	X	X	X
208-MS-1002	4	1 -	TAN	Cave base Adhesive		M	X	X	X
209-MS-1002	5	1 -	Whi.	CAULK @ Cave base		M	X	X	X
210-MS-1002	5	1 -	Whi.	CAULK @ Cave base		M	X	X	X
211-MS-1002	6	1 -	Whi.	GROUT OF Ceramic Floor Tile		M	X	X	X
212-MS-1002	6	1 -	Whi.	GROUT OF Ceramic Floor Tile		M	X	X	X
213-MS-1002	7	1 -	Whi. Grey	MORTAR OF Ceramic Floor Tile		M	X	X	X

* COMMENTS: Positive STOP for all the same HA's

Released By: Chris Valck Date: 12/24/25

Received By: Meredith G

Date: 12/29/25 9:44

ASBESTOS ANALYSIS CHAIN OF CUSTODY

Fax: (607) 722-2515

2 2 5 1 2 2 8 7 6

NVLAP # 1904/ELAP #10984
Ph. (800) 476-5227

KES PROJECT #: 0761-04825-2-A CLIENT: Highland Associates
 Project Description: OACSD 2025 Capital Project - Phase 4
 Project Location: Owego Middle / High School

Turn Around Time (TAT) CIRCLE ONE
 RUSH 12 HR. 24 HR. 48 HR. 3 DAY 6 DAY

Collected By: Chris Vales Date: 12/23/25

Sample Id#	HA	Sample Location:	Color	Material Description:	Material Type (T,S,M)	PLM Friable ELAP 198.1	PLM NOB ELAP 198.6	TEM NOB ELAP 198.4
214 - MS - 1002	7	1 - Men's lockers 162	Whit, Gray	MORTAR OF Ceramic Floor Tile	M	X		
215 - MS - 1001	8	1 - Men's Toilet 163	Gray	Grout of Ceramic Wall Tile	M	X		
216 - MS - 1001	8	1 -	Gray	Grout of Ceramic Wall Tile	M	X		
217 - MS - 1001	9	1 -	Tan	Ceramic Wall Tile Adhesive	M	X	X	X
218 - MS - 1001	9	1 -	Tan	Ceramic Wall Tile Adhesive	W	X	X	X
219 - MS - 1002	10	1 - Men's lockers 162	Whit.	CAVING FRP Panels (SKYLIGHT OPENINGS)	M	X	X	X
220 - MS - 1002	10	1 -	Whit.	CAVING FRP Panels (SKYLIGHT OPENINGS)	M	X	X	X
221 - HS - 2001	11	2 - H-C-Toilet 272B	Whit.	CAVING TOILET	M	X	X	X
222 - HS - 2001	11	2 -	Whit.	CAVING TOILET	M	X	X	X
223 - HS - 2001	12	2 -	Gray	MORTAR OF CONCRETE	M	X	X	X
224 - HS - 2001	12	2 -	Gray	MORTAR OF CONCRETE	M	X	X	X
225 - HS - 2001	13	2 -	Whit. Gray	Core base MORTAR	M	X	X	X
226 - HS - 2001	13	2 -	Whit. Gray	Core base MORTAR	M	X	X	X

* COMMENTS: Positive STOP for all the same HA's

Released By: *CS-2772* Date: 12/24/25
 Received By: *Elizabeth* Date: 12/29/25 9:40
 Email: info@keycomp.com, adam@keycomp.com, ke@keycomp.com, removal@keycomp.com, charlotte@keycomp.com, gmeyer@keycomp.com

ASBESTOS ANALYSIS CHAIN OF CUSTODY

Fax: (607) 722-2515

2 2 5 1 2 2 8 7 6

NVLAP # 1904/ELAP #10984
 Ph. (800) 476-5227

KES PROJECT #: 0761-04825-2-A CLIENT: Highland Associates
 Project Description: OACSD 2025 Capital Project - Phase 4
 Project Location: Owego Middle / High School

Turn Around Time (TAT) CIRCLE ONE
 RUSH 12 HR. 24 HR. 48 HR. 3 DAY 6 DAY

Collected By: Chris Vitek Date: 12/23/25

Sample Id#	HA	Sample Location:	Color	Material Description:		Material Type (T,S,M)	PLM Friable ELAP 198.1	PLM NOB ELAP 198.6	TEM NOB ELAP 198.4
				F - Floor Tile L - Linoleum M - Mastic PB - Plaster Base PS - Plaster Skim SR - Sheetrock PI - Pipe Insulation I - Insulation	JC - Joint Compound WP - Wallpaper WI - Wiring P - Parging V - Vermiculite PI - Pipe Insulation DI - Duct Insulation				
227-HS-2001	14	2-HC Toilet 272B	wh.	Cave base Grout	CT - Ceiling Tile R - Roofing W - Window D - Door S - Siding FC - Floor Cement V - Vermiculite	M	X		
228-HS-2001	14	2-	wh.	Cave base Grout		M	X		
229-HS-2001	15	2-	Gray	Grout of Ceramic Tile Floor		M	X		
230-HS-2001	15	2-	Gray	Grout of Ceramic Tile Floor		M	X		
231-HS-2001	16	2-	Gray	Mortar of Ceramic Tile Floor		M	X		
232-HS-2001	16	2-	Gray	Mortar of Ceramic Tile Floor		M	X		
233-HS-2001	17	2-	wh. Grout	2x2' Ceiling Tile		M	X	X	X
234-HS-2001	17	2-	wh. Grout	2x2' Ceiling Tile		M	X	X	X
235-HS-2003	18	2- Storage 251	Brown	12x12 Floor Tile		M	X	X	X
236-HS-2003	18	2-	Brown	12x12 Floor Tile		M	X	X	X
237-HS-2003	19	2-	Black	Mastic of Brown 12x12 Floor Tile		M	X	X	X
238-HS-2003	19	2-	Black	Mastic of Brown 12x12 Floor Tile		M	X	X	X

* COMMENTS: Positive STOP for all the same HA's

Released By: *Chris Vitek* Date: 12/24/25
 Sent/Electronic Copies To: tmabla@kecompanies.com, alean@kecompanies.com, kespe@kecomp.com, tamom@kecompanies.com, alean@kecompanies.com, gmaier@kecompanies.com, gmaier@kecompanies.com

Received By: *Isabel Stroh*
 Date: 12/23/25 9:40



AmeriSci New York
117 EAST 30TH ST.
NEW YORK, NY 10016
TEL: (212) 679-8600 • FAX: (212) 679-3114

January 6, 2026

Keystone Material Testing, LLC
Attn: Tim Marble
58 Exchange Street
Binghamton, NY 13901

RE: Keystone Material Testing, LLC
Job Number 225123027
P.O. #0761.04825.2.A
0761.04825.2.A; Highland Associates; Owego Middle / High School - OACSD 2025 Capital Project
Phase 4

Dear Tim Marble:

Enclosed are the results of Asbestos Analysis - Bulk Protocol of the following Keystone Material Testing, LLC samples, received at AmeriSci on Wednesday, December 31, 2025, for a 5 day turnaround:

239-HS-2020, 240-HS-2020, 241-HS-2020, 242-HS-2020, 243-HS-2027, 244-HS-2027, 245-HS-2027, 246-HS-1026, 247-HS-1026, 248-HS-1026, 249-HS-1026, 250-HS-1026, 251-HS-1026, 252-HS-1026, 253-HS-1026, 254-MS-1007, 255-MS-1016, 256-HS-1026, 257-HS-1026, 258-HS-1026, 259-HS-1023, 260-HS-1023, 261-HS-1023, 262-HS-1023, 263-HS-1024, 264-HS-1024

The 26 samples, placed in zip lock bag, were shipped to AmeriSci via Fed Ex. Keystone Material Testing, LLC requested ELAP PLM/TEM analysis of these samples.

The results of the analyses which were performed following ELAP Protocols 198.1 PLM Friable and/or 198.6 for PLM NOB. ELAP Protocol 198.4 TEM NOB guidelines are presented within the Summary Table of this report. The presence of matrix reduction data in the Summary Table normally indicates an NOB sample. For NOB samples the individual matrix reduction, combined PLM and TEM analysis results are listed in the Summary Bulk Asbestos Analysis Results in Table I. Complete PLM results for individual samples are presented in the PLM Bulk Asbestos Report. Samples near 1% asbestos may be analyzed by EPA 400 pt ct method (EPA 600-M4-82-020). This combined report relates ONLY to sample analysis expressed as percent composition by weight and percent asbestos. This report must not be used to claim product endorsement or approval by these laboratories, NVLAP, ELAP or any other associated agency. This report must not be reproduced, except in full without the written approval of the laboratory. This report may contain specific data not covered by NVLAP or ELAP accreditations respectively, if so identified in relevant footnotes.

AmeriSci appreciates this opportunity to serve your organization. Please contact us for any further assistance or with any questions.

Sincerely,

John P. Koubiadis
Asb. Mgr. | Authorized Signatory



AmeriSci New York

117 EAST 30TH ST.
 NEW YORK, NY 10016
 TEL: (212) 679-8600 • FAX: (212) 679-3114

PLM Bulk Asbestos Report

Keystone Material Testing, LLC
 Attn: Tim Marble
 58 Exchange Street
 Binghamton, NY 13901

Date Received 12/31/2025 **AmeriSci Job #** 225123027
Date Examined 01/06/26 **P.O. #**
ELAP # 11480 **Page** 1 of 5
RE: 0761.04825.2.A; Highland Associates; Owego Middle / High School -
 OACSD 2025 Capital Project Phase 4

Client No. / HGA	Lab No.	Asbestos Present	Total % Asbestos	Notes
239-HS-2020 20 Location: 2 279 - Drywall Chase On Wall, Wh. Analyst Description: White/Brown, Homogeneous, Fibrous, Bulk Material Asbestos Types: Other Material: Cellulose 20%, Fibrous glass Trace, Non-fibrous 80%	225123027-01	No	NAD (by NYS ELAP 198.1) by Emeline M. Frix on 01/06/26	
240-HS-2020 20 Location: 2 279 - Drywall Chase On Wall, Wh. Analyst Description: White/Brown, Homogeneous, Fibrous, Bulk Material Asbestos Types: Other Material: Cellulose 30%, Fibrous glass Trace, Non-fibrous 70%	225123027-02	No	NAD (by NYS ELAP 198.1) by Emeline M. Frix on 01/06/26	
241-HS-2020 21 Location: 2 279 - Joint Compound For Chase, Wh. Analyst Description: White, Homogeneous, Non-Fibrous, Bulk Material Asbestos Types: Other Material: Non-fibrous 100%	225123027-03	No	NAD (by NYS ELAP 198.1) by Emeline M. Frix on 01/06/26	
242-HS-2020 21 Location: 2 279 - Joint Compound For Chase, Wh. Analyst Description: White, Homogeneous, Non-Fibrous, Bulk Material Asbestos Types: Other Material: Non-fibrous 100%	225123027-04	No	NAD (by NYS ELAP 198.1) by Emeline M. Frix on 01/06/26	
243-HS-2027 22 Location: 2 265 - TSI Jacket, Tan Analyst Description: Silver/Tan, Homogeneous, Non-Fibrous, Bulk Material Asbestos Types: Other Material: Non-fibrous 41%	225123027-05	No	Inconclusive - NAD (NOB by NYS ELAP 198.6) by Emeline M. Frix on 01/06/26	1
244-HS-2027 22 Location: 2 265 - TSI Jacket, Tan Analyst Description: Silver/Tan, Homogeneous, Non-Fibrous, Bulk Material Asbestos Types: Other Material: Non-fibrous 22%	225123027-06	No	Inconclusive - NAD (NOB by NYS ELAP 198.6) by Emeline M. Frix on 01/06/26	1

Client Name: Keystone Material Testing, LLC

PLM Bulk Asbestos Report0761.04825.2.A; Highland Associates; Owego Middle / High School -
OACSD 2025 Capital Project Phase 4

Client No. / HGA	Lab No.	Asbestos Present	Total % Asbestos	Notes
245-HS-2027 22 Location: 2 265 - TSI Jacket, Tan Analyst Description: Silver/Tan, Homogeneous, Non-Fibrous, Bulk Material Asbestos Types: Other Material: Non-fibrous 28%	225123027-07	No	Inconclusive - NAD (NOB by NYS ELAP 198.6) by Emeline M. Frix on 01/06/26	1
246-HS-1026 23 Location: 1 127 A - Gasket Painted Blue Water Valves, Black Analyst Description: Black, Homogeneous, Non-Fibrous, Bulk Material Asbestos Types: Other Material: Non-fibrous 30%	225123027-08	No	Inconclusive - NAD (NOB by NYS ELAP 198.6) by Emeline M. Frix on 01/06/26	1
247-HS-1026 23 Location: 1 127 A - Gasket Painted Blue Water Valves, Black Analyst Description: Black, Homogeneous, Non-Fibrous, Bulk Material Asbestos Types: Other Material: Non-fibrous 30%	225123027-09	No	Inconclusive - NAD (NOB by NYS ELAP 198.6) by Emeline M. Frix on 01/06/26	1
248-HS-1026 24 Location: 1 127 A - Gasket Maroon Painted Flange, Black Analyst Description: Black, Homogeneous, Non-Fibrous, Bulk Material Asbestos Types: Other Material: Non-fibrous 1.1%	225123027-10	No	Inconclusive - NAD (NOB by NYS ELAP 198.6) by Emeline M. Frix on 01/06/26	1
249-HS-1026 24 Location: 1 127 A - Gasket Maroon Painted Flange, Black Analyst Description: Black, Homogeneous, Non-Fibrous, Bulk Material Asbestos Types: Other Material: Non-fibrous 0.4%	225123027-11	No	Inconclusive - NAD (NOB by NYS ELAP 198.6) by Emeline M. Frix on 01/06/26	1
250-HS-1026 25 Location: 1 127 A - TSI End Cap, Wh. Analyst Description: White, Homogeneous, Non-Fibrous, Bulk Material Asbestos Types: Other Material: Non-fibrous 14%	225123027-12	No	Inconclusive - NAD (NOB by NYS ELAP 198.6) by Emeline M. Frix on 01/06/26	1
251-HS-1026 25 Location: 1 127 A - TSI End Cap, Wh. Analyst Description: White, Homogeneous, Non-Fibrous, Bulk Material Asbestos Types: Other Material: Non-fibrous 13%	225123027-13	No	Inconclusive - NAD (NOB by NYS ELAP 198.6) by Emeline M. Frix on 01/06/26	1

Client Name: Keystone Material Testing, LLC

PLM Bulk Asbestos Report0761.04825.2.A; Highland Associates; Owego Middle / High School -
OACSD 2025 Capital Project Phase 4

Client No. / HGA	Lab No.	Asbestos Present	Total % Asbestos	Notes
252-HS-1026 25 Location: 1 127 A - TSI End Cap, Wh. Analyst Description: White, Homogeneous, Non-Fibrous, Bulk Material Asbestos Types: Other Material: Non-fibrous 10%	225123027-14	No	Inconclusive - NAD (NOB by NYS ELAP 198.6) by Emeline M. Frix on 01/06/26	1
253-HS-1026 26 Location: 1 127 A - TSI Jacket Water Service Room, Wh. Off Wh. Analyst Description: Silver/White, Homogeneous, Non-Fibrous, Bulk Material Asbestos Types: Other Material: Non-fibrous 40%	225123027-15	No	Inconclusive - NAD (NOB by NYS ELAP 198.6) by Emeline M. Frix on 01/06/26	1
254-MS-1007 26 Location: 1 Chase (1) - TSI Pool Chase (1), Wh. Analyst Description: Silver/White, Homogeneous, Non-Fibrous, Bulk Material Asbestos Types: Other Material: Non-fibrous 41%	225123027-16	No	Inconclusive - NAD (NOB by NYS ELAP 198.6) by Emeline M. Frix on 01/06/26	1
255-MS-1016 26 Location: 1 Chase (2) - TSI Pool Chase (1), Wh. Analyst Description: Silver/White, Homogeneous, Non-Fibrous, Bulk Material Asbestos Types: Other Material: Non-fibrous 45%	225123027-17	No	Inconclusive - NAD (NOB by NYS ELAP 198.6) by Emeline M. Frix on 01/06/26	1
256-HS-1026 27 Location: 1 127A - Textured Wall Paint, Wh. Analyst Description: White, Homogeneous, Non-Fibrous, Bulk Material Asbestos Types: Other Material: Non-fibrous 40%	225123027-18	No	Inconclusive - NAD (NOB by NYS ELAP 198.6) by Emeline M. Frix on 01/06/26	1
257-HS-1026 27 Location: 1 127A - Textured Wall Paint, Wh. Analyst Description: White, Homogeneous, Non-Fibrous, Bulk Material Asbestos Types: Other Material: Non-fibrous 42%	225123027-19	No	Inconclusive - NAD (NOB by NYS ELAP 198.6) by Emeline M. Frix on 01/06/26	1
258-HS-1026 27 Location: 1 127A - Textured Wall Paint, Wh. Analyst Description: White, Homogeneous, Non-Fibrous, Bulk Material Asbestos Types: Other Material: Non-fibrous 43%	225123027-20	No	Inconclusive - NAD (NOB by NYS ELAP 198.6) by Emeline M. Frix on 01/06/26	1

PLM Bulk Asbestos Report

0761.04825.2.A; Highland Associates; Owego Middle / High School -
OACSD 2025 Capital Project Phase 4

Client No. / HGA	Lab No.	Asbestos Present	Total % Asbestos	Notes
259-HS-1023 28 Location: 1 109 - Speaker Cloth, Brown Analyst Description: Brown, Homogeneous, Fibrous, Bulk Material Asbestos Types: Other Material: Cellulose 95%, Non-fibrous 5.0% Comment: Contents Submitted Are Friable	225123027-21	No	NAD (by NYS ELAP 198.1) by Emeline M. Frix on 01/06/26	
260-HS-1023 28 Location: 1 109 - Speaker Cloth, Brown Analyst Description: Brown, Homogeneous, Fibrous, Bulk Material Asbestos Types: Other Material: Cellulose 95%, Non-fibrous 5.0% Comment: Contents Submitted Are Friable	225123027-22	No	NAD (by NYS ELAP 198.1) by Emeline M. Frix on 01/06/26	
261-HS-1023 29 Location: 1 109 - Speaker / Intecom Door Gasket, Black Analyst Description: Black, Homogeneous, Non-Fibrous, Bulk Material Asbestos Types: Other Material: Non-fibrous 2.9%	225123027-23	No	Inconclusive - NAD (NOB by NYS ELAP 198.6) by Emeline M. Frix on 01/06/26	1
262-HS-1023 29 Location: 1 109 - Speaker / Intecom Door Gasket, Black Analyst Description: Black, Homogeneous, Non-Fibrous, Bulk Material Asbestos Types: Other Material: Non-fibrous 2.2%	225123027-24	No	Inconclusive - NAD (NOB by NYS ELAP 198.6) by Emeline M. Frix on 01/06/26	1
263-HS-1024 30 Location: 1 108 - Ceiling Tile 2' x 2', Off Wh. Analyst Description: Gray, Homogeneous, Non-Fibrous, Bulk Material Asbestos Types: Other Material: Non-fibrous 28%	225123027-25	No	Inconclusive - NAD (NOB by NYS ELAP 198.6) by Emeline M. Frix on 01/06/26	1
264-HS-1024 30 Location: 1 108 - Ceiling Tile 2' x 2', Off Wh. Analyst Description: Gray, Homogeneous, Non-Fibrous, Bulk Material Asbestos Types: Other Material: Non-fibrous 30%	225123027-26	No	Inconclusive - NAD (NOB by NYS ELAP 198.6) by Emeline M. Frix on 01/06/26	1

Client Name: Keystone Material Testing, LLC

PLM Bulk Asbestos Report

0761.04825.2.A; Highland Associates; Owego Middle / High School -
OACSD 2025 Capital Project Phase 4

Reporting Notes:

(1) NAD results by NYS 198.6 are inconclusive and are not considered non-ACM

Analyzed by: Emeline M. Frix



Reviewed by: John P. Koubiadis



Date: 1/6/2026

*NAD/NSD =no asbestos detected; NA =not analyzed; NA/PS=not analyzed/positive stop, (SOF-V) = Sprayed On Fireproofing containing Vermiculite; (SM-V) = Surfacing Material containing Vermiculite; PLM Bulk Asbestos Analysis using Nikon, Model Labophot2 Pol Scope, Microscope, Serial #: 466274, by Appd E to Subpt E, 40 CFR 763 quantified by either CVES or 400 pt ct as noted for each analysis (NVLAP 200546-0), ELAP PLM Method 198.1 for NY friable samples, which includes the identification and quantitation of vermiculite, or ELAP 198.6 for NOB samples, or EPA 400 pt ct by EPA 600-M4-82-020 (NY ELAP Lab 11480); Note:PLM is not consistently reliable in detecting asbestos in floor coverings and similar non-friable organically bound materials. NAD or Trace results by PLM are inconclusive, TEM is currently the only method that can be used to determine if this material can be considered or treated as non asbestos-containing in NY State (also see EPA Advisory for floor tile, FR 59,146,38970,8/1/94) National Institute of Standards and Technology Accreditation requirements mandate that this report must not be reproduced except in full without the approval of the lab.This PLM report relates ONLY to the items tested. RI Cert AAL-094, CT Cert PH-0186, Mass Cert AA000054, NJ Lab ID #NY031.

_____END OF REPORT_____

Client Name: Keystone Material Testing, LLC

Table I
Summary of Bulk Asbestos Analysis Results by NYS ELAP 198.4

0761.04825.2.A; Highland Associates; Owego Middle / High School - OACSD 2025 Capital Project Phase 4

AmeriSci Sample #	Client Sample#	HG Area	NOB Sample Weight (gram)	NOB Heat Sensitive Organic %	NOB Acid Soluble Inorganic %	NOB Insoluble Non-Asbestos Inorganic %	** Asbestos % by PLM/DS	** Asbestos % by TEM
01	239-HS-2020	20	---	---	---	---	NAD	NA
Location: 2 279 - Drywall Chase On Wall, Wh.								
02	240-HS-2020	20	---	---	---	---	NAD	NA
Location: 2 279 - Drywall Chase On Wall, Wh.								
03	241-HS-2020	21	---	---	---	---	NAD	NA
Location: 2 279 - Joint Compound For Chase, Wh.								
04	242-HS-2020	21	---	---	---	---	NAD	NA
Location: 2 279 - Joint Compound For Chase, Wh.								
05	243-HS-2027	22	0.200	58.1	0.2	41.8	NAD	NAD
Location: 2 265 - TSI Jacket, Tan								
06	244-HS-2027	22	0.100	56.4	20.8	22.8	NAD	NAD
Location: 2 265 - TSI Jacket, Tan								
07	245-HS-2027	22	0.064	56.3	15.8	28.0	NAD	NAD
Location: 2 265 - TSI Jacket, Tan								
08	246-HS-1026	23	0.202	65.1	4.9	30.0	NAD	NAD
Location: 1 127 A - Gasket Painted Blue Water Valves, Black								
09	247-HS-1026	23	0.117	62.6	6.7	30.7	NAD	NAD
Location: 1 127 A - Gasket Painted Blue Water Valves, Black								
10	248-HS-1026	24	0.152	67.1	31.8	1.1	NAD	NAD
Location: 1 127 A - Gasket Maroon Painted Flange, Black								
11	249-HS-1026	24	0.260	68.7	30.9	0.4	NAD	NAD
Location: 1 127 A - Gasket Maroon Painted Flange, Black								
12	250-HS-1026	25	0.419	51.3	34.6	14.1	NAD	NAD
Location: 1 127 A - TSI End Cap, Wh.								
13	251-HS-1026	25	0.321	50.4	36.0	13.7	NAD	NAD
Location: 1 127 A - TSI End Cap, Wh.								
14	252-HS-1026	25	0.228	51.7	37.8	10.5	NAD	NAD
Location: 1 127 A - TSI End Cap, Wh.								
15	253-HS-1026	26	0.342	45.6	14.0	40.3	NAD	NAD
Location: 1 127 A - TSI Jacket Water Service Room, Wh. Off Wh.								
16	254-MS-1007	26	0.218	51.9	6.6	41.5	NAD	NAD
Location: 1 Chase (1) - TSI Pool Chase (1), Wh.								

See Reporting notes on last page

Client Name: Keystone Material Testing, LLC

Table I
Summary of Bulk Asbestos Analysis Results by NYS ELAP 198.4

0761.04825.2.A; Highland Associates; Owego Middle / High School - OACSD 2025 Capital Project Phase 4

AmeriSci Sample #	Client Sample#	HG Area	NOB Sample Weight (gram)	NOB Heat Sensitive Organic %	NOB Acid Soluble Inorganic %	NOB Insoluble Non-Asbestos Inorganic %	** Asbestos % by PLM/DS	** Asbestos % by TEM
17	255-MS-1016	26	0.200	49.5	5.5	45.1	NAD	NAD
	Location: 1 Chase (2) - TSI Pool Chase (1), Wh.							
18	256-HS-1026	27	0.203	36.4	22.8	40.8	NAD	NAD
	Location: 1 127A - Textured Wall Paint, Wh.							
19	257-HS-1026	27	0.190	38.1	19.8	42.1	NAD	NAD
	Location: 1 127A - Textured Wall Paint, Wh.							
20	258-HS-1026	27	0.159	41.9	15.0	43.1	NAD	NAD
	Location: 1 127A - Textured Wall Paint, Wh.							
21	259-HS-1023	28	----	----	----	----	NAD	NA
	Location: 1 109 - Speaker Cloth, Brown							
22	260-HS-1023	28	----	----	----	----	NAD	NA
	Location: 1 109 - Speaker Cloth, Brown							
23	261-HS-1023	29	0.327	45.3	51.8	2.9	NAD	NAD
	Location: 1 109 - Speaker / Intecom Door Gasket, Black							
24	262-HS-1023	29	0.064	45.7	52.2	2.2	NAD	NAD
	Location: 1 109 - Speaker / Intecom Door Gasket, Black							
25	263-HS-1024	30	0.115	13.0	58.5	28.5	NAD	NAD
	Location: 1 108 - Ceiling Tile 2' x 2', Off Wh.							
26	264-HS-1024	30	0.186	12.8	56.6	30.6	NAD	NAD
	Location: 1 108 - Ceiling Tile 2' x 2', Off Wh.							

Analyzed by: Hongyan Ran
 Date: 1/6/2026



Reviewed by: John P. Koubiadis



**Quantitative Analysis (Semi/Full): Bulk Asbestos Analysis - PLM by Appd E to Subpt E, 40 CFR 763 or NYSDOH ELAP 198.1 for New York friable samples or NYSDOH ELAP 198.6 for New York NOB samples; TEM (Semi/Full) by EPA 600/R-93/116 (or NYSDOH ELAP 198.4; for New York samples). Analysis using Hitachi, Model H7000-Noran 7 System, Microscope, Serial #: 747-05-06. NAD = no asbestos detected during a quantitative analysis; NA = not analyzed; Trace = < 1%; (SOF-V) = Sprayed On Fireproofing containing Vermiculite; (SM-V) = Surfacing Material containing Vermiculite; Quantitation for beginning weights of <0.1 grams should be considered as qualitative only; Qualitative Analysis: Asbestos analysis results of "Present" or "NVA = No Visible Asbestos" represents results for Qualitative PLM or TEM Analysis only (no accreditation coverage available from any regulatory agency for qualitative analyses): NVLAP (PLM) 200546-0, NYSDOH ELAP Lab 11480, NJ Lab ID #NY031.

Warning Note: PLM limitation, only TEM will resolve fibers <0.25 micrometers in diameter. TEM bulk analysis is representative of the fine grained matrix material and may not be representative of non-uniformly dispersed debris for which PLM evaluation is recommended (i.e. soils and other heterogeneous materials).

ASBESTOS ANALYSIS CHAIN OF CUSTODY

225123027

Fax: (607) 722-2515

NVLAP # 1904/ELAP #10984
Ph: (800) 476-5227

KES PROJECT #: 0761-04825-2-A **CLIENT:** Highland Associates

Project Description: OACSD 2025 Capital Project - Phase 4

Project Location: Owego Middle / High School

Turn Around Time (TAT) CIRCLE ONE
RUSH 12 HR. 24 HR. 48 HR. 3 DAY 6 DAY

Collected By: M. Griffin **Date:** 12/29/25

Sample Id#	HA	Sample Location:	Color	Material Descriptions:		Material Type (T,S,M)	PLM Friable ELAP 198.1	PLM NOB ELAP 198.6	TEM NOB ELAP 198.4
				F - Floor Tile L - Linoleum M - Mastic PB - Plaster Base PS - Plaster Skim SR - Sheetrock PI - Pipe Insulation I - Insulation	JC - Joint Compound WP - Wallpaper WI - Wiring P - Parging V - Vermiculite PI - Pipe Insulation DI - Duct Insulation				
239	HS-2020	2- 279	Wh	Dry wall - chase on wall	CT - Ceiling Tile R - Roofing W - Window D - Door S - Siding FC - Flue Cement V - Vermiculite	M	X		
240	HS-2020	2- 279	Wh	Dry wall - chase on wall		M	X		
241	HS-2020	2- 279	Wh	Joint Compound for chase		M	X		
242	HS-2020	2- 279	Wh	Joint Compound for chase		M	X		
243	HS-2027	2- 265	Tan	TSI, Jacket		T	X	X	X
244	HS-2027	2- 265	Tan	TSI, Jacket		T	X	X	X
245	HS-2027	2- 265	Tan	TSI, Jacket		T	X	X	X
246	HS-1026	1- 127A	black	Gasket, painted blue water valves		M	✓	X	X
247	HS-1026	1- 127A	black	Gasket, painted blue water valves		M	✓	X	X
248	HS-1026	1- 127A	black	Gasket, painted blue water valves		M	✓	X	X
249	HS-1026	1- 127A	black	Gasket, Maroon painted flange		M	✓	X	X
250	HS-1026	1- 127A	Wh	Gasket, Maroon painted flange		M	✓	X	X
251	HS-1026	1- 127A	Wh	TSI, end cap		T	X	X	X
251	HS-1026	1- 127A	Wh	TSI, end cap		T	X	X	X

COMMENTS: Positive STOP for all the same HA's

Released By: *[Signature]* Date: 12/30/25

Received By: *[Signature]*

Page 1 of 2

Date: 12/31/25 11:01

ASBESTOS ANALYSIS CHAIN OF CUSTODY

Fax: (607) 722-2515

#225123027

NVLAP # 1904/ELAP #10984
 Ph: (800) 476-5227

KES PROJECT #: 0761-04825-2.A **CLIENT:** Highland Associates

Project Description: OACSD 2025 Capital Project - Phase 4

Project Location: Owego Middle/High School

Turn Around Time (TAT) CIRCLE ONE
 RUSH 12 HR. 24 HR. 48 HR. 3 DAY 6 DAY

Collected By: M. Griffith **Date:** 12/29/25

Sample Id#	HA	Sample Location:	Color	Material Descriptions:		Material Type (T,S,M)	PLM Friable ELAP 198.1	PLM NOB ELAP 198.6	TEM NOB ELAP 198.4
				F - Floor Tile L - Linoelium M - Mastic PB - Plaster Base PS - Plaster Skim SR - Sheetrock PI - Pipe Insulation I - Insulation	JC - Joint Compound WP - Wallpaper WI - Wiring P - Parging V - Vermiculite PI - Pipe Insulation DI - Duct Insulation				
252	HS-1026	1- 127A	Wh	TSE, end cap	CT - Ceiling Tile R - Roofing W - Window D - Door S - Siding FC - Flue Cement V - Vermiculite	T	X	X	X
253	HS-1026	1- 127A	Whish	TSE, jacket, water service room		T	X	X	X
254	MS-1007	1- chase(1)	Wh	TSE, pool chase (1)		T	X	X	X
255	MS-1016	1- chase(2)	Wh	TSE, pool chase (2)		T	X	X	X
256	HS-1026	1- 127A	Wh	textured wall paint		S	X		
257	HS-1026	1- 127A	Wh	textured wall paint		S	X		
258	HS-1026	1- 127A	Wh	Textured wall paint		S	X		
259	HS-1023	1- 109	brown	Speaker cloth		M	X	X	X
260	HS-1023	1- 109	brown	Speaker cloth		M	X	X	X
261	HS-1023	1- 109	black	Speaker intercom door gasket		M	X	X	X
262	HS-1023	1- 109	black	Speaker intercom door gasket		M	X	X	X
263	HS-1024	1- 108	off wh	Ceiling tile 2'x2'		M	X	X	X
264	HS-1024	1- 108	off wh	Ceiling tile 2'x2'		M	X	X	X



AmeriSci New York

117 EAST 30TH ST.
NEW YORK, NY 10016

TEL: (212) 679-8600 • FAX: (212) 679-3114

January 28, 2026

Keystone Material Testing, LLC
Attn: Tim Marble
58 Exchange Street
Binghamton, NY 13901

RE: Keystone Material Testing, LLC
Job Number 226012386
P.O. #0761.04825.2.A
0761.04825.2.A; Highland Associates; OACSD 2025 Capital Project - Phase 4 - Owego Middle/
High School

Dear Tim Marble:

Enclosed are the results of Asbestos Analysis - Bulk Protocol of the following Keystone Material Testing, LLC samples, received at AmeriSci on Wednesday, January 21, 2026, for a 5 day turnaround:

265-MS-1029, 266-MS-1030, 267-MS-1028, 268-MS-1028, 269-MS-1028, 270-HS-1022, 271-HS-1022, 272-HS-1022, 273-HS-1023, 274-HS-1023, 275-HS-1023, 276-HS-1023, 277-HS-1027, 278-HS-1027, 279-HS-1027, 280-HS-2013, 281-HS-2022, 282-HS-2022, 283-HS-2021, 284-HS-2021

The 20 samples, placed in zip lock bag, were shipped to AmeriSci via Fed Ex. Keystone Material Testing, LLC requested ELAP PLM/TEM analysis of these samples.

The results of the analyses which were performed following ELAP Protocols 198.1 PLM Friable and/or 198.6 for PLM NOB. ELAP Protocol 198.4 TEM NOB guidelines are presented within the Summary Table of this report. The presence of matrix reduction data in the Summary Table normally indicates an NOB sample. For NOB samples the individual matrix reduction, combined PLM and TEM analysis results are listed in the Summary Bulk Asbestos Analysis Results in Table I. Complete PLM results for individual samples are presented in the PLM Bulk Asbestos Report. Samples near 1% asbestos may be analyzed by EPA 400 pt ct method (EPA 600-M4-82-020). This combined report relates ONLY to sample analysis expressed as percent composition by weight and percent asbestos. This report must not be used to claim product endorsement or approval by these laboratories, NVLAP, ELAP or any other associated agency. This report must not be reproduced, except in full without the written approval of the laboratory. This report may contain specific data not covered by NVLAP or ELAP accreditations respectively, if so identified in relevant footnotes.

AmeriSci appreciates this opportunity to serve your organization. Please contact us for any further assistance or with any questions.

Sincerely,

John P. Koubiadis

Asb. Mgr. | Authorized Signatory



AmeriSci New York

117 EAST 30TH ST.
NEW YORK, NY 10016
TEL: (212) 679-8600 • FAX: (212) 679-3114

PLM Bulk Asbestos Report

Keystone Material Testing, LLC
Attn: Tim Marble
58 Exchange Street

Binghamton, NY 13901

Date Received 1/21/2026 **AmeriSci Job #** 226012386
Date Examined 01/28/26 **P.O. #**
ELAP # 11480 **Page** 1 of 4
RE: 0761.04825.2.A; Highland Associates; OACSD 2025 Capital Project
- Phase 4 - Owego Middle/High School

Client No. / HGA	Lab No.	Asbestos Present	Total % Asbestos	Notes
265-MS-1029 31 Location: 1-C110 - Grey - Caulk, Seal On Ductwork Analyst Description: Dark Gray, Homogeneous, Non-Fibrous, Bulk Material Asbestos Types: Other Material: Non-fibrous 14%	226012386-01	No	Inconclusive - NAD (NOB by NYS ELAP 198.6) by Valeriu Voicu on 01/28/26	1
266-MS-1030 31 Location: 1-C111 - Grey - Caulk, Seal On Ductwork Analyst Description: Dark Gray, Homogeneous, Non-Fibrous, Bulk Material Asbestos Types: Other Material: Non-fibrous 15%	226012386-02	No	Inconclusive - NAD (NOB by NYS ELAP 198.6) by Valeriu Voicu on 01/28/26	1
267-MS-1028 32 Location: 1-Pool, 149 - Tan - Paint, Duct Around Pool Analyst Description: Silver/Beige, Heterogeneous, Non-Fibrous, Bulk Material Asbestos Types: Other Material: Fibrous Talc Trace, Non-fibrous 59%	226012386-03	No	Inconclusive - NAD (NOB by NYS ELAP 198.6) by Valeriu Voicu on 01/28/26	1
268-MS-1028 32 Location: 1-Pool, 149 - Tan - Paint, Duct Around Pool Analyst Description: Silver/Beige, Heterogeneous, Non-Fibrous, Bulk Material Asbestos Types: Other Material: Fibrous Talc Trace, Non-fibrous 59%	226012386-04	No	Inconclusive - NAD (NOB by NYS ELAP 198.6) by Valeriu Voicu on 01/28/26	1
269-MS-1028 32 Location: 1-Pool, 149 - Tan - Paint, Duct Around Pool Analyst Description: Silver/Beige, Heterogeneous, Non-Fibrous, Bulk Material Asbestos Types: Other Material: Fibrous Talc Trace, Non-fibrous 60%	226012386-05	No	Inconclusive - NAD (NOB by NYS ELAP 198.6) by Valeriu Voicu on 01/28/26	1
270-HS-1022 33 Location: 1-Classroom, 110 - Grey - Pipe Fitting, Above Ceiling Analyst Description: Lt. Gray, Homogeneous, Fibrous, Bulk Material Asbestos Types: Other Material: Fibrous glass 20%, Non-fibrous 80%	226012386-06	No	NAD (by NYS ELAP 198.1) by Valeriu Voicu on 01/28/26	1

Client Name: Keystone Material Testing, LLC

PLM Bulk Asbestos Report0761.04825.2.A; Highland Associates; OACSD 2025 Capital Project -
Phase 4 - Owego Middle/High School

Client No. / HGA	Lab No.	Asbestos Present	Total % Asbestos	Notes
271-HS-1022 33 Location: 1-Classroom, 110 - Grey - Pipe Fitting, Above Ceiling Analyst Description: Lt. Gray, Homogeneous, Fibrous, Bulk Material Asbestos Types: Other Material: Fibrous glass 25%, Non-fibrous 75%	226012386-07	No	NAD (by NYS ELAP 198.1) by Valeriu Voicu on 01/28/26	
272-HS-1022 33 Location: 1-Classroom, 110 - Grey - Pipe Fitting, Above Ceiling Analyst Description: Lt. Gray, Homogeneous, Fibrous, Bulk Material Asbestos Types: Other Material: Fibrous glass 25%, Non-fibrous 75%	226012386-08	No	NAD (by NYS ELAP 198.1) by Valeriu Voicu on 01/28/26	
273-HS-1023 34 Location: 1-Classroom, 109 - Blk - Mastic On Unit Heater Cover Analyst Description: Black, Homogeneous, Non-Fibrous, Bulk Material Asbestos Types: Other Material: Non-fibrous 1.3%	226012386-09	No	Inconclusive - NAD (NOB by NYS ELAP 198.6) by Valeriu Voicu on 01/28/26	1
274-HS-1023 34 Location: 1-Classroom, 109 - Blk - Mastic On Unit Heater Cover Analyst Description: Black, Homogeneous, Non-Fibrous, Bulk Material Asbestos Types: Other Material: Non-fibrous 1.3%	226012386-10	No	Inconclusive - NAD (NOB by NYS ELAP 198.6) by Valeriu Voicu on 01/28/26	1
275-HS-1023 35 Location: 1-Classroom, 109 - Blk - Vapor Barrier, Between Heater And Wall Analyst Description: Black, Homogeneous, Non-Fibrous, Bulk Material Asbestos Types: Other Material: Non-fibrous 2.4%	226012386-11	No	Inconclusive - NAD (NOB by NYS ELAP 198.6) by Valeriu Voicu on 01/28/26	1
276-HS-1023 35 Location: 1-Classroom, 109 - Blk - Vapor Barrier, Between Heater And Wall Analyst Description: Black, Homogeneous, Non-Fibrous, Bulk Material Asbestos Types: Other Material: Non-fibrous 3.4%	226012386-12	No	Inconclusive - NAD (NOB by NYS ELAP 198.6) by Valeriu Voicu on 01/28/26	1
277-HS-1027 36 Location: 1-Boiler Room, 126 - Wh. - Boiler Insulation Analyst Description: White, Homogeneous, Fibrous, Bulk Material Asbestos Types: Other Material: Fibrous glass 95%, Non-fibrous 5.0%	226012386-13	No	NAD (by NYS ELAP 198.1) by Valeriu Voicu on 01/28/26	

Client Name: Keystone Material Testing, LLC

PLM Bulk Asbestos Report0761.04825.2.A; Highland Associates; OACSD 2025 Capital Project -
Phase 4 - Owego Middle/High School

Client No. / HGA	Lab No.	Asbestos Present	Total % Asbestos	Notes
278-HS-1027 36 Location: 1-Boiler Room, 126 - Wh. - Boiler Insulation Analyst Description: White, Homogeneous, Fibrous, Bulk Material Asbestos Types: Other Material: Fibrous glass 97%, Non-fibrous 3.0%	226012386-14	No	NAD (by NYS ELAP 198.1) by Valeriu Voicu on 01/28/26	
279-HS-1027 36 Location: 1-Boiler Room, 126 - Wh. - Boiler Insulation Analyst Description: White, Homogeneous, Fibrous, Bulk Material Asbestos Types: Other Material: Fibrous glass 97%, Non-fibrous 3.0%	226012386-15	No	NAD (by NYS ELAP 198.1) by Valeriu Voicu on 01/28/26	
280-HS-2013 37 Location: 2-Classroom, 269 - Grey - Spray-On Fireproofing Analyst Description: Gray, Homogeneous, Fibrous, Bulk Material Asbestos Types: Other Material: Fibrous glass 60%, Non-fibrous 40%	226012386-16	No	NAD (by NYS ELAP 198.1) by Valeriu Voicu on 01/28/26	
281-HS-2022 38 Location: 2-Room, 281 - Grey - Door Light, Glaze Analyst Description: Gray, Homogeneous, Non-Fibrous, Bulk Material Asbestos Types: Chrysotile <0.3 % pc Other Material: Non-fibrous 4.1%	226012386-17	Yes	Inconclusive - Trace Chrysotile detected at 1% or less (NOB by EPA 600/M4-82-020) by Valeriu Voicu on 01/28/26	2
282-HS-2022 38 Location: 2-Room, 281 - Grey - Door Light, Glaze Analyst Description: Gray, Homogeneous, Non-Fibrous, Bulk Material Asbestos Types: Chrysotile <0.3 % pc Other Material: Non-fibrous 3.2%	226012386-18	Yes	Inconclusive - Trace Chrysotile detected at 1% or less (NOB by EPA 600/M4-82-020) by Valeriu Voicu on 01/28/26	2
283-HS-2021 39 Location: 2-Room, 280 - Grey - Caulk On Ductwork Analyst Description: Gray, Homogeneous, Non-Fibrous, Bulk Material Asbestos Types: Other Material: Non-fibrous 8.2%	226012386-19	No	Inconclusive - NAD (NOB by NYS ELAP 198.6) by Valeriu Voicu on 01/28/26	1
284-HS-2021 39 Location: 2-Room, 280 - Grey - Caulk On Ductwork Analyst Description: Gray, Homogeneous, Non-Fibrous, Bulk Material Asbestos Types: Other Material: Non-fibrous 3.4%	226012386-20	No	Inconclusive - NAD (NOB by NYS ELAP 198.6) by Valeriu Voicu on 01/28/26	1

See Reporting notes on last page

Client Name: Keystone Material Testing, LLC

PLM Bulk Asbestos Report

0761.04825.2.A; Highland Associates; OACSD 2025 Capital Project -
Phase 4 - Owego Middle/High School

Reporting Notes:

- (1) NAD results by NYS 198.6 are inconclusive and are not considered non-ACM
- (2) Trace <1% results by NYS 198.6 are inconclusive and are not considered non-ACM

Analyzed by: Valeriu Voicu



Reviewed by: John P. Koubiadis



Date: 1/28/2026

*NAD/NSD =no asbestos detected; NA =not analyzed; NA/PS=not analyzed/positive stop, (SOF-V) = Sprayed On Fireproofing containing Vermiculite; (SM-V) = Surfacing Material containing Vermiculite; PLM Bulk Asbestos Analysis using Olympus, Model BH-2 Pol Scope, Microscope, Serial #: 229915, by Appd E to Subpt E, 40 CFR 763 quantified by either CVES or 400 pt ct as noted for each analysis (NVLAP 200546-0), ELAP PLM Method 198.1 for NY friable samples, which includes the identification and quantitation of vermiculite, or ELAP 198.6 for NOB samples, or EPA 400 pt ct by EPA 600-M4-82-020 (NY ELAP Lab 11480); Note:PLM is not consistently reliable in detecting asbestos in floor coverings and similar non-friable organically bound materials. NAD or Trace results by PLM are inconclusive, TEM is currently the only method that can be used to determine if this material can be considered or treated as non asbestos-containing in NY State (also see EPA Advisory for floor tile, FR 59,146,38970,8/1/94) National Institute of Standards and Technology Accreditation requirements mandate that this report must not be reproduced except in full without the approval of the lab.This PLM report relates ONLY to the items tested. RI Cert AAL-094, CT Cert PH-0186, Mass Cert AA000054, NJ Lab ID #NY031.

_____END OF REPORT_____

Table I
Summary of Bulk Asbestos Analysis Results by NYS ELAP 198.4

0761.04825.2.A; Highland Associates; OACSD 2025 Capital Project - Phase 4 - Owego Middle/High School

AmeriSci Sample #	Client Sample#	HG Area	NOB Sample Weight (gram)	NOB Heat Sensitive Organic %	NOB Acid Soluble Inorganic %	NOB Insoluble Non-Asbestos Inorganic %	** Asbestos % by PLM/DS	** Asbestos % by TEM
01	265-MS-1029	31	0.269	43.1	42.4	14.5	NAD	NAD
Location: 1-C110 - Grey - Caulk, Seal On Ductwork								
02	266-MS-1030	31	0.239	45.5	38.8	15.7	NAD	NAD
Location: 1-C111 - Grey - Caulk, Seal On Ductwork								
03	267-MS-1028	32	0.218	35.9	4.7	59.4	NAD	NAD
Location: 1-Pool, 149 - Tan - Paint, Duct Around Pool								
04	268-MS-1028	32	0.263	35.3	4.8	59.9	NAD	NAD
Location: 1-Pool, 149 - Tan - Paint, Duct Around Pool								
05	269-MS-1028	32	0.182	36.3	3.4	60.3	NAD	NAD
Location: 1-Pool, 149 - Tan - Paint, Duct Around Pool								
06	270-HS-1022	33	----	----	----	----	NAD	NA
Location: 1-Classroom, 110 - Grey - Pipe Fitting, Above Ceiling								
07	271-HS-1022	33	----	----	----	----	NAD	NA
Location: 1-Classroom, 110 - Grey - Pipe Fitting, Above Ceiling								
08	272-HS-1022	33	----	----	----	----	NAD	NA
Location: 1-Classroom, 110 - Grey - Pipe Fitting, Above Ceiling								
09	273-HS-1023	34	0.247	86.8	11.9	1.3	NAD	NAD
Location: 1-Classroom, 109 - Blk - Mastic On Unit Heater Cover								
10	274-HS-1023	34	0.230	85.7	13.1	1.3	NAD	NAD
Location: 1-Classroom, 109 - Blk - Mastic On Unit Heater Cover								
11	275-HS-1023	35	0.267	95.7	2.0	2.4	NAD	NAD
Location: 1-Classroom, 109 - Blk - Vapor Barrier, Between Heater And Wall								
12	276-HS-1023	35	0.214	95.9	0.7	3.4	NAD	NAD
Location: 1-Classroom, 109 - Blk - Vapor Barrier, Between Heater And Wall								
13	277-HS-1027	36	----	----	----	----	NAD	NA
Location: 1-Boiler Room, 126 - Wh. - Boiler Insulation								
14	278-HS-1027	36	----	----	----	----	NAD	NA
Location: 1-Boiler Room, 126 - Wh. - Boiler Insulation								
15	279-HS-1027	36	----	----	----	----	NAD	NA
Location: 1-Boiler Room, 126 - Wh. - Boiler Insulation								
16	280-HS-2013	37	----	----	----	----	NAD	NA
Location: 2-Classroom, 269 - Grey - Spray-On Fireproofing								

Client Name: Keystone Material Testing, LLC

Table I
Summary of Bulk Asbestos Analysis Results by NYS ELAP 198.4

0761.04825.2.A; Highland Associates; OACSD 2025 Capital Project - Phase 4 - Owego Middle/High School

AmeriSci Sample #	Client Sample#	HG Area	NOB Sample Weight (gram)	NOB Heat Sensitive Organic %	NOB Acid Soluble Inorganic %	NOB Insoluble Non-Asbestos Inorganic %	** Asbestos % by PLM/DS	** Asbestos % by TEM
17	281-HS-2022	38	0.309	8.0	87.9	4.0	Chrysotile <0.3	Chrysotile Trace
	Location: 2-Room, 281 - Grey - Door Light, Glaze							
18	282-HS-2022	38	0.254	8.3	88.5	3.1	Chrysotile <0.3	Chrysotile Trace
	Location: 2-Room, 281 - Grey - Door Light, Glaze							
19	283-HS-2021	39	0.222	25.4	66.4	8.2	NAD	NAD
	Location: 2-Room, 280 - Grey - Caulk On Ductwork							
20	284-HS-2021	39	0.229	16.3	80.3	3.4	NAD	NAD
	Location: 2-Room, 280 - Grey - Caulk On Ductwork							

Analyzed by: John P. Koubiadis
 Date: 1/28/2026



Reviewed by: John P. Koubiadis



**Quantitative Analysis (Semi/Full): Bulk Asbestos Analysis - PLM by Appd E to Subpt E, 40 CFR 763 or NYSDOH ELAP 198.1 for New York friable samples or NYSDOH ELAP 198.6 for New York NOB samples; TEM (Semi/Full) by EPA 600/R-93/116 (or NYSDOH ELAP 198.4; for New York samples). Analysis using Hitachi, Model H7000-Noran 7 System, Microscope, Serial #: 747-05-06. NAD = no asbestos detected during a quantitative analysis; NA = not analyzed; Trace = < 1%; (SOF-V) = Sprayed On Fireproofing containing Vermiculite; (SM-V) = Surfacing Material containing Vermiculite; Quantitation for beginning weights of <0.1 grams should be considered as qualitative only; Qualitative Analysis: Asbestos analysis results of "Present" or "NVA = No Visible Asbestos" represents results for Qualitative PLM or TEM Analysis only (no accreditation coverage available from any regulatory agency for qualitative analyses): NVLAP (PLM) 200546-0, NYSDOH ELAP Lab 11480, NJ Lab ID #NY031.

Warning Note: PLM limitation, only TEM will resolve fibers <0.25 micrometers in diameter. TEM bulk analysis is representative of the fine grained matrix material and may not be representative of non-uniformly dispersed debris for which PLM evaluation is recommended (i.e. soils and other heterogeneous materials).

Keystone Environmental Services
58 Exchange Street
Binghamton, New York 13901
Ph. (607) 723-5117
Fax. (607) 729-5154

ASBESTOS ANALYSIS CHAIN OF CUSTODY

226012386

Lab Address:
AmenSci New York
117 East 30th Street
New York, New York 10016
NVLAP #200546-01ELAP #11480
Ph. (212) 679-8600

KES PROJECT #: 0761-04825-2.A **CLIENT:** Highland Associates
Project Description: OACSD 2025 Capital Project - Phase 4
Project Location: Owego Middle High School
Turn Around Time (TAT) CIRCLE ONE
RUSH 12 HR. 24 HR. 48 HR. 3 DAY \$DAY
Collected By: M. Griffin **Date:** 1-19-26

Sample Id#	HA	Sample Location: B - Basement 1 - First Floor 2 - Second Floor 3 - Third Floor A - Attic R - Roof E - Exterior	Color	Material Description:				Material Type (T,S,M)	PLM Friable ELAP 198.1	PLM NOB ELAP 198.6	TEM NOB ELAP 198.4
				F - Floor Tile L - Limestone M - Mastic PB - Plaster Base PS - Plaster Skim SR - Sheetrock PI - Pipe Insulation I - Insulation	JC - Joint Compound WP - Wallpaper WI - Wiring P - Parging V - Vermiculite PI - Pipe Insulation DI - Duct Insulation	CT - Ceiling Tile R - Roofing W - Window D - Door S - Siding FC - Flue Cement V - Vermiculite					
265-MS-1029	31	1-C110	Grey	Caulk, Seal on duct work			M	X	X	X	
266-MS-1030	31	1-C111	Grey	Caulk, Seal on duct work			M	X	X	X	
267-MS-1028	32	1-pool, 149	Tan	paint, duct around pool			S	X	X	X	
268-MS-1028	32	1-pool, 149	Tan	paint, duct around pool			S	X	X	X	
269-MS-1028	32	1-pool, 149	Tan	paint, duct around pool			S	X	X	X	
270-HS-1022	33	1-classroom, 110	Grey	pipe fitting, above ceiling			T	X	X	X	
271-HS-1022	33	1-classroom, 110	Grey	pipe fitting, above ceiling			T	X	X	X	
272-HS-1022	33	1-classroom, 110	Grey	pipe fitting, above ceiling			T	X	X	X	
273-HS-1023	34	1-classroom, 109	blk	Mastic on unit Heater Cover			M	X	X	X	
274-HS-1023	34	1-classroom, 109	blk	Mastic on unit Heater Cover			M	X	X	X	
275-HS-1023	35	1-classroom, 109	blk	Vapor barrier, between Heater and well			M	X	X	X	
276-HS-1023	35	1-classroom, 109	blk	Vapor barrier, between Heater and wall			M	X	X	X	
277-HS-1027	36	1-Boiler room, 126	Wh	boiler insulation			T	X	X	X	
278-HS-1027	36	1-Boiler room, 126	Wh	boiler insulation			T	X	X	X	
279-HS-1027	36	1-Boiler room, 126	Wh	boiler insulation			T	X	X	X	

Page 1 of 2
Date: 1/21/26

COMMENTS: Positive STOP for all the same HA's
 Received By: *[Signature]*
 Date: 1-20-26
 Released By: *[Signature]*
 Send Electronic Copies to: tmarble@kecompanies.com, adean@kecompanies.com, kespe@keyscomp.com, rstanowicz@kecompanies.com, cstanowicz@kecompanies.com, mgriffin@kecompanies.com, emeyer@kecompanies.com, abegall@keyscomp.com, cvalek@kecompanies.com, dtyler@kecompanies.com, reed@kecompanies.com, mgriffin@kecompanies.com

**APPENDIX D
INSPECTOR/LABORATORY LICENSES AND CERTIFICATIONS**

WE ARE YOUR DOL



DIVISION OF SAFETY & HEALTH LICENSE AND CERTIFICATE UNIT, STATE OFFICE CAMPUS, BLDG. 12, ALBANY, NY 12226

ASBESTOS HANDLING LICENSE

Keystone Material Testing, L.L.C. dba Enviro Testing
58 Exchange St., Binghamton, NY, 13901

License Number: 57448

License Class: RESTRICTED

Date of Issue: 01/31/2025

Expiration Date: 02/28/2026

Duly Authorized Representative: Richard J Tarnowski

This license has been issued in accordance with applicable provisions of Article 30 of the Labor Law of New York State and of the New York State Codes, Rules and Regulations (12 NYCRR Part 56). It is subject to suspension or revocation for a (1) serious violation of state, federal or local laws with regard to the conduct of an asbestos project, or (2) demonstrated lack of responsibility in the conduct of any job involving asbestos or asbestos material.

This license is valid only for the contractor named above and this license or a photocopy must be prominently displayed at the asbestos project worksite. This license verifies that all persons employed by the licensee on an asbestos project in New York State have been issued an Asbestos Certificate, appropriate for the type of work they perform, by the New York State Department of Labor.

Amy Phillips, Director
For the Commissioner of Labor

EXCELSIOR



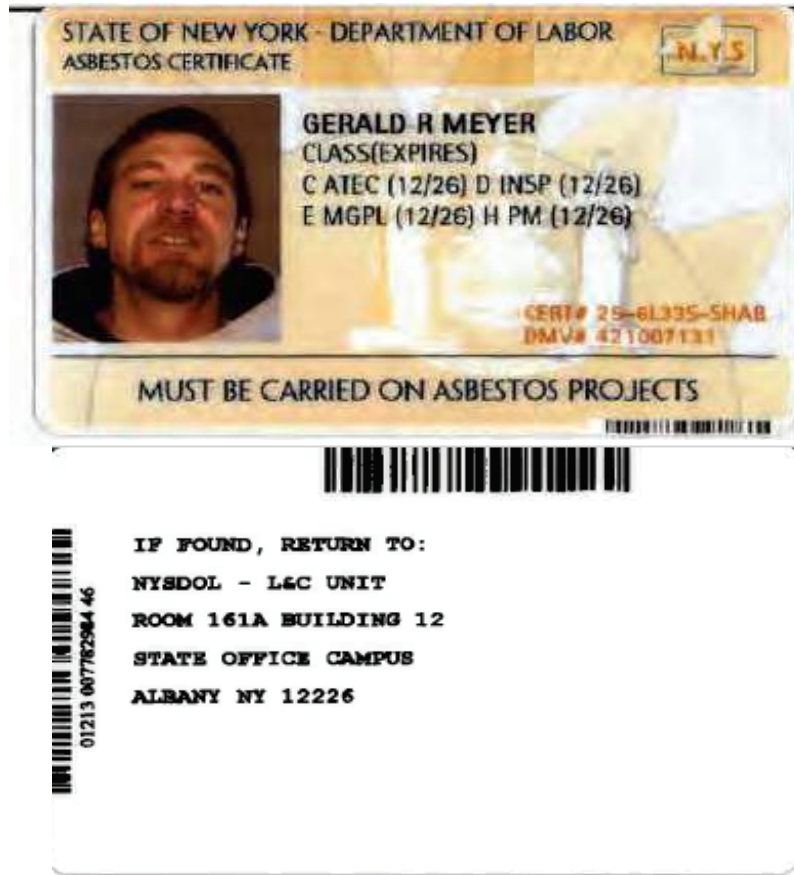
NEW YORK STATE CERTIFICATION

AIR SAMPLE TECHNICIAN

ASBESTOS PROJECT MONITOR

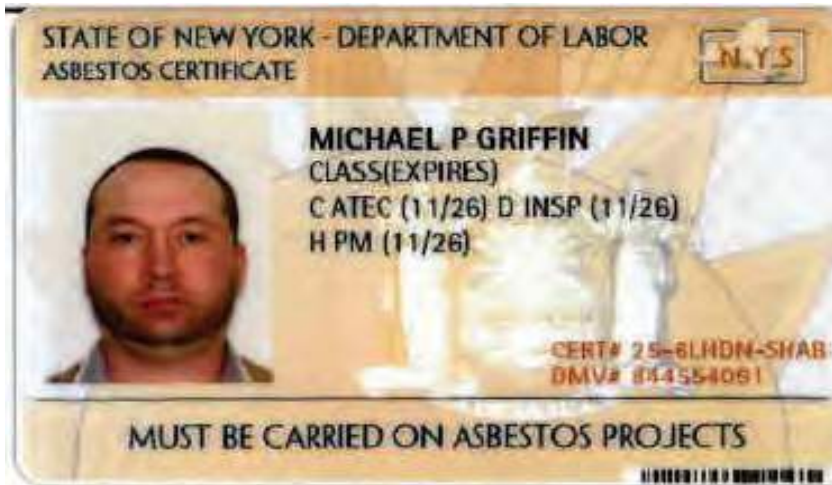
ASBESTOS INSPECTOR

ASBESTOS MANAGEMENT PLANNER





NEW YORK STATE CERTIFICATION
AIR SAMPLE TECHNICIAN
ASBESTOS PROJECT MONITOR
ASBESTOS INSPECTOR





NEW YORK STATE CERTIFICATION

AIR SAMPLE TECHNICIAN
ASBESTOS PROJECT MONITOR
ASBESTOS INSPECTOR

STATE OF NEW YORK - DEPARTMENT OF LABOR
ASBESTOS CERTIFICATE



CHRIS VALEK
CLASS(EXPIRES)
C ATEC (12/26) D INSP (12/26)
H PM (12/26) I PD (12/26)

CERT# 25-611YR-SHAB
DM# 791080767

MUST BE CARRIED ON ASBESTOS PROJECTS

110001 10 11 000 000000 1 00

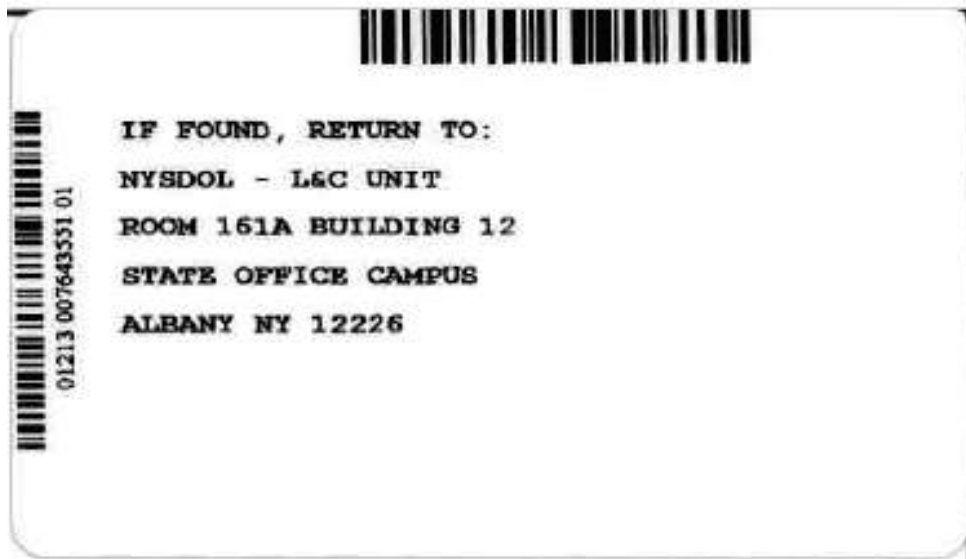
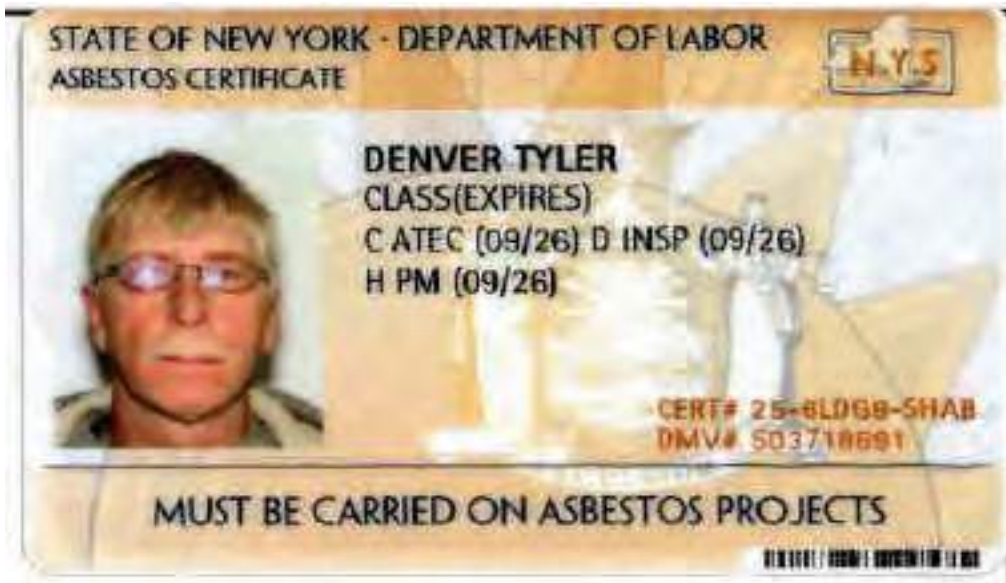


01213 007639039 06

IF FOUND, RETURN TO:
NYS DOL - L&C UNIT
ROOM 161A BUILDING 12
STATE OFFICE CAMPUS
ALBANY NY 12226



NEW YORK STATE CERTIFICATION
AIR SAMPLE TECHNICIAN
ASBESTOS PROJECT MONITOR
ASBESTOS INSPECTOR





Department of Health

KATHY HOCHUL
Governor

JAMES V. McDONALD, M.D., M.P.H.
Commissioner

JOHANNE E. MORNE, M.S.
Executive Deputy Commissioner

LAB ID: 11480

April 01, 2025

MS. KAROL H. LU
AMERICA SCIENCE TEAM NEW YORK, INC
117 EAST 30TH ST
NEW YORK, NY 10016

Certificate Expiration Date:
April 01, 2026

Dear Ms. Lu,

Enclosed are certificate(s) of approval issued to your environmental laboratory for the current permit year. The certificate(s) supersede(s) any previously issued one(s) and is(are) in effect through the expiration date listed. Please carefully examine the certificate(s) to insure that the categories, subcategories, analytes, and methods for which your laboratory is approved are correct. In addition, verify that your laboratory's name, address, lead technical director, and identification number are accurate.

Pursuant to NYCRR Subpart 55-2.2, original certificates must be posted conspicuously in the laboratory and copies shall be made available to any client of the laboratory upon request.

Pursuant to NYCRR Subpart 55-2.6, any misrepresentation of the fields of accreditation (category - method - analyte) for which your laboratory is approved may result in denial, suspension, or revocation of your certification. Any use of the Environmental Laboratory Approval Program (ELAP) or National Environmental Laboratory Accreditation Program (NELAP) name, reference to the laboratory's approval status, and/or using the NELAP logo in any catalogs, advertising, business solicitations, proposals, quotations, laboratory analytical reports, or other materials must include the laboratory's ELAP identification number and distinguish between testing for which the laboratory is approved and testing for which the laboratory is not approved.

If you have any questions, please contact us at the Environmental Laboratory Approval Program, Wadsworth Center, New York State Department of Health, Empire State Plaza, Albany NY, 12237; by phone at (518) 485-5570; by facsimile at (518) 485-5568; and by email at elap@health.ny.gov.

Sincerely,

Amy J. Steuerwald, Ph.D.
Director, Environmental Laboratory Approval Program

NEW YORK STATE DEPARTMENT OF HEALTH
WADSWORTH CENTER



Expires 12:01 AM April 01, 2026
Issued April 01, 2025

CERTIFICATE OF APPROVAL FOR LABORATORY SERVICE

Issued in accordance with and pursuant to section 502 Public Health Law of New York State

*MS. KAROL H. LU
AMERICA SCIENCE TEAM NEW YORK, INC
117 EAST 30TH ST
NEW YORK, NY 10016*

NY Lab Id No: 11480

*is hereby APPROVED as an Environmental Laboratory for the category
ENVIRONMENTAL ANALYSES SOLID AND HAZARDOUS WASTE
All approved subcategories and/or analytes are listed below:*

Miscellaneous

Asbestos in Friable Material	Item 198.1 of Manual EPA 600/M4/82/020
Asbestos in Non-Friable Material-PLM	Item 198.6 of Manual (NOB by PLM)
Asbestos in Non-Friable Material-TEM	Item 198.4 of Manual



Serial No.: 70488

Property of the New York State Department of Health. Certificates are valid only at the address shown and must be conspicuously posted by the laboratory. Continued accreditation depends on the laboratory's successful ongoing participation in the Program. Consumers may verify a laboratory's accreditation status online at <https://apps.health.ny.gov/pubdoh/applinks/wc/elappublicweb/>, by phone (518) 485-5570 or by email to elap@health.ny.gov.

NEW YORK STATE DEPARTMENT OF HEALTH
WADSWORTH CENTER



Expires 12:01 AM April 01, 2026
Issued April 01, 2025

CERTIFICATE OF APPROVAL FOR LABORATORY SERVICE

Issued in accordance with and pursuant to section 502 Public Health Law of New York State

*MS. KAROL H. LU
AMERICA SCIENCE TEAM NEW YORK, INC
117 EAST 30TH ST
NEW YORK, NY 10016*

NY Lab Id No: 11480

*is hereby APPROVED as an Environmental Laboratory for the category
ENVIRONMENTAL ANALYSES AIR AND EMISSIONS
All approved subcategories and/or analytes are listed below:*

Miscellaneous

Asbestos	40 CFR 763 APX A No. III YAMATE, AGARWAL GIBB NIOSH 7402
Fibers	NIOSH 7400 A RULES



Serial No.: 70489

Property of the New York State Department of Health. Certificates are valid only at the address shown and must be conspicuously posted by the laboratory. Continued accreditation depends on the laboratory's successful ongoing participation in the Program. Consumers may verify a laboratory's accreditation status online at <https://apps.health.ny.gov/pubdoh/applinks/wc/elappublicweb/>, by phone (518) 485-5570 or by email to elap@health.ny.gov.

NEW YORK STATE DEPARTMENT OF HEALTH
WADSWORTH CENTER



Expires 12:01 AM April 01, 2026
Issued April 01, 2025

CERTIFICATE OF APPROVAL FOR LABORATORY SERVICE

Issued in accordance with and pursuant to section 502 Public Health Law of New York State

*MS. KAROL H. LU
AMERICA SCIENCE TEAM NEW YORK, INC
117 EAST 30TH ST
NEW YORK, NY 10016*

NY Lab Id No: 11480

*is hereby APPROVED as an Environmental Laboratory in conformance with the
National Environmental Laboratory Accreditation Conference Standards (2016) for the category
ENVIRONMENTAL ANALYSES POTABLE WATER
All approved analytes are listed below:*

Miscellaneous

Asbestos

EPA 100.2



Serial No.: 70487

Property of the New York State Department of Health. Certificates are valid only at the address shown and must be conspicuously posted by the laboratory. Continued accreditation depends on the laboratory's successful ongoing participation in the Program. Consumers may verify a laboratory's accreditation status online at <https://apps.health.ny.gov/pubdoh/applinks/wc/elappublicweb/>, by phone (518) 485-5570 or by email to elap@health.ny.gov.





A Division of Keystone Material Testing, LLC

Kenneth D. Ellsworth, P.E.
Managing Member

February 19, 2026

Ms. Cheryl Zondlo
Project Manager
Highland Associates
102 Highland Avenue
Clarks Summit, Pennsylvania 18411

Re: Lead Based Paint XRF Testing Report
Owego Apalachin Central School District
Capital Project Phase 4
Owego Free Academy Middle School / High School
1 Sheldon Guile Boulevard
Owego, New York 13827
SED Project No. 60-06-01-06-0-009-034

Dear Mr. Zondlo:

Attached please find your "Lead Based Paint XRF Testing Report" for your above noted project site. Included in this report is the survey description, sampling protocol/assessment methods, XRF test results and identification of lead based paint, if present.

Please keep this report with your permanent records for the above noted site for future reference.

Thank you for allowing Keystone Environmental Services to participate in your environmental project. Please feel free to contact our office if you have any questions or require additional assistance.

Sincerely,

Timothy W. Marble
Director of Environmental Services
USEPA Lead Certification LBP-I-128291-4

Enclosures

T:\Projects\2025\0761 - Highland Associates\0761.04825\0761.04825.2 -Ph 3B-MS&HS Pool\0761.04825.2D - Lead\Lead XRF\KES Letterhead_2020.docx

Corporate Office
58 Exchange Street
Binghamton, New York 13901
Phone: 607.723.5117 / 607.770.9098
Fax: 607.729.5154
E-mail: info@kescomp.com
www.kescomp.com



Lead-Based Paint XRF Testing Report

Prepared For:

Keystone Environmental
58 Exchange Street
Binghamton, NY 13901

Project:

Owego Free Academy
1 Sheldon Guile Blvd
Owego, NY 13827

Conducted by:

Daryl Heffron
LBP-R-121052-3

Eco-Testing Services, LLC.

213 Sydney Terrace
Newfield, NY 14867

2/10/2026



2/10/2026

To:

Gerald Meyer
Keystone Environmental
58 Exchange Street
Binghamton, NY 13901

RE: Owego Free Academy
1 Sheldon Guile Blvd
Owego, NY 13827

Dear Gerald:

On February 4, 2026, Eco-Testing Services conducted XRF testing for the presence of lead-based paint, as directed by Keystone Environmental, at the above captioned location.

The instruments were operated with the guidance from the Performance Characteristics Sheets published by the US Department of HUD and the results classified as positive or negative based the HUD action level of 1.00 mg/cm². Results less than 1.00 mg/cm² are considered negative and results greater than 1.00 mg/cm² are considered positive. For renovation purposes, as well as OSHA implications, it should be noted the lead present in levels less than 1.00 mg/cm² could generate dust that exceeds acceptable levels depending on the renovation or demolition being performed. For OSHA purposes, there are no accepted standards other than "zero" for lead content in surfaces that are affected so as to release lead in the form of dust. XRF readings at the lower end of the range (close to zero) are less likely to create toxic situations. XRF readings with negative prefixes correlate to very low lead levels in that particular surface. For conclusive, task-oriented results, contractors should follow all applicable OSHA requirements found in regulation 1926.62.

The walls in each space oriented in a clockwise fashion, with wall #1 oriented to the front of the building. Please refer to the building plans for clarification. An "NA" indicates that the room was not accessible during testing, and "NP" indicates that there were no painted surfaces within that space. During the testing procedures, Eco-Testing personnel were able to gain access to all of the designated spaces and tested the rooms that were requested.



Summary of Positive Findings

LOCATION ADDRESS: 1 Sheldon Guile Blvd, Owego, NY 13827

Positive test results for the presence of lead-based paint in concentrations equal to or greater than 1.00 mg/cm² are:

Positive components by substrate:

Building 1

Metal: Ceiling I-Beam (2)

If you have any questions regarding this report, please feel free to give us a call at any time.

Sincerely Yours,

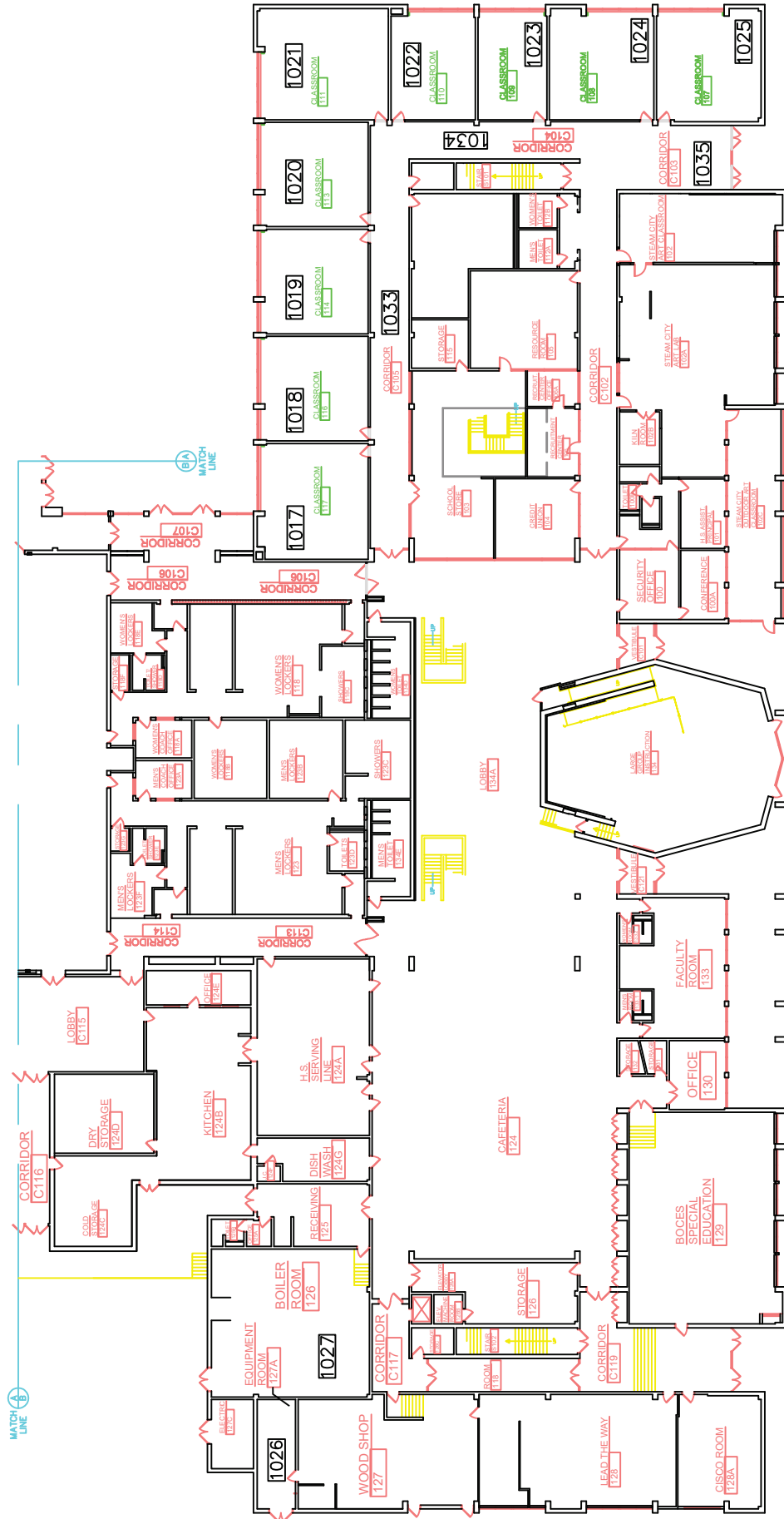
A handwritten signature in black ink, appearing to read "Daryl Heffron". The signature is fluid and cursive, with a long horizontal stroke at the end.

Daryl Heffron Eco-Testing Services, LLC

Floor Plans

LEGEND:

(XXX) Bulk Sample Locations



OWEGO APALACHIN CSD
HAZARDOUS LEAD
 OWEGO, NY
 1 SHELDON GUILLE BLVD
 HIGH SCHOOL FIRST FLOOR

SHEET NO.
 HL001
 PROJECT NO.
 0761.04825.2D
 DATE: 01/09/2026
 CAD FILE NO.:

NO.	REVISIONS AND DESCRIPTIONS	DATE

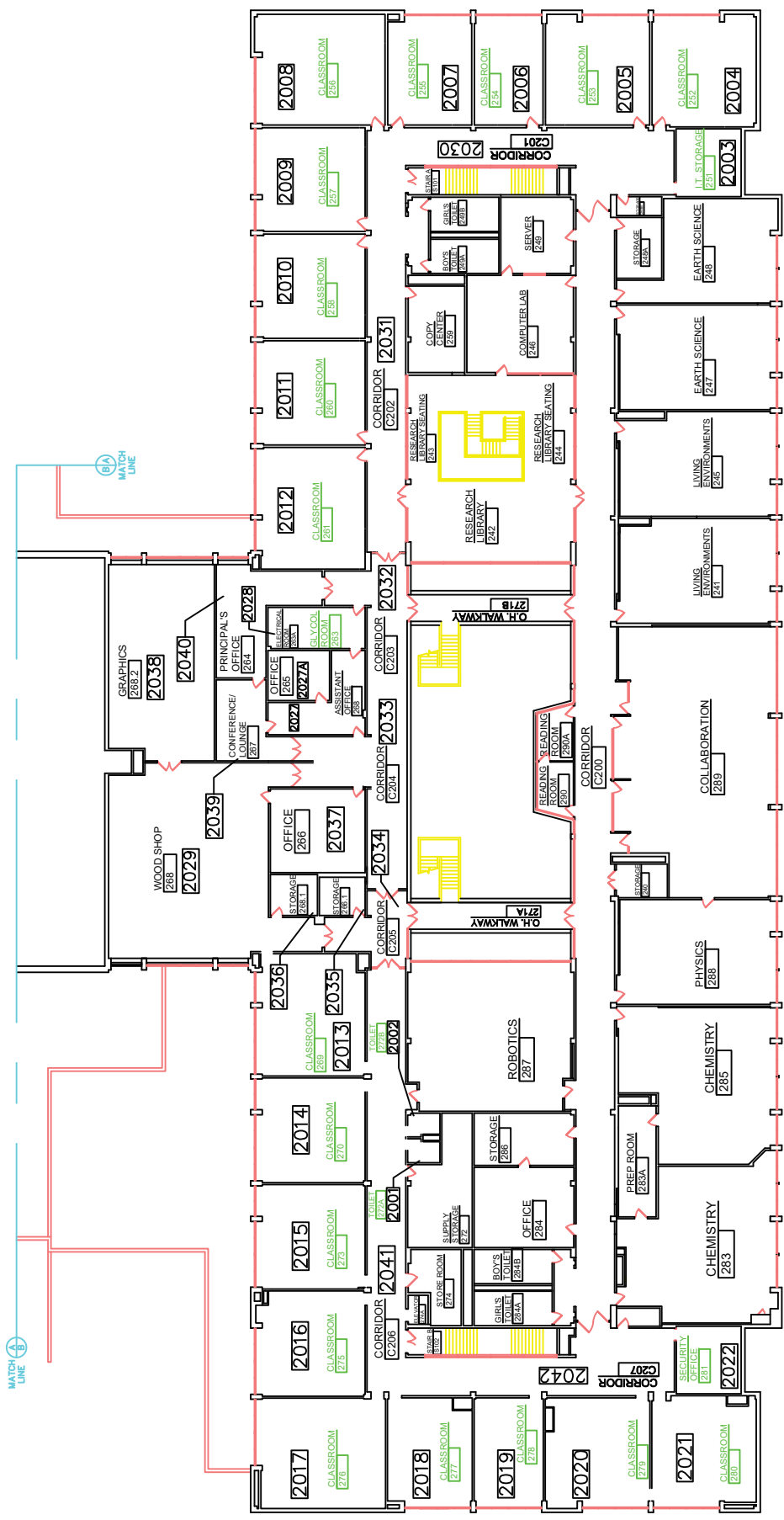
WARNING:
 Each work area will be done in accordance with NYS Industrial Code Rule 56, Site Specific Variances and all other applicable regulations. All design shall be approved in writing by the Certified Project Designer.



58 Exchange Street
 Binghamton, New York 13901
 Phone: 607.725.3117
 Fax: 607.725.2515
 Email: info@kecompanies.com
 www.kecompanies.com

LEGEND:

XXX Bulk Sample Locations



**OWEGO APALACHIN CSD
HAZARDOUS LEAD**

1 SHELDON GUILLE BLVD
OWEGO, NY
HIGH SCHOOL SECOND FLOOR

SHEET NO.
HL003
PROJECT NO.
0761.04825.2D
DATE: 01/09/2026
CAD FILE NO:

NO.	REVISIONS AND DESCRIPTIONS	DATE

© Copyright 2026
Keystone Environmental
Services

WARNING:
Each work area will be done in accordance with the Environmental Code Rule 56 - Site Specific Variations and all other applicable regulations. All proposed deviations from the design shall be approved in writing by the Certified Project Designer.



58 Exchange Street
Binghamton, New York 13901
Phone: 607.723.5117
Fax: 607.722.2515
Email: info@keystone.com
www.keystone.com

Daily Calibrations

Calibrations				
#	Date / Time	Type	Pass / Fail	mg/cm2
1	2/4/2026 14:59	Calibration	Pass	1
2	2/4/2026 14:59	Calibration	Pass	1
3	2/4/2026 14:59	Calibration	Pass	1
4	2/4/2026 14:59	Calibration	Pass	1
237	2/4/2026 17:20	Calibration	Pass	1
238	2/4/2026 17:20	Calibration	Pass	1
239	2/4/2026 17:20	Calibration	Pass	1.1
240	2/4/2026 17:20	Calibration	Pass	1
241	2/4/2026 17:42	Calibration	Pass	1.1
242	2/4/2026 17:42	Calibration	Pass	1.2
243	2/4/2026 17:42	Calibration	Pass	1
244	2/4/2026 17:42	Calibration	Pass	1.1
312	2/4/2026 18:38	Calibration	Pass	1.1
313	2/4/2026 18:38	Calibration	Pass	1.1
314	2/4/2026 18:38	Calibration	Pass	1.1
315	2/4/2026 18:38	Calibration	Pass	1.1



Summary

Summary Analysis							
#	Component	# Tested Negative	% Negative	# Tested Positive	% Positive	Total Tested	Total %
1	Baseboard	2	100.00%	0	0.00%	2	100.00%
2	Boiler Shell	3	100.00%	0	0.00%	3	100.00%
3	Cabinet	4	100.00%	0	0.00%	4	100.00%
4	Casework	14	100.00%	0	0.00%	14	100.00%
5	Ceiling	6	100.00%	0	0.00%	6	100.00%
6	Ceiling Grid	3	100.00%	0	0.00%	3	100.00%
7	Ceiling I-Beam	1	33.33%	2	66.67%	3	100.00%
8	Door	1	100.00%	0	0.00%	1	100.00%
9	Door Unit	19	100.00%	0	0.00%	19	100.00%
10	Duct	3	100.00%	0	0.00%	3	100.00%
11	Floor	15	100.00%	0	0.00%	15	100.00%
12	Hand Rail	1	100.00%	0	0.00%	1	100.00%
13	Heating Grate	9	100.00%	0	0.00%	9	100.00%
14	Intercom	4	100.00%	0	0.00%	4	100.00%
15	Light	5	100.00%	0	0.00%	5	100.00%
16	Louvre	9	100.00%	0	0.00%	9	100.00%
17	Pipe	4	100.00%	0	0.00%	4	100.00%
18	Sink	3	100.00%	0	0.00%	3	100.00%
19	Stair Riser	1	100.00%	0	0.00%	1	100.00%
20	Stair Stringer	1	100.00%	0	0.00%	1	100.00%
21	Stair Tread	1	100.00%	0	0.00%	1	100.00%
22	Stall	1	100.00%	0	0.00%	1	100.00%
23	Structural Steel	1	100.00%	0	0.00%	1	100.00%
24	Toilet	3	100.00%	0	0.00%	3	100.00%
25	Unit Ventilator	12	100.00%	0	0.00%	12	100.00%
26	Wall	88	100.00%	0	0.00%	88	100.00%
27	Wall I-Beam	2	100.00%	0	0.00%	2	100.00%
28	Window Unit	14	100.00%	0	0.00%	14	100.00%



Confirmed Positives

Confirmed Positives

Reading #	Room	#	Wall	Component	Substrate	Color	Results	mg/cm2
74	1017	7	Wall 4	Ceiling I-Beam	Metal	Orange	Positive	5
88	1021	8	Wall 4	Ceiling I-Beam	Metal	Orange	Positive	6.9



XRF Results

XRF & Labs								
Reading #	Room	#	Wall	Component	Substrate	Condition	Results	mg/cm2
5	1003	1	Wall 1	Wall	Tile	White	Negative	0
6	1003	1	Wall 1	Floor	Tile	White	Negative	0
7	1003	1	Wall 1	Floor	Tile	Blue	Negative	0
8	1003	1	Wall 1	Ceiling	Plaster-Gypsum	White	Negative	0
9	1003	1	Wall 1	Stall	Metal	White	Negative	0
10	1002	2	Wall 1	Ceiling	Plaster-Gypsum	White	Negative	0
11	1002	2	Wall 1	Light	Metal	White	Negative	0
12	1002	2	Wall 1	Wall	Masonry	White	Negative	0
13	1002	2	Wall 1	Floor	Tile	White	Negative	0
14	1002	2	Wall 1	Floor	Tile	Blue	Negative	0
15	1002	2	Wall 3	Wall	Masonry	White	Negative	0
16	1002	2	Wall 3	Door Unit	Metal	Brown	Negative	0
17	1002	2	Wall 3	Heating Grate	Metal	White	Negative	0
18	1002	2	Wall 4	Wall	Masonry	White	Negative	0
19	1001	3	Wall 1	Wall	Masonry	White	Negative	0
20	1001	3	Wall 1	Wall	Tile	White	Negative	0
21	1001	3	Wall 3	Wall	Tile	White	Negative	0
22	1001	3	Wall 3	Wall	Masonry	White	Negative	0
23	1001	3	Wall 3	Ceiling	Plaster-Gypsum	White	Negative	0
24	1001	3	Wall 3	Floor	Tile	White	Negative	0
25	1001	3	Wall 3	Light	Metal	White	Negative	0
26	1001	3	Wall 3	Heating Grate	Metal	White	Negative	0
27	1006	4	Wall 1	Sink	Tile	White	Negative	0
28	1006	4	Wall 1	Toilet	Tile	White	Negative	0
29	1006	4	Wall 1	Wall	Masonry	White	Negative	0
30	1006	4	Wall 1	Wall	Tile	White	Negative	0.1
31	1006	4	Wall 4	Door Unit	Metal	Brown	Negative	0
32	1006	4	Wall 4	Ceiling	Plaster-Gypsum	White	Negative	0
33	1028	5	Wall 1	Stair Tread	Metal	Blue	Negative	0
34	1028	5	Wall 1	Stair Riser	Metal	Blue	Negative	0
35	1028	5	Wall 1	Stair Stringer	Metal	Blue	Negative	0
36	1028	5	Wall 1	Hand Rail	Metal	Blue	Negative	0
37	1028	5	Wall 1	Baseboard	Tile	White	Negative	0
38	1028	5	Wall 1	Wall	Masonry	White	Negative	0
39	1028	5	Wall 1	Wall I-Beam	Metal	White	Negative	0
40	1028	5	Wall 1	Door Unit	Metal	Black	Negative	0
41	1028	5	Wall 1	Door	Metal	Black	Negative	0
42	1028	5	Wall 1	Floor	Tile	Multi-Color	Negative	0
43	1028	5	Wall 2	Duct	Metal	Multi-Color	Negative	0
44	1028	5	Wall 2	Duct	Metal	Multi-Color	Negative	0
45	1028	5	Wall 2	Wall I-Beam	Metal	White	Negative	0
46	1028	5	Wall 4	Window Unit	Metal	Brown	Negative	0
47	1028	5	Wall 4	Wall	Masonry	White	Negative	0
48	1015	6	Wall 1	Wall	Masonry	White	Negative	0
49	1015	6	Wall 1	Wall	Tile	Pink	Negative	0



XRF & Labs								
Reading #	Room	#	Wall	Component	Substrate	Condition	Results	mg/cm2
50	1015	6	Wall 1	Floor	Tile	Red	Negative	0
51	1015	6	Wall 1	Floor	Tile	Brown	Negative	0
52	1015	6	Wall 2	Wall	Masonry	White	Negative	0
53	1015	6	Wall 2	Wall	Tile	Pink	Negative	0
54	1015	6	Wall 2	Ceiling	Plaster-Gypsum	White	Negative	0
55	1015	6	Wall 2	Light	Metal	White	Negative	0
56	1015	6	Wall 2	Heating Grate	Metal	White	Negative	0
57	1015	6	Wall 2	Sink	Metal	White	Negative	0
58	1015	6	Wall 2	Toilet	Metal	White	Negative	0
59	1015	6	Wall 2	Door Unit	Metal	Brown	Negative	0
60	1017	7	Wall 1	Door Unit	Metal	Brown	Negative	0.2
61	1017	7	Wall 1	Wall	Masonry	White	Negative	0
62	1017	7	Wall 2	Wall	Masonry	White	Negative	0
63	1017	7	Wall 3	Wall	Masonry	White	Negative	0
64	1017	7	Wall 3	Heating Grate	Masonry	Gray	Negative	0
65	1017	7	Wall 3	Unit Ventilator	Metal	White	Negative	0
66	1017	7	Wall 3	Casework	Wood	White	Negative	0
67	1017	7	Wall 3	Casework	Wood	White	Negative	0
68	1017	7	Wall 3	Window Unit	Metal	Brown	Negative	0
69	1017	7	Wall 3	Floor	Tile	White	Negative	0
70	1017	7	Wall 4	Wall	Brick	Brown	Negative	0
71	1017	7	Wall 4	Wall	Masonry	White	Negative	0
72	1017	7	Wall 4	Ceiling Grid	Metal	White	Negative	0
73	1017	7	Wall 4	Light	Metal	White	Negative	0
74	1017	7	Wall 4	Ceiling I-Beam	Metal	Orange	Positive	5
75	1017	7	Wall 1	Louvre	Metal	Brown	Negative	0.1
76	1021	8	Wall 1	Wall	Masonry	White	Negative	0
77	1021	8	Wall 1	Wall	Masonry	Green	Negative	0
78	1021	8	Wall 2	Wall	Masonry	White	Negative	0
79	1021	8	Wall 2	Door Unit	Metal	Brown	Negative	0.1
80	1021	8	Wall 2	Louvre	Metal	Brown	Negative	0.1
81	1021	8	Wall 4	Wall	Masonry	White	Negative	0
82	1021	8	Wall 4	Wall	Brick	Brown	Negative	0
83	1021	8	Wall 4	Window Unit	Metal	Black	Negative	0
84	1021	8	Wall 4	Heating Grate	Metal	White	Negative	0
85	1021	8	Wall 4	Unit Ventilator	Metal	White	Negative	0
86	1021	8	Wall 4	Casework	Metal	White	Negative	0
87	1021	8	Wall 4	Casework	Metal	White	Negative	0
88	1021	8	Wall 4	Ceiling I-Beam	Metal	Orange	Positive	6.9
89	1023	9	Wall 1	Wall	Masonry	White	Negative	0
90	1023	9	Wall 2	Wall	Masonry	White	Negative	0
91	1023	9	Wall 2	Door Unit	Metal	Brown	Negative	0.1
92	1023	9	Wall 2	Louvre	Metal	Brown	Negative	0.2
93	1023	9	Wall 2	Intercom	Metal	Gray	Negative	0
94	1023	9	Wall 3	Wall	Masonry	White	Negative	0



XRF & Labs								
Reading #	Room	#	Wall	Component	Substrate	Condition	Results	mg/cm2
95	1023	9	Wall 4	Wall	Brick	Brown	Negative	0
96	1023	9	Wall 4	Window Unit	Metal	Black	Negative	0
97	1023	9	Wall 4	Unit Ventilator	Metal	White	Negative	0
98	1023	9	Wall 4	Casework	Metal	White	Negative	0.2
99	1025	10	Wall 1	Wall	Masonry	White	Negative	0
100	1025	10	Wall 2	Wall	Masonry	White	Negative	0
101	1025	10	Wall 2	Door Unit	Metal	Brown	Negative	0.1
102	1025	10	Wall 2	Louvre	Metal	Brown	Negative	0.2
103	1025	10	Wall 3	Wall	Masonry	White	Negative	0
104	1025	10	Wall 4	Wall	Masonry	White	Negative	0
105	1025	10	Wall 4	Wall	Brick	Brown	Negative	0
106	1025	10	Wall 4	Unit Ventilator	Metal	White	Negative	0
107	1025	10	Wall 4	Heating Grate	Metal	White	Negative	0
108	1025	10	Wall 4	Casework	Metal	White	Negative	0
109	1025	10	Wall 4	Window Unit	Metal	Black	Negative	0
110	1027	11	Wall 3	Boiler Shell	Metal	Gray	Negative	0
111	1027	11	Wall 3	Boiler Shell	Metal	Gray	Negative	0
112	1027	11	Wall 3	Pipe	Metal	Red	Negative	0
113	1027	11	Wall 3	Pipe	Metal	Black	Negative	0.1
114	1027	11	Wall 3	Pipe	Metal	Gray	Negative	0
115	1027	11	Wall 3	Wall	Masonry	Gray	Negative	0
116	1027	11	Wall 3	Ceiling	Metal	Gray	Negative	0
117	2021	12	Wall 1	Wall	Plaster-Gypsum	White	Negative	0
118	2021	12	Wall 1	Floor	Tile	White	Negative	0
119	2021	12	Wall 1	Cabinet	Wood	Green	Negative	0
120	2021	12	Wall 1	Cabinet	Wood	White	Negative	0
121	2021	12	Wall 2	Casework	Metal	White	Negative	0
122	2021	12	Wall 2	Wall	Masonry	White	Negative	0
123	2021	12	Wall 2	Wall	Brick	Brown	Negative	0
124	2021	12	Wall 2	Heating Grate	Metal	White	Negative	0
125	2021	12	Wall 2	Unit Ventilator	Metal	White	Negative	0
126	2021	12	Wall 2	Window Unit	Metal	Black	Negative	0
127	2021	12	Wall 3	Wall	Masonry	White	Negative	0
128	2021	12	Wall 4	Wall	Masonry	White	Negative	0
129	2021	12	Wall 4	Door Unit	Metal	Brown	Negative	0.1
130	2021	12	Wall 4	Louvre	Metal	Brown	Negative	0.1
131	2019	13	Wall 4	Louvre	Metal	Brown	Negative	0.1
132	2019	13	Wall 4	Door Unit	Metal	Brown	Negative	0.1
133	2019	13	Wall 4	Intercom	Metal	Gray	Negative	0
134	2019	13	Wall 4	Wall	Masonry	Gray	Negative	0
135	2019	13	Wall 1	Wall	Masonry	Gray	Negative	0
136	2019	13	Wall 2	Casework	Metal	White	Negative	0
137	2019	13	Wall 2	Unit Ventilator	Metal	White	Negative	0.1
138	2019	13	Wall 2	Window Unit	Metal	Black	Negative	0
139	2019	13	Wall 2	Wall	Brick	Brown	Negative	0



XRF & Labs								
Reading #	Room	#	Wall	Component	Substrate	Condition	Results	mg/cm2
140	2019	13	Wall 3	Wall	Masonry	Blue	Negative	0
141	2017	14	Wall 1	Wall	Masonry	White	Negative	0
142	2017	14	Wall 2	Wall	Masonry	Blue	Negative	0
143	2017	14	Wall 3	Floor	Tile	White	Negative	0
144	2017	14	Wall 3	Cabinet	Wood	Yellow	Negative	0.2
145	2017	14	Wall 3	Cabinet	Wood	Black	Negative	0
146	2017	14	Wall 3	Casework	Metal	White	Negative	0
147	2017	14	Wall 3	Unit Ventilator	Metal	White	Negative	0
148	2017	14	Wall 3	Heating Grate	Metal	Gray	Negative	0
149	2017	14	Wall 3	Window Unit	Metal	Black	Negative	0
150	2017	14	Wall 4	Wall	Masonry	White	Negative	0
151	2002	15	Wall 1	Wall	Masonry	White	Negative	0
152	2002	15	Wall 1	Baseboard	Tile	White	Negative	0
153	2002	15	Wall 1	Floor	Tile	White	Negative	0
154	2002	15	Wall 2	Sink	Tile	White	Negative	0
155	2002	15	Wall 2	Toilet	Tile	White	Negative	0
156	2002	15	Wall 2	Wall	Masonry	White	Negative	0
157	2002	15	Wall 3	Wall	Masonry	White	Negative	0
158	2002	15	Wall 3	Door Unit	Metal	Brown	Negative	0.2
159	2002	15	Wall 3	Ceiling Grid	Metal	White	Negative	0
160	2002	15	Wall 4	Wall	Masonry	White	Negative	0
161	2013	16	Wall 1	Wall	Masonry	White	Negative	0
162	2013	16	Wall 1	Intercom	Metal	Gray	Negative	0
163	2013	16	Wall 1	Louvre	Metal	Brown	Negative	0.1
164	2013	16	Wall 1	Door Unit	Metal	Brown	Negative	0.1
165	2013	16	Wall 2	Wall	Masonry	White	Negative	0
166	2013	16	Wall 3	Wall	Brick	Brown	Negative	0
167	2013	16	Wall 3	Casework	Metal	White	Negative	0
168	2013	16	Wall 3	Unit Ventilator	Metal	White	Negative	0
169	2013	16	Wall 3	Window Unit	Metal	Black	Negative	0
170	2013	16	Wall 3	Light	Metal	White	Negative	0
171	2013	16	Wall 3	Heating Grate	Metal	White	Negative	0
172	2013	16	Wall 4	Wall	Masonry	White	Negative	0
173	2029	17	Wall 1	Wall	Masonry	White	Negative	0
174	2029	17	Wall 1	Door Unit	Metal	Black	Negative	0
175	2029	17	Wall 2	Window Unit	Metal	Black	Negative	0
176	2029	17	Wall 2	Casework	Metal	White	Negative	0
177	2029	17	Wall 2	Unit Ventilator	Metal	White	Negative	0.1
178	2029	17	Wall 2	Wall	Brick	Brown	Negative	0
179	2029	17	Wall 3	Wall	Brick	Brown	Negative	0
180	2029	17	Wall 4	Wall	Masonry	Brown	Negative	0
181	2036	18	Wall 1	Wall	Masonry	White	Negative	0
182	2036	18	Wall 2	Wall	Masonry	White	Negative	0
183	2036	18	Wall 2	Floor	Masonry	Gray	Negative	0
184	2036	18	Wall 2	Door Unit	Metal	Brown	Negative	0.1



XRF & Labs								
Reading #	Room	#	Wall	Component	Substrate	Condition	Results	mg/cm2
185	2036	18	Wall 3	Wall	Masonry	White	Negative	0
186	2036	18	Wall 4	Wall	Masonry	White	Negative	0
187	2036	18	Wall 4	Structural Steel	Metal	Brown	Negative	0
188	2036	18	Wall 4	Ceiling I-Beam	Metal	Brown	Negative	0.1
189	2036	18	Wall 4	Pipe	Metal	Brown	Negative	0.1
190	2036	18	Wall 4	Duct	Metal	Gray	Negative	0
191	2036	18	Wall 4	Boiler Shell	Metal	Gray	Negative	0
192	2037	19	Wall 1	Wall	Masonry	White	Negative	0
193	2037	19	Wall 1	Wall	Plaster-Gypsum	White	Negative	0
194	2037	19	Wall 2	Wall	Masonry	Blue	Negative	0
195	2037	19	Wall 3	Wall	Masonry	White	Negative	0
196	2037	19	Wall 3	Window Unit	Metal	Brown	Negative	0
197	2037	19	Wall 4	Door Unit	Metal	Brown	Negative	0.1
198	2037	19	Wall 4	Wall	Masonry	Blue	Negative	0
199	2027	20	Wall 1	Wall	Masonry	White	Negative	0
200	2027	20	Wall 2	Wall	Masonry	White	Negative	0
201	2027	20	Wall 2	Door Unit	Metal	Brown	Negative	0.1
202	2027	20	Wall 3	Wall	Plaster-Gypsum	White	Negative	0
203	2027	20	Wall 4	Wall	Plaster-Gypsum	White	Negative	0
204	2027	20	Wall 4	Wall	Masonry	White	Negative	0
205	2012	21	Wall 1	Wall	Masonry	White	Negative	0.3
206	2012	21	Wall 1	Door Unit	Metal	Brown	Negative	0.1
207	2012	21	Wall 1	Louvre	Metal	Brown	Negative	0.1
208	2012	21	Wall 2	Wall	Masonry	White	Negative	0
209	2012	21	Wall 3	Wall	Masonry	White	Negative	0
210	2012	21	Wall 3	Casework	Metal	White	Negative	0
211	2012	21	Wall 3	Unit Ventilator	Metal	White	Negative	0
212	2012	21	Wall 3	Window Unit	Metal	Black	Negative	0
213	2012	21	Wall 4	Wall	Masonry	White	Negative	0
214	2012	21	Wall 4	Ceiling Grid	Metal	White	Negative	0
215	2012	21	Wall 1	Intercom	Metal	Gray	Negative	0
216	2007	22	Wall 1	Wall	Masonry	White	Negative	0
217	2007	22	Wall 2	Wall	Masonry	White	Negative	0
218	2007	22	Wall 2	Door Unit	Masonry	Brown	Negative	0
219	2007	22	Wall 3	Wall	Masonry	White	Negative	0
220	2007	22	Wall 4	Wall	Masonry	White	Negative	0
221	2007	22	Wall 4	Unit Ventilator	Metal	White	Negative	0
222	2007	22	Wall 4	Casework	Metal	White	Negative	0
223	2007	22	Wall 4	Window Unit	Metal	Black	Negative	0
224	2007	22	Wall 4	Floor	Tile	White	Negative	0
225	2004	23	Wall 1	Floor	Tile	White	Negative	0
226	2004	23	Wall 1	Wall	Masonry	White	Negative	0
227	2004	23	Wall 2	Wall	Masonry	White	Negative	0
228	2004	23	Wall 2	Door Unit	Metal	Brown	Negative	0.1
229	2004	23	Wall 3	Wall	Masonry	White	Negative	0



XRF & Labs								
Reading #	Room	#	Wall	Component	Substrate	Condition	Results	mg/cm2
230	2004	23	Wall 4	Wall	Masonry	White	Negative	0
231	2004	23	Wall 4	Wall	Brick	Brown	Negative	0
232	2004	23	Wall 4	Unit Ventilator	Metal	White	Negative	0
233	2004	23	Wall 4	Casework	Metal	White	Negative	0
234	2004	23	Wall 4	Window Unit	Metal	Black	Negative	0
235	Ext	24	Wall 4	Wall	Brick	Brown	Negative	0
236	Ext	24	Wall 4	Louvre	Metal	Gray	Negative	0



Confirmed Positive Component Types

1



Classroom 7
Ceiling i-beam

Project: 1 Sheldon Guile Blvd
Date: Feb 4, 2026, 3:43 PM
Creator: Daryl Heffron



Signature Page

The Individual listed below completed XRF testing at the Owego
Free Academy Building:

A handwritten signature in black ink, appearing to read 'D. Heffron', with a long horizontal flourish extending to the right.

Daryl Heffron, Risk Assessor

United States Environmental Protection Agency

This is to certify that



Eco-Testing Services, LLC

has fulfilled the requirements of the Toxic Substances Control Act (TSCA) Section 402, and has received certification to conduct lead-based paint activities pursuant to 40 CFR Part 745.226

In the Jurisdiction of:

All EPA Administered Lead-based Paint Activities Program States, Tribes and Territories

This certification is valid from the date of issuance and expires February 06, 2028

LBP-F229091-2

Certification #

January 23, 2025


Issued On

Marc Edmonds, Chief

Risk Assessment Management Branch 2.

United States Environmental Protection Agency

This is to certify that



Daryl R Heffron

has fulfilled the requirements of the Toxic Substances Control Act (TSCA) Section 402, and has received certification to conduct lead-based paint activities pursuant to 40 CFR Part 745.226 as:

Risk Assessor

In the Jurisdiction of:

All EPA Administered Lead-based Paint Activities Program States, Tribes and Territories

This certification is valid from the date of issuance and expires March 30, 2027

LBP-R-121052-3

Certification #

February 07, 2024

Issued On



Ben Conetta, Chief

Chemicals and Multimedia Programs Branch

Performance Characteristic Sheet

EFFECTIVE DATE: February 1, 2022

MANUFACTURER AND MODEL:

Make: **SciAps**
 Models: **Model X-550**
 X-Ray Source: **Rhodium (Rh) or Gold (Au) Anode**

FIELD OPERATION GUIDANCE

ACTION LEVEL SETTING:

1.0 mg/cm²

OPERATING PARAMETERS:

Timed mode: fixed 10-second reading.

Quick mode: variable-time reading (approximately 2-6 seconds).

XRF CALIBRATION CHECK LIMITS:

0.8 to 1.2 mg/cm² (inclusive) on NIST SRM 2579 (1.02 mg/cm²)/NIST SRM 2573, or equivalent

SUBSTRATE CORRECTION:

Not applicable

INCONCLUSIVE RANGE OR THRESHOLD:

Au Anode (quick) READING DESCRIPTION	SUBSTRATE	THRESHOLD (mg/cm ²)
Results not corrected for substrate bias on any substrate	Brick	1.0
	Concrete	1.0
	Drywall	1.0
	Metal	1.0
	Plaster	1.0
	Wood	1.0
Rh Anode (Timed or Quick), Au Anode (Timed) READING DESCRIPTION	SUBSTRATE	THRESHOLD (mg/cm ²)
Results not corrected for substrate bias on any substrate	Brick	0.9
	Concrete	0.9
	Drywall	0.9
	Metal	0.9
	Plaster	0.9
	Wood	0.9

BACKGROUND INFORMATION

EVALUATION DATA SOURCE AND DATE:

This sheet is supplemental information to be used in conjunction with Chapter 7 of the HUD *Guidelines for the Evaluation and Control of Lead-Based Paint Hazards in Housing*, 2012 Edition ("HUD Guidelines"). Performance parameters shown on this sheet are calculated using test results on building components in the HUD archive. Testing was conducted on 146 test samples in February 2022, with two separate instruments of each Anode type, operated in both Timed and Quick modes.

OPERATING PARAMETERS

Performance parameters shown in this sheet are applicable only when properly operating the instrument using the manufacturer's instructions and procedures described in Chapter 7 of the HUD Guidelines.

XRF CALIBRATION CHECK:

The calibration of the XRF instrument should be checked using the paint film nearest 1.0 mg/cm² in the NIST Standard Reference Material (SRM) used (e.g., for NIST SRM 2579, use the 1.02 mg/cm² film; for NIST SRM 2579a, use film 2573 (1.04 mg/cm²)).

If the average (rounded to 1 decimal place) of three readings is outside the acceptable calibration check range, follow the manufacturer's instructions to bring the instrument into control before XRF testing proceeds.

EVALUATING THE QUALITY OF XRF TESTING:

Randomly select ten testing combinations for retesting from each house or from two randomly selected units in multifamily housing.

Conduct XRF re-testing at the ten testing combinations selected for retesting.

Determine if the XRF testing in the units or house passed or failed the test by applying the steps below. Compute the Retest Tolerance Limit by the following steps:

Determine XRF results for the original and retest XRF readings. In single-family and multi-family housing, a result is defined as a single reading. Therefore, there will be ten original and ten retest XRF results for each house or for the two selected units.

Calculate the average of the original XRF result and the retest XRF result for each testing combination.

Square the average for each testing combination.

Add the ten squared averages together. Call this quantity C.

Multiply the number C by 0.0072. Call this quantity D.

Add the number 0.032 to D. Call this quantity E.

Take the square root of E. Call this quantity F.

Multiply F by 1.645. The result is the Retest Tolerance Limit.

Compute the average of all ten original XRF readings.

Compute the average of all ten re-test XRF readings.

Find the absolute difference of the two averages.

If the difference is less than the Retest Tolerance Limit, the inspection has passed the retest. If the difference of the overall averages equals or exceeds the Retest Tolerance Limit, this

procedure should be repeated with ten new testing combinations. If the difference of the overall averages is equal to or greater than the Retest Tolerance Limit a second time, then the inspection should be considered deficient.

Use of this procedure is estimated to produce a spurious result approximately 1% of the time. That is, results of this procedure will call for further examination when no examination is warranted in approximately 1 out of 100 dwelling units tested.

TESTING TIMES:

The reading time in Archive tests was 10 seconds in Timed mode and from 2-6 seconds in Quick mode, for both the Rh Anode and Au Anode.

CLASSIFICATION OF RESULTS:

XRF results for the Au Anode in Quick mode are classified as **positive** if they are **greater than or equal** to 1.0 mg/cm² and **negative** if they are **less than** to 1.0 mg/cm². XRF results for the Au Anode in Timed mode and for the Rh Anode in Timed or Quick mode are classified as **positive** if they are **greater than or equal** to 0.9 mg/cm² and **negative** if they are **less than** to 0.9 mg/cm²

DOCUMENTATION:

A report titled *Methodology for XRF Performance Characteristic Sheets* (EPA 747-R-95-008) provides an explanation of the statistical methodology used to develop Performance Characteristic Sheets at the Federal standard (Action Level) of 1.0 mg/cm² and provides empirical results from using the recommended inconclusive ranges or thresholds for specific XRF instruments. The report may be downloaded at <http://www2.epa.gov/lead/methodology-xrf-performance-characteristic-sheets-epa-747-r-95-008-september-1997>.



Kenneth D. Ellsworth, P.E.
Managing Member

February 19, 2026

Ms. Cheryl Zondlo
Project Manager
Highland Associates
102 Highland Avenue
Clarks Summit, Pennsylvania 18411

Re: Limited Pre-Renovation Survey Report for
Asbestos Containing Materials
Owego Apalachin Central School District
Capital Project Phase 4
Apalachin Elementary School
405 Pennsylvania Avenue
Apalachin, New York 13732
SED Project No. 60-06-01-06-0-008-018

Dear Ms. Zondlo:

Attached please find your "Limited Pre-Renovation Survey Report for Asbestos Containing Materials" for the project site referenced above. Included in this report are our survey description, sampling protocol/assessment methods, laboratory analysis results, and identification of asbestos containing materials.

Please keep this report with your permanent records for the above noted site for future reference.

Thank you for allowing Keystone Environmental Services to participate in your environmental projects. Please feel free to contact our office if you have any questions or require additional assistance.

Sincerely,

Keystone Environmental Services

Timothy W. Marble
Director of Environmental Services
NYS DOL Asbestos Certification No. 25-6TIDQ-SHAB

Enclosures

TWM:ad

T:\Projects\2025\0761 - Highland Associates\0761.04825\0761.04825.3 - Elementary\0761.04825.3A - AsbSamp\Asbestos\Letter.docx

Corporate Office
58 Exchange Street
Binghamton, New York 13901
Phone: 607.723.5117 / 607.770.9098
Fax: 607.729.5154
E-mail: info@kescomp.com
www.kescomp.com

LIMITED PRE-RENOVATION SURVEY FOR ASBESTOS CONTAINING MATERIALS

**OWEGO APALACHIN CENTRAL SCHOOL DISTRICT
CAPITAL PROJECT PHASE 4
APALACHIN ELEMENTARY SCHOOL
405 PENNSYLVANIA AVENUE
APALACHIN, NEW YORK 13732
SED PROJECT NO. 60-06-01-06-0-008-018**

PREPARED FOR:
**MS. CHERYL ZONDLO
PROJECT MANAGER
HIGHLAND ASSOCIATES
102 HIGHLAND AVENUE
CLARKS SUMMIT, PENNSYLVANIA 18411**



58 Exchange Street, Binghamton, New York 13901 (607) 723-5117
© 2026 Keystone Environmental Services. All Rights Reserved.

TABLE OF CONTENTS

<u>Section</u>	<u>Page</u>
1 Executive Summary	1
2 General Asbestos Survey Information	2
2.1 Survey Description	2
2.2 Building Descriptions.....	3
3 Asbestos Survey, Sampling Procedures and Methods	3
3.1 General Procedure	3
3.2 Sampling Protocol	5
3.2.1 Assuming ACM:	5
3.2.2 Testing for ACM:.....	5
3.2.3 Collection of Suspect Materials:	5
3.2.4 Sample Labeling:.....	5
3.3 Limitations.....	5
4 Identification and Assessment Methods of ACM.....	6
5 Transmittal of Survey Information	6
6 Asbestos Abatement General Notes.....	7
7 Certification Statement.....	7

APPENDICES

- APPENDIX A - Asbestos Bulk Sample Result Summary Table and Asbestos Sample Location Drawing(s)
- APPENDIX B - Identification and Assessment Methods of ACM, Assessed Building Materials and Estimated Quantities
- APPENDIX C - Asbestos Bulk Sampling Laboratory Analytical Results
- APPENDIX D - Inspector/Laboratory Licenses and Certifications

I Executive Summary

Keystone Environmental Services (KES) was retained by Highland Associates, to perform a Limited Pre-Renovation Survey for Asbestos Containing Materials (ACM) for the Apalachin Elementary School located at 405 Pennsylvania Avenue in Apalachin, New York. The purpose of this survey is to identify and assess with due diligence, the locations, quantities, friability, and condition of ACM that will be disturbed during the Owego Apalachin Central School District’s Capital Project Phase 4 renovations. Building components scheduled to be disturbed during this Limited Pre-Renovation Survey have been identified as homogeneous materials as described in Report Section 4.0 “Identification and Assessment Methods of ACM” and listed in Appendix A. All other building components that were not identified and/or sampled are required to be presumed as asbestos containing (PACM) unless confirmed negative by bulk sampling.

Each area scheduled for renovation as part of the Capital Project was thoroughly inspected by visual means to identify potential ACM. KES collected thirty-seven (37) bulk samples representing fifteen (15) types of homogeneous suspect ACM. The Asbestos Bulk Sample Results Summary Table and Asbestos Sample Location Drawing(s) are contained in Appendix A. Identification and Assessment Methods of ACM are contained in Appendix B, Asbestos Bulk Sampling Laboratory Analytical Results are contained in Appendix C.

The materials sampled are described in detail in Appendix A. The following materials were found to contain asbestos in concentrations greater than 1% and are considered ACM:

Material Location	Material Description	Estimated Quantity
Cafeteria 88 (1001)	Incidental Disturbances	25 SF (1)*
Cafeteria 88 (1001), Storage 89 (1002), Music Office 109 (1007), Kitchen Storage 92 (1014), Auditorium 99 (1017), Gymnasium 97 (1018), Upper Auditorium Mechanical Room (M001)	Roof Drain Bowl (8) and Large Fittings	88 SF
Cafeteria 88 (1001), Music Room No. 106 (1003), Music Corridor 105 (1004), Music Office 110 (1008) Kitchen Area I/ 202 (1011), Toilet 94 (1015)	Waterline Fittings / Fitting Insulation	68 LF
Cafeteria 88 (1001), Music Room No. 106 (1003), Music Corridor 105 (1004), Storage Room 107 (1005), Storage Room 108 (1006), Music Office 109 (1007), Music Office 110 (1008)	9” x 9” Floor Tile and Mastic	3,420 SF
Storage 89 (1002)	Yellow Floor Tile Mastic	30 SF
Music Corridor 105 (1004), Storage Room 107 (1005), Storage Room 108 (1006), Music Office 109 (1007), Music Office 110 (1008)	Sheetrock/Joint Compound	2,370 SF
Music Room 106 (1003), Music Office 110 (1008)	Soundproof Mastic at Clock/Speaker	2 Units
Music Room No. 106 (1003), Music Corridor 105 (1004)	Caulk at Doorframe and Concrete Masonry Unit Wall	4 Units

Notes: (1)* There are incidental disturbances in the Cafeteria (1001/88) that will require a NYSDOL Approved Site-Specific Variance Petition for the required cleanup. A KES Certified Asbestos Project Designer can prepare the NYSDOL Petition for Variance if requested.

The above noted ACM totals are greater than 160 square feet and any abatement work to address the ACM is considered a large asbestos project.

Upon renovation of the first floor Capital Project 4 work areas, a competent person should supervise the work in the event hidden or inaccessible ACM is discovered. If hidden or inaccessible, ACM is found the work shall stop and the ACM shall be removed by a licensed contractor using certified workers before proceeding with the renovation project.

This report has been prepared exclusively for the use of the Client, and no other parties are entitled to rely upon this report unless our express written consent is first obtained. This report is based solely on materials sampled and listed in Appendix A, “Asbestos Bulk Sample Results Summary Table and Asbestos Sample Location Drawing(s)” and should not be construed as Asbestos Abatement Project Design. Before requesting bids for asbestos abatement of materials identified in this report, the Owner or Client is strongly encouraged to contract with a licensed/certified project design consultant. Asbestos quantities are estimated within this report and asbestos abatement contractors are solely responsible for verifying all quantities.

2 General Asbestos Survey Information

2.1 Survey Description

Building Name/Address:	Apalachin Elementary School 405 Pennsylvania Avenue Apalachin, New York 13732
Owner’s Name/Address:	Owego Apalachin Central School District 5 Sheldon Guile Boulevard Owego, New York 13827
Prepared For:	Ms. Cheryl Zondlo Project Manager Highland Associates
Survey Performed By:	Keystone Environmental Services 58 Exchange Street Binghamton, New York 13901 NYSDOL Asbestos License No. 57448
Certified Inspectors:	Mr. Gerald Meyer, NYSDOL # 25-6L33S-SHAB Mr. Michael Griffin, NYSDOL # 25-6LHDN-SHAB Mr. Chris Valek, NYSDOL # 25-6LIYR-SHAB Mr. Denver Tyler Sr, NYSDOL # 25-6LDG9-SHAB
Dates of Survey:	November 4, 2025, November 11, 2025, December 23, 2025, and January 22, 2026
Laboratory:	AmeriSci New York

2.2 Building Descriptions

Identified below is a general description of the structure inspected as part of this limited pre-renovation survey for asbestos containing materials:

Structure Type:	Elementary School
Building Floor No. of Levels	1
Superstructure:	Concrete Masonry Block
Foundation:	Concrete
Roofing:	Rolled Roofing, EPDM
Exterior Surfaces:	Brick
Structures Condition	Structure to be Renovated
Interior Floors:	Tile
Interior Walls:	Drywall
Interior Ceilings:	Tiles
Heating System:	Univents
Windows:	Aluminum
Doors:	Aluminum
Insulation:	Unknown
Out Buildings:	Not Included in Survey

3 Asbestos Survey, Sampling Procedures and Methods

3.1 General Procedure

The asbestos inspection was completed in accordance with the requirements outlined in the New York State Department of Labor (NYSDOL) Asbestos Regulation 12 New York Codes, Rules and Regulations (NYCRR) Part 56 and pertinent sections of Occupational Safety and Health Administration (OSHA) 1926.1101(k)(5). Bulk samples of suspect ACM were collected and sent to a laboratory certified by the Environmental Laboratory Accreditation Program (ELAP) for analysis by Polarized Light Microscopy (PLM) and Transmission Electron Microscopy (TEM) as required. Non-Friable Organically Bound (NOB) materials were analyzed in accordance with New York State Department of Health (NYSDOH) ELAP Methods 198.1, 198.4 and 198.6. Analysis of Spray on Fireproofing shall be performed by Polarized Light Microscopy (PLM) NYS ELAP 198.8 initially by segment 1 (chrysotile prep and analysis), segment 2 (chrysotile plus amphiboles preparation), then full analysis and prep (chrysotile and amphiboles). If loose vermiculite is present, it will be presumed ACM for report purposes in accordance with NYS DOH requirements.

Inspections were performed by Mr. Gerald Meyer, Mr. Michael Griffin, Mr. Chris Valek and Mr. Denver Tyler Sr. Dates of inspection include November 4, 2025, November 11, 2025, December 23, 2025, and January 22, 2026. Copies of the inspector's credentials are contained in Appendix D. Bulk sample analysis was performed by AmeriSci New York an independent laboratory approved/accredited by the NYS Department of Health (DOH), the American Industrial Hygiene Association (AIHA), and the National Voluntary Laboratory Accreditation Program (NVLAP). See Appendix D for laboratory certifications. Buildings/structure plans, specifications or previous reports were available for review as part of this sampling survey.

As part of this survey, KES targeted suspect ACMs for identification by (1) a review of pertinent building plans and other records, where available, and (2) by the sampling of suspect materials for certified laboratory analysis.

The following list (excerpted from 12NYCRR Part 56-5) is not inclusive of all types of ACM but summarizes typical ACMs and suspect materials in buildings:

Typical ACMs / Suspect Materials

Surfacing Treatments:

- Fireproofing
- Acoustical plaster
- Finish plasters
- Skim coats of joint compound

Thermal System Insulation:

- Equipment insulation
- Boiler breeching, rope, duct, or tank insulation
- Cement or mortar used for boilers and refractory brick
- Piping and fitting insulations

Roofing and Siding Miscellaneous Materials:

- Insulation board
- Vapor barriers
- Coatings
- Non-metallic or non-wood roof decking
- Felts
- Cementitious board (transite)
- Flashing
- Shingles
- Galbestos

Other Miscellaneous Materials:

- Dust and debris
- Floor tile
- Cove base
- Floor leveler compound
- Ceiling tile
- Vermiculite insulation
- Gaskets, seals, sealants
- Vibration isolators
- Laboratory tables and hoods
- Chalkboards
- Pipe penetration packing/ firestopping materials
- Cementitious board
- Electrical wire insulation
- Fire curtains
- Fire blankets
- Fire doors
- Brakes and clutches
- Mastics, adhesives, and glues
- Caulks
- Sheet flooring (linoleum)
- Wallpaper
- Drywall
- Plasterboard
- Spackling/joint compound
- Textured paint
- Grout
- Glazing compound
- Terrazzo

3.2 Sampling Protocol

Identified below is the general sampling protocol under which KES' inspection reports/surveys are prepared:

3.2.1 Assuming ACM:

Based on the quantities, types, and different homogeneous areas, friable and non-friable materials may be assumed positive for asbestos based on our experience.

3.2.2 Testing for ACM:

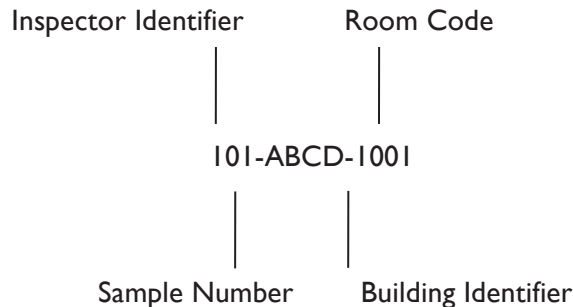
All suspect materials will have a minimum of one (1) bulk sample analyzed for materials that test positive for asbestos, two (2) bulk samples analyzed for materials that test negative for asbestos, or the material will be assumed positive for asbestos.

3.2.3 Collection of Suspect Materials:

Samples are placed in new airtight bags, and the samples are double bagged and placed in a sealed container before shipment to the laboratory.

3.2.4 Sample Labeling:

Each sample is labeled in a manner that identifies the inspector, the sample number, building identifier, and the room code where the sample was taken. The example given below is representative of the system used for KES' reports:



3.3 Limitations

It is the belief of KES inspectors that this survey was comprehensive in nature. Only accessible areas within a structure are inspected for ACM. Additional suspect ACM may be discovered behind and within walls, above non-accessible ceilings, under floors, within pipe chases, etc. and should be considered as ACM unless sampling/testing shows the material is non-asbestos containing. ACM quantities identified within KES' reports are estimates only and should be verified by an asbestos abatement contractor. This Limited Pre-Renovation Survey for Asbestos Containing Materials should not be construed to be an Asbestos Abatement Project Design.

4 Identification and Assessment Methods of ACM

KES' survey consists of the examination of readily accessible suspect materials per the survey description/request of our client and in accordance with 12 NYCRR Part 56-5.

The structure was visually inspected to identify potential ACMs. The inspector identified homogeneous areas which are surfacing materials, thermal system insulation or miscellaneous materials that are uniform in color and/or texture. The inspector also assessed each suspect material to determine whether the material was friable or non-friable. Quantities and conditions of suspect ACMs were recorded at the time of the survey. Quantities and conditions of suspect ACMs can change, and the Abatement Contractors are solely responsible for assessing each suspect material and determining all final quantities. Abatement Contractors are responsible for determining the material assessment based on their own work practices, means and methods, and specific abatement work plan.

The KES Sample Results Summary Table and Asbestos Sample Location Drawing(s) are contained in Appendix A. Identification and Assessment Methods of ACM, Assessed Building Materials and Estimated ACM Quantities are identified in Appendix B. Lab Analysis Results are contained in Appendix C.

5 Transmittal of Survey Information

In accordance with 12 NYCRR Part 56 the transmittal of this asbestos survey shall be as follows:

Transmittal of Buildings/Structure Asbestos Survey Information. One (1) copy of the results of the buildings/structure asbestos survey shall be immediately transmitted by the buildings/structure owner as follows:

1. One (1) copy of the completed asbestos survey shall be sent by the owner or their agent to the local government entity charged with issuing a permit for such demolition, renovation, remodeling, or repair work under applicable State or local laws.
2. The completed asbestos survey for controlled demolition (as per Subpart 56-11.5) or pre-demolition asbestos projects shall also be submitted to the appropriate Asbestos Control Bureau district office.
3. The completed asbestos survey shall be kept on the construction site with the asbestos notification and variance, if required, throughout the duration of the asbestos project and any associated demolition, renovation, remodeling, or repair project.

Removal Required. If the buildings/structure asbestos survey finds that the portion of the buildings/structure to be demolished, renovated, remodeled, or have repair work contains ACM, PACM, suspect miscellaneous ACM assumed to be ACM, or asbestos material, which is impacted by the work, the owner or the owner's agent shall conduct, or cause to have conducted, asbestos removal performed by a licensed asbestos abatement contractor in conformance with all standards set forth in this Part. All ACM, PACM, suspect miscellaneous ACM assumed to be ACM, or asbestos material impacted by the demolition, renovation, remodeling, or repair projects shall be removed as per this Part, prior to access or disturbance by other uncertified trades or personnel. No demolition, renovation, remodeling, or repair work shall be commenced by any owner or the owner's agent prior to the completion of the asbestos abatement in accordance with the notification requirements of this Part. For multi-phased work, the access restriction for uncertified trades or personnel applies to each intermediate portion of the entire project. Upon completion of the intermediate portion of the asbestos project, other trades or personnel may access that portion of the work site. For being structurally unsound, the demolition is considered an asbestos project and shall proceed as per Section 56-11.5.

STATE GOVERNMENT ENTITY

Asbestos Control Bureau District Office
450 S. Salina Street
Syracuse, New York 13202
Phone: (315) 479-3215
Fax: (315) 479-3451

LOCAL GOVERNMENT ENTITY

Construction and Code Enforcement
Town of Owego
2354 State Route 434
Apalachin, New York 13732
Phone: (607) 687-0123 ext. 6
Fax: (607) 687-2507

6 Asbestos Abatement General Notes

KES is licensed and certified to provide asbestos abatement project design, site specific variance, and project monitoring/air sampling. The asbestos design can be stand alone and/or be incorporated into the Owners, Architect, and Engineers specifications.


If the asbestos survey finds that asbestos is present, KES can recommend licensed abatement contractors, provide estimated abatement budgets, and estimate costs for project monitoring/air sampling once a construction schedule has been established.

Bids may be advertised, and contracts awarded for demolition, remodeling, renovation, or repair work, but no work on the current intermediate portion of the project shall commence on the demolition, remodeling, renovation, or repair work by any owner or agent prior to completion of all necessary asbestos abatement work in accordance with 12 NYCRR Part 56.

7 Certification Statement

This report has been prepared exclusively for the use of the Owner and/or Client and is intended to meet the requirements of the New York State Department of Labor Industrial Code Rule 56 (ICR 56). No other parties are entitled to rely upon this report unless the express written consent of Keystone Environmental Services is first obtained.

The reported analysis, opinions and conclusions are based on our scope of work and reviews of applicable historical, regulatory and site-specific information available to Keystone Environmental Services on the date of our inspection.



Timothy W. Marble
Director of Environmental Services
NYS DOL Asbestos Certification No. 25-6TIDQ-SHAB

APPENDICES

**APPENDIX A
ASBESTOS BULK SAMPLE RESULTS SUMMARY TABLE
AND ASBESTOS SAMPLE LOCATION DRAWING(S)**

Asbestos Bulk Sampling Results Summary Table

Sample Number	HA	Sample Location	Color	Material Description	Material Type (T, S, M)	Analysis Results % Asbestos	ACM Y/N (I)
801-AE-R001	1	Roof – Gym Roof	BLK	Top Layer – Modified Rolled Roofing – Main Field	M	NAD	N
802-AE-R001	2	Roof – Gym Roof	BRN	Top Layer – Fiberboard Insulation	M	NAD	N
803-AE-R001	3	Roof – Gym Roof	BLK	Top Layer – Iso Insulation with Hot Mop Adhesive	M	NAD	N
804-AE-R001	4	Roof – Gym Roof	BLK	Bottom Layer – Reinforced Felt Vapor Barrier	M	NAD	N
805-AE-R001	5	Roof – Gym Roof	CRM	Bottom Layer – Tectum Deck	M	NAD	N
806-AE-R001	1	Roof – Gym Roof	BLK	Top Layer – Modified Rolled Roofing – Flashing	M	NAD	N
807-AE-R001	2	Roof – Gym Roof	BRN	Top Layer – Fiberboard Insulation	M	NAD	N
808-AE-R001	3	Roof – Gym Roof	BLK	Top Layer – Iso Insulation with Hot Mop Adhesive	M	NAD	N
809-AE-R001	4	Roof – Gym Roof	BLK	Bottom Layer – Reinforced Felt Vapor Barrier	M	NAD	N
810-AE-R001	5	Roof – Gym Roof	CRM	Bottom Layer – Tectum Deck	M	NAD	N
811-AE-R001	6	Roof – Gym Roof	GRY	Caulk at Metal Flashing	M	NAD	N
812-AE-R002	1	Roof – Auditorium Roof	BLK	Top Layer – Modified Rolled Roofing – Main Field	M	NAD	N
813-AE-R002	2	Roof – Auditorium Roof	BRN	Top Layer – Fiberboard Insulation	M	NAD	N
814-AE-R002	3	Roof – Auditorium Roof	BLK	Bottom Layer – Iso Insulation with Hot Mop Adhesive	M	NAD	N
815-AE-R002	6	Roof – Auditorium Roof	GRY	Caulk at Metal Flashing	M	NAD	N
816-AE-R002	7	Roof – Auditorium Roof	GRY	Sealant at Metal Flashing	M	NAD	N
817-AE-R002	7	Roof – Auditorium Roof	GRY	Sealant at Metal Vent Pipe	M	NAD	N
818-AE-R002	1	Roof – Auditorium Roof	BLK	Top Layer – Modified Rolled Roofing – Mechanical Flashing	M	NAD	N
819-AE-R002	2	Roof – Auditorium Roof	BRN	Top Layer – Fiberboard Insulation – Mechanical Flashing	M	NAD	N
820-AE-R002	3	Roof – Auditorium Roof	BLK	Top Layer – Iso Insulation with Hot Mop Adhesive	M	NAD	N
821-AE-1001	8	First Floor Cafeteria 88	WH/YEL	Mastic of 6” Black Cove Base	M	NAD	N
822-AE-1001	8	First Floor Cafeteria 88	WH/YEL	Mastic of 6” Black Cove Base	M	NAD	N
823-AE-1001	9	First Floor Cafeteria 88	GRY	Glazing of 1’ x 1’ Door Window	M	NAD	N
824-AE-1001	9	First Floor Cafeteria 88	GRY	Glazing of 1’ x 1’ Door Window	M	NAD	N
825-AE-1001	10	First Floor Cafeteria 88	WH	2’ x 4’ Solid Faced Acoustical Panels at Wall	M	NAD	N
826-AE-1001	10	First Floor Cafeteria 88	WH	2’ x 4’ Solid Faced Acoustical Panels at Wall	M	NAD	N
827-AE-1002	11	First Floor Storage 89	GRY	Mortar Patching at Air Handling Unit Steel	M	NAD	N
828-AE-1002	11	First Floor Storage 89	GRY	Mortar Patching at Air Handling Unit Steel	M	NAD	N
829-AE-1003	12	First Floor Music Room 106	BRN	Mastic of 4” Tan Cove Base	M	NAD	N
830-AE-1003	12	First Floor Music Room 106	BRN	Mastic of 4” Tan Cove Base	M	NAD	N
831-AE-1003	13	First Floor Music Room 106	TAN	Drywall Substrate of 12” x 12” Spine Ceiling	M	NAD	N
832-AE-1003	13	First Floor Music Room 106	TAN	Drywall Substrate of 12” x 12” Spine Ceiling	M	NAD	N
833-AE-1010	14	First Floor Corridor 96	OFF WH	Ceiling Tile 2’ x 2’ – Newer – Pinholed-Pockmarked	M	NAD	N
834-AE-1010	14	First Floor Corridor 96	OFF WH	Ceiling Tile 2’ x 2’ – Newer – Pinholed-Pockmarked	M	NAD	N
835-AE-1010	15	First Floor Corridor 96	SIL/BLK	Pipe Insulation – Fiberglass Jacketing, Bituminous Mastic	T	NAD	N

Asbestos Bulk Sampling Results Summary Table

Sample Number	HA	Sample Location	Color	Material Description	Material Type (T, S, M)	Analysis Results % Asbestos	ACM Y/N (1)
836-AE-1010	15	First Floor Corridor 96	SIL/BLK	Pipe Insulation – Fiberglass Jacketing, Bituminous Mastic	T	NAD	N
837-AE-1010	15	First Floor Corridor 96	SIL/BLK	Pipe Insulation – Fiberglass Jacketing, Bituminous Mastic	T	NAD	N
838-AE-1003	16	First Floor Music Room No. 106	WH	12” x 12” Splined Ceiling Tile	M	NAD	N
839-AE-1003	16	First Floor Music Room No. 106	WH	12” x 12” Splined Ceiling Tile	M	NAD	N
840-AE-1008	17	First Floor Music Office	BLK	Soundproof Mastic at Clock/Speaker	M	9.0%	Y
841-AE-1008	17	First Floor Music Office	BLK	Soundproof Mastic at Clock/Speaker	M	NA	Y
842-AE-1003	18	First Floor Music Room No. 106	WH	Caulk at Exterior Wall Panel and Concrete Masonry Unit Wall	M	NAD	N
843-AE-1003	18	First Floor Music Room No. 106	WH	Caulk at Exterior Wall Panel and Concrete Masonry Unit Wall	M	NAD	N
844-AE-1003	19	First Floor Music Room No. 106	BLK	Mastic at Univent Cover	M	NAD	N
845-AE-1003	19	First Floor Music Room No. 106	BLK	Mastic at Univent Cover	M	NAD	N
846-AE-1003	20	First Floor Music Room No. 106	BRN/WH	Painted Fiberboard Inside Univent	M	NAD	N
847-AE-1003	20	First Floor Music Room No. 106	BRN/WH	Painted Fiberboard Inside Univent	M	NAD	N
848-AE-1004	21	First Floor Music Corridor	GRY	Caulk at Door Frame and Concrete Masonry Unit Wall	M	4.8%	Y
849-AE-1004	21	First Floor Music Corridor	GRY	Caulk at Door Frame and Concrete Masonry Unit Wall	M	NA	Y
850-AE-1005	22	First Floor Storage Room	BLK	Door Window Gasket	M	NAD	N
851-AE-1005	22	First Floor Storage Room	BLK	Door Window Gasket	M	NAD	N
852-AE-1009	23	First Floor Corridor 98.1	BRN	Caulk at Exterior Door	M	NAD	N
853-AE-1009	23	First Floor Corridor 98.1	BRN	Caulk at Exterior Door	M	NAD	N

(1) Note: Homogeneous materials must contain greater than 1% of asbestos to be considered as an “Asbestos Containing Material” in accordance with NYS Code Rule 56. If homogeneous materials contain 1% or less of asbestos, it is classified as “trace amounts of asbestos” which are not regulated by NYS Code Rule 56 but are still subject to OSHA Construction Standard 1926.1101

KEY

NAD – NO ASBESTOS DETECTED	NA – NOT ANALYZED	ACM- ASBESTOS CONTAINING MATERIAL(S)
CMU – CONCRETE MASONRY UNIT	WH – WHITE	T- THERMAL
GRY – GRAY	BRN – BROWN	S- SURFACING
GRN – GREEN	BLK – BLACK	M – MISCELLANEOUS
SIL – SILVER	YEL – YELLOW	HA- HOMOGENEOUS AREA
BLU – BLUE	CRM – CREAM	
OFF WH – OFF WHITE		

APPENDIX B
IDENTIFICATION AND ASSESSMENT METHODS OF ACM, ASSESSED BUILDING
MATERIALS AND ESTIMATED QUANTITIES

Identification and Assessment Methods of ACM - ASSESSMENT CODES

- (F) Friable ACM – This material has been evaluated as friable, meaning it can be crumbled with hand pressure and, therefore, is likely to emit fibers when disturbed. This material will need to be addressed as required by State and Federal regulations.
- (NF) Non-friable ACM – This material has been evaluated as non-friable. This material needs to be addressed as required by State and Federal regulations. In addition, it is required to analyze by TEM if the results are negative by PLM. It can be assumed positive.
- (NVA) No Visible Asbestos – Our inspection/testing showed no visible ACM in accessible areas.
- (D) Dirt Floor – If the ACM within the space is evaluated as friable, the dirt is also assumed to be contaminated.
- (E) Estimated ACM – Amount of ACM is not visible, and its quantity is estimated.
- (N/A) Not Applicable
- (I) Inaccessible

100- Pipe Insul.	A. Corrugated	B. Pre-Form	C. Joint and Elbow	D. Pipe Debris	E. Lagging	F. Flange Gaskets
200- Heat Plant	A: Boiler Insul.	B: Breeching Insul.	C: Tank Insul.	D: Header Insul.	E. Gaskets	F: Furnace Insul
300- Ceiling	A: Tile	B: Plaster	C: Transite	D: Batt Insul.	E: Adhesive	F: Sheetrock/ Joint Compound
400- Wall	A: Panel G. Stucco	B: Plaster H: Wallpaper	C: Transite I: Grout	D. Sheetrock/ Joint Compound	E: Mastic	F. Batt Insulation
500- Floor	A: Tile	B: Dirt Floor	C: Linoleum	D: Mastic	E: Felt Runner	F: Wood Floor Vapor Barrier
	G. Debris	H. Patching/Leveler	I: Grout/Mortar Bed	J: Cove Base	K: Stair Tread	
600- Duct Insul.	A: Corrugated	B: Pre-Form	C: Transite	D: Cloth Tape		
700- Fireproofing	A: Ceiling	B: Wall	C: Beams	D: Ducts	E. Debris	
800- Miscellaneous	A: Asbestos Board G: Sink Mastic M: Window Caulk S: Flue Insulation Y: Parging	B: Transite H: Adhesive N: Door Caulk T: Mortar Z: Paint	C: Light Gasket I: Curtains O: Louver Caulk U: Caulk/Sealant/ Tar	D: Debris J: Vibration Isolators P: Chalkboard V: Vermiculite	E: Wires K: Window Glazing Q: Incinerator Insul. W. Univent Mastic	F: Doors L: Window Putty R: Countertop X: Clock/Speaker Mastic
900- Roofing	A: Flashing G: Shingles M: Cement Panels	B: Patching H: Counter Flashing Caulk N: Tar	C: Felts I: Roof Sealant	D: Flat Roofing J: Coping Sealant	E: Insulation K: Silver Coat	F: Roofing Material L: Wood Trim Caulk

Assessed Building Materials and Estimated Quantities

ROOM CODE	ROOM USE	MATERIAL CODES	ASSESSMENT CODES	ESTIMATED QUANTITY OF ACM (SF, LF, U)
FIRST FLOOR				
1001	Cafeteria 88	100C 800AA 100D 500A/500D	F F F NF	3 LF 30 SF 25 SF (1)* 2,000 SF
1002	Storage Room 89	100C 500D	F NF	2 SF 30 SF
1003	Music Room No. 106	100C 500A/500D 800N	F NF NF	25 LF 820 SF 2 Units
1004	Music Corridor 105	800X 100C 400D 500A/500D 800N	NF F F NF NF	1 Unit 4 LF 620 SF 125 SF 2 Units
1005	Storage Room 107	400D 500A/500D	F NF	270 SF 45 SF
1006	Storage Room 108	400D 500A/500D	F NF	370 SF 80 SF
1007	Music Office 109	800AA 100C 400D 500A/500D	F F F NF	20 SF 4 LF 560 SF 170 SF
1008	Music Office 110	100C 400D 500A/500D 800X	F F NF NF	4 LF 550 SF 180 SF 1 Unit
1009	First Floor Corridor 98.1		NVA	
1010	First Floor Corridor 96		NVA	
1011	Kitchen Area 1 / 202	100C	F	15 LF
1012	Kitchen Area 2 / 93		NVA	
1013	Maintenance Office 91		NVA	
1014	Kitchen Storage 92	800AA	F	10 SF
1015	Toilet 94	100C	F	1 LF
1016	Clean Storage 95		NVA	
1017	Auditorium 99	100C	F	10 LF
1018	Gymnasium 97	800AA	F	20 SF
M001	Upper Auditorium Mechanical Room	800AA	F	8 SF
ROOF				
R001	Roof – Gym Roof		NVA	
R002	Roof – Auditorium Roof		NVA	

Notes: (1)* There are incidental disturbances in the Cafeteria (1001/88) that will require a NYSDOL Approved Site-Specific Variance Petition for the required cleanup. A KES Certified Asbestos Project Designer can prepare the NYSDOL Petition for Variance if requested.

Key

SF- Square Feet

LF- Linear Feet

Units – Each Building Component

**APPENDIX C
ASBESTOS BULK SAMPLING LABORATORY ANALYTICAL RESULTS**



AmeriSci New York
117 EAST 30TH ST.
NEW YORK, NY 10016
TEL: (212) 679-8600 • FAX: (212) 679-3114

November 12, 2025

Keystone Material Testing, LLC
Attn: Tim Marble
58 Exchange Street
Binghamton, NY 13901

RE: Keystone Material Testing, LLC
Job Number 225111505
P.O. #0761.04825.3.A
0761.04825.3.A; Highland Associates; OACSD 2025 Capital Project - Phase 4 - Apalachin
Elementary School

Dear Tim Marble:

Enclosed are the results of Asbestos Analysis - Bulk Protocol of the following Keystone Material Testing, LLC samples, received at AmeriSci on Friday, November 7, 2025, for a 5 day turnaround:

801-AE-R001, 802-AE-R001, 803-AE-R001, 804-AE-R001, 805-AE-R001, 806-AE-R001, 807-AE-R001, 808-AE-R001, 809-AE-R001, 810-AE-R001, 811-AE-R001, 812-AE-R002, 813-AE-R002, 814-AR-R002, 815-AE-R002, 816-AE-R002, 817-AE-R002, 818-AE-R002, 819-AE-R002, 820-AE-R002

The 20 samples, placed in zip lock bag, were shipped to AmeriSci via Fed Ex. Keystone Material Testing, LLC requested ELAP PLM/TEM analysis of these samples.

The results of the analyses which were performed following ELAP Protocols 198.1 PLM Friable and/or 198.6 for PLM NOB. ELAP Protocol 198.4 TEM NOB guidelines are presented within the Summary Table of this report. The presence of matrix reduction data in the Summary Table normally indicates an NOB sample. For NOB samples the individual matrix reduction, combined PLM and TEM analysis results are listed in the Summary Bulk Asbestos Analysis Results in Table I. Complete PLM results for individual samples are presented in the PLM Bulk Asbestos Report. Samples near 1% asbestos may be analyzed by EPA 400 pt ct method (EPA 600-M4-82-020). This combined report relates ONLY to sample analysis expressed as percent composition by weight and percent asbestos. This report must not be used to claim product endorsement or approval by these laboratories, NVLAP, ELAP or any other associated agency. This report must not be reproduced, except in full without the written approval of the laboratory. This report may contain specific data not covered by NVLAP or ELAP accreditations respectively, if so identified in relevant footnotes.

AmeriSci appreciates this opportunity to serve your organization. Please contact us for any further assistance or with any questions.

Sincerely,

A handwritten signature in black ink, appearing to read "John P. Koubiadis". The signature is fluid and cursive, written over a light grey rectangular background.

John P. Koubiadis
Asb. Mgr. | Authorized Signatory



AmeriSci New York

117 EAST 30TH ST.
 NEW YORK, NY 10016
 TEL: (212) 679-8600 • FAX: (212) 679-3114

PLM Bulk Asbestos Report

Keystone Material Testing, LLC
 Attn: Tim Marble
 58 Exchange Street

 Binghamton, NY 13901

Date Received 11/7/2025 **AmeriSci Job #** 225111505
Date Examined 11/11/25 **P.O. #**
ELAP # 11480 **Page** 1 of 4
RE: 0761.04825.3.A; Highland Associates; OACSD 2025 Capital Project
 - Phase 4 - Apalachin Elementary School

Client No. / HGA	Lab No.	Asbestos Present	Total % Asbestos	Notes
801-AE-R001 1 Location: R / Gym Roof - (Black) Top Layer - Modified Rolled Roofing (Mainfield) Analyst Description: Black, Homogeneous, Fibrous, Bulk Material Asbestos Types: Other Material: Non-fibrous 17%	225111505-01	No	Inconclusive - NAD (NOB by NYS ELAP 198.6) by Ordep A. Gonzalez on 11/11/25	1
802-AE-R001 2 Location: R / Gym Roof - (Brown) Top Layer - Fiberboard Insulation (Mainfield) Analyst Description: Brown, Homogeneous, Fibrous, Bulk Material Asbestos Types: Other Material: Cellulose 95%, Non-fibrous 5.0%	225111505-02	No	NAD (by NYS ELAP 198.1) by Ivan H. Reyes on 11/11/25	
803-AE-R001 3 Location: R / Gym Roof - (Black) Top Layer - Iso. Insulation With Hot Mop Adhesive (Mainfield) Analyst Description: Black, Homogeneous, Fibrous, Bulk Material Asbestos Types: Other Material: Fibrous glass Trace, Non-fibrous 1.2%	225111505-03	No	Inconclusive - NAD (NOB by NYS ELAP 198.6) by Ivan H. Reyes on 11/11/25	1
804-AE-R001 4 Location: R / Gym Roof - (Black) Bottom Layer - Reinforced Felt Vapor Barrier (Mainfield) Analyst Description: Black, Homogeneous, Fibrous, Bulk Material Asbestos Types: Other Material: Fibrous glass Trace, Non-fibrous 26%	225111505-04	No	Inconclusive - NAD (NOB by NYS ELAP 198.6) by Ivan H. Reyes on 11/11/25	1
805-AE-R001 5 Location: R / Gym Roof - (Cream) Bottom Layer - Tectum Deck (Mainfield) Analyst Description: White/Tan, Homogeneous, Fibrous, Bulk Material Asbestos Types: Other Material: Cellulose 75%, Non-fibrous 25%	225111505-05	No	NAD (by NYS ELAP 198.1) by Ivan H. Reyes on 11/11/25	

Client Name: Keystone Material Testing, LLC

PLM Bulk Asbestos Report0761.04825.3.A; Highland Associates; OACSD 2025 Capital Project -
Phase 4 - Apalachin Elementary School

Client No. / HGA	Lab No.	Asbestos Present	Total % Asbestos	Notes
806-AE-R001 1	225111505-06	No	Inconclusive - NAD (NOB by NYS ELAP 198.6) by Ivan H. Reyes on 11/11/25	1
Location: R / Gym Roof - (Black) Top Layer - Modified Rolled Roofing (Flashing)				
Analyst Description: Black, Homogeneous, Fibrous, Bulk Material				
Asbestos Types:				
Other Material: Non-fibrous 16%				
807-AE-R001 2	225111505-07	No	NAD (by NYS ELAP 198.1) by Ivan H. Reyes on 11/11/25	
Location: R / Gym Roof - (Brown) Top Layer - Fiberboard Insulation (Flashing)				
Analyst Description: Brown, Homogeneous, Fibrous, Bulk Material				
Asbestos Types:				
Other Material: Cellulose 95%, Non-fibrous 5.0%				
808-AE-R001 3	225111505-08	No	Inconclusive - NAD (NOB by NYS ELAP 198.6) by Ivan H. Reyes on 11/11/25	1
Location: R / Gym Roof - (Black) Top Layer - Iso. Insulation With Hot Mop Adhesive (Flashing)				
Analyst Description: Black, Homogeneous, Fibrous, Bulk Material				
Asbestos Types:				
Other Material: Fibrous glass Trace, Non-fibrous 2.7%				
809-AE-R001 4	225111505-09	No	Inconclusive - NAD (NOB by NYS ELAP 198.6) by Ivan H. Reyes on 11/11/25	1
Location: R / Gym Roof - (Black) Bottom Layer - Reinforced Felt Vapor Barrier (Flashing)				
Analyst Description: Black, Homogeneous, Fibrous, Bulk Material				
Asbestos Types:				
Other Material: Fibrous glass Trace, Non-fibrous 28%				
810-AE-R001 5	225111505-10	No	NAD (by NYS ELAP 198.1) by Ivan H. Reyes on 11/11/25	
Location: R / Gym Roof - (Cream) Bottom Layer - Tectum Deck (Flashing)				
Analyst Description: Gray/Tan, Homogeneous, Fibrous, Bulk Material				
Asbestos Types:				
Other Material: Cellulose 70%, Non-fibrous 30%				
811-AE-R001 6	225111505-11	No	Inconclusive - NAD (NOB by NYS ELAP 198.6) by Ivan H. Reyes on 11/11/25	1
Location: R / Gym Roof - (Gray) Caulk @ Metal Flashing				
Analyst Description: Gray, Homogeneous, Non-Fibrous, Bulk Material				
Asbestos Types:				
Other Material: Non-fibrous 7.3%				
812-AE-R002 1	225111505-12	No	Inconclusive - NAD (NOB by NYS ELAP 198.6) by Ivan H. Reyes on 11/11/25	1
Location: R / Auditorium Roof - (Black) Top Layer - Modified Rolled Roofing (Manifield)				
Analyst Description: Black, Homogeneous, Fibrous, Bulk Material				
Asbestos Types:				
Other Material: Non-fibrous 20%				

Client Name: Keystone Material Testing, LLC

PLM Bulk Asbestos Report0761.04825.3.A; Highland Associates; OACSD 2025 Capital Project -
Phase 4 - Apalachin Elementary School

Client No. / HGA	Lab No.	Asbestos Present	Total % Asbestos	Notes
813-AE-R002 2	225111505-13	No	NAD (by NYS ELAP 198.1) by Ivan H. Reyes on 11/11/25	
Location: R / Auditorium Roof - (Brown) Top Layer - Fiberboard Insulation (Manifold)				
Analyst Description: Brown, Homogeneous, Fibrous, Bulk Material				
Asbestos Types:				
Other Material: Cellulose 95%, Non-fibrous 5.0%				
814-AR-R002 3	225111505-14	No	Inconclusive - NAD (NOB by NYS ELAP 198.6) by Ivan H. Reyes on 11/11/25	1
Location: R / Auditorium Roof - (Black) Bottom Layer - Iso. Insulation With Hot Mop Adhesive (Manifold)				
Analyst Description: Black, Homogeneous, Fibrous, Bulk Material				
Asbestos Types:				
Other Material: Fibrous glass Trace, Non-fibrous 26%				
815-AE-R002 6	225111505-15	No	Inconclusive - NAD (NOB by NYS ELAP 198.6) by Ivan H. Reyes on 11/11/25	1
Location: R / Auditorium Roof - (Grey) Caulk @ Metal Flashing				
Analyst Description: Gray, Homogeneous, Non-Fibrous, Bulk Material				
Asbestos Types:				
Other Material: Non-fibrous 3.8%				
816-AE-R002 7	225111505-16	No	Inconclusive - NAD (NOB by NYS ELAP 198.6) by Ivan H. Reyes on 11/11/25	1
Location: R / Auditorium Roof - (Grey) Sealant @ Metal Flashing				
Analyst Description: Gray, Homogeneous, Non-Fibrous, Bulk Material				
Asbestos Types:				
Other Material: Non-fibrous 47%				
817-AE-R002 7	225111505-17	No	Inconclusive - NAD (NOB by NYS ELAP 198.6) by Ivan H. Reyes on 11/11/25	1
Location: R / Auditorium Roof - (Grey) Sealant @ Metal Vent Pipe				
Analyst Description: Gray, Homogeneous, Non-Fibrous, Bulk Material				
Asbestos Types:				
Other Material: Non-fibrous 17%				
818-AE-R002 1	225111505-18	No	Inconclusive - NAD (NOB by NYS ELAP 198.6) by Ivan H. Reyes on 11/11/25	1
Location: R / Auditorium Roof - (Black) Top Layer - Modified Rolled Roofing (Mechanical Flashing)				
Analyst Description: Black, Homogeneous, Fibrous, Bulk Material				
Asbestos Types:				
Other Material: Non-fibrous 9.5%				

Client Name: Keystone Material Testing, LLC

PLM Bulk Asbestos Report

0761.04825.3.A; Highland Associates; OACSD 2025 Capital Project -
Phase 4 - Apalachin Elementary School

Client No. / HGA	Lab No.	Asbestos Present	Total % Asbestos	Notes
819-AE-R002 2	225111505-19	No	NAD (by NYS ELAP 198.1) by Ivan H. Reyes on 11/11/25	
Location: R / Auditorium Roof - (Black) Top Layer - Fiberboard Insulation (Mechanical Flashing)				
Analyst Description: Brown, Homogeneous, Fibrous, Bulk Material				
Asbestos Types:				
Other Material: Cellulose 95%, Non-fibrous 5.0%				
820-AE-R002 3	225111505-20	No	Inconclusive - NAD (NOB by NYS ELAP 198.6) by Ivan H. Reyes on 11/11/25	1
Location: R / Auditorium Roof - (Black) Top Layer - Iso. Insulation Hot Mop Adhesive (Mechanical Flashing)				
Analyst Description: Black, Homogeneous, Fibrous, Bulk Material				
Asbestos Types:				
Other Material: Fibrous glass Trace, Non-fibrous 2.0%				

Reporting Notes:

(1) NAD results by NYS 198.6 are inconclusive and are not considered non-ACM

Analyzed by: Ordep A. Gonzalez



Reviewed by: John P. Koubiadis



Date: 11/11/2025

*NAD/NSD =no asbestos detected; NA =not analyzed; NA/PS=not analyzed/positive stop, (SOF-V) = Sprayed On Fireproofing containing Vermiculite; (SM-V) = Surfacing Material containing Vermiculite; PLM Bulk Asbestos Analysis using Nikon, Model Labophot2 Pol Scope, Microscope, Serial #: 466274, by Appd E to Subpt E, 40 CFR 763 quantified by either CVES or 400 pt ct as noted for each analysis (NVLAP 200546-0), ELAP PLM Method 198.1 for NY friable samples, which includes the identification and quantitation of vermiculite, or ELAP 198.6 for NOB samples, or EPA 400 pt ct by EPA 600-M4-82-020 (NY ELAP Lab 11480); Note:PLM is not consistently reliable in detecting asbestos in floor coverings and similar non-friable organically bound materials. NAD or Trace results by PLM are inconclusive, TEM is currently the only method that can be used to determine if this material can be considered or treated as non asbestos-containing in NY State (also see EPA Advisory for floor tile, FR 59,146,38970,8/1/94) National Institute of Standards and Technology Accreditation requirements mandate that this report must not be reproduced except in full without the approval of the lab.This PLM report relates ONLY to the items tested. RI Cert AAL-094, CT Cert PH-0186, Mass Cert AA000054, NJ Lab ID #NY031.

_____END OF REPORT_____

Table I
Summary of Bulk Asbestos Analysis Results by NYS ELAP 198.4

0761.04825.3.A; Highland Associates; OACSD 2025 Capital Project - Phase 4 - Apalachin Elementary School

AmeriSci Sample #	Client Sample#	HG Area	NOB Sample Weight (gram)	NOB Heat Sensitive Organic %	NOB Acid Soluble Inorganic %	NOB Insoluble Non-Asbestos Inorganic %	** Asbestos % by PLM/DS	** Asbestos % by TEM
01	801-AE-R001	1	0.462	59.5	23.3	17.2	NAD	NAD
Location: R / Gym Roof - (Black) Top Layer - Modified Rolled Roofing (Mainfield)								
02	802-AE-R001	2	----	----	----	----	NAD	NA
Location: R / Gym Roof - (Brown) Top Layer - Fiberboard Insulation (Mainfield)								
03	803-AE-R001	3	0.210	95.4	3.3	1.2	NAD	NAD
Location: R / Gym Roof - (Black) Top Layer - Iso. Insulation With Hot Mop Adhesive (Mainfield)								
04	804-AE-R001	4	0.211	60.7	12.8	26.5	NAD	NAD
Location: R / Gym Roof - (Black) Bottom Layer - Reinforced Felt Vapor Barrier (Mainfield)								
05	805-AE-R001	5	----	----	----	----	NAD	NA
Location: R / Gym Roof - (Cream) Bottom Layer - Tectum Deck (Mainfield)								
06	806-AE-R001	1	0.445	59.6	23.6	16.8	NAD	NAD
Location: R / Gym Roof - (Black) Top Layer - Modified Rolled Roofing (Flashing)								
07	807-AE-R001	2	----	----	----	----	NAD	NA
Location: R / Gym Roof - (Brown) Top Layer - Fiberboard Insulation (Flashing)								
08	808-AE-R001	3	0.306	95.9	1.4	2.7	NAD	NAD
Location: R / Gym Roof - (Black) Top Layer - Iso. Insulation With Hot Mop Adhesive (Flashing)								
09	809-AE-R001	4	0.246	65.1	6.0	28.9	NAD	NAD
Location: R / Gym Roof - (Black) Bottom Layer - Reinforced Felt Vapor Barrier (Flashing)								
10	810-AE-R001	5	----	----	----	----	NAD	NA
Location: R / Gym Roof - (Cream) Bottom Layer - Tectum Deck (Flashing)								
11	811-AE-R001	6	0.148	67.0	25.7	7.3	NAD	NAD
Location: R / Gym Roof - (Gray) Caulk @ Metal Flashing								
12	812-AE-R002	1	0.689	64.5	15.2	20.3	NAD	NAD
Location: R / Auditorium Roof - (Black) Top Layer - Modified Rolled Roofing (Manifold)								
13	813-AE-R002	2	----	----	----	----	NAD	NA
Location: R / Auditorium Roof - (Brown) Top Layer - Fiberboard Insulation (Manifold)								
14	814-AR-R002	3	0.323	71.7	2.2	26.1	NAD	NAD
Location: R / Auditorium Roof - (Black) Bottom Layer - Iso. Insulation With Hot Mop Adhesive (Manifold)								
15	815-AE-R002	6	0.182	62.2	34.0	3.8	NAD	NAD
Location: R / Auditorium Roof - (Grey) Caulk @ Metal Flashing								
16	816-AE-R002	7	0.400	25.8	27.0	47.2	NAD	NAD
Location: R / Auditorium Roof - (Grey) Sealant @ Metal Flashing								

Client Name: Keystone Material Testing, LLC

Table I
Summary of Bulk Asbestos Analysis Results by NYS ELAP 198.4

0761.04825.3.A; Highland Associates; OACSD 2025 Capital Project - Phase 4 - Apalachin Elementary School

AmeriSci Sample #	Client Sample#	HG Area	NOB Sample Weight (gram)	NOB Heat Sensitive Organic %	NOB Acid Soluble Inorganic %	NOB Insoluble Non-Asbestos Inorganic %	** Asbestos % by PLM/DS	** Asbestos % by TEM
17	817-AE-R002	7	0.283	57.3	25.4	17.3	NAD	NAD
Location: R / Auditorium Roof - (Grey) Sealant @ Metal Vent Pipe								
18	818-AE-R002	1	0.501	65.0	25.5	9.5	NAD	NAD
Location: R / Auditorium Roof - (Black) Top Layer - Modified Rolled Roofing (Mechanical Flashing)								
19	819-AE-R002	2	----	----	----	----	NAD	NA
Location: R / Auditorium Roof - (Black) Top Layer - Fiberboard Insulation (Mechanical Flashing)								
20	820-AE-R002	3	0.396	96.5	1.5	2.0	NAD	NAD
Location: R / Auditorium Roof - (Black) Top Layer - Iso. Insulation Hot Mop Adhesive (Mechanical Flashing)								

Analyzed by: Hongyan Ran
 Date: 11/12/2025



Reviewed by: John P. Koubiadis



**Quantitative Analysis (Semi/Full); Bulk Asbestos Analysis - PLM by Appd E to Subpt E, 40 CFR 763 or NYSDOH ELAP 198.1 for New York friable samples or NYSDOH ELAP 198.6 for New York NOB samples; TEM (Semi/Full) by EPA 600/R-93/116 (or NYSDOH ELAP 198.4; for New York samples). Analysis using Hitachi, Model H7000-Noran 7 System, Microscope, Serial #: 747-05-06. NAD = no asbestos detected during a quantitative analysis; NA = not analyzed; Trace = < 1%; (SOF-V) = Sprayed On Fireproofing containing Vermiculite; (SM-V) = Surfacing Material containing Vermiculite; Quantitation for beginning weights of <0.1 grams should be considered as qualitative only; Qualitative Analysis: Asbestos analysis results of "Present" or "NVA = No Visible Asbestos" represents results for Qualitative PLM or TEM Analysis only (no accreditation coverage available from any regulatory agency for qualitative analyses): NVLAP (PLM) 200546-0, NYSDOH ELAP Lab 11480, NJ Lab ID #NY031.

Warning Note: PLM limitation, only TEM will resolve fibers <0.25 micrometers in diameter. TEM bulk analysis is representative of the fine grained matrix material and may not be representative of non-uniformly dispersed debris for which PLM evaluation is recommended (i.e. soils and other heterogeneous materials).

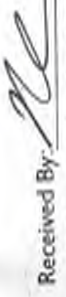

ASBESTOS ANALYSIS CHAIN OF CUSTODY

Lab Address:
AmeriSci New York
117 East 30th Street
New York, New York 10016
NVLAP #200546-01ELAP #11480
Ph. (212) 679-8600

225111505

KES PROJECT #: 0761.04825.3.A CLIENT: Highland Associated
 Project Description: OACSD 2025 Capital Project - Phase 4
 Project Location: Apalachin Elementary School
 Turn Around Time (TAT) CIRCLE ONE
 RUSH 12 HR. 24 HR. 48 HR. 3 DAY 5 DAY
 Collected By: G-Meyer Date: 11/5/25

Sample Id#	HA	Sample Location:	Color	Material Description:	Material Type (T,S,M)	PLM Friable ELAP 198.1	PLM NOB ELAP 198.6	TEM NOB ELAP 198.4
801-AE-R001	1	R - Gym Roof	Black	F - Floor Tile L - Linoleum M - Mastic PB - Plaster Base PS - Plaster Skim SR - Sheetrock PI - Pipe Insulation I - Insulation JC - Joint Compound WP - Wallpaper WI - Wiring P - Parging V - Vermiculite PI - Pipe Insulation DI - Duct Insulation	M	X	X	X
802-AE-R001	2	R -	Brown	Top Layer - Modified Rolled Roofing - main field - Fiberglass insulation	M	X	X	X
803-AE-R001	3	R -	Black	- Iso. insulation with Adhesive HOT MOP	M	X	X	X
804-AE-R001	4	R -	Black	Bottom Layer - Reinforced felt vapor barrier	M	X	X	X
805-AE-R001	5	R -	Green	- Tectum deck	M	X	X	X
806-AE-R001	1	R -	Black	Top Layer - Modified Rolled Roofing - Flashing	M	X	X	X
807-AE-R001	2	R -	Brown	- Fiberglass insulation	M	X	X	X
808-AE-R001	3	R -	Black	- Iso. insulation with Adhesive HOT MOP	M	X	X	X
809-AE-R001	4	R -	Black	Bottom Layer - Reinforced felt vapor barrier	M	X	X	X
810-AE-R001	5	R -	Green	- Tectum deck	M	X	X	X
811-AE-R001	6	R -	Grey	CAVICO METAL FLASHING	M	X	X	X
812-AE-R002	1	R - Auditorium Roof	Black	Top Layer - Modified Rolled Roofing - main field	M	X	X	X
813-AE-R002	2	R -	Brown	- Fiberglass insulation	M	X	X	X
814-AE-R002	3	R -	Black	Bottom Layer - Iso. insulation with Adhesive HOT MOP	M	X	X	X
815-AE-R002	6	R -	Grey	CAVICO METAL FLASHING	M	X	X	X

Page 1 of 2
 Date: 11/7/25
 Received By: 
 Released By:  Date: 11/6/25
 COMMENTS: Positive STOP for all the same HA's
 Send Electronic Copies To: tmarble@kecompanies.com, abean@kecompanies.com, kespo@kecompanies.com, rtiarnowski@kecompanies.com, ctarnowski@kecompanies.com, gmeyer@kecompanies.com, abegeal@kecompanies.com, cvalet@kecompanies.com, dtyler@kecompanies.com, rcampbell@kecompanies.com, mgriffin@kecompanies.com

Keystone Environmental Services
58 Exchange Street
Binghamton, New York 13901
Ph. (607) 723-5117
Fax. (607) 729-5154

ASBESTOS ANALYSIS CHAIN OF CUSTODY

#225111505
New York, New York 10016
NVLAP #200546-01ELAP #11480
Ph. (212) 679-8600

Lab Address:
AmertSci New York
117 East 30th Street

KES PROJECT #: 0761.04825.3-A

CLIENT: Highland Associates

Turn Around Time (TAT) CIRCLE ONE
RUSH 12 HR. 24 HR. 48 HR. 3 DAYS 5 DAY

Project Description: OACSD 2025 CAPITAL PROJECT - PHASE 4

Collected By: S. Meyer Date: 11/15/25

Project Location: APALACHIN ELEMENTARY SCHOOL

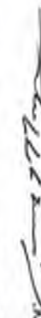
Sample Id#	HA	Sample Location: B - Basement 1 - First Floor 2 - Second Floor 3 - Third Floor A - Attic R - Roof E - Exterior	Color	F - Floor Tile L - Linoleum M - Mastic PB - Plaster Base PS - Plaster Skim SR - Sheetrock PI - Pipe Insulation I - Insulation	Material Description: JC - Joint Compound WP - Wallpaper WI - Wiring P - Parging V - Vermiculite PI - Pipe Insulation DI - Duct Insulation	Material Type (T,S,M)	PLM Friable ELAP 198.1	PLM NOB ELAP 198.6	TEM NOB ELAP 198.4
816-AE-ROO2	7	R - ADDITIONAL ROOF	Grey	Sealant & METAL FLASHING	CT - Ceiling Tile R - Roofing W - Window D - Door S - Siding FC - Flue Cement V - Vermiculite	M	X	X	X
817-AE-ROO2	7	R -	Grey	Sealant & METAL VENT PIPE		M	X	X	X
818-AE-ROO2	1	R -	Black	PAPER - Modified Rolled Roofing - Mechanical Flashing		M	X	X	X
819-AE-ROO2	2	R -	Brown	Fiberboard insulation -		M	X	X	X
820-AE-ROO2	3	R -	Black	EX. insulation with Adhesive		M	X	X	X

Date: 11/17/25 1315

Received By: 

COMMENTS: Positive STOP for all the same HA's

Date: 11/14/25

Released By: 
Send Electronic Copies To: tmarble@kecompanies.com, adear@kecompanies.com, kespe@keyscomp.com, rtarnowski@kecompanies.com, ctarnowski@kecompanies.com, mcampbell@kecompanies.com, rcampbell@kecompanies.com, dtyler@kecompanies.com, mgriffin@kecompanies.com, emeyer@kecompanies.com, abegza@keyscomp.com, cvalet@kecompanies.com



AmeriSci New York

117 EAST 30TH ST.
NEW YORK, NY 10016

TEL: (212) 679-8600 • FAX: (212) 679-3114

November 18, 2025

Keystone Material Testing, LLC
Attn: Tim Marble
58 Exchange Street
Binghamton, NY 13901

RE: Keystone Material Testing, LLC
Job Number 225112020
P.O. #0761.04825.3.A
0761.04825.3.A; Highland Associates; OACSD 2025 Capital Project - Phase 4 - Apalachin
Elementary School

Dear Tim Marble:

Enclosed are the results of Asbestos Analysis - Bulk Protocol of the following Keystone Material Testing, LLC samples, received at AmeriSci on Thursday, November 13, 2025, for a 5 day turnaround:

816-AE-R002, 817-AE-R002, 818-AE-R002, 819-AE-R002, 820-AE-R002, 821-AE-1001, 822-AE-1001, 823-AE-1001, 824-AE-1001, 825-AE-1001, 826-AE-1001, 827-AE-1002, 828-AE-1002, 829-AE-1003, 830-AE-1003, 831-AE-1003, 832-AE-1003, 833-AE-1004, 834-AE-1004, 835-AE-1004, 836-AE-1004, 837-AE-1004

The 22 samples, placed in zip lock bag, were shipped to AmeriSci via Fed Ex. Keystone Material Testing, LLC requested ELAP PLM/TEM analysis of these samples.

The results of the analyses which were performed following ELAP Protocols 198.1 PLM Friable and/or 198.6 for PLM NOB. ELAP Protocol 198.4 TEM NOB guidelines are presented within the Summary Table of this report. The presence of matrix reduction data in the Summary Table normally indicates an NOB sample. For NOB samples the individual matrix reduction, combined PLM and TEM analysis results are listed in the Summary Bulk Asbestos Analysis Results in Table I. Complete PLM results for individual samples are presented in the PLM Bulk Asbestos Report. Samples near 1% asbestos may be analyzed by EPA 400 pt ct method (EPA 600-M4-82-020). This combined report relates ONLY to sample analysis expressed as percent composition by weight and percent asbestos. This report must not be used to claim product endorsement or approval by these laboratories, NVLAP, ELAP or any other associated agency. This report must not be reproduced, except in full without the written approval of the laboratory. This report may contain specific data not covered by NVLAP or ELAP accreditations respectively, if so identified in relevant footnotes.

AmeriSci appreciates this opportunity to serve your organization. Please contact us for any further assistance or with any questions.

Sincerely,

Karol H. Lu

Analyst | Authorized Signatory



AmeriSci New York

117 EAST 30TH ST.
NEW YORK, NY 10016
TEL: (212) 679-8600 • FAX: (212) 679-3114

PLM Bulk Asbestos Report

Keystone Material Testing, LLC
Attn: Tim Marble
58 Exchange Street

Binghamton, NY 13901

Date Received 11/13/2025 **AmeriSci Job #** 225112020
Date Examined 11/17/25 **P.O. #**
ELAP # 11480 **Page** 1 of 4
RE: 0761.04825.3.A; Highland Associates; OACSD 2025 Capital Project
- Phase 4 - Apalachin Elementary School

Client No. / HGA	Lab No.	Asbestos Present	Total % Asbestos	Notes
816-AE-R002 7 Location: R / Auditorium Roof - (Grey) Sealant @ Metal Flashing Sample Not Submitted Analyst Description: Bulk Material Asbestos Types: Other Material:	225112020-01		NA	
817-AE-R002 7 Location: R / Auditorium Roof - (Grey) Sealant @ Metal Vent Pipe Sample Not Submitted Analyst Description: Bulk Material Asbestos Types: Other Material:	225112020-02		NA	
818-AE-R002 1 Location: R / Auditorium Roof - (Black) Top Layer - Modified Rolled Roofing (Mechanical Flashing) Sample Not Submitted Analyst Description: Bulk Material Asbestos Types: Other Material:	225112020-03		NA	
819-AE-R002 2 Location: R / Auditorium Roof - (Brown) Top Layer - Fiberboard Insulation (Mechanical Flashing) Sample Not Submitted Analyst Description: Bulk Material Asbestos Types: Other Material:	225112020-04		NA	
820-AE-R002 3 Location: R / Auditorium Roof - (Black) Top Layer - Iso. Insulation Hot Mop Adhesive (Mechanical Flashing) Sample Not Submitted Analyst Description: Bulk Material Asbestos Types: Other Material:	225112020-05		NA	

Client Name: Keystone Material Testing, LLC

PLM Bulk Asbestos Report0761.04825.3.A; Highland Associates; OACSD 2025 Capital Project -
Phase 4 - Apalachin Elementary School

Client No. / HGA	Lab No.	Asbestos Present	Total % Asbestos	Notes
821-AE-1001 8 Location: 1 / Cafeteria 88 - (White / Yellow) Mastic Of 6" Black Covebase Analyst Description: Cream, Homogeneous, Non-Fibrous, Bulk Material Asbestos Types: Other Material: Non-fibrous 6.6%	225112020-06	No	Inconclusive - NAD (NOB by NYS ELAP 198.6) by Khaalid W. Perine on 11/17/25	1
822-AE-1001 8 Location: 1 / Cafeteria 88 - (White / Yellow) Mastic Of 6" Black Covebase Analyst Description: Cream, Homogeneous, Non-Fibrous, Bulk Material Asbestos Types: Other Material: Non-fibrous 7.3%	225112020-07	No	Inconclusive - NAD (NOB by NYS ELAP 198.6) by Khaalid W. Perine on 11/17/25	1
823-AE-1001 9 Location: 1 / Cafeteria 88 - (Grey) Glazing Of 1' X 1' Door Window Analyst Description: Gray, Homogeneous, Non-Fibrous, Cementitious, Bulk Material Asbestos Types: Other Material: Non-fibrous 100%	225112020-08	No	NAD (by NYS ELAP 198.1) by Khaalid W. Perine on 11/17/25	
824-AE-1001 9 Location: 1 / Cafeteria 88 - (Grey) Glazing Of 1' X 1' Door Window Analyst Description: Gray, Homogeneous, Non-Fibrous, Cementitious, Bulk Material Asbestos Types: Other Material: Non-fibrous 100%	225112020-09	No	NAD (by NYS ELAP 198.1) by Khaalid W. Perine on 11/17/25	
825-AE-1001 10 Location: 1 / Cafeteria 88 - (White) 2' X 4' Solid Faced Acoustical Panels @ Wall Analyst Description: White/Gray, Homogeneous, Non-Fibrous, Bulk Material Asbestos Types: Other Material: Fibrous glass 5.0%, Non-fibrous 20%	225112020-10	No	Inconclusive - NAD (NOB by NYS ELAP 198.6) by Khaalid W. Perine on 11/17/25	1
826-AE-1001 10 Location: 1 / Cafeteria 88 - (White) 2' X 4' Solid Faced Acoustical Panels @ Wall Analyst Description: White/Gray, Homogeneous, Non-Fibrous, Bulk Material Asbestos Types: Other Material: Fibrous glass 5.0%, Non-fibrous 23%	225112020-11	No	Inconclusive - NAD (NOB by NYS ELAP 198.6) by Khaalid W. Perine on 11/17/25	1
827-AE-1002 11 Location: 1 / Storage 89 - (Grey) Mortar Patching @ AHU Steel Analyst Description: Gray, Homogeneous, Non-Fibrous, Cementitious, Bulk Material Asbestos Types: Other Material: Non-fibrous 100%	225112020-12	No	NAD (by NYS ELAP 198.1) by Khaalid W. Perine on 11/17/25	

Client Name: Keystone Material Testing, LLC

PLM Bulk Asbestos Report0761.04825.3.A; Highland Associates; OACSD 2025 Capital Project -
Phase 4 - Apalachin Elementary School

Client No. / HGA	Lab No.	Asbestos Present	Total % Asbestos	Notes
828-AE-1002 11 Location: 1 / Storage 89 - (Grey) Mortar Patching @ AHU Steel Analyst Description: Gray, Homogeneous, Non-Fibrous, Cementitious, Bulk Material Asbestos Types: Other Material: Non-fibrous 100%	225112020-13	No	NAD (by NYS ELAP 198.1) by Khaalid W. Perine on 11/17/25	
829-AE-1003 12 Location: 1 / Music Rm 106 - (Brown) Mastic Of 4" Tan Covebase Analyst Description: Dark Brown, Homogeneous, Non-Fibrous, Bulk Material Asbestos Types: Other Material: Non-fibrous 42%	225112020-14	No	Inconclusive - NAD (NOB by NYS ELAP 198.6) by Khaalid W. Perine on 11/17/25	1
830-AE-1003 12 Location: 1 / Music Rm 106 - (Brown) Mastic Of 4" Tan Covebase Analyst Description: Dark Brown, Homogeneous, Non-Fibrous, Bulk Material Asbestos Types: Other Material: Non-fibrous 45%	225112020-15	No	Inconclusive - NAD (NOB by NYS ELAP 198.6) by Khaalid W. Perine on 11/17/25	1
831-AE-1003 13 Location: 1 / Music Rm 106 - (Tan) Drywall Substrate Of 12 X 12 Splined Ceiling Analyst Description: Brown, Homogeneous, Non-Fibrous, Bulk Material Asbestos Types: Other Material: Cellulose 5.0%, Non-fibrous 95%	225112020-16	No	NAD (by NYS ELAP 198.1) by Khaalid W. Perine on 11/17/25	
832-AE-1003 13 Location: 1 / Music Rm 106 - (Tan) Drywall Substrate Of 12 X 12 Splined Ceiling Analyst Description: Brown, Homogeneous, Non-Fibrous, Bulk Material Asbestos Types: Other Material: Cellulose 5.0%, Non-fibrous 95%	225112020-17	No	NAD (by NYS ELAP 198.1) by Khaalid W. Perine on 11/17/25	
833-AE-1004 14 Location: 1 / Corridor 96 - (Off White) Ceiling Tile 2' X 2' - Newer - Pin-Holed Analyst Description: White/Beige, Homogeneous, Non-Fibrous, Bulk Material Asbestos Types: Other Material: Non-fibrous 28%	225112020-18	No	Inconclusive - NAD (NOB by NYS ELAP 198.6) by Khaalid W. Perine on 11/17/25	1
834-AE-1004 14 Location: 1 / Corridor 96 - (Off White) Ceiling Tile 2' X 2' - Newer - Pin-Holed Analyst Description: White/Beige, Homogeneous, Non-Fibrous, Bulk Material Asbestos Types: Other Material: Non-fibrous 28%	225112020-19	No	Inconclusive - NAD (NOB by NYS ELAP 198.6) by Khaalid W. Perine on 11/17/25	1

Client Name: Keystone Material Testing, LLC

PLM Bulk Asbestos Report

0761.04825.3.A; Highland Associates; OACSD 2025 Capital Project -
Phase 4 - Apalachin Elementary School

Client No. / HGA	Lab No.	Asbestos Present	Total % Asbestos	Notes
835-AE-1004 15 Location: 1 / Corridor 96 - (Silver Black) Pipe Insulation - F.G Jacketing / Bituminous Analyst Description: Silver/Black, Homogeneous, Non-Fibrous, Bulk Material Asbestos Types: Other Material: Non-fibrous 9.0%	225112020-20	No	Inconclusive - NAD (NOB by NYS ELAP 198.6) by Khaalid W. Perine on 11/17/25	1
836-AE-1004 15 Location: 1 / Corridor 96 - (Silver Black) Pipe Insulation - F.G Jacketing / Bituminous Analyst Description: Silver/Black, Homogeneous, Non-Fibrous, Bulk Material Asbestos Types: Other Material: Non-fibrous 7.8%	225112020-21	No	Inconclusive - NAD (NOB by NYS ELAP 198.6) by Khaalid W. Perine on 11/17/25	1
837-AE-1004 15 Location: 1 / Corridor 96 - (Silver Black) Pipe Insulation - F.G Jacketing / Bituminous Analyst Description: Silver/Black, Homogeneous, Non-Fibrous, Bulk Material Asbestos Types: Other Material: Non-fibrous 11%	225112020-22	No	Inconclusive - NAD (NOB by NYS ELAP 198.6) by Khaalid W. Perine on 11/17/25	1

Reporting Notes:

(1) NAD results by NYS 198.6 are inconclusive and are not considered non-ACM

Analyzed by: Khaalid W. Perine
Date: 11/17/2025



Reviewed by: Karol H. Lu



*NAD/NSD =no asbestos detected; NA =not analyzed; NA/PS=not analyzed/positive stop, (SOF-V) = Sprayed On Fireproofing containing Vermiculite; (SM-V) = Surfacing Material containing Vermiculite; PLM Bulk Asbestos Analysis using Nikon , Model Labophot Pol, Microscope, Serial #: 952062, by Appd E to Subpt E, 40 CFR 763 quantified by either CVES or 400 pt ct as noted for each analysis (NVLAP 200546-0), ELAP PLM Method 198.1 for NY friable samples, which includes the identification and quantitation of vermiculite, or ELAP 198.6 for NOB samples, or EPA 400 pt ct by EPA 600-M4-82-020 (NY ELAP Lab 11480); Note:PLM is not consistently reliable in detecting asbestos in floor coverings and similar non-friable organically bound materials. NAD or Trace results by PLM are inconclusive, TEM is currently the only method that can be used to determine if this material can be considered or treated as non asbestos-containing in NY State (also see EPA Advisory for floor tile, FR 59,146,38970,8/1/94) National Institute of Standards and Technology Accreditation requirements mandate that this report must not be reproduced except in full without the approval of the lab.This PLM report relates ONLY to the items tested. RI Cert AAL-094, CT Cert PH-0186, Mass Cert AA000054, NJ Lab ID #NY031.

_____END OF REPORT_____

Table I
Summary of Bulk Asbestos Analysis Results by NYS ELAP 198.4

0761.04825.3.A; Highland Associates; OACSD 2025 Capital Project - Phase 4 - Apalachin Elementary School

AmeriSci Sample #	Client Sample#	HG Area	NOB Sample Weight (gram)	NOB Heat Sensitive Organic %	NOB Acid Soluble Inorganic %	NOB Insoluble Non-Asbestos Inorganic %	** Asbestos % by PLM/DS	** Asbestos % by TEM
01	816-AE-R002	7	----	----	----	----	NA	NA
Location: R / Auditorium Roof - (Grey) Sealant @ Metal Flashing Sample Not Submitted								
02	817-AE-R002	7	----	----	----	----	NA	NA
Location: R / Auditorium Roof - (Grey) Sealant @ Metal Vent Pipe Sample Not Submitted								
03	818-AE-R002	1	----	----	----	----	NA	NA
Location: R / Auditorium Roof - (Black) Top Layer - Modified Rolled Roofing (Mechanical Flashing) Sample Not Submitted								
04	819-AE-R002	2	----	----	----	----	NA	NA
Location: R / Auditorium Roof - (Brown) Top Layer - Fiberboard Insulation (Mechanical Flashing) Sample Not Submitted								
05	820-AE-R002	3	----	----	----	----	NA	NA
Location: R / Auditorium Roof - (Black) Top Layer - Iso. Insulation Hot Mop Adhesive (Mechanical Flashing) Sample Not Submitted								
06	821-AE-1001	8	0.145	42.7	50.7	6.6	NAD	NAD
Location: 1 / Cafeteria 88 - (White / Yellow) Mastic Of 6" Black Covebase								
07	822-AE-1001	8	0.334	49.3	43.4	7.3	NAD	NAD
Location: 1 / Cafeteria 88 - (White / Yellow) Mastic Of 6" Black Covebase								
08	823-AE-1001	9	----	----	----	----	NAD	NA
Location: 1 / Cafeteria 88 - (Grey) Glazing Of 1' X 1' Door Window								
09	824-AE-1001	9	----	----	----	----	NAD	NA
Location: 1 / Cafeteria 88 - (Grey) Glazing Of 1' X 1' Door Window								
10	825-AE-1001	10	0.267	13.9	60.6	25.5	NAD	NAD
Location: 1 / Cafeteria 88 - (White) 2' X 4' Solid Faced Acoustical Panels @ Wall								
11	826-AE-1001	10	0.211	18.3	53.1	28.5	NAD	NAD
Location: 1 / Cafeteria 88 - (White) 2' X 4' Solid Faced Acoustical Panels @ Wall								
12	827-AE-1002	11	----	----	----	----	NAD	NA
Location: 1 / Storage 89 - (Grey) Mortar Patching @ AHU Steel								
13	828-AE-1002	11	----	----	----	----	NAD	NA
Location: 1 / Storage 89 - (Grey) Mortar Patching @ AHU Steel								
14	829-AE-1003	12	0.241	45.8	11.8	42.4	NAD	NAD
Location: 1 / Music Rm 106 - (Brown) Mastic Of 4" Tan Covebase								
15	830-AE-1003	12	0.249	41.6	12.5	45.9	NAD	NAD
Location: 1 / Music Rm 106 - (Brown) Mastic Of 4" Tan Covebase								
16	831-AE-1003	13	----	----	----	----	NAD	NA
Location: 1 / Music Rm 106 - (Tan) Drywall Substrate Of 12 X 12 Splined Ceiling								

Table I
Summary of Bulk Asbestos Analysis Results by NYS ELAP 198.4

0761.04825.3.A; Highland Associates; OACSD 2025 Capital Project - Phase 4 - Apalachin Elementary School

AmeriSci Sample #	Client Sample#	HG Area	NOB Sample Weight (gram)	NOB Heat Sensitive Organic %	NOB Acid Soluble Inorganic %	NOB Insoluble Non-Asbestos Inorganic %	** Asbestos % by PLM/DS	** Asbestos % by TEM
17	832-AE-1003	13	---	---	---	---	NAD	NA
Location: 1 / Music Rm 106 - (Tan) Drywall Substrate Of 12 X 12 Splined Ceiling								
18	833-AE-1004	14	0.187	16.4	54.8	28.8	NAD	NAD
Location: 1 / Corridor 96 - (Off White) Ceiling Tile 2' X 2' - Newer - Pin-Holed								
19	834-AE-1004	14	0.232	16.3	55.2	28.6	NAD	NAD
Location: 1 / Corridor 96 - (Off White) Ceiling Tile 2' X 2' - Newer - Pin-Holed								
20	835-AE-1004	15	0.232	88.7	2.2	9.0	NAD	NAD
Location: 1 / Corridor 96 - (Silver Black) Pipe Insulation - F.G Jacketing / Bituminous								
21	836-AE-1004	15	0.255	89.6	2.6	7.8	NAD	NAD
Location: 1 / Corridor 96 - (Silver Black) Pipe Insulation - F.G Jacketing / Bituminous								
22	837-AE-1004	15	0.265	88.2	0.5	11.3	NAD	NAD
Location: 1 / Corridor 96 - (Silver Black) Pipe Insulation - F.G Jacketing / Bituminous								

Analyzed by: Hongyan Ran
 Date: 11/18/2025



Reviewed by: Karol H. Lu



**Quantitative Analysis (Semi/Full): Bulk Asbestos Analysis - PLM by Appd E to Subpt E, 40 CFR 763 or NYSDOH ELAP 198.1 for New York friable samples or NYSDOH ELAP 198.6 for New York NOB samples; TEM (Semi/Full) by EPA 600/R-93/116 (or NYSDOH ELAP 198.4; for New York samples). Analysis using Hitachi, Model H7000-Noran 7 System, Microscope, Serial #: 747-05-06. NAD = no asbestos detected during a quantitative analysis; NA = not analyzed; Trace = < 1%; (SOF-V) = Sprayed On Fireproofing containing Vermiculite; (SM-V) = Surfacing Material containing Vermiculite; Quantitation for beginning weights of <0.1 grams should be considered as qualitative only; Qualitative Analysis: Asbestos analysis results of "Present" or "NVA = No Visible Asbestos" represents results for Qualitative PLM or TEM Analysis only (no accreditation coverage available from any regulatory agency for qualitative analyses): NVLAP (PLM) 200546-0, NYSDOH ELAP Lab 11480, NJ Lab ID #NY031.

Warning Note: PLM limitation, only TEM will resolve fibers <0.25 micrometers in diameter. TEM bulk analysis is representative of the fine grained matrix material and may not be representative of non-uniformly dispersed debris for which PLM evaluation is recommended (i.e. soils and other heterogeneous materials).

Keystone Environmental Services
58 Exchange Street
Binghamton, New York 13901
Ph. (607) 723-5117
Fax. (607) 729-5154

ASBESTOS ANALYSIS

CHAIN OF CUSTODY #225112020

Lab Address:
AmerSci New York
117 East 30th Street
New York, New York 10016
NVLAP #200546-01ELAP #11490
Ph. (212) 679-8600

KES PROJECT #: 0761.04825.3.A **CLIENT:** Highland Associates

Project Description: OACSD 2025 CAPITAL PROJECT - PHASE 4

Project Location: APALACHIN ELEMENTARY SCHOOL

Turn Around Time (TAT) CIRCLE ONE
RUSH 12 HR. 24 HR. 48 HR. 3 DAYS 5 DAY

Collected By: E. Meyer **Date:** 11/11/25

Sample Id#	HA	Sample Location:	Color	Material Description:		Material Type (T,S,M)	PLM Friable ELAP 198.1	PLM NOB ELAP 198.6	TEM NOB ELAP 198.4
				F - Floor Tile L - Linoleum M - Mastic PB - Plaster Base PS - Plaster Skim SR - Sheetrock PI - Pipe Insulation I - Insulation	JC - Joint Compound WP - Wallpaper WI - Wiring P - Parging V - Vermiculite FI - Pipe Insulation DI - Duct Insulation				
816-AE-ROO2	7	R - Auditorium ROOF	Grey	Sealant & METAL FLASHING	CT - Ceiling Tile R - Roofing W - Window D - Door S - Siding FC - Flue Cement V - Vermiculite	M	X	X	X
817-AE-ROO2	7	R -	Grey	Sealant & METAL VENT PIPE		M	X	X	X
818-AE-ROO2	1	R -	Black	TAPEX - Modified Rolled Roofing - Mechanical Flashing		M	X	X	X
819-AE-ROO2	2	R -	Black	- Fibreboard insulation - Hot nap		M	X	X	X
820-AE-ROO2	3	R -	Black Star Yellow	- ISO. insulation with Adhesive		M	X	X	X
821-AE-1001	8	1 - CATERIA 88	White	MASTIC OF 6" BLACK CONCRETE		M	X	X	X
822-AE-1001	8	1 -	White	MASTIC OF 6" BLACK CONCRETE		M	X	X	X
823-AE-1001	9	1 -	Grey	GLAZING OF 1x1' door window		M	X	X	X
824-AE-1001	9	1 -	Grey	GLAZING OF 1x1' door window		M	X	X	X
825-AE-1001	10	1 -	White	2'x4' Solid Faced Acoustical Panels @ wall		M	X	X	X
826-AE-1001	10	1 -	White	2'x4' Solid Faced Acoustical Panels @ wall		M	X	X	X
827-AE-1002	11	1 - Storage 89	Grey	MORTAR PATCHING @ AHU STEEL		M	X	X	X
828-AE-1002	11	1 -	Grey	MORTAR PATCHING @ AHU STEEL		M	X	X	X
829-AE-1003	12	1 - MUSIC Rm 106	Brown	MASTIC OF 4" TAN CONCRETE		M	X	X	X
830-AE-1003	12	1 -	Brown	MASTIC OF 4" TAN CONCRETE		M	X	X	X

COMMENTS: Positive STOP for all the same HA'S

Received By: *[Signature]* Date: 11/12/25

Received By: *[Signature]* Date: 11/12/25 11:00

Released By: *[Signature]* Date: 11/12/25

Send Electronic Copies To: tmarble@kecompanies.com, adean@kecompanies.com, kesp@keyscorp.com, rtarnowski@kecompanies.com, ctarnowski@kecompanies.com, gmeyer@kecompanies.com, abegeal@keyscorp.com, creleth@kecompanies.com, dtyler@kecompanies.com, rtcampbell@kecompanies.com, mgriffin@kecompanies.com

Keystone Environmental Services
58 Exchange Street
Binghamton, New York 13901
Ph. (607) 723-5117
Fax. (607) 729-5154

ASBESTOS ANALYSIS #225112020 CHAIN OF CUSTODY

Lab Address:
AmeriSci New York
117 East 30th Street
New York, New York 10016
NVLAP #200546-0ELAP #11480
Ph. (212) 679-8600

KES PROJECT #: 0761.04825.3.A **CLIENT:** Highland Associates

Project Description: OACSD 2025 CAPITAL PROJECT - PHASE 4

Project Location: Agalachim Elementary School

Turn Around Time (TAT) CIRCLE ONE
RUSH 12 HR. 24 HR. 48 HR. 3 DAY 5 DAY

Collected By: G Meyer **Date:** 11/12/26

Sample Id#	HA	Sample Location:	Color	Material Description:	Material Type (T,S,M)	PLM Friable ELAP 198.1	PLM NOB ELAP 198.6	TEM NOB ELAP 198.4
831-AE-1003	13	1 - Music Rm 106	Tan	JC - Joint Compound WP - Wallpaper WI - Wiring P - Parging V - Vermiculite PI - Pipe Insulation DI - Duct Insulation F - Floor Tile L - Linoleum M - Mastic PB - Plaster Base PS - Plaster Skim SR - Sheetrock PI - Pipe Insulation I - Insulation	M	X		
832-AE-1003	13	1 - ↓	Tan	Drywall Substrate of 12x12 Splayed Ceiling	M	X		
833-AE-1004	14	1 - Corridor 96	off white	Drywall Substrate of 12x12 Splayed Ceiling	M	✓	X	X
834-AE-1004	14	1 - Corridor 96	off white	Ceiling Tile 2x2 - Never - Pin-Holed	M	X	X	X
835-AE-1004	15	1 - Corridor 96	silver black	Ceiling Tile 2x2 - Never - Pin-Holed	T	X	X	X
836-AE-1004	15	1 - Corridor 96	silver black	Pipe Insulation - FG Jacketing, Bituminous	T	X	X	X
837-AE-1004	15	1 - Corridor 96	silver black	Pipe Insulation - FG Jacketing, Bituminous	T	X	X	X

COMMENTS: Positive STOP for all the same HA's

Released By: Chris Volek **Date:** 11/12/26

Received By: S. Herfich

Send Electronic Copies To: tmarble@kecompanies.com, afean@kecompanies.com, kespe@kecomp.com, riamowski@kecompanies.com, ctarnowski@kecompanies.com, gmeyer@kecompanies.com, abegeal@kecomp.com, cvafe@kecompanies.com, dtyler@kecompanies.com, rcampbell@kecompanies.com, mgriffin@kecompanies.com

Page 3 of 3
Date: 11/13/25 11:00

KEYSTONE NOTES:

#225112020

FOR CHAIN OF CUSTODY OF SAMPLES COLLECTED ON 11/11/25.

- ANALYZE SAMPLES 821 /822 AS (1) HOMOGENEOUS MATERIAL.
- SAMPLES 816 – 820 (FROM THIS COC) WERE PREVIOUSLY ANALYZED BY YOUR LAB. PLEASE ANALYZE SAMPLES 821 – 837.

THANKS



AmeriSci New York
117 EAST 30TH ST.
NEW YORK, NY 10016
TEL: (212) 679-8600 • FAX: (212) 679-3114

January 6, 2026

Keystone Material Testing, LLC
Attn: Tim Marble
58 Exchange Street
Binghamton, NY 13901

RE: Keystone Material Testing, LLC
Job Number 225122877
P.O. #0761.04825.3.A
0761.04825.3.A; Highland Associates; OACSD 2025 Capital Project Phase 4 - Apalachin
Elementary School

Dear Tim Marble:

Enclosed are the results of Asbestos Analysis - Bulk Protocol of the following Keystone Material Testing, LLC samples, received at AmeriSci on Monday, December 29, 2025, for a 5 day turnaround:

838-AE-1003, 839-AE-1004, 840-AE-1008, 841-AE-1008, 842-AE-1003, 843-AE-1003, 844-AE-1003, 845-AE-1003, 846-AE-1003, 847-AE-1003, 848-AE-1004, 849-AE-1004, 850-AE-1005, 851-AE-1005, 852-AE-1009, 853-AE-1009

The 16 samples, placed in zip lock bag, were shipped to AmeriSci via Fed Ex. Keystone Material Testing, LLC requested ELAP PLM/TEM analysis of these samples.

The results of the analyses which were performed following ELAP Protocols 198.1 PLM Friable and/or 198.6 for PLM NOB. ELAP Protocol 198.4 TEM NOB guidelines are presented within the Summary Table of this report. The presence of matrix reduction data in the Summary Table normally indicates an NOB sample. For NOB samples the individual matrix reduction, combined PLM and TEM analysis results are listed in the Summary Bulk Asbestos Analysis Results in Table I. Complete PLM results for individual samples are presented in the PLM Bulk Asbestos Report. Samples near 1% asbestos may be analyzed by EPA 400 pt ct method (EPA 600-M4-82-020). This combined report relates ONLY to sample analysis expressed as percent composition by weight and percent asbestos. This report must not be used to claim product endorsement or approval by these laboratories, NVLAP, ELAP or any other associated agency. This report must not be reproduced, except in full without the written approval of the laboratory. This report may contain specific data not covered by NVLAP or ELAP accreditations respectively, if so identified in relevant footnotes.

AmeriSci appreciates this opportunity to serve your organization. Please contact us for any further assistance or with any questions.

Sincerely,

A handwritten signature in black ink, appearing to read "John P. Koubiadis". The signature is fluid and cursive, written over a light grey rectangular background.

John P. Koubiadis
Asb. Mgr. | Authorized Signatory



AmeriSci New York

117 EAST 30TH ST.
 NEW YORK, NY 10016
 TEL: (212) 679-8600 • FAX: (212) 679-3114

PLM Bulk Asbestos Report

Keystone Material Testing, LLC
 Attn: Tim Marble
 58 Exchange Street
 Binghamton, NY 13901

Date Received 12/29/2025 **AmeriSci Job #** 225122877
Date Examined 01/02/26 **P.O. #**
ELAP # 11480 **Page** 1 of 3
RE: 0761.04825.3.A; Highland Associates; OACSD 2025 Capital Project
 Phase 4 - Apalachin Elementary School

Client No. / HGA	Lab No.	Asbestos Present	Total % Asbestos	Notes
838-AE-1003 16 Location: 1 Music Rm 106 - 12" x 12" Splined Ceiling Tile, White Analyst Description: White, Homogeneous, Fibrous, Bulk Material Asbestos Types: Other Material: Non-fibrous 49%	225122877-01	No	Inconclusive - NAD (NOB by NYS ELAP 198.6) by Bo Sun on 01/02/26	1
839-AE-1004 16 Location: 1 Corridor - 12" x 12" Splined Ceiling Tile, White Analyst Description: White, Homogeneous, Fibrous, Bulk Material Asbestos Types: Other Material: Non-fibrous 48%	225122877-02	No	Inconclusive - NAD (NOB by NYS ELAP 198.6) by Bo Sun on 01/02/26	1
840-AE-1008 17 Location: 1 Music Office - Soundproof Mastic @ Clock / Speaker, Black Analyst Description: Black, Homogeneous, Non-Fibrous, Bulk Material Asbestos Types: Chrysotile 9.0% Other Material: Non-fibrous 13%	225122877-03	Yes	9.0% (NOB by NYS ELAP 198.6) by Bo Sun on 01/02/26	
841-AE-1008 17 Location: 1 - Soundproof Mastic @ Clock / Speaker, Black Analyst Description: Bulk Material Asbestos Types: Other Material:	225122877-04		NA/PS	
842-AE-1003 18 Location: 1 Music Rm 106 - Caulk @ Exterior Wall Panel And CMU Wall, White Analyst Description: White, Homogeneous, Non-Fibrous, Bulk Material Asbestos Types: Other Material: Non-fibrous 42%	225122877-05	No	Inconclusive - NAD (NOB by NYS ELAP 198.6) by Bo Sun on 01/02/26	1
843-AE-1003 18 Location: 1 - Caulk @ Exterior Wall Panel And CMU Wall, White Analyst Description: White, Homogeneous, Non-Fibrous, Bulk Material Asbestos Types: Other Material: Non-fibrous 1.9%	225122877-06	No	Inconclusive - NAD (NOB by NYS ELAP 198.6) by Bo Sun on 01/02/26	1

See Reporting notes on last page

Client Name: Keystone Material Testing, LLC

PLM Bulk Asbestos Report0761.04825.3.A; Highland Associates; OACSD 2025 Capital Project
Phase 4 - Apalachin Elementary School

Client No. / HGA	Lab No.	Asbestos Present	Total % Asbestos	Notes
844-AE-1003 19 Location: 1 - Mastic @ Univent Cover, Black Analyst Description: Black, Homogeneous, Non-Fibrous, Bulk Material Asbestos Types: Other Material: Non-fibrous 7.4%	225122877-07	No	Inconclusive - NAD (NOB by NYS ELAP 198.6) by Bo Sun on 01/02/26	1
845-AE-1003 19 Location: 1 - Mastic @ Univent Cover, Black Analyst Description: Black, Homogeneous, Non-Fibrous, Bulk Material Asbestos Types: Other Material: Non-fibrous 11%	225122877-08	No	Inconclusive - NAD (NOB by NYS ELAP 198.6) by Bo Sun on 01/02/26	1
846-AE-1003 20 Location: 1 - Painted Fiberboard Inside Univent, Brown / White Analyst Description: Brown/White, Homogeneous, Non-Fibrous, Bulk Material Asbestos Types: Other Material: Non-fibrous 16%	225122877-09	No	Inconclusive - NAD (NOB by NYS ELAP 198.6) by Bo Sun on 01/02/26	1
847-AE-1003 20 Location: 1 - Painted Fiberboard Inside Univent, Brown / White Analyst Description: Brown/White, Homogeneous, Non-Fibrous, Bulk Material Asbestos Types: Other Material: Non-fibrous 17%	225122877-10	No	Inconclusive - NAD (NOB by NYS ELAP 198.6) by Bo Sun on 01/02/26	1
848-AE-1004 21 Location: 1 Corridor - Caulk @ Door Frame And CMU Wall, Grey Analyst Description: Gray, Homogeneous, Non-Fibrous, Bulk Material Asbestos Types: Chrysotile 4.8% Other Material: Non-fibrous 38%	225122877-11	Yes	4.8% (NOB by NYS ELAP 198.6) by Bo Sun on 01/02/26	
849-AE-1004 21 Location: 1 - Caulk @ Door Frame And CMU Wall, Grey Analyst Description: Bulk Material Asbestos Types: Other Material:	225122877-12		NA/PS	
850-AE-1005 22 Location: 1 Storage - Door Window Gasket, Black Analyst Description: Black, Homogeneous, Non-Fibrous, Bulk Material Asbestos Types: Other Material: Non-fibrous 8.9%	225122877-13	No	Inconclusive - NAD (NOB by NYS ELAP 198.6) by Bo Sun on 01/02/26	1

Client Name: Keystone Material Testing, LLC

PLM Bulk Asbestos Report

0761.04825.3.A; Highland Associates; OACSD 2025 Capital Project
Phase 4 - Apalachin Elementary School

Client No. / HGA	Lab No.	Asbestos Present	Total % Asbestos	Notes
851-AE-1005 22	225122877-14	No	Inconclusive - NAD (NOB by NYS ELAP 198.6) by Bo Sun on 01/02/26	1
Location: 1 Storage - Door Window Gasket, Black Analyst Description: Black, Homogeneous, Non-Fibrous, Bulk Material Asbestos Types: Other Material: Non-fibrous 12%				
852-AE-1009 23	225122877-15	No	Inconclusive - NAD (NOB by NYS ELAP 198.6) by Bo Sun on 01/02/26	1
Location: 1 Corridor 98.1 - Caulk @ Exterior Door, Brown Analyst Description: Brown, Homogeneous, Non-Fibrous, Bulk Material Asbestos Types: Other Material: Non-fibrous 4.6%				
853-AE-1009 23	225122877-16	No	Inconclusive - NAD (NOB by NYS ELAP 198.6) by Bo Sun on 01/02/26	1
Location: 1 Corridor 98.1 - Caulk @ Exterior Door, Brown Analyst Description: Brown, Homogeneous, Non-Fibrous, Bulk Material Asbestos Types: Other Material: Non-fibrous 5.1%				

Reporting Notes:

(1) NAD results by NYS 198.6 are inconclusive and are not considered non-ACM

Analyzed by: Bo Sun



Reviewed by: John P. Koubiadis



Date: 1/2/2026

*NAD/NSD =no asbestos detected; NA =not analyzed; NA/PS=not analyzed/positive stop, (SOF-V) = Sprayed On Fireproofing containing Vermiculite; (SM-V) = Surfacing Material containing Vermiculite; PLM Bulk Asbestos Analysis using Olympus, Model BH-2 Pol Scope, Microscope, Serial #: 229003, by Appd E to Subpt E, 40 CFR 763 quantified by either CVES or 400 pt ct as noted for each analysis (NVLAP 200546-0), ELAP PLM Method 198.1 for NY friable samples, which includes the identification and quantitation of vermiculite, or ELAP 198.6 for NOB samples, or EPA 400 pt ct by EPA 600-M4-82-020 (NY ELAP Lab 11480); Note:PLM is not consistently reliable in detecting asbestos in floor coverings and similar non-friable organically bound materials. NAD or Trace results by PLM are inconclusive, TEM is currently the only method that can be used to determine if this material can be considered or treated as non asbestos-containing in NY State (also see EPA Advisory for floor tile, FR 59,146,38970,8/1/94) National Institute of Standards and Technology Accreditation requirements mandate that this report must not be reproduced except in full without the approval of the lab. This PLM report relates ONLY to the items tested. RI Cert AAL-094, CT Cert PH-0186, Mass Cert AA000054, NJ Lab ID #NY031.

_____END OF REPORT_____

Table I
Summary of Bulk Asbestos Analysis Results by NYS ELAP 198.4

0761.04825.3.A; Highland Associates; OACSD 2025 Capital Project Phase 4 - Apalachin Elementary School

AmeriSci Sample #	Client Sample#	HG Area	NOB Sample Weight (gram)	NOB Heat Sensitive Organic %	NOB Acid Soluble Inorganic %	NOB Insoluble Non-Asbestos Inorganic %	** Asbestos % by PLM/DS	** Asbestos % by TEM
01	838-AE-1003	16	0.280	15.0	35.1	49.9	NAD	NAD
Location: 1 Music Rm 106 - 12" x 12" Splined Ceiling Tile, White								
02	839-AE-1004	16	0.218	17.6	34.1	48.3	NAD	NAD
Location: 1 Corridor - 12" x 12" Splined Ceiling Tile, White								
03	840-AE-1008	17	0.356	71.9	5.6	13.5	Chrysotile 9.0	NA
Location: 1 Music Office - Soundproof Mastic @ Clock / Speaker, Black								
04	841-AE-1008	17	0.426	67.2	6.5	26.3	NA/PS	NA
Location: 1 - Soundproof Mastic @ Clock / Speaker, Black								
05	842-AE-1003	18	0.264	28.2	29.2	42.6	NAD	NAD
Location: 1 Music Rm 106 - Caulk @ Exterior Wall Panel And CMU Wall, White								
06	843-AE-1003	18	0.270	28.1	70.0	1.9	NAD	NAD
Location: 1 - Caulk @ Exterior Wall Panel And CMU Wall, White								
07	844-AE-1003	19	0.220	75.5	17.1	7.4	NAD	NAD
Location: 1 - Mastic @ Univent Cover, Black								
08	845-AE-1003	19	0.145	76.4	12.4	11.2	NAD	NAD
Location: 1 - Mastic @ Univent Cover, Black								
09	846-AE-1003	20	0.235	81.1	2.6	16.3	NAD	NAD
Location: 1 - Painted Fiberboard Inside Univent, Brown / White								
10	847-AE-1003	20	0.197	80.1	2.9	17.0	NAD	NAD
Location: 1 - Painted Fiberboard Inside Univent, Brown / White								
11	848-AE-1004	21	0.309	35.7	21.1	38.4	Chrysotile 4.8	NA
Location: 1 Corridor - Caulk @ Door Frame And CMU Wall, Grey								
12	849-AE-1004	21	0.421	32.5	24.5	43.0	NA/PS	NA
Location: 1 - Caulk @ Door Frame And CMU Wall, Grey								
13	850-AE-1005	22	0.251	65.8	25.3	8.9	NAD	NAD
Location: 1 Storage - Door Window Gasket, Black								
14	851-AE-1005	22	0.221	66.4	21.5	12.1	NAD	NAD
Location: 1 Storage - Door Window Gasket, Black								
15	852-AE-1009	23	0.258	75.4	20.0	4.6	NAD	NAD
Location: 1 Corridor 98.1 - Caulk @ Exterior Door, Brown								
16	853-AE-1009	23	0.302	76.4	18.4	5.1	NAD	NAD
Location: 1 Corridor 98.1 - Caulk @ Exterior Door, Brown								

Client Name: Keystone Material Testing, LLC

Table I

Summary of Bulk Asbestos Analysis Results by NYS ELAP 198.4

0761.04825.3.A; Highland Associates; OACSD 2025 Capital Project Phase 4 - Apalachin Elementary School

AmeriSci Sample #	Client Sample#	HG Area	NOB Sample Weight (gram)	NOB Heat Sensitive Organic %	NOB Acid Soluble Inorganic %	NOB Insoluble Non-Asbestos Inorganic %	** Asbestos % by PLM/DS	** Asbestos % by TEM
-------------------	----------------	---------	--------------------------	------------------------------	------------------------------	--	-------------------------	----------------------

Analyzed by: Hongyan Ran
Date: 1/3/2026



Reviewed by: John P. Koubiadis



**Quantitative Analysis (Semi/Full); Bulk Asbestos Analysis - PLM by Appd E to Subpt E, 40 CFR 763 or NYSDOH ELAP 198.1 for New York friable samples or NYSDOH ELAP 198.6 for New York NOB samples; TEM (Semi/Full) by EPA 600/R-93/116 (or NYSDOH ELAP 198.4; for New York samples). Analysis using Hitachi, Model H7000-Noran 7 System, Microscope, Serial #: 747-05-06. NAD = no asbestos detected during a quantitative analysis; NA = not analyzed; Trace = < 1%; (SOF-V) = Sprayed On Fireproofing containing Vermiculite; (SM-V) = Surfacing Material containing Vermiculite; Quantitation for beginning weights of <0.1 grams should be considered as qualitative only; Qualitative Analysis: Asbestos analysis results of "Present" or "NVA = No Visible Asbestos" represents results for Qualitative PLM or TEM Analysis only (no accreditation coverage available from any regulatory agency for qualitative analyses): NVLAP (PLM) 200546-0, NYSDOH ELAP Lab 11480, NJ Lab ID #NYS031.

Warning Note: PLM limitation, only TEM will resolve fibers <0.25 micrometers in diameter. TEM bulk analysis is representative of the fine grained matrix material and may not be representative of non-uniformly dispersed debris for which PLM evaluation is recommended (i.e. soils and other heterogeneous materials).

Keystone Environmental Services
58 Exchange Street
Binghamton, New York 13901
Ph. (607) 723-5117
Fax. (607) 723-5154

ASBESTOS ANALYSIS

CHAIN OF CUSTODY # 225122877

Lab Address:
AmerSci New York
117 East 30th Street
New York, New York 10016
NVLAP #200546-01ELAP #11480
Ph. (212) 679-8600

KES PROJECT #: 0761.04825.3.A **CLIENT:** Highland Associates
Project Description: OACSD 2025 CAPITAL PROJECT - PHASE 4
Project Location: Appalachian Elementary School
Turn Around Time (TAT) CIRCLE ONE
 RUSH 12 HR. 24 HR. 48 HR. 3 DAYS 5 DAY
Collected By: G. Meyer **Date:** 12/23/25

Sample Id#	HA	Sample Location: B - Basement 1 - First Floor 2 - Second Floor 3 - Third Floor A - Attc R - Roof E - Exterior	Color	Material Description:										Material Type (T,S,M)	PLM Friable ELAP 198.1	PLM NOB ELAP 198.6	TEM NOB ELAP 198.4	
				F - Floor Tile L - Linoleum M - Mastic PB - Plaster Base PS - Plaster Skin SR - Sheetrock PI - Pipe Insulation I - Insulation	JC - Joint Compound WP - Wallpaper WI - Wiring P - Parging V - Vermiculite PI - Pipe Insulation DI - Duct Insulation	CT - Ceiling Tile R - Roofing W - Window D - Door S - Siding FC - Flue Cement V - Vermiculite												
838-AE-1003	16	1 - MUSIC RM 106	White	12" x 12" Splined Ceiling Tile														X
839-AE-1004	16	1 - Corridor	White	12" x 12" Splined Ceiling Tile														X
840-AE-1008	17	1 - Music Office	Black	Soundproof Mastic @ Clock/Speaker														X
841-AE-1008	17	1 -	Black	Soundproof Mastic @ Clock/Speaker														X
842-AE-1003	18	1 - MUSIC RM 106	White	CAULK @ Exterior Wall Panel and CMU Wall														X
843-AE-1003	18	1 -	White	CAULK @ Exterior Wall Panel and CMU Wall														X
844-AE-1003	19	1 -	Black	Mastic @ Joint Cover														X
845-AE-1003	19	1 -	Black	Mastic @ Joint Cover														X
846-AE-1003	20	1 -	Brown White	Painted Fiberboard inside Joint														X
847-AE-1003	20	1 -	Brown White	Painted Fiberboard inside Joint														X
848-AE-1004	21	1 - Corridor	Grey	CAULK @ door frame and CMU wall														X
849-AE-1004	21	1 -	Grey	CAULK @ door frame and CMU wall														X
850-AE-1005	22	1 - Storage	Black	Door Window Gasket														X
851-AE-1005	22	1 -	Black	Door Window Gasket														X
852-AE-1009	23	1 - Corridor 98.1	Brown	CAULK @ Exterior door														X

Date: 12/29/25 9:46

Received By: *[Signature]*
 Released By: *[Signature]* Date: 12/24/25
 * COMMENTS: Positive STOP for all the same HA's
 Released By: G... Date: 12/24/25
 Send Electronic Copies To: tmarrble@kecompanies.com, adean@kecompanies.com, hsespe@kecom.com, rtaimowski@kecompanies.com, ctarnowski@kecompanies.com, griffin@kecompanies.com, rcamptbell@kecompanies.com, dtyler@kecompanies.com, mgriffin@kecompanies.com, gmeyer@kecompanies.com, abegall@kecom.com, cvalde@kecompanies.com, rcamptbell@kecompanies.com, dtyler@kecompanies.com, mgriffin@kecompanies.com

Keystone Environmental Services
 58 Exchange Street
 Binghamton, New York 13901
 Ph. (607) 723-5117
 Fax. (607) 729-5154

ASBESTOS ANALYSIS

CHAIN OF CUSTODY 25122877

Lab Address:
 AmerSci New York
 117 East 30th Street
 New York, New York 10016
 NYLAP #200546-0/ELAP #11480
 Ph. (212) 679-8609

KES PROJECT #: 0761.04825.3.A **CLIENT:** Highland Associated

Project Description: OACSD 2025 Capital Project - Phase 4

Project Location: Apalachin Elementary School

Turn Around Time (TAT) CIRCLE ONE
 RUSH 12 HR. 24 HR. 48 HR. 3 DAY 5 DAY

Collected By: G. Meyer **Date:** 12/23/25

Sample Id#	HA	Sample Location: B - Basement 1 - First Floor 2 - Second Floor 3 - Third Floor A - Attic R - Roof E - Exterior	Color	Material Description:		Material Type (T,S,M)	PLM Friable ELAP 198.1	PLM NOB ELAP 198.6	TEM NOB ELAP 198.4
				F - Floor Tile L - Linoleum M - Mastic PB - Plaster Base PS - Plaster Skim SR - Sheetrock PI - Pipe Insulation I - Insulation	JC - Joint Compound WP - Wallpaper WI - Wiring P - Parging V - Vermiculite PI - Pipe Insulation DI - Duct Insulation				
853-AE-1009	Z3	1 - Corridor 98.1	Brown	CAULK @ Exterior door		M	X	X	X

*** COMMENTS:** Positive STOP for all the same HA's

Released By: G. Meyer Date: _____

Received By: J. Merkstick

Send Electronic Copies To: tmarble@kecompanies.com, adean@kecompanies.com, hespo@kecomp.com, rtarnowski@kecompanies.com, ctarnowski@kecompanies.com
 cvalek@kecompanies.com, ctaylor@kecompanies.com, rcampbell@kecompanies.com, mgriffin@kecompanies.com

Page 2 of 2 Date: 12/29/25 9:40

**APPENDIX D
INSPECTOR/LABORATORY LICENSES AND CERTIFICATIONS**

WE ARE YOUR DOL



DIVISION OF SAFETY & HEALTH LICENSE AND CERTIFICATE UNIT, STATE OFFICE CAMPUS, BLDG. 12, ALBANY, NY 12226

ASBESTOS HANDLING LICENSE

Keystone Material Testing, L.L.C. dba Enviro Testing
58 Exchange St., Binghamton, NY, 13901

License Number: 57448

License Class: RESTRICTED

Date of Issue: 01/31/2025

Expiration Date: 02/28/2026

Duly Authorized Representative: Richard J Tarnowski

This license has been issued in accordance with applicable provisions of Article 30 of the Labor Law of New York State and of the New York State Codes, Rules and Regulations (12 NYCRR Part 56). It is subject to suspension or revocation for a (1) serious violation of state, federal or local laws with regard to the conduct of an asbestos project, or (2) demonstrated lack of responsibility in the conduct of any job involving asbestos or asbestos material.


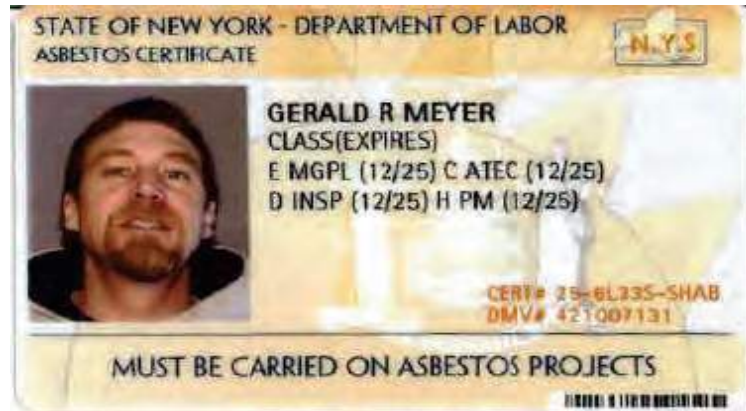
This license is valid only for the contractor named above and this license or a photocopy must be prominently displayed at the asbestos project worksite. This license verifies that all persons employed by the licensee on an asbestos project in New York State have been issued an Asbestos Certificate, appropriate for the type of work they perform, by the New York State Department of Labor.

Amy Phillips, Director
For the Commissioner of Labor

EXCELSIOR



NEW YORK STATE CERTIFICATION
AIR SAMPLE TECHNICIAN
ASBESTOS PROJECT MONITOR
ASBESTOS INSPECTOR





NEW YORK STATE CERTIFICATION

AIR SAMPLE TECHNICIAN
ASBESTOS PROJECT MONITOR
ASBESTOS INSPECTOR

STATE OF NEW YORK - DEPARTMENT OF LABOR
ASBESTOS CERTIFICATE



CHRIS VALEK
CLASS(EXPIRES)
C ATEC (12/26) D INSP (12/26)
H PM (12/26) I PD (12/26)

CERT# 25-611YR-SHAB
DM# 791080767

MUST BE CARRIED ON ASBESTOS PROJECTS

110001 10 11 000 000000 1 00

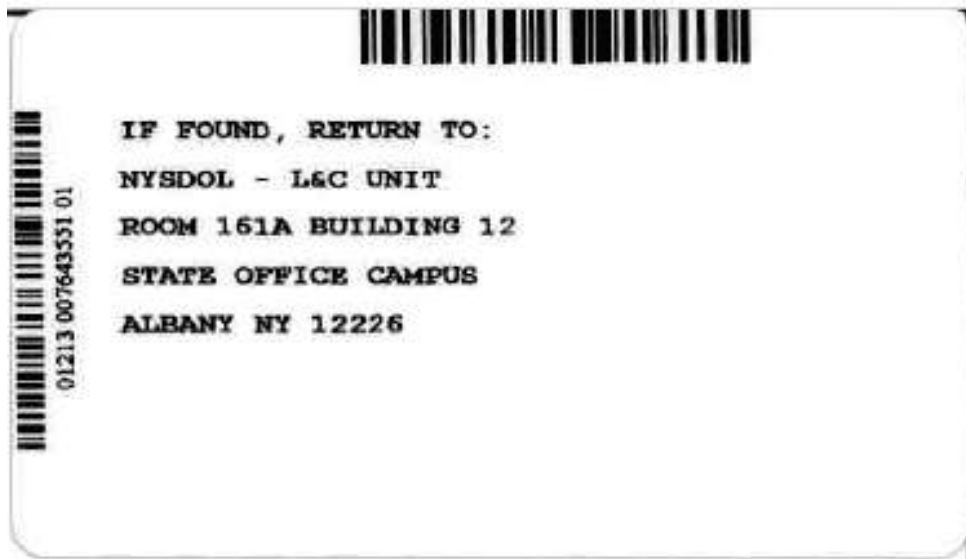
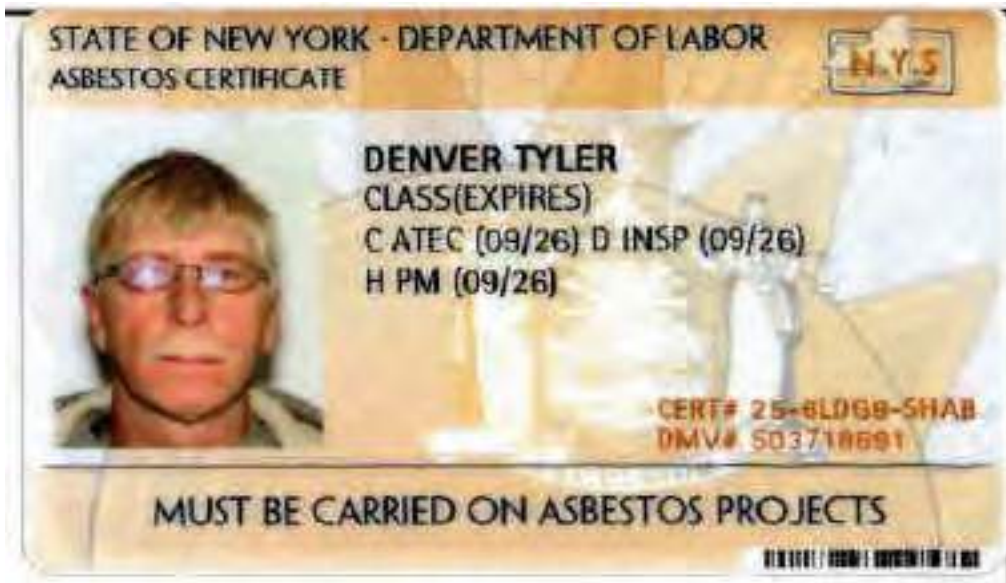


01213 007639039 06

IF FOUND, RETURN TO:
NYS DOL - L&C UNIT
ROOM 161A BUILDING 12
STATE OFFICE CAMPUS
ALBANY NY 12226




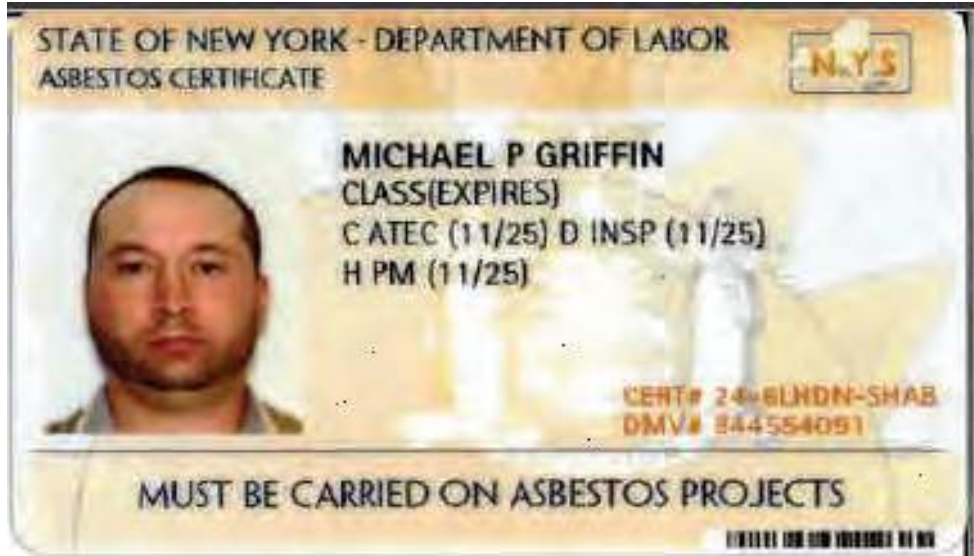
NEW YORK STATE CERTIFICATION
AIR SAMPLE TECHNICIAN
ASBESTOS PROJECT MONITOR
ASBESTOS INSPECTOR





NEW YORK STATE CERTIFICATION

AIR SAMPLE TECHNICIAN
ASBESTOS PROJECT MONITOR
ASBESTOS INSPECTOR





Department of Health

KATHY HOCHUL
Governor

JAMES V. McDONALD, M.D., M.P.H.
Commissioner

JOHANNE E. MORNE, M.S.
Executive Deputy Commissioner

LAB ID: 11480

April 01, 2025

MS. KAROL H. LU
AMERICA SCIENCE TEAM NEW YORK, INC
117 EAST 30TH ST
NEW YORK, NY 10016

Certificate Expiration Date:
April 01, 2026

Dear Ms. Lu,

Enclosed are certificate(s) of approval issued to your environmental laboratory for the current permit year. The certificate(s) supersede(s) any previously issued one(s) and is(are) in effect through the expiration date listed. Please carefully examine the certificate(s) to insure that the categories, subcategories, analytes, and methods for which your laboratory is approved are correct. In addition, verify that your laboratory's name, address, lead technical director, and identification number are accurate.

Pursuant to NYCRR Subpart 55-2.2, original certificates must be posted conspicuously in the laboratory and copies shall be made available to any client of the laboratory upon request.

Pursuant to NYCRR Subpart 55-2.6, any misrepresentation of the fields of accreditation (category - method - analyte) for which your laboratory is approved may result in denial, suspension, or revocation of your certification. Any use of the Environmental Laboratory Approval Program (ELAP) or National Environmental Laboratory Accreditation Program (NELAP) name, reference to the laboratory's approval status, and/or using the NELAP logo in any catalogs, advertising, business solicitations, proposals, quotations, laboratory analytical reports, or other materials must include the laboratory's ELAP identification number and distinguish between testing for which the laboratory is approved and testing for which the laboratory is not approved.

If you have any questions, please contact us at the Environmental Laboratory Approval Program, Wadsworth Center, New York State Department of Health, Empire State Plaza, Albany NY, 12237; by phone at (518) 485-5570; by facsimile at (518) 485-5568; and by email at elap@health.ny.gov.

Sincerely,

Amy J. Steuerwald, Ph.D.
Director, Environmental Laboratory Approval Program

NEW YORK STATE DEPARTMENT OF HEALTH
WADSWORTH CENTER



Expires 12:01 AM April 01, 2026
Issued April 01, 2025

CERTIFICATE OF APPROVAL FOR LABORATORY SERVICE

Issued in accordance with and pursuant to section 502 Public Health Law of New York State

*MS. KAROL H. LU
AMERICA SCIENCE TEAM NEW YORK, INC
117 EAST 30TH ST
NEW YORK, NY 10016*

NY Lab Id No: 11480

*is hereby APPROVED as an Environmental Laboratory for the category
ENVIRONMENTAL ANALYSES SOLID AND HAZARDOUS WASTE
All approved subcategories and/or analytes are listed below:*

Miscellaneous

Asbestos in Friable Material	Item 198.1 of Manual EPA 600/M4/82/020
Asbestos in Non-Friable Material-PLM	Item 198.6 of Manual (NOB by PLM)
Asbestos in Non-Friable Material-TEM	Item 198.4 of Manual



Serial No.: 70488

Property of the New York State Department of Health. Certificates are valid only at the address shown and must be conspicuously posted by the laboratory. Continued accreditation depends on the laboratory's successful ongoing participation in the Program. Consumers may verify a laboratory's accreditation status online at <https://apps.health.ny.gov/pubdoh/applinks/wc/elappublicweb/>, by phone (518) 485-5570 or by email to elap@health.ny.gov.

NEW YORK STATE DEPARTMENT OF HEALTH
WADSWORTH CENTER



Expires 12:01 AM April 01, 2026
Issued April 01, 2025

CERTIFICATE OF APPROVAL FOR LABORATORY SERVICE

Issued in accordance with and pursuant to section 502 Public Health Law of New York State

*MS. KAROL H. LU
AMERICA SCIENCE TEAM NEW YORK, INC
117 EAST 30TH ST
NEW YORK, NY 10016*

NY Lab Id No: 11480

*is hereby APPROVED as an Environmental Laboratory for the category
ENVIRONMENTAL ANALYSES AIR AND EMISSIONS
All approved subcategories and/or analytes are listed below:*

Miscellaneous

Asbestos	40 CFR 763 APX A No. III YAMATE, AGARWAL GIBB NIOSH 7402
Fibers	NIOSH 7400 A RULES



Serial No.: 70489

Property of the New York State Department of Health. Certificates are valid only at the address shown and must be conspicuously posted by the laboratory. Continued accreditation depends on the laboratory's successful ongoing participation in the Program. Consumers may verify a laboratory's accreditation status online at <https://apps.health.ny.gov/pubdoh/applinks/wc/elappublicweb/>, by phone (518) 485-5570 or by email to elap@health.ny.gov.

NEW YORK STATE DEPARTMENT OF HEALTH
WADSWORTH CENTER



Expires 12:01 AM April 01, 2026
Issued April 01, 2025

CERTIFICATE OF APPROVAL FOR LABORATORY SERVICE

Issued in accordance with and pursuant to section 502 Public Health Law of New York State

*MS. KAROL H. LU
AMERICA SCIENCE TEAM NEW YORK, INC
117 EAST 30TH ST
NEW YORK, NY 10016*

NY Lab Id No: 11480

*is hereby APPROVED as an Environmental Laboratory in conformance with the
National Environmental Laboratory Accreditation Conference Standards (2016) for the category
ENVIRONMENTAL ANALYSES POTABLE WATER
All approved analytes are listed below:*

Miscellaneous

Asbestos

EPA 100.2



Serial No.: 70487

Property of the New York State Department of Health. Certificates are valid only at the address shown and must be conspicuously posted by the laboratory. Continued accreditation depends on the laboratory's successful ongoing participation in the Program. Consumers may verify a laboratory's accreditation status online at <https://apps.health.ny.gov/pubdoh/applinks/wc/elappublicweb/>, by phone (518) 485-5570 or by email to elap@health.ny.gov.





A Division of Keystone Material Testing, LLC

Kenneth D. Ellsworth, P.E.
Managing Member

February 19, 2026

Ms. Cheryl Zondlo
Project Manager
Highland Associates
102 Highland Avenue
Clarks Summit, Pennsylvania 18411

Re: Lead Based Paint XRF Testing Report
Owego Apalachin Central School District
Capital Project Phase 4
Apalachin Elementary School
405 Pennsylvania Avenue
Apalachin, New York 13732
SED Project No. 60-06-01-06-0-008-018

Dear Mr. Zondlo:

Attached please find your "Lead Based Paint XRF Testing Report" for your above noted project site. Included in this report is the survey description, sampling protocol/assessment methods, XRF test results and identification of lead based paint, if present.

Please keep this report with your permanent records for the above noted site for future reference.

Thank you for allowing Keystone Environmental Services to participate in your environmental project. Please feel free to contact our office if you have any questions or require additional assistance.

Sincerely,

Timothy W. Marble
Director of Environmental Services
USEPA Lead Certification LBP-I-128291-4

Enclosures

T:\Projects\2025\0761 - Highland Associates\0761.04825\0761.04825.3 - Elementary\0761.04825.3D -Lead\Lead XRF\KES Letterhead_2020.docx

Corporate Office
58 Exchange Street
Binghamton, New York 13901
Phone: 607.723.5117 / 607.770.9098
Fax: 607.729.5154
E-mail: info@kescomp.com
www.kescomp.com



Lead-Based Paint XRF Testing Report

Prepared For:

Keystone Environmental
58 Exchange Street
Binghamton, NY 13091

Project:

Apalachin Elementary School
405 Pennsylvania Ave
Apalachin, NY 13732

Conducted by:

Daryl Heffron
LBP-R-121052-3

Eco-Testing Services, LLC.

213 Sydney Terrace
Newfield, NY 14867

2/10/2026



2/10/2026

To:

Gerald Meyer
Keystone Environmental
58 Exchange Street
Binghamton, NY 13091

RE: Apalachin Elementary School
405 Pennsylvania Ave
Apalachin, NY 13732

Dear Gerald:

On February 4, 2026, Eco-Testing Services conducted XRF testing for the presence of lead-based paint, as directed by Keystone Environmental, at the above captioned location.

The instruments were operated with the guidance from the Performance Characteristics Sheets published by the US Department of HUD and the results classified as positive or negative based the HUD action level of 1.00 mg/cm². Results less than 1.00 mg/cm² are considered negative and results greater than 1.00 mg/cm² are considered positive. For renovation purposes, as well as OSHA implications, it should be noted the lead present in levels less than 1.00 mg/cm² could generate dust that exceeds acceptable levels depending on the renovation or demolition being performed. For OSHA purposes, there are no accepted standards other than "zero" for lead content in surfaces that are affected so as to release lead in the form of dust. XRF readings at the lower end of the range (close to zero) are less likely to create toxic situations. XRF readings with negative prefixes correlate to very low lead levels in that particular surface. For conclusive, task-oriented results, contractors should follow all applicable OSHA requirements found in regulation 1926.62.

The walls in each space oriented in a clockwise fashion, with wall #1 oriented to the front of the building. Please refer to the building plans for clarification. An "NA" indicates that the room was not accessible during testing, and "NP" indicates that there were no painted surfaces within that space. During the testing procedures, Eco-Testing personnel were able to gain access to all of the designated spaces and tested the rooms that were requested.



Summary of Positive Findings

LOCATION ADDRESS: 405 Pennsylvania Ave, Apalachin, NY 13732

Positive test results for the presence of lead-based paint in concentrations equal to or greater than 1.00 mg/cm² are:

Positive components by substrate:

Building 1

Glazed Block: Wall (16)

If you have any questions regarding this report, please feel free to give us a call at any time.

Sincerely Yours,

A handwritten signature in black ink, appearing to read "Daryl Heffron". The signature is fluid and cursive, with a long horizontal stroke at the end.

Daryl Heffron Eco-Testing Services, LLC

Floor Plans

LEGEND:

XXX Bulk Sample Locations



OWEGO APALACHIN CSD
HAZARDOUS LEAD
 405 PENNSYLVANIA AVE. APALACHIN, NY
 APALACHIN ELEMENTARY SCHOOL FIRST FLOOR

NO.	REVISIONS AND DESCRIPTIONS	DATE

© Copyright 2026
 Keystone Environmental
 Services

WARNING:
 Each work area will be done in
 accordance with NYS Environmental
 Code Rule 61.56. Site Specific
 Variances and all other applicable
 regulations. All proposed
 deviations from the design shall
 be approved in writing by the
 Certified Project Designer.



58 Exchange Street
 Binghamton, New York 13901
 Phone: 607.723.5117
 Fax: 607.722.2515
 Email: info@keystone.com
 www.keystone.com

SHEET NO.
HL001
 PROJECT NO.
0761.04825.3D
 DATE: 01/09/2026
 CAD FILE NO.:

Daily Calibrations

Calibrations				
#	Date / Time	Type	Pass / Fail	mg/cm2
1	2/4/2026 14:59	Calibration	Pass	1
2	2/4/2026 14:59	Calibration	Pass	1
3	2/4/2026 14:59	Calibration	Pass	1
4	2/4/2026 14:59	Calibration	Pass	1
237	2/4/2026 17:20	Calibration	Pass	1
238	2/4/2026 17:20	Calibration	Pass	1
239	2/4/2026 17:20	Calibration	Pass	1.1
240	2/4/2026 17:20	Calibration	Pass	1
241	2/4/2026 17:42	Calibration	Pass	1.1
242	2/4/2026 17:42	Calibration	Pass	1.2
243	2/4/2026 17:42	Calibration	Pass	1
244	2/4/2026 17:42	Calibration	Pass	1.1
312	2/4/2026 18:38	Calibration	Pass	1.1
313	2/4/2026 18:38	Calibration	Pass	1.1
314	2/4/2026 18:38	Calibration	Pass	1.1
315	2/4/2026 18:38	Calibration	Pass	1.1



Summary

Summary Analysis							
#	Component	# Tested Negative	% Negative	# Tested Positive	% Positive	Total Tested	Total %
1	Bar Joist	1	100.00%	0	0.00%	1	100.00%
2	Ceiling	10	100.00%	0	0.00%	10	100.00%
3	Door	1	100.00%	0	0.00%	1	100.00%
4	Door Unit	8	100.00%	0	0.00%	8	100.00%
5	Radiator	2	100.00%	0	0.00%	2	100.00%
6	Unit Ventilator	1	100.00%	0	0.00%	1	100.00%
7	Wall	23	58.97%	16	41.03%	39	100.00%
8	Window Casing	2	100.00%	0	0.00%	2	100.00%
9	Window Unit	3	100.00%	0	0.00%	3	100.00%



Confirmed Positives

Confirmed Positives

Reading #	Room	#	Wall	Component	Substrate	Color	Results	mg/cm2
257	1011	2	Wall 1	Wall	Glazed Block	Green	Positive	1.1
258	1011	2	Wall 2	Wall	Glazed Block	Green	Positive	1.5
259	1011	2	Wall 3	Wall	Glazed Block	Green	Positive	1.5
260	1011	2	Wall 4	Wall	Glazed Block	Green	Positive	1.3
263	1011	3	Wall 1	Wall	Glazed Block	Green	Positive	1.8
264	1011	3	Wall 2	Wall	Glazed Block	Green	Positive	1.8
265	1011	3	Wall 3	Wall	Glazed Block	Green	Positive	3.4
266	1011	3	Wall 4	Wall	Glazed Block	Green	Positive	1.4
267	1014	4	Wall 1	Wall	Glazed Block	Green	Positive	1.2
268	1014	4	Wall 2	Wall	Glazed Block	Green	Positive	1.4
269	1014	4	Wall 3	Wall	Glazed Block	Green	Positive	2.8
270	1014	4	Wall 4	Wall	Glazed Block	Green	Positive	1.7
273	1016	5	Wall 1	Wall	Glazed Block	Green	Positive	1.5
274	1016	5	Wall 2	Wall	Glazed Block	Green	Positive	1.2
275	1016	5	Wall 3	Wall	Glazed Block	Green	Positive	1.4
276	1016	5	Wall 4	Wall	Glazed Block	Green	Positive	1.3



XRF Results

XRF & Labs								
Reading #	Room	#	Wall	Component	Substrate	Condition	Results	mg/cm2
245	1001	1	Wall 1	Wall	Plaster-Gypsum	White	Negative	0
246	1001	1	Wall 1	Radiator	Metal	Blue	Negative	0
247	1001	1	Wall 1	Window Unit	Metal	Black	Negative	0
248	1001	1	Wall 1	Window Casing	Metal	White	Negative	0
249	1001	1	Wall 1	Window Casing	Metal	White	Negative	0
250	1001	1	Wall 2	Door Unit	Metal	Black	Negative	0
251	1001	1	Wall 2	Wall	Plaster-Gypsum	Red	Negative	0
252	1001	1	Wall 3	Wall	Plaster-Gypsum	Blue	Negative	0
253	1001	1	Wall 3	Door Unit	Metal	Black	Negative	0.1
254	1001	1	Wall 4	Wall	Plaster-Gypsum	Red	Negative	0
255	1001	1	Wall 4	Ceiling	Metal	Gray	Negative	0
256	1001	1	Wall 4	Bar Joist	Metal	Brown	Negative	0
257	1011	2	Wall 1	Wall	Glazed Block	Green	Positive	1.1
258	1011	2	Wall 2	Wall	Glazed Block	Green	Positive	1.5
259	1011	2	Wall 3	Wall	Glazed Block	Green	Positive	1.5
260	1011	2	Wall 4	Wall	Glazed Block	Green	Positive	1.3
261	1011	2	Wall 4	Ceiling	Metal	Gray	Negative	0
262	1011	3	Wall 1	Ceiling	Metal	Gray	Negative	0
263	1011	3	Wall 1	Wall	Glazed Block	Green	Positive	1.8
264	1011	3	Wall 2	Wall	Glazed Block	Green	Positive	1.8
265	1011	3	Wall 3	Wall	Glazed Block	Green	Positive	3.4
266	1011	3	Wall 4	Wall	Glazed Block	Green	Positive	1.4
267	1014	4	Wall 1	Wall	Glazed Block	Green	Positive	1.2
268	1014	4	Wall 2	Wall	Glazed Block	Green	Positive	1.4
269	1014	4	Wall 3	Wall	Glazed Block	Green	Positive	2.8
270	1014	4	Wall 4	Wall	Glazed Block	Green	Positive	1.7
271	1014	4	Wall 4	Ceiling	Plaster-Gypsum	White	Negative	0
272	1016	5	Wall 4	Ceiling	Metal	Gray	Negative	0
273	1016	5	Wall 1	Wall	Glazed Block	Green	Positive	1.5
274	1016	5	Wall 2	Wall	Glazed Block	Green	Positive	1.2
275	1016	5	Wall 3	Wall	Glazed Block	Green	Positive	1.4
276	1016	5	Wall 4	Wall	Glazed Block	Green	Positive	1.3
277	1003	6	Wall 1	Wall	Masonry	Blue	Negative	0
278	1003	6	Wall 2	Wall	Plaster-Gypsum	White	Negative	0
279	1003	6	Wall 2	Door Unit	Metal	Brown	Negative	0
280	1003	6	Wall 2	Door	Metal	Brown	Negative	0
281	1003	6	Wall 2	Window Unit	Metal	Brown	Negative	0
282	1003	6	Wall 2	Unit Ventilator	Metal	Brown	Negative	0
283	1003	6	Wall 3	Wall	Masonry	Blue	Negative	0
284	1003	6	Wall 4	Wall	Plaster-Gypsum	White	Negative	0
285	1003	6	Wall 4	Door Unit	Metal	Black	Negative	0
286	1003	6	Wall 4	Ceiling	Plaster-Gypsum	White	Negative	0
287	1008	7	Wall 1	Ceiling	Plaster-Gypsum	White	Negative	0
288	1008	7	Wall 1	Wall	Plaster-Gypsum	White	Negative	0
289	1008	7	Wall 2	Wall	Plaster-Gypsum	White	Negative	0



XRF & Labs								
Reading #	Room	#	Wall	Component	Substrate	Condition	Results	mg/cm2
290	1008	7	Wall 2	Door Unit	Metal	Black	Negative	0
291	1008	7	Wall 3	Window Unit	Metal	Black	Negative	0.1
292	1008	7	Wall 3	Radiator	Metal	Brown	Negative	0.1
293	1008	7	Wall 3	Wall	Masonry	White	Negative	0
294	1008	7	Wall 4	Wall	Plaster-Gypsum	White	Negative	0
295	1005	8	Wall 1	Wall	Plaster-Gypsum	Blue	Negative	0
296	1005	8	Wall 1	Door Unit	Metal	Black	Negative	0.1
297	1005	8	Wall 2	Wall	Plaster-Gypsum	Blue	Negative	0
298	1005	8	Wall 4	Wall	Plaster-Gypsum	Blue	Negative	0
299	1005	8	Wall 4	Ceiling	Plaster-Gypsum	White	Negative	0
300	1006	9	Wall 1	Ceiling	Plaster-Gypsum	White	Negative	0
301	1006	9	Wall 1	Door Unit	Metal	Black	Negative	0.1
302	1006	9	Wall 1	Wall	Plaster-Gypsum	Green	Negative	0
303	1006	9	Wall 2	Wall	Plaster-Gypsum	Green	Negative	0
304	1006	9	Wall 3	Wall	Plaster-Gypsum	Green	Negative	0
305	1006	9	Wall 4	Wall	Plaster-Gypsum	Green	Negative	0
306	1004	10	Wall 1	Wall	Masonry	White	Negative	0
307	1004	10	Wall 2	Wall	Plaster-Gypsum	Blue	Negative	0
308	1004	10	Wall 3	Wall	Plaster-Gypsum	White	Negative	0
309	1004	10	Wall 4	Wall	Masonry	Blue	Negative	0
310	1004	10	Wall 4	Door Unit	Metal	Black	Negative	0.1
311	1004	10	Wall 4	Ceiling	Plaster-Gypsum	White	Negative	0



Confirmed Positive Component Types

1



Kitchen Areas Glazed Block Walls

Project: Keystone
Date: Feb 4, 2026, 6:13 PM
Creator: Daryl Heffron



Signature Page

The Individual listed below completed XRF testing at the
Apalachin Elementary School:

A handwritten signature in black ink, appearing to read "D. Heffron".

Daryl Heffron, Risk Assessor

United States Environmental Protection Agency

This is to certify that



Eco-Testing Services, LLC

has fulfilled the requirements of the Toxic Substances Control Act (TSCA) Section 402, and has received certification to conduct lead-based paint activities pursuant to 40 CFR Part 745.226

In the Jurisdiction of:

All EPA Administered Lead-based Paint Activities Program States, Tribes and Territories

This certification is valid from the date of issuance and expires February 06, 2028

LBP-F229091-2

Certification #

January 23, 2025

Issued On


A handwritten signature in black ink, appearing to read "Marc Edmonds", is written over a horizontal line.

Marc Edmonds, Chief

Risk Assessment Management Branch 2.

United States Environmental Protection Agency

This is to certify that



Daryl R Heffron

has fulfilled the requirements of the Toxic Substances Control Act (TSCA) Section 402, and has received certification to conduct lead-based paint activities pursuant to 40 CFR Part 745.226 as:

Risk Assessor

In the Jurisdiction of:

All EPA Administered Lead-based Paint Activities Program States, Tribes and Territories

This certification is valid from the date of issuance and expires March 30, 2027

LBP-R-121052-3

Certification #

February 07, 2024

Issued On



Ben Conetta, Chief

Chemicals and Multimedia Programs Branch



Performance Characteristic Sheet

EFFECTIVE DATE: February 1, 2022

MANUFACTURER AND MODEL:

Make: **SciAps**
 Models: **Model X-550**
 X-Ray Source: **Rhodium (Rh) or Gold (Au) Anode**

FIELD OPERATION GUIDANCE

ACTION LEVEL SETTING:

1.0 mg/cm²

OPERATING PARAMETERS:

Timed mode: fixed 10-second reading.

Quick mode: variable-time reading (approximately 2-6 seconds).

XRF CALIBRATION CHECK LIMITS:

0.8 to 1.2 mg/cm² (inclusive) on NIST SRM 2579 (1.02 mg/cm²)/NIST SRM 2573, or equivalent

SUBSTRATE CORRECTION:

Not applicable

INCONCLUSIVE RANGE OR THRESHOLD:

Au Anode (quick) READING DESCRIPTION	SUBSTRATE	THRESHOLD (mg/cm ²)
Results not corrected for substrate bias on any substrate	Brick	1.0
	Concrete	1.0
	Drywall	1.0
	Metal	1.0
	Plaster	1.0
	Wood	1.0
Rh Anode (Timed or Quick), Au Anode (Timed) READING DESCRIPTION	SUBSTRATE	THRESHOLD (mg/cm ²)
Results not corrected for substrate bias on any substrate	Brick	0.9
	Concrete	0.9
	Drywall	0.9
	Metal	0.9
	Plaster	0.9
	Wood	0.9

BACKGROUND INFORMATION

EVALUATION DATA SOURCE AND DATE:

This sheet is supplemental information to be used in conjunction with Chapter 7 of the HUD *Guidelines for the Evaluation and Control of Lead-Based Paint Hazards in Housing*, 2012 Edition ("HUD Guidelines"). Performance parameters shown on this sheet are calculated using test results on building components in the HUD archive. Testing was conducted on 146 test samples in February 2022, with two separate instruments of each Anode type, operated in both Timed and Quick modes.

OPERATING PARAMETERS

Performance parameters shown in this sheet are applicable only when properly operating the instrument using the manufacturer's instructions and procedures described in Chapter 7 of the HUD Guidelines.

XRF CALIBRATION CHECK:

The calibration of the XRF instrument should be checked using the paint film nearest 1.0 mg/cm² in the NIST Standard Reference Material (SRM) used (e.g., for NIST SRM 2579, use the 1.02 mg/cm² film; for NIST SRM 2579a, use film 2573 (1.04 mg/cm²)).

If the average (rounded to 1 decimal place) of three readings is outside the acceptable calibration check range, follow the manufacturer's instructions to bring the instrument into control before XRF testing proceeds.

EVALUATING THE QUALITY OF XRF TESTING:

Randomly select ten testing combinations for retesting from each house or from two randomly selected units in multifamily housing.

Conduct XRF re-testing at the ten testing combinations selected for retesting.

Determine if the XRF testing in the units or house passed or failed the test by applying the steps below. Compute the Retest Tolerance Limit by the following steps:

Determine XRF results for the original and retest XRF readings. In single-family and multi-family housing, a result is defined as a single reading. Therefore, there will be ten original and ten retest XRF results for each house or for the two selected units.

Calculate the average of the original XRF result and the retest XRF result for each testing combination.

Square the average for each testing combination.

Add the ten squared averages together. Call this quantity C.

Multiply the number C by 0.0072. Call this quantity D.

Add the number 0.032 to D. Call this quantity E.

Take the square root of E. Call this quantity F.

Multiply F by 1.645. The result is the Retest Tolerance Limit.

Compute the average of all ten original XRF readings.

Compute the average of all ten re-test XRF readings.

Find the absolute difference of the two averages.

If the difference is less than the Retest Tolerance Limit, the inspection has passed the retest. If the difference of the overall averages equals or exceeds the Retest Tolerance Limit, this

procedure should be repeated with ten new testing combinations. If the difference of the overall averages is equal to or greater than the Retest Tolerance Limit a second time, then the inspection should be considered deficient.

Use of this procedure is estimated to produce a spurious result approximately 1% of the time. That is, results of this procedure will call for further examination when no examination is warranted in approximately 1 out of 100 dwelling units tested.

TESTING TIMES:

The reading time in Archive tests was 10 seconds in Timed mode and from 2-6 seconds in Quick mode, for both the Rh Anode and Au Anode.

CLASSIFICATION OF RESULTS:

XRF results for the Au Anode in Quick mode are classified as **positive** if they are **greater than or equal** to 1.0 mg/cm² and **negative** if they are **less than** to 1.0 mg/cm². XRF results for the Au Anode in Timed mode and for the Rh Anode in Timed or Quick mode are classified as **positive** if they are **greater than or equal** to 0.9 mg/cm² and **negative** if they are **less than** to 0.9 mg/cm²

DOCUMENTATION:

A report titled *Methodology for XRF Performance Characteristic Sheets* (EPA 747-R-95-008) provides an explanation of the statistical methodology used to develop Performance Characteristic Sheets at the Federal standard (Action Level) of 1.0 mg/cm² and provides empirical results from using the recommended inconclusive ranges or thresholds for specific XRF instruments. The report may be downloaded at <http://www2.epa.gov/lead/methodology-xrf-performance-characteristic-sheets-epa-747-r-95-008-september-1997>.



A Division of Keystone Material Testing, LLC

Kenneth D. Ellsworth, P.E.
Managing Member

February 19, 2026

Ms. Cheryl Zondlo
Project Manager
Highland Associates
102 Highland Avenue
Clarks Summit, Pennsylvania 18411

Re: Limited Pre-Renovation Polychlorinated Biphenyls (PCB) Sampling Report
Owego Apalachin Central School District
Capital Project Phase 4
Apalachin Elementary School
405 Pennsylvania Avenue
Apalachin, New York 13732
SED Project No. 60-06-01-06-0-008-018

Dear Ms. Zondlo:

Attached please find your "Limited Pre-Renovation Polychlorinated Biphenyls (PCB) Sampling Report" for the project site referenced above. Included in this report are our survey description, sampling protocol/assessment methods, laboratory analysis results, and identification of any PCB containing materials present.

Please keep this report with your permanent records for the above noted site for future reference.

Thank you for allowing Keystone Environmental Services to participate in your environmental project. Please feel free to contact our office if you have any questions or require additional assistance.

Sincerely,

A handwritten signature in black ink that reads 'Timothy W. Marble'.

Timothy W. Marble
Director of Environmental Services

Enclosures

T:\Projects\2025\0761 - Highland Associates\0761.04825\0761.04825.3 - Elementary\0761.04825.3E - PCB\PCB\KES Letterhead_2020.docx

Corporate Office
58 Exchange Street
Binghamton, New York 13901
Phone: 607.723.5117 / 607.770.9098
Fax: 607.729.5154
E-mail: info@kescomp.com
www.kescomp.com

LIMITED PRE-RENOVATION POLYCHLORINATED BIPHENYLS (PCB) SAMPLING REPORT

**OWEGO APALACHIN CENTRAL SCHOOL DISTRICT
CAPITAL PROJECT PHASE 4
APALACHIN ELEMENTARY SCHOOL
405 PENNSYLVANIA AVENUE
APALACHIN, NEW YORK 13732
SED PROJECT NO. 60-06-01-06-0-008-018**

**PREPARED FOR:
MS. CHERYL ZONDLO
PROJECT MANAGER
HIGHLAND ASSOCIATES
102 HIGHLAND AVENUE
CLARKS SUMMIT, PENNSYLVANIA 18411**



58 Exchange Street, Binghamton, New York 13901 (607) 723-5117
© 2026 Keystone Environmental Services. All Rights Reserved

Section	Table of Contents	Page Number
1.	EXECUTIVE SUMMARY	1
2.	GENERAL PCB SURVEY INFORMATION	1
	2.1 Survey Description	1
	2.2 Building Description	2
3.	PCB GENERAL INFORMATION, SAMPLING PROCEDURES AND METHODS	2
	3.1 General Information	2
	3.2 General Sampling Procedures and Methods	3
	3.2.1 Open System Sampling	3
	3.2.2 Closed and Semi Closed System Sampling	3
	3.3 Limitations	4
4.	CERTIFICATION STATEMENT	4
 APPENDICES		
APPENDIX A	PCB Bulk Sample Results Summary Table and PCB Sample Location Drawing(s)	
APPENDIX B	PCB Bulk Sampling Laboratory Analytical Results	
APPENDIX C	Laboratory Licenses and Certifications	

I. EXECUTIVE SUMMARY

Keystone Environmental Services (KES) was retained by Highland Associates, to perform a Polychlorinated Biphenyls (PCB) Survey for the Apalachin Elementary School located at 405 Pennsylvania Avenue in Apalachin, New York. The purpose of this survey is to identify and assess, with due diligence, the locations and quantities of any open application of PCB containing materials that will be disturbed during renovations.

Each area of the exterior door caulk and exterior caulk at the plaster ceiling and poured concrete of the structure was thoroughly inspected by visual means to identify potential PCB containing materials. KES collected two (2) PCB samples. The PCB Results Summary Table and PCB Sample Location Drawing(s) are contained in Appendix A. PCB Sample Laboratory Analytical Results are contained in Appendix B.

None of the sampled items tested positive for PCBs or were found to contain PCB levels in concentrations greater than 50 parts per million (ppm).

2. GENERAL PCB SURVEY INFORMATION

2.1 Survey Description

Building Name/Address:	Apalachin Elementary School 405 Pennsylvania Avenue Apalachin, New York 13732
Owner's Name/Address:	Owego Apalachin Central School District 5 Sheldon Guile Boulevard Owego, New York 13827
Prepared For:	Ms. Cheryl Zondlo Project Manager Highland Associates
Survey Performed By:	Keystone Environmental Services 58 Exchange Street Binghamton, New York 13901
Certified Inspector(s):	Mr. Gerald Meyer
Date of Survey:	November 6, 2025
Laboratory:	Paradigm Environmental Services, Inc.

2.2 Building Description

Identified below is a general description of the structure inspected as part of this Limited pre-renovation survey for PCB containing materials:

Structure Type:	Elementary School
Building Floor Levels	1
Superstructure:	Concrete Masonry Block
Foundation:	Concrete
Roofing:	Rolled Roofing, EPDM
Exterior Surfaces:	Brick
General Condition of Structure:	Structure to be Renovated
Interior Floors:	Tile
Interior Walls:	Drywall
Interior Ceilings:	Tiles
Heating System:	Univents
Windows:	Aluminum
Doors:	Aluminum
Insulation:	Unknown
Out Buildings:	Not Included in Survey

3. PCB GENERAL INFORMATION, SAMPLING PROCEDURES AND METHODS

3.1 General Information

PCB's have been employed in a multitude of applications, many of which are still in use today. Some of these uses include dielectric fluids in electrical equipment, heat transfer fluids in mechanical operations, plasticizers, lubricants, inks, surface coatings and sealants. For report purposes, KES will identify and discuss PCB usage based on its presence in a closed, semi closed and/or open system.

Closed and semi-closed systems may contain PCB oils or fluids, which would typically be found in transformers, capacitors, light ballast, heat transfer systems, hydraulic systems and vacuum pumps.

Open system PCB use takes the form of the product it has been added to. These applications which typically include lubricants, plasticizers, sealants, surface coatings, inks, and adhesives are usually in direct contact with their surroundings and are easily transferred to adjacent building products and the general environment.

The Environmental Protection Agency (EPA) regulates PCBs and considers any debris generated from construction materials manufactured with PCBs derived from building renovation projects with a concentration of greater than 50 ppm, PCB bulk waste product. The toxic substances Control Act (TSCA) regulations (40 CFR Part 761) prescribe requirements for the proper management of PCB materials, including their handling and disposal. PCB bulk product waste at concentrations > 50 ppm must follow specific storage, transport and disposal requirements.

3.2 General Sampling Procedures and Methods

Identified below are Keystone Environmental Services' general sampling procedures and methods for open and closed and semi closed system PCB usage.

3.2.1 Open System Sampling

The USEPA defines "PCB Caulk" as caulk that contains PCBs at concentrations of 50 parts per million (ppm) or greater. For purposes of this survey report, sealants (i.e. caulks and glazing) were defined as "any semi-drying or slow drying plastic material used to seal joints or fill crevices around window frames or panes, doors or other building components; caulk does not include coatings, glazing varnishes or sealants that are or were applied as liquids" (U.S. EPA 2010a).

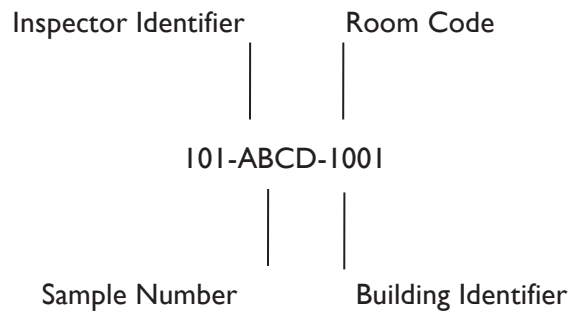
Keystone Environmental Services' approach to evaluating the open system presence of PCB sealants in the project area included a survey and sampling of suspect exterior sealant materials. Sealants which had been recently replaced (e.g. associated with recent window replacement) were not considered suspect since PCBs have been banned from production since 1978-1979. Once our visual survey in each area of the renovation area was complete, representative sealant samples were collected based on homogenous materials (i.e. color, location, age of the building area, use, and renovation/repair history). Samples were collected by physically removing sections of sealants using disposable stainless steel scalpels/utility knives. Sampling equipment was dedicated for each sample. Each sample was placed in a separate, pre-cleaned glass jar with a Teflon-lined cap.

3.2.2 Closed and Semi Closed System Sampling

The approach that Keystone Environmental Services used to evaluate the presence of PCB's in closed and semi-closed applications in the project areas include a visual inspection and sampling of suspect machine fluids, equipment oils and solids. Typical sampling locations for liquids are motor bearings (orifices from plugs or grease fittings) and gear boxes (oil fill or drain plugs). Solids would include light ballasts, old electrical equipment, cable insulation and other thermal insulations. Samples were collected by physically collecting fluids or solids and placing them in a separate, pre-cleaned glass jar with a Teflon lined lid. If liquids were not present or inaccessible, cotton swabs or gauze wipes were utilized to collect solid or liquid residues. Surface wipes samples using gauze wipes uses a template to outline sample area (typically 100 cm²). Wipe samples are also placed in a pre-cleaned glass jar with a Teflon lined lid.

Open System PCB samples were collected and containerized in accordance with USEPA protocols and sample methodology. Containers were properly labeled, preserved and placed in a cooler for transport by courier to Paradigm Environmental Services, Inc. (See Appendix C for laboratory certifications). Paradigm Environmental Services, Inc. is a NYSDOH ELAP-certified analytical laboratory for USEPA SW-846 Method 8082 analysis. Standard chain of custody procedures were followed.

Each sample is labeled in a manner that identifies the inspector, the sample number, building identifier, and the room code where the sample was taken. The example given below is representative of the system used for KES' reports:



KES collected two (2) PCB samples. The PCB Results Summary Table and PCB Sample Location Drawing(s) are contained in Appendix A. PCB Sample Laboratory Analytical Results are contained in Appendix B.

3.3 Limitations

It is the belief of KES inspectors that this survey was comprehensive in nature and the following limitations apply to this survey:


Only accessible areas within a structure are inspected for PCBs. Additional possible PCB containing sealants, fluids, fixtures, and solids may be discovered behind and within walls, above non-accessible ceilings, under floors, within pipe chases, etc. and should be considered as PCBs unless sampling/testing shows the material is non-PCB containing.

This Limited Pre-Renovation PCB Survey should not be construed to be a PCB Abatement Project Design.

4. CERTIFICATION STATEMENT

Keystone Environmental Services' report is based primarily on the results of visual site observations and a survey of building conditions. The reported analysis, opinions and conclusions are based on our scope of work and reviews of applicable historical, regulatory and site-specific information available to Keystone Environmental Services on the date of our inspection.

This report has been prepared exclusively for the use of the Owner and/or Client. No other parties are entitled to rely upon this report unless the express written consent of Keystone Environmental Services is first obtained.



Timothy W. Marble
Director of Environmental Services

APPENDIX A
PCB BULK SAMPLE SUMMARY RESULTS TABLE AND
PCB SAMPLE LOCATION DRAWING(S)

PCB Bulk Sampling Results Summary Table

Sample Number	Location	Floor Level	Type of Application O/C/SC	Component Use	Color	Analysis Results PPM/ug/100 cm ² mg/kg PCB	PCB Containing Y/N
801-AE-R002	Auditorium Roof	Roof	Open	Caulk at Metal Flashing	GRY	<2.66 mg/Kg	N
802-AE-R002	Auditorium Roof	Roof	Open	Caulk at Metal Vent Pipe	GRY	<3.18 mg/Kg	N

KEY

D – DOOR
 W-WINDOW
 C001 - CRAWLSPACE
 B001 - BASEMENT
 1001 - FIRST FLOOR
 2001 – SECOND FLOOR
 3001 –THIRD FLOOR
 A001 - ATTIC
 R001 - ROOF
 E001 – EXTERIOR

 GRY –GRY
 WH – WHITE
 BRN – BROWN
 BLK – BLACK
 YEL – YELLOW
 GRN – GREEN
 SIL – SILVER
 LT GRY – LIGHT GRAY

 PCB – POLYCHLORINATED BIPHENYL
 ug/100cm² - MICROGRAM(S) PER 100 SQUARE CENTIMETERS
 PPM – PARTS PER MILLION
 mg/kg – MILLIGRAM PER KILOGRAM
 Y – YES, PCB's
 N – NO PCB's
 O – OPEN APPLICATION
 C – CLOSED APPLICATION
 SC - SEMI CLOSED APPLICATION

**APPENDIX B
PCB BULK SAMPLING LABORATORY ANALYTICAL RESULTS**



PARADIGM
ENVIRONMENTAL, LLC.

November 21, 2025

Keystone Environmental Services
58 Exchange Street
Binghamton, NY 13746
Mr. Timothy Marble, Senior Environmental Scientist
(607) 723-5117

Re: Apalachin Elementary School; Reference #0761.04825.3.E: PCB Bulk Sampling & Analytical Services

Job Number: 3473-25S

Please See Enclosed Results

If you have any additional questions concerning this report, please do not hesitate to call Kathleen Joyce (Technical Director) at 315.455.2714 or email her at kjoyce@paradigmenvllc.com. Thank you.

Sincerely,

Lindsey Brannon

Lindsey Brannon
Paradigm Environmental, LLC.

CHAIN OF CUSTODY



REPORT TO: CLIENT: Paradigm Environmental Services ADDRESS: 50 E. Bourke Street CITY: Brighton STATE: NY ZIP: 14746 PHONE: 607-723-5117 ATTN: Mr. Timothy Marble, Senior Environmental Scientist		INVOICE TO: CLIENT: Same ADDRESS: CITY: STATE: ZIP: PHONE: ATTN:		LAB PROJECT ID 3473-253 Quotation #:	
PROJECT REFERENCE 0761.04825.3.E Apalachin Elementary School		Matrix Codes: AQ - Aqueous Liquid NQ - Non-Aqueous Liquid WA - Water WG - Groundwater DW - Drinking Water WW - Wastewater SO - Soil SL - Sludge SD - Solid PT - Paint WP - Wipe CK - Caulk OL - Oil AR - Air		Email: imarble@kecompanies.com, gmeyer@kecompanies.com, adean@kecompanies.com	

DATE COLLECTED	TIME COLLECTED	C O M P O S I T I O N	G R A D E	S A M P L E I D E N T I F I E R	M A T R I X I S O L D	C O U N T B A T E R I O R F S O L	REQUESTED ANALYSIS										REMARKS	PARADIGM LAB SAMPLE NUMBER		
							WA	WG	DW	WW	SO	SL	SD	PT	WP	CK			OL	AR
11-6-25	10:30am		X	801-AE-R002	ck	1	X											Caulk @ metal Flashing	23100	
11-6-25	10:40am		X	802-AE-R002	ck	1	X											Caulk @ metal Vent Pipe	01	

Turnaround Time Availability contingent upon lab approval, additional fees may apply.		Report Supplements	
Standard 5 day	<input type="checkbox"/>	None Required	<input type="checkbox"/>
10 day	<input checked="" type="checkbox"/>	Batch QC	<input type="checkbox"/>
Rush 3 day	<input type="checkbox"/>	Category A	<input type="checkbox"/>
Rush 2 day	<input type="checkbox"/>	Category B	<input type="checkbox"/>
Rush 1 day	<input type="checkbox"/>	Other	<input type="checkbox"/>
Other	<input type="checkbox"/>	(Please indicate package included)	

Gersid Meyer Sampled By 	11-05-25 10:30am Date/Time	Total Cost []
[] Relinquished By 	11/6/25 12:00pm Date/Time	
[] Received By 	11/6/25 11:55 Date/Time	P.I.F. []
[] Received @ Lab By	[] Date/Time	

By signing this form, client agrees to Paradigm Terms and Conditions (reverse).
 See additional page for sample conditions.



PARADIGM
ENVIRONMENTAL SERVICES, INC.

Analytical Report For
Paradigm Environmental LLC

For Lab Project ID

255244

Referencing

3473-25S 0761.04825.3.E Apalachin Elementary

Prepared

Thursday, November 20, 2025

Any noncompliant QC parameters or other notes impacting data interpretation are flagged or documented on the final report or are noted below.

Emily Laumen

Certifies that this report has been approved by the Technical Director or Designee

179 Lake Avenue • Rochester, NY 14608 • (585) 647-2530 • Fax (585) 647-3311 • ELAP ID# 10958

This report is part of a multipage document and should only be evaluated in its entirety. The Chain of Custody provides additional sample information, including compliance with the sample condition requirements upon receipt.

Report Prepared Thursday, November 20, 2025

Page 1 of 7



Client: **Paradigm Environmental LLC**

Project Reference: 3473-25S 0761.04825.3.E Apalachin Elementary

Sample Identifier: 801-AE-R002 Caulk @ Metal Flashing

Lab Sample ID: 255244-01

Date Sampled: 11/6/2025 10:30

Matrix: Caulk

Date Received 11/7/2025

PCBs

Analyte	Result	Units	Qualifier	Date Analyzed
PCB-1016	< 2.66	mg/Kg		11/10/2025 11:03
PCB-1221	< 2.66	mg/Kg		11/10/2025 11:03
PCB-1232	< 2.66	mg/Kg		11/10/2025 11:03
PCB-1242	< 2.66	mg/Kg		11/10/2025 11:03
PCB-1248	< 2.66	mg/Kg		11/10/2025 11:03
PCB-1254	< 2.66	mg/Kg		11/10/2025 11:03
PCB-1260	< 2.66	mg/Kg		11/10/2025 11:03
PCB-1262	< 2.66	mg/Kg		11/10/2025 11:03
PCB-1268	< 2.66	mg/Kg		11/10/2025 11:03

Surrogate	Percent Recovery	Limits	Outliers	Date Analyzed
Tetrachloro-m-xylene	83.5	10 - 110		11/10/2025 11:03

Method Reference(s): EPA 8082A

EPA 3546

Preparation Date: 11/7/2025

This report is part of a multipage document and should only be evaluated in its entirety. The Chain of Custody provides additional sample information, including compliance with the sample condition requirements upon receipt.



Client: Paradigm Environmental LLC

Project Reference: 3473-25S 0761.04825.3.E Apalachin Elementary

Sample Identifier: 802-AE-R002 Caulk @ Metal Vent Pipe

Lab Sample ID: 255244-02

Date Sampled: 11/6/2025 10:40

Matrix: Caulk

Date Received 11/7/2025

PCBs

Analyte	Result	Units	Qualifier	Date Analyzed
PCB-1016	< 3.18	mg/Kg		11/10/2025 11:17
PCB-1221	< 3.18	mg/Kg		11/10/2025 11:17
PCB-1232	< 3.18	mg/Kg		11/10/2025 11:17
PCB-1242	< 3.18	mg/Kg		11/10/2025 11:17
PCB-1248	< 3.18	mg/Kg		11/10/2025 11:17
PCB-1254	< 3.18	mg/Kg		11/10/2025 11:17
PCB-1260	< 3.18	mg/Kg		11/10/2025 11:17
PCB-1262	< 3.18	mg/Kg		11/10/2025 11:17
PCB-1268	< 3.18	mg/Kg		11/10/2025 11:17

Surrogate	Percent Recovery	Limits	Outliers	Date Analyzed
Tetrachloro-m-xylene	85.3	10 - 110		11/10/2025 11:17

Method Reference(s): EPA 8082A

EPA 3546

Preparation Date: 11/7/2025

This report is part of a multipage document and should only be evaluated in its entirety. The Chain of Custody provides additional sample information, including compliance with the sample condition requirements upon receipt.



Analytical Report Appendix

The reported results relate only to the samples as they have been received by the laboratory.

Each page of this document is part of a multipage report. This document may not be reproduced except in its entirety, without the prior consent of Paradigm Environmental Services, Inc.

All soil/sludge samples have been reported on a dry weight basis, unless qualified "reported as received". Other solids are reported as received.

Low level Volatiles blank reports for soil/solid matrix are based on a nominal 5 gram weight. Sample results and reporting limits are based on actual weight, which may be more or less than 5 grams.

The Chain of Custody provides additional information, including compliance with sample condition requirements upon receipt. Sample condition requirements are defined under the TNI 2016, sections 5.8.6 and 5.8.7

NYSDOH ELAP does not certify for all parameters. Paradigm Environmental Services or the indicated subcontracted laboratory does hold certification for all analytes where certification is offered by ELAP unless otherwise specified. Aliquots separated for certain tests, such as TCLP, are indicated on the Chain of Custody and final reports with an "A" suffix.

Data qualifiers are used, when necessary, to provide additional information about the data. This information may be communicated as a flag or as text at the bottom of the report. Please refer to the following list of analyte-specific, frequently used data flags and their meaning:

"<" = Analyzed for but not detected at or above the quantitation limit.

"E" = Result has been estimated, calibration limit exceeded.

"H" = Denotes a parameter analyzed outside of holding time.

"Z" = See case narrative.

"D" = Sample, Laboratory Control Sample, or Matrix Spike Duplicate results above Relative Percent Difference limit.

"M" = Matrix spike recoveries outside QC limits. Matrix bias indicated.

"B" = Method blank contained trace levels of analyte. Refer to included method blank report.

"J" = Result estimated between the quantitation limit and half the quantitation limit.

"L" = Laboratory Control Sample recovery outside accepted QC limits.

"P" = Concentration differs by more than 40% between the primary and secondary analytical columns.

"NC" = Not calculable. Applicable to RPD if sample or duplicate result is non-detect or estimated (see primary report for data flags). Applicable to MS if sample is greater or equal to ten times the spike added. Applicable to sample surrogates or MS if sample dilution is 10x or higher.

"" = Indicates any recoveries outside associated acceptance windows. Surrogate outliers in samples are presumed matrix effects. LCS demonstrates method compliance unless otherwise noted.*

"(1)" = Indicates data from primary column used for QC calculation.

"A" = denotes a parameter for which ELAP does not offer approval as part of their laboratory certification program.

"F" = denotes a parameter for which Paradigm does not carry certification, the results for which should therefore only be used where ELAP certification is not required, such as personal exposure assessment.

This report is part of a multipage document and should only be evaluated in its entirety. The Chain of Custody provides additional sample information, including compliance with the sample condition requirements upon receipt.

GENERAL TERMS AND CONDITIONS

LABORATORY SERVICES

These Terms and Conditions embody the whole agreement of the parties in the absence of a signed and executed contract between the Laboratory (LAB) and Client. They shall supersede all previous communications, representations, or agreements, either verbal or written, between the parties. The LAB specifically rejects all additional, inconsistent, or conflicting terms, whether printed or otherwise set forth in any purchase order or other communication from the Client to the LAB. The invalidity or unenforceability in whole or in part of any provision, term or condition hereof shall not affect in any way the validity or enforceability of the remainder of the Terms and Conditions. No waiver by LAB of any provision, term, or condition hereof or of any breach by or obligation of the Client hereunder shall constitute a waiver of such provision, term, or condition on any other occasion or a waiver of any other breach by or obligation of the Client. This agreement shall be administered and interpreted under the laws of the state which services are procured.

- Warranty.** Recognizing that the nature of many samples is unknown and that some may contain potentially hazardous components, LAB warrants only that it will perform testing services, obtain findings, and prepare reports in accordance with generally accepted analytical laboratory principles and practices at the time of performance of services. LAB makes no other warranty, express or implied.
- Scope and Compensation.** LAB agrees to perform the services described in the chain of custody to which these terms and conditions are attached. Unless the parties agree in writing to the contrary, the duties of LAB shall not be construed to exceed the services specifically described. LAB will use LAB default method for all tests unless specified otherwise on the Work Order. Payment terms are net 30 days from the date of invoice. All overdue payments are subject to an interest charge of one and one-half percent (1-1/2%) per month or a portion thereof. Client shall also be responsible for costs of collection, including payment of reasonable attorney fees if such expense is incurred. The prices, unless stated, do not include any sale, use or other taxes. Such taxes will be added to invoice prices when required.
- Prices.** Compensation for services performed will be based on the current Lab Analytical Fee Schedule or on quotations agreed to in writing by the parties. Turnaround time based charges are determined from the time of resolution of all work order questions. Testimony, court appearances or data compilation for legal action will be charged separately. Evaluation and reporting of initial screening runs may incur additional fees.
- Limitations of Liability.** In the event of any error, omission, or other professional negligence, the sole and exclusive responsibility of LAB shall be to re-perform the deficient work at its own expense and LAB shall have no other liability whatsoever. All claims shall be deemed waived unless made in writing and received by LAB within ninety (90) days following completion of services. LAB shall have no liability, obligation, or responsibility of any kind for losses, costs, expenses, or other damages (including but not limited to any special, direct, incidental or consequential damages) with respect to LAB's services or results. All results provided by LAB are strictly for the use of its clients and LAB is in no way responsible for the use of such results by clients or third parties. All reports should be considered in their entirety, and LAB is not responsible for the separation, detachment, or other use of any portion of these reports. Client may not assign the lab report without the written consent of the LAB. Client covenants and agrees, at its/his/her sole expense, to indemnify, protect, defend, and save harmless the LAB from and against any and all damages, losses, liabilities, obligations, penalties, claims, litigation, demands, defenses, judgments, suits, actions, proceedings, costs, disbursements and/or expenses (including, without limitation attorneys' and experts' fees and disbursements) of any kind whatsoever which may at any time be imposed upon, incurred by or asserted or awarded against client relating to, resulting from or arising out of (a) the breach of this agreement by this client, (b) the negligence of the client in handling, delivering or disclosing any hazardous substance, (c) the violation of the Client of any applicable law, (d) non-compliance by the Client with any environmental permit or (e) a material misrepresentation in disclosing the materials to be tested.
- Hazard Disclosure.** Client represents and warrants that any sample delivered to LAB will be preceded or accompanied by complete written disclosure of the presence of any hazardous substances known or suspected by Client. Client further warrants that any sample containing any hazardous substance that is to be delivered to LAB will be packaged, labeled, transported, and delivered properly and in accordance with applicable laws.
- Sample Handling.** Prior to LAB's acceptance of any sample (or after any revocation of acceptance), the entire risk of loss or of damage to such sample remains with Client. Samples are accepted when receipt is acknowledged on chain of custody documentation. In no event will LAB have any responsibility for the action or inaction of any carrier shipping or delivering any sample to or from LAB premises. Client authorizes LAB to proceed with the analysis of samples as received by the laboratory, recognizing that any samples not in compliance with all current DOH-ELAP-NELAP requirements for containers, preservation or holding time will be noted as such on the final report. Disposal of hazardous waste samples is the responsibility of the Client. If the Client does not wish such samples returned, LAB may add storage and disposal fees to the final invoice. Maximum storage time for samples is 30 days after completion of analysis unless modified by applicable state or federal laws. Client will be required to give the LAB written instructions concerning disposal of these samples. LAB reserves the absolute right, exercisable at any time, to refuse to receive delivery of, refuse to accept, or revoke acceptance of any sample, which, in the sole judgment of LAB (a) is of unsuitable volume, (b) may be or become unsuitable for or may pose a risk in handling, transport, or processing for any health, safety, environmental or other reason whether or not due to the presence in the sample of any hazardous substance, and whether or not such presence has been disclosed to LAB by Client or (c) if the condition or sample date make the sample unsuitable for analysis.
- Legal Responsibility.** LAB is solely responsible for performance of this contract, and no affiliated company, director, officer, employee, or agent shall have any legal responsibility hereunder, whether in contract or tort including negligence.
- Assignment.** LAB may assign its performance obligations under this contract to other parties, as it deems necessary. LAB shall disclose to Client any assignee (subcontractor) by ELAP ID # on the submitted final report.
- Force Majeure.** LAB shall have no responsibility or liability to the Client for any failure or delay in performance by LAB, which results in whole or in part from any cause or circumstance beyond the reasonable control of LAB. Such causes and circumstances shall include, but not limited to, acts of God, acts or orders of any government authority, strikes or other labor disputes, natural disasters, accidents, wars, civil disturbances, difficulties or delays in transportation, mail or delivery services, inability to obtain sufficient services or supplies from LAB's usual suppliers, or any other cause beyond LAB's reasonable control.
- Law.** This contract shall be continued under the laws of the State of New York without regard to its conflicts of laws provision.

This report is part of a multipage document and should only be evaluated in its entirety. The Chain of Custody provides additional sample information, including compliance with the sample condition requirements upon receipt.

Client: Paradigm Environmental LLC Completed by: [Signature]
 Lab Project ID: 255244 Date: 11/7/2015

Sample Condition Requirements
 Per NELAC/ELAP 210/241/242/243/244

Condition	NELAC compliance with the sample condition requirements upon receipt		
	Yes	No	N/A
Container Type	<input checked="" type="checkbox"/>	<input type="checkbox"/>	<input type="checkbox"/>
Comments	_____		
Transferred to method-compliant container	<input type="checkbox"/>	<input type="checkbox"/>	<input checked="" type="checkbox"/>
Headspace (<1 mL)	<input type="checkbox"/>	<input type="checkbox"/>	<input checked="" type="checkbox"/>
Comments	_____		
Preservation	<input type="checkbox"/>	<input type="checkbox"/>	<input checked="" type="checkbox"/>
Comments	_____		
Chlorine Absent (<0.10 ppm per test strip)	<input type="checkbox"/>	<input type="checkbox"/>	<input checked="" type="checkbox"/>
Comments	_____		
Holding Time	<input checked="" type="checkbox"/>	<input type="checkbox"/>	<input type="checkbox"/>
Comments	_____		
Temperature	<input type="checkbox"/>	<input checked="" type="checkbox"/>	<input type="checkbox"/>
Comments	<u>11°C</u> _____		
Compliant Sample Quantity/Type	<input checked="" type="checkbox"/>	<input type="checkbox"/>	<input type="checkbox"/>
Comments	_____ _____		

APPENDIX C
LABORATORY LICENSES & CERTIFICATIONS

NEW YORK STATE DEPARTMENT OF HEALTH
WADSWORTH CENTER



Expires 12:01 AM April 01, 2026
Issued April 01, 2025

CERTIFICATE OF APPROVAL FOR LABORATORY SERVICE

Issued in accordance with and pursuant to section 502 Public Health Law of New York State

MR. STEVE DEVITO
PARADIGM ENVIRONMENTAL SERVICES INC
179 LAKE AVENUE
ROCHESTER, NY 14608

NY Lab Id No: 10958

is hereby APPROVED as an Environmental Laboratory for the category
ENVIRONMENTAL ANALYSES AIR AND EMISSIONS
All approved subcategories and/or analytes are listed below:

Metals I

Lead, Total NIOSH 7303

Miscellaneous

Asbestos 40 CFR 763 APX A No. III

NIOSH 7402

Fibers NIOSH 7400 A RULES

Polychlorinated Biphenyls

PCBs and Aroclors NIOSH 5503

Serial No.: 70339

Property of the New York State Department of Health. Certificates are valid only at the address shown and must be conspicuously posted by the laboratory. Continued accreditation depends on the laboratory's successful ongoing participation in the Program. Consumers may verify a laboratory's accreditation status online at <https://apps.health.ny.gov/pubdoh/applinks/wc/elappublicweb/>, by phone (518) 485-5570 or by email to elap@health.ny.gov.

NEW YORK STATE DEPARTMENT OF HEALTH
WADSWORTH CENTER



Expires 12:01 AM April 01, 2026
Issued April 01, 2025

CERTIFICATE OF APPROVAL FOR LABORATORY SERVICE

Issued in accordance with and pursuant to section 502 Public Health Law of New York State

MR. STEVE DEVITO
PARADIGM ENVIRONMENTAL SERVICES INC
179 LAKE AVENUE
ROCHESTER, NY 14608

NY Lab Id No: 10958

*is hereby APPROVED as an Environmental Laboratory in conformance with the
National Environmental Laboratory Accreditation Conference Standards (2016) for the category
ENVIRONMENTAL ANALYSES NON POTABLE WATER
All approved analytes are listed below:*

Acrylates

Acrylonitrile EPA 8260C

Amines

1,2-Diphenylhydrazine EPA 8270D
2-Nitroaniline EPA 8270D
3-Nitroaniline EPA 8270D
4-Chloroaniline EPA 8270D
4-Nitroaniline EPA 8270D
Aniline EPA 625.1
EPA 8270D
Carbazole EPA 8270D
Pyridine EPA 625.1
EPA 8270D

Benzidines

3,3'-Dichlorobenzidine EPA 625.1
EPA 8270D
Benzidine EPA 625.1
EPA 8270D

Chlorinated Hydrocarbons

1,2,3-Trichlorobenzene EPA 8260C
1,2,4,5-Tetrachlorobenzene EPA 8270D
1,2,4-Trichlorobenzene EPA 625.1
EPA 8270D
2-Chloronaphthalene EPA 625.1
EPA 8270D
Hexachlorobenzene EPA 625.1
EPA 8270D

Serial No.: 70335

Property of the New York State Department of Health. Certificates are valid only at the address shown and must be conspicuously posted by the laboratory. Continued accreditation depends on the laboratory's successful ongoing participation in the Program. Consumers may verify a laboratory's accreditation status online at <https://apps.health.ny.gov/pubdoh/applinks/wc/elappublicweb/>, by phone (518) 485-5570 or by email to elap@health.ny.gov.



NEW YORK STATE DEPARTMENT OF HEALTH
WADSWORTH CENTER



Expires 12:01 AM April 01, 2026
Issued April 01, 2025

CERTIFICATE OF APPROVAL FOR LABORATORY SERVICE

Issued in accordance with and pursuant to section 502 Public Health Law of New York State

MR. STEVE DEVITO
PARADIGM ENVIRONMENTAL SERVICES INC
179 LAKE AVENUE
ROCHESTER, NY 14608

NY Lab Id No: 10958

*is hereby APPROVED as an Environmental Laboratory in conformance with the
National Environmental Laboratory Accreditation Conference Standards (2016) for the category
ENVIRONMENTAL ANALYSES NON POTABLE WATER
All approved analytes are listed below:*

Chlorinated Hydrocarbons

Hexachlorobutadiene	EPA 625.1 EPA 8270D
Hexachlorocyclopentadiene	EPA 625.1 EPA 8270D
Hexachloroethane	EPA 625.1 EPA 8270D

Fuel Oxygenates

Methyl tert-butyl ether	EPA 8260C EPA 624.1
tert-butyl alcohol	EPA 8260C EPA 624.1

Haloethers

2,2'-Oxybis(1-chloropropane)	EPA 625.1 EPA 8270D
4-Bromophenylphenyl ether	EPA 625.1 EPA 8270D
4-Chlorophenylphenyl ether	EPA 625.1 EPA 8270D
Bis(2-chloroethoxy)methane	EPA 625.1 EPA 8270D
Bis(2-chloroethyl)ether	EPA 625.1 EPA 8270D

Metals I

Barium, Total	EPA 200.7, Rev. 4.4 (1994) EPA 6010C
Cadmium, Total	EPA 200.7, Rev. 4.4 (1994)

Serial No.: 70335

Property of the New York State Department of Health. Certificates are valid only at the address shown and must be conspicuously posted by the laboratory. Continued accreditation depends on the laboratory's successful ongoing participation in the Program. Consumers may verify a laboratory's accreditation status online at <https://apps.health.ny.gov/pubdoh/applinks/wc/elappublicweb/>, by phone (518) 485-5570 or by email to elap@health.ny.gov.



NEW YORK STATE DEPARTMENT OF HEALTH
WADSWORTH CENTER



Expires 12:01 AM April 01, 2026
Issued April 01, 2025

CERTIFICATE OF APPROVAL FOR LABORATORY SERVICE

Issued in accordance with and pursuant to section 502 Public Health Law of New York State

MR. STEVE DEVITO
PARADIGM ENVIRONMENTAL SERVICES INC
179 LAKE AVENUE
ROCHESTER, NY 14608

NY Lab Id No: 10958

*is hereby APPROVED as an Environmental Laboratory in conformance with the
National Environmental Laboratory Accreditation Conference Standards (2016) for the category
ENVIRONMENTAL ANALYSES NON POTABLE WATER
All approved analytes are listed below:*

Metals I

Cadmium, Total	EPA 6010C
Calcium, Total	EPA 200.7, Rev. 4.4 (1994) EPA 6010C
Chromium, Total	EPA 200.7, Rev. 4.4 (1994) EPA 6010C
Copper, Total	EPA 200.7, Rev. 4.4 (1994) EPA 6010C
Iron, Total	EPA 200.7, Rev. 4.4 (1994) EPA 6010C
Lead, Total	EPA 200.7, Rev. 4.4 (1994) EPA 6010C
Magnesium, Total	EPA 200.7, Rev. 4.4 (1994) EPA 6010C
Manganese, Total	EPA 200.7, Rev. 4.4 (1994) EPA 6010C
Nickel, Total	EPA 200.7, Rev. 4.4 (1994) EPA 6010C
Potassium, Total	EPA 200.7, Rev. 4.4 (1994) EPA 6010C
Silver, Total	EPA 200.7, Rev. 4.4 (1994) EPA 6010C
Sodium, Total	EPA 200.7, Rev. 4.4 (1994) EPA 6010C

Metals II

Aluminum, Total	EPA 200.7, Rev. 4.4 (1994) EPA 6010C
Antimony, Total	EPA 200.7, Rev. 4.4 (1994)

Serial No.: 70335

Property of the New York State Department of Health. Certificates are valid only at the address shown and must be conspicuously posted by the laboratory. Continued accreditation depends on the laboratory's successful ongoing participation in the Program. Consumers may verify a laboratory's accreditation status online at <https://apps.health.ny.gov/pubdoh/applinks/wc/elappublicweb/>, by phone (518) 485-5570 or by email to elap@health.ny.gov.



NEW YORK STATE DEPARTMENT OF HEALTH
WADSWORTH CENTER



Expires 12:01 AM April 01, 2026
Issued April 01, 2025

CERTIFICATE OF APPROVAL FOR LABORATORY SERVICE

Issued in accordance with and pursuant to section 502 Public Health Law of New York State

MR. STEVE DEVITO
PARADIGM ENVIRONMENTAL SERVICES INC
179 LAKE AVENUE
ROCHESTER, NY 14608

NY Lab Id No: 10958

*is hereby APPROVED as an Environmental Laboratory in conformance with the
National Environmental Laboratory Accreditation Conference Standards (2016) for the category
ENVIRONMENTAL ANALYSES NON POTABLE WATER
All approved analytes are listed below:*

Metals II

Antimony, Total	EPA 6010C
Arsenic, Total	EPA 200.7, Rev. 4.4 (1994) EPA 6010C
Beryllium, Total	EPA 200.7, Rev. 4.4 (1994) EPA 6010C
Mercury, Total	EPA 245.1, Rev. 3.0 (1994) EPA 7470A
Selenium, Total	EPA 200.7, Rev. 4.4 (1994) EPA 6010C
Vanadium, Total	EPA 200.7, Rev. 4.4 (1994) EPA 6010C
Zinc, Total	EPA 200.7, Rev. 4.4 (1994) EPA 6010C

Metals III

Cobalt, Total	EPA 200.7, Rev. 4.4 (1994) EPA 6010C
Molybdenum, Total	EPA 200.7, Rev. 4.4 (1994) EPA 6010C
Thallium, Total	EPA 200.7, Rev. 4.4 (1994) EPA 6010C

Mineral

Hardness, Total	SM 2340B-2011
-----------------	---------------

Miscellaneous

Boron, Total	EPA 200.7, Rev. 4.4 (1994) EPA 6010C
Specific Conductance	SM 2510B-2011

Serial No.: 70335

Property of the New York State Department of Health. Certificates are valid only at the address shown and must be conspicuously posted by the laboratory. Continued accreditation depends on the laboratory's successful ongoing participation in the Program. Consumers may verify a laboratory's accreditation status online at <https://apps.health.ny.gov/pubdoh/applinks/wc/elappublicweb/>, by phone (518) 485-5570 or by email to elap@health.ny.gov.



NEW YORK STATE DEPARTMENT OF HEALTH
WADSWORTH CENTER



Expires 12:01 AM April 01, 2026
Issued April 01, 2025

CERTIFICATE OF APPROVAL FOR LABORATORY SERVICE

Issued in accordance with and pursuant to section 502 Public Health Law of New York State

MR. STEVE DEVITO
PARADIGM ENVIRONMENTAL SERVICES INC
179 LAKE AVENUE
ROCHESTER, NY 14608

NY Lab Id No: 10958

*is hereby APPROVED as an Environmental Laboratory in conformance with the
National Environmental Laboratory Accreditation Conference Standards (2016) for the category
ENVIRONMENTAL ANALYSES NON POTABLE WATER
All approved analytes are listed below:*

Nitroaromatics and Isophorone

2,4-Dinitrotoluene	EPA 625.1
	EPA 8270D
2,6-Dinitrotoluene	EPA 625.1
	EPA 8270D
Isophorone	EPA 625.1
	EPA 8270D
Nitrobenzene	EPA 625.1
	EPA 8270D

Nitrosoamines

N-Nitrosodimethylamine	EPA 625.1
	EPA 8270D
N-Nitrosodi-n-propylamine	EPA 625.1
	EPA 8270D
N-Nitrosodiphenylamine	EPA 625.1
	EPA 8270D

Organophosphate Pesticides

Atrazine	EPA 8270D
----------	-----------

Petroleum Hydrocarbons

Diesel Range Organics	EPA 8015D
-----------------------	-----------

Phthalate Esters

Benzyl butyl phthalate	EPA 625.1
	EPA 8270D
Bis(2-ethylhexyl) phthalate	EPA 625.1
	EPA 8270D
Diethyl phthalate	EPA 625.1
	EPA 8270D

Serial No.: 70335

Property of the New York State Department of Health. Certificates are valid only at the address shown and must be conspicuously posted by the laboratory. Continued accreditation depends on the laboratory's successful ongoing participation in the Program. Consumers may verify a laboratory's accreditation status online at <https://apps.health.ny.gov/pubdoh/applinks/wc/elappublicweb/>, by phone (518) 485-5570 or by email to elap@health.ny.gov.



NEW YORK STATE DEPARTMENT OF HEALTH
WADSWORTH CENTER



Expires 12:01 AM April 01, 2026
Issued April 01, 2025

CERTIFICATE OF APPROVAL FOR LABORATORY SERVICE

Issued in accordance with and pursuant to section 502 Public Health Law of New York State

MR. STEVE DEVITO
PARADIGM ENVIRONMENTAL SERVICES INC
179 LAKE AVENUE
ROCHESTER, NY 14608

NY Lab Id No: 10958

*is hereby APPROVED as an Environmental Laboratory in conformance with the
National Environmental Laboratory Accreditation Conference Standards (2016) for the category
ENVIRONMENTAL ANALYSES NON POTABLE WATER
All approved analytes are listed below:*

Phthalate Esters

Dimethyl phthalate	EPA 625.1
	EPA 8270D
Di-n-butyl phthalate	EPA 625.1
	EPA 8270D
Di-n-octyl phthalate	EPA 625.1
	EPA 8270D

Polychlorinated Biphenyls

Aroclor 1016 (PCB-1016)	EPA 8082A
	EPA 608.3
Aroclor 1221 (PCB-1221)	EPA 8082A
	EPA 608.3
Aroclor 1232 (PCB-1232)	EPA 8082A
	EPA 608.3
Aroclor 1242 (PCB-1242)	EPA 8082A
	EPA 608.3
Aroclor 1248 (PCB-1248)	EPA 8082A
	EPA 608.3
Aroclor 1254 (PCB-1254)	EPA 8082A
	EPA 608.3
Aroclor 1260 (PCB-1260)	EPA 8082A
	EPA 608.3
Aroclor 1262 (PCB-1262)	EPA 8082A
Aroclor 1268 (PCB-1268)	EPA 8082A

Polynuclear Aromatics

Acenaphthene	EPA 625.1
	EPA 8270D

Serial No.: 70335

Property of the New York State Department of Health. Certificates are valid only at the address shown and must be conspicuously posted by the laboratory. Continued accreditation depends on the laboratory's successful ongoing participation in the Program. Consumers may verify a laboratory's accreditation status online at <https://apps.health.ny.gov/pubdoh/applinks/wc/elappublicweb/>, by phone (518) 485-5570 or by email to elap@health.ny.gov.



NEW YORK STATE DEPARTMENT OF HEALTH
WADSWORTH CENTER



Expires 12:01 AM April 01, 2026
Issued April 01, 2025

CERTIFICATE OF APPROVAL FOR LABORATORY SERVICE

Issued in accordance with and pursuant to section 502 Public Health Law of New York State

MR. STEVE DEVITO
PARADIGM ENVIRONMENTAL SERVICES INC
179 LAKE AVENUE
ROCHESTER, NY 14608

NY Lab Id No: 10958

*is hereby APPROVED as an Environmental Laboratory in conformance with the
National Environmental Laboratory Accreditation Conference Standards (2016) for the category
ENVIRONMENTAL ANALYSES NON POTABLE WATER
All approved analytes are listed below:*

Polynuclear Aromatics

Acenaphthylene	EPA 625.1 EPA 8270D
Anthracene	EPA 625.1 EPA 8270D
Benzo(a)anthracene	EPA 625.1 EPA 8270D
Benzo(a)pyrene	EPA 625.1 EPA 8270D
Benzo(b)fluoranthene	EPA 625.1 EPA 8270D
Benzo(g,h,i)perylene	EPA 625.1 EPA 8270D
Benzo(k)fluoranthene	EPA 625.1 EPA 8270D
Chrysene	EPA 625.1 EPA 8270D
Dibenzo(a,h)anthracene	EPA 625.1 EPA 8270D
Fluoranthene	EPA 625.1 EPA 8270D
Fluorene	EPA 625.1 EPA 8270D
Indeno(1,2,3-cd)pyrene	EPA 625.1 EPA 8270D
Naphthalene	EPA 625.1 EPA 8270D
Phenanthrene	EPA 625.1

Serial No.: 70335

Property of the New York State Department of Health. Certificates are valid only at the address shown and must be conspicuously posted by the laboratory. Continued accreditation depends on the laboratory's successful ongoing participation in the Program. Consumers may verify a laboratory's accreditation status online at <https://apps.health.ny.gov/pubdoh/applinks/wc/elappublicweb/>, by phone (518) 485-5570 or by email to elap@health.ny.gov.



NEW YORK STATE DEPARTMENT OF HEALTH
WADSWORTH CENTER

1050-000001-0001
2025-04-01-0001



Expires 12:01 AM April 01, 2026
Issued April 01, 2025

CERTIFICATE OF APPROVAL FOR LABORATORY SERVICE

Issued in accordance with and pursuant to section 502 Public Health Law of New York State

MR. STEVE DEVITO
PARADIGM ENVIRONMENTAL SERVICES INC
179 LAKE AVENUE
ROCHESTER, NY 14608

NY Lab Id No: 10958

*is hereby APPROVED as an Environmental Laboratory in conformance with the
National Environmental Laboratory Accreditation Conference Standards (2016) for the category
ENVIRONMENTAL ANALYSES NON POTABLE WATER
All approved analytes are listed below:*

Polynuclear Aromatics

Phenanthrene	EPA 8270D
Pyrene	EPA 625.1
	EPA 8270D

Priority Pollutant Phenols

2,3,4,6 Tetrachlorophenol	EPA 8270D
2,4,5-Trichlorophenol	EPA 625.1
	EPA 8270D
2,4,6-Trichlorophenol	EPA 625.1
	EPA 8270D
2,4-Dichlorophenol	EPA 625.1
	EPA 8270D
2,4-Dimethylphenol	EPA 625.1
	EPA 8270D
2,4-Dinitrophenol	EPA 625.1
	EPA 8270D
2,6-Dichlorophenol	EPA 8270D
2-Chlorophenol	EPA 625.1
	EPA 8270D
2-Methyl-4,6-dinitrophenol	EPA 625.1
	EPA 8270D
2-Methylphenol	EPA 625.1
	EPA 8270D
2-Nitrophenol	EPA 625.1
	EPA 8270D
4-Chloro-3-methylphenol	EPA 625.1
	EPA 8270D
4-Methylphenol	EPA 625.1

Serial No.: 70335

Property of the New York State Department of Health. Certificates are valid only at the address shown and must be conspicuously posted by the laboratory. Continued accreditation depends on the laboratory's successful ongoing participation in the Program. Consumers may verify a laboratory's accreditation status online at <https://apps.health.ny.gov/pubdoh/applinks/wc/elappublicweb/>, by phone (518) 485-5570 or by email to elap@health.ny.gov.



NEW YORK STATE DEPARTMENT OF HEALTH
WADSWORTH CENTER

E. J. ...
...



Expires 12:01 AM April 01, 2026
Issued April 01, 2025

CERTIFICATE OF APPROVAL FOR LABORATORY SERVICE

Issued in accordance with and pursuant to section 502 Public Health Law of New York State

MR. STEVE DEVITO
PARADIGM ENVIRONMENTAL SERVICES INC
179 LAKE AVENUE
ROCHESTER, NY 14608

NY Lab Id No: 10958

*is hereby APPROVED as an Environmental Laboratory in conformance with the
National Environmental Laboratory Accreditation Conference Standards (2016) for the category
ENVIRONMENTAL ANALYSES NON POTABLE WATER
All approved analytes are listed below:*

Priority Pollutant Phenols

4-Methylphenol	EPA 8270D
4-Nitrophenol	EPA 625.1
	EPA 8270D
Cresols, Total	EPA 8270D
Pentachlorophenol	EPA 625.1
	EPA 8270D
Phenol	EPA 625.1
	EPA 8270D

Residue

Settleable Solids	SM 2540 F-2015
-------------------	----------------

Semi-Volatile Organics

1,1'-Biphenyl	EPA 8270D
1,2-Dichlorobenzene, Semi-volatile	EPA 8270D
1,3-Dichlorobenzene, Semi-volatile	EPA 8270D
1,4-Dichlorobenzene, Semi-volatile	EPA 8270D
2-Methylnaphthalene	EPA 8270D
Acetophenone	EPA 625.1
	EPA 8270D
Benzaldehyde	EPA 8270D
Benzoic Acid	EPA 8270D
Benzyl alcohol	EPA 8270D
Caprolactam	EPA 8270D
Dibenzofuran	EPA 8270D

Volatile Aromatics

1,2,4-Trichlorobenzene, Volatile	EPA 8260C
1,2,4-Trimethylbenzene	EPA 8260C

Serial No.: 70335

Property of the New York State Department of Health. Certificates are valid only at the address shown and must be conspicuously posted by the laboratory. Continued accreditation depends on the laboratory's successful ongoing participation in the Program. Consumers may verify a laboratory's accreditation status online at <https://apps.health.ny.gov/pubdoh/applinks/wc/elappublicweb/>, by phone (518) 485-5570 or by email to elap@health.ny.gov.



NEW YORK STATE DEPARTMENT OF HEALTH
WADSWORTH CENTER



Expires 12:01 AM April 01, 2026
Issued April 01, 2025

CERTIFICATE OF APPROVAL FOR LABORATORY SERVICE

Issued in accordance with and pursuant to section 502 Public Health Law of New York State

MR. STEVE DEVITO
PARADIGM ENVIRONMENTAL SERVICES INC
179 LAKE AVENUE
ROCHESTER, NY 14608

NY Lab Id No: 10958

*is hereby APPROVED as an Environmental Laboratory in conformance with the
National Environmental Laboratory Accreditation Conference Standards (2016) for the category*

ENVIRONMENTAL ANALYSES NON POTABLE WATER

All approved analytes are listed below:

Volatile Aromatics

1,2-Dichlorobenzene	EPA 8260C
	EPA 624.1
1,3,5-Trimethylbenzene	EPA 8260C
1,3-Dichlorobenzene	EPA 8260C
	EPA 624.1
1,4-Dichlorobenzene	EPA 8260C
	EPA 624.1
2-Chlorotoluene	EPA 8260C
4-Chlorotoluene	EPA 8260C
Benzene	EPA 8260C
	EPA 624.1
Bromobenzene	EPA 8260C
Chlorobenzene	EPA 8260C
	EPA 624.1
Ethyl benzene	EPA 8260C
	EPA 624.1
Isopropylbenzene	EPA 8260C
m/p-Xylenes	EPA 8260C
	EPA 624.1
Naphthalene, Volatile	EPA 8260C
n-Butylbenzene	EPA 8260C
n-Propylbenzene	EPA 8260C
o-Xylene	EPA 8260C
	EPA 624.1
p-Isopropyltoluene (P-Cymene)	EPA 8260C
sec-Butylbenzene	EPA 8260C
Styrene	EPA 8260C

Serial No.: 70335

Property of the New York State Department of Health. Certificates are valid only at the address shown and must be conspicuously posted by the laboratory. Continued accreditation depends on the laboratory's successful ongoing participation in the Program. Consumers may verify a laboratory's accreditation status online at <https://apps.health.ny.gov/pubdoh/applinks/wc/elappublicweb/>, by phone (518) 485-5570 or by email to elap@health.ny.gov.



NEW YORK STATE DEPARTMENT OF HEALTH
WADSWORTH CENTER



Expires 12:01 AM April 01, 2026
Issued April 01, 2025

CERTIFICATE OF APPROVAL FOR LABORATORY SERVICE

Issued in accordance with and pursuant to section 502 Public Health Law of New York State

MR. STEVE DEVITO
PARADIGM ENVIRONMENTAL SERVICES INC
179 LAKE AVENUE
ROCHESTER, NY 14608

NY Lab Id No: 10958

*is hereby APPROVED as an Environmental Laboratory in conformance with the
National Environmental Laboratory Accreditation Conference Standards (2016) for the category
ENVIRONMENTAL ANALYSES NON POTABLE WATER
All approved analytes are listed below:*

Volatile Aromatics

Styrene	EPA 624.1
tert-Butylbenzene	EPA 8260C
Toluene	EPA 8260C
	EPA 624.1
Total Xylenes	EPA 8260C
	EPA 624.1

Volatile Halocarbons

1,1,1,2-Tetrachloroethane	EPA 8260C
1,1,1-Trichloroethane	EPA 8260C
	EPA 624.1
1,1,2,2-Tetrachloroethane	EPA 8260C
	EPA 624.1
1,1,2-Trichloro-1,2,2-Trifluoroethane	EPA 8260C
1,1,2-Trichloroethane	EPA 8260C
	EPA 624.1
1,1-Dichloroethane	EPA 8260C
	EPA 624.1
1,1-Dichloroethene	EPA 8260C
	EPA 624.1
1,1-Dichloropropene	EPA 8260C
1,2,3-Trichloropropane	EPA 8260C
1,2-Dibromo-3-chloropropane	EPA 8260C
1,2-Dibromoethane	EPA 8260C
1,2-Dichloroethane	EPA 8260C
	EPA 624.1
1,2-Dichloropropane	EPA 8260C
	EPA 624.1

Serial No.: 70335

Property of the New York State Department of Health. Certificates are valid only at the address shown and must be conspicuously posted by the laboratory. Continued accreditation depends on the laboratory's successful ongoing participation in the Program. Consumers may verify a laboratory's accreditation status online at <https://apps.health.ny.gov/pubdoth/applinks/wc/elappublicweb/>, by phone (518) 485-5570 or by email to elap@health.ny.gov.



NEW YORK STATE DEPARTMENT OF HEALTH
WADSWORTH CENTER



Expires 12:01 AM April 01, 2026
Issued April 01, 2025

CERTIFICATE OF APPROVAL FOR LABORATORY SERVICE

Issued in accordance with and pursuant to section 502 Public Health Law of New York State

MR. STEVE DEVITO
PARADIGM ENVIRONMENTAL SERVICES INC
179 LAKE AVENUE
ROCHESTER, NY 14608

NY Lab Id No: 10958

*is hereby APPROVED as an Environmental Laboratory in conformance with the
National Environmental Laboratory Accreditation Conference Standards (2016) for the category
ENVIRONMENTAL ANALYSES NON POTABLE WATER
All approved analytes are listed below:*

Volatile Halocarbons

1,3-Dichloropropane	EPA 8260C
2,2-Dichloropropane	EPA 8260C
2-Chloroethylvinyl ether	EPA 624.1
Bromochloromethane	EPA 8260C
Bromodichloromethane	EPA 8260C
	EPA 624.1
Bromoform	EPA 8260C
	EPA 624.1
Bromomethane	EPA 8260C
	EPA 624.1
Carbon tetrachloride	EPA 8260C
	EPA 624.1
Chloroethane	EPA 8260C
	EPA 624.1
Chloroform	EPA 8260C
	EPA 624.1
Chloromethane	EPA 8260C
	EPA 624.1
cis-1,2-Dichloroethene	EPA 8260C
	EPA 624.1
cis-1,3-Dichloropropene	EPA 8260C
	EPA 624.1
Dibromochloromethane	EPA 8260C
	EPA 624.1
Dibromomethane	EPA 8260C
Dichlorodifluoromethane	EPA 8260C
	EPA 624.1

Serial No.: 70335

Property of the New York State Department of Health. Certificates are valid only at the address shown and must be conspicuously posted by the laboratory. Continued accreditation depends on the laboratory's successful ongoing participation in the Program. Consumers may verify a laboratory's accreditation status online at <https://apps.health.ny.gov/pubdoh/applinks/wc/elappublicweb/>, by phone (518) 485-5570 or by email to elap@health.ny.gov.



NEW YORK STATE DEPARTMENT OF HEALTH
WADSWORTH CENTER



Expires 12:01 AM April 01, 2026
Issued April 01, 2025

CERTIFICATE OF APPROVAL FOR LABORATORY SERVICE

Issued in accordance with and pursuant to section 502 Public Health Law of New York State

MR. STEVE DEVITO
PARADIGM ENVIRONMENTAL SERVICES INC
179 LAKE AVENUE
ROCHESTER, NY 14608

NY Lab Id No: 10958

*is hereby APPROVED as an Environmental Laboratory in conformance with the
National Environmental Laboratory Accreditation Conference Standards (2016) for the category
ENVIRONMENTAL ANALYSES NON POTABLE WATER
All approved analytes are listed below:*

Volatile Halocarbons

Hexachlorobutadiene, Volatile	EPA 8260C
Methylene chloride	EPA 8260C
	EPA 624.1
Tetrachloroethene	EPA 8260C
	EPA 624.1
trans-1,2-Dichloroethene	EPA 8260C
	EPA 624.1
trans-1,3-Dichloropropene	EPA 8260C
	EPA 624.1
Trichloroethene	EPA 8260C
	EPA 624.1
Trichlorofluoromethane	EPA 8260C
	EPA 624.1
Vinyl chloride	EPA 8260C
	EPA 624.1

Volatiles Organics

1,4-Dioxane	EPA 8260C
2-Butanone (Methylethyl ketone)	EPA 8260C
2-Hexanone	EPA 8260C
4-Methyl-2-Pentanone	EPA 8260C
Acetone	EPA 8260C
	EPA 624.1
Carbon Disulfide	EPA 8260C
Cyclohexane	EPA 8260C
Isopropanol	EPA 8260C
Methyl acetate	EPA 8260C
Methyl cyclohexane	EPA 8260C

Serial No.: 70335

Property of the New York State Department of Health. Certificates are valid only at the address shown and must be conspicuously posted by the laboratory. Continued accreditation depends on the laboratory's successful ongoing participation in the Program. Consumers may verify a laboratory's accreditation status online at <https://apps.health.ny.gov/pubdoh/applinks/wc/elappublicweb/>, by phone (518) 485-5570 or by email to elap@health.ny.gov.



NEW YORK STATE DEPARTMENT OF HEALTH
WADSWORTH CENTER

NYSDOH Form HES-100 (Rev. 12/15)
HES-100 (Rev. 12/15)



Expires 12:01 AM April 01, 2026
Issued April 01, 2025

CERTIFICATE OF APPROVAL FOR LABORATORY SERVICE

Issued in accordance with and pursuant to section 502 Public Health Law of New York State

MR. STEVE DEVITO
PARADIGM ENVIRONMENTAL SERVICES INC
179 LAKE AVENUE
ROCHESTER, NY 14608

NY Lab Id No: 10958

*is hereby APPROVED as an Environmental Laboratory in conformance with the
National Environmental Laboratory Accreditation Conference Standards (2016) for the category
ENVIRONMENTAL ANALYSES SOLID AND HAZARDOUS WASTE
All approved analytes are listed below:*

Acrylates

Acrylonitrile EPA 8260C

Amines

1,2-Diphenylhydrazine EPA 8270D
2-Nitroaniline EPA 8270D
3-Nitroaniline EPA 8270D
4-Chloroaniline EPA 8270D
4-Nitroaniline EPA 8270D
Aniline EPA 8270D
Carbazole EPA 8270D

Benzidines

3,3'-Dichlorobenzidine EPA 8270D
Benzidine EPA 8270D

Characteristic Testing

Corrosivity (pH) EPA 9040C
EPA 9045D
Free Liquids EPA 9095B
Ignitability EPA 1030
EPA 1010A
Synthetic Precipitation Leaching Proc. EPA 1312
TCLP EPA 1311

Chlorinated Hydrocarbon Pesticides

Atrazine EPA 8270D

Chlorinated Hydrocarbons

1,2,3-Trichlorobenzene EPA 8260C
1,2,4,5-Tetrachlorobenzene EPA 8270D

Serial No.: 70336

Property of the New York State Department of Health. Certificates are valid only at the address shown and must be conspicuously posted by the laboratory. Continued accreditation depends on the laboratory's successful ongoing participation in the Program. Consumers may verify a laboratory's accreditation status online at <https://apps.health.ny.gov/pubdoh/applinks/wc/elappublicweb/>, by phone (518) 485-5570 or by email to elap@health.ny.gov.



NEW YORK STATE DEPARTMENT OF HEALTH
WADSWORTH CENTER



Expires 12:01 AM April 01, 2026
Issued April 01, 2025

CERTIFICATE OF APPROVAL FOR LABORATORY SERVICE

Issued in accordance with and pursuant to section 502 Public Health Law of New York State

MR. STEVE DEVITO
PARADIGM ENVIRONMENTAL SERVICES INC
179 LAKE AVENUE
ROCHESTER, NY 14608

NY Lab Id No: 10958

*is hereby APPROVED as an Environmental Laboratory in conformance with the
National Environmental Laboratory Accreditation Conference Standards (2016) for the category
ENVIRONMENTAL ANALYSES SOLID AND HAZARDOUS WASTE
All approved analytes are listed below:*

Chlorinated Hydrocarbons

1,2,4-Trichlorobenzene	EPA 8270D
2-Chloronaphthalene	EPA 8270D
Hexachlorobenzene	EPA 8270D
Hexachlorobutadiene	EPA 8270D
Hexachlorocyclopentadiene	EPA 8270D
Hexachloroethane	EPA 8270D

Haloethers

2,2'-Oxybis(1-chloropropane)	EPA 8270D
4-Bromophenylphenyl ether	EPA 8270D
4-Chlorophenylphenyl ether	EPA 8270D
Bis(2-chloroethoxy)methane	EPA 8270D
Bis(2-chloroethyl)ether	EPA 8270D

Metals I

Barium, Total	EPA 6010C
Cadmium, Total	EPA 6010C
Calcium, Total	EPA 6010C
Chromium, Total	EPA 6010C
Copper, Total	EPA 6010C
Iron, Total	EPA 6010C
Lead, Total	EPA 6010C
Magnesium, Total	EPA 6010C
Manganese, Total	EPA 6010C
Nickel, Total	EPA 6010C
Potassium, Total	EPA 6010C
Silver, Total	EPA 6010C
Sodium, Total	EPA 6010C

Serial No.: 70336

Property of the New York State Department of Health. Certificates are valid only at the address shown and must be conspicuously posted by the laboratory. Continued accreditation depends on the laboratory's successful ongoing participation in the Program. Consumers may verify a laboratory's accreditation status online at <https://apps.health.ny.gov/pubdoh/applinks/wc/elappublicweb/>, by phone (518) 485-5570 or by email to elap@health.ny.gov.



NEW YORK STATE DEPARTMENT OF HEALTH
WADSWORTH CENTER



Expires 12:01 AM April 01, 2026
Issued April 01, 2025

CERTIFICATE OF APPROVAL FOR LABORATORY SERVICE

Issued in accordance with and pursuant to section 502 Public Health Law of New York State

MR. STEVE DEVITO
PARADIGM ENVIRONMENTAL SERVICES INC
179 LAKE AVENUE
ROCHESTER, NY 14608

NY Lab Id No: 10958

*is hereby APPROVED as an Environmental Laboratory in conformance with the
National Environmental Laboratory Accreditation Conference Standards (2016) for the category
ENVIRONMENTAL ANALYSES SOLID AND HAZARDOUS WASTE
All approved analytes are listed below:*

Metals II

Aluminum, Total	EPA 6010C
Antimony, Total	EPA 6010C
Arsenic, Total	EPA 6010C
Beryllium, Total	EPA 6010C
Mercury, Total	EPA 7471B
Selenium, Total	EPA 6010C
Vanadium, Total	EPA 6010C
Zinc, Total	EPA 6010C

Metals III

Cobalt, Total	EPA 6010C
Molybdenum, Total	EPA 6010C
Thallium, Total	EPA 6010C

Miscellaneous

Boron, Total	EPA 6010C
--------------	-----------

Nitroaromatics and Isophorone

2,4-Dinitrotoluene	EPA 8270D
2,6-Dinitrotoluene	EPA 8270D
Isophorone	EPA 8270D
Nitrobenzene	EPA 8270D
Pyridine	EPA 8270D

Nitrosoamines

N-Nitrosodimethylamine	EPA 8270D
N-Nitrosodi-n-propylamine	EPA 8270D
N-Nitrosodiphenylamine	EPA 8270D

Serial No.: 70336

Property of the New York State Department of Health. Certificates are valid only at the address shown and must be conspicuously posted by the laboratory. Continued accreditation depends on the laboratory's successful ongoing participation in the Program. Consumers may verify a laboratory's accreditation status online at <https://apps.health.ny.gov/pubdoh/applinks/wc/elappublicweb/>, by phone (518) 485-5570 or by email to elap@health.ny.gov.



NEW YORK STATE DEPARTMENT OF HEALTH
WADSWORTH CENTER



Expires 12:01 AM April 01, 2026
Issued April 01, 2025

CERTIFICATE OF APPROVAL FOR LABORATORY SERVICE

Issued in accordance with and pursuant to section 502 Public Health Law of New York State

MR. STEVE DEVITO
PARADIGM ENVIRONMENTAL SERVICES INC
179 LAKE AVENUE
ROCHESTER, NY 14608

NY Lab Id No: 10958

*is hereby APPROVED as an Environmental Laboratory in conformance with the
National Environmental Laboratory Accreditation Conference Standards (2016) for the category
ENVIRONMENTAL ANALYSES SOLID AND HAZARDOUS WASTE
All approved analytes are listed below:*

Petroleum Hydrocarbons

Diesel Range Organics EPA 8015D

Phthalate Esters

Benzyl butyl phthalate EPA 8270D
Bis(2-ethylhexyl) phthalate EPA 8270D
Diethyl phthalate EPA 8270D
Dimethyl phthalate EPA 8270D
Di-n-butyl phthalate EPA 8270D
Di-n-octyl phthalate EPA 8270D

Polychlorinated Biphenyls

Aroclor 1016 (PCB-1016) EPA 8082A
Aroclor 1016 (PCB-1016) in Oil EPA 8082A
Aroclor 1221 (PCB-1221) EPA 8082A
Aroclor 1221 (PCB-1221) in Oil EPA 8082A
Aroclor 1232 (PCB-1232) EPA 8082A
Aroclor 1232 (PCB-1232) in Oil EPA 8082A
Aroclor 1242 (PCB-1242) EPA 8082A
Aroclor 1242 (PCB-1242) in Oil EPA 8082A
Aroclor 1248 (PCB-1248) EPA 8082A
Aroclor 1248 (PCB-1248) in Oil EPA 8082A
Aroclor 1254 (PCB-1254) EPA 8082A
Aroclor 1254 (PCB-1254) in Oil EPA 8082A
Aroclor 1260 (PCB-1260) EPA 8082A
Aroclor 1260 (PCB-1260) in Oil EPA 8082A
Aroclor 1262 (PCB-1262) EPA 8082A
Aroclor 1262 (PCB-1262) in Oil EPA 8082A
Aroclor 1268 (PCB-1268) EPA 8082A

Serial No.: 70336

Property of the New York State Department of Health. Certificates are valid only at the address shown and must be conspicuously posted by the laboratory. Continued accreditation depends on the laboratory's successful ongoing participation in the Program. Consumers may verify a laboratory's accreditation status online at <https://apps.health.ny.gov/pubdoh/applinks/wc/elappublicweb/>, by phone (518) 485-5570 or by email to elap@health.ny.gov.



NEW YORK STATE DEPARTMENT OF HEALTH
WADSWORTH CENTER



Expires 12:01 AM April 01, 2026
Issued April 01, 2025

CERTIFICATE OF APPROVAL FOR LABORATORY SERVICE

Issued in accordance with and pursuant to section 502 Public Health Law of New York State

MR. STEVE DEVITO
PARADIGM ENVIRONMENTAL SERVICES INC
179 LAKE AVENUE
ROCHESTER, NY 14608

NY Lab Id No: 10958

*is hereby APPROVED as an Environmental Laboratory in conformance with the
National Environmental Laboratory Accreditation Conference Standards (2016) for the category
ENVIRONMENTAL ANALYSES SOLID AND HAZARDOUS WASTE
All approved analytes are listed below:*

Polychlorinated Biphenyls

Aroclor 1268 (PCB-1268) in Oil EPA 8082A

Polynuclear Aromatic Hydrocarbons

Acenaphthene	EPA 8270D
Acenaphthylene	EPA 8270D
Anthracene	EPA 8270D
Benzo(a)anthracene	EPA 8270D
Benzo(a)pyrene	EPA 8270D
Benzo(b)fluoranthene	EPA 8270D
Benzo(g,h,i)perylene	EPA 8270D
Benzo(k)fluoranthene	EPA 8270D
Chrysene	EPA 8270D
Dibenzo(a,h)anthracene	EPA 8270D
Fluoranthene	EPA 8270D
Fluorene	EPA 8270D
Indeno(1,2,3-cd)pyrene	EPA 8270D
Naphthalene	EPA 8270D
Phenanthrene	EPA 8270D
Pyrene	EPA 8270D

Priority Pollutant Phenols

2,3,4,6 Tetrachlorophenol	EPA 8270D
2,4,5-Trichlorophenol	EPA 8270D
2,4,6-Trichlorophenol	EPA 8270D
2,4-Dichlorophenol	EPA 8270D
2,4-Dimethylphenol	EPA 8270D
2,4-Dinitrophenol	EPA 8270D
2,6-Dichlorophenol	EPA 8270D

Serial No.: 70336

Property of the New York State Department of Health. Certificates are valid only at the address shown and must be conspicuously posted by the laboratory. Continued accreditation depends on the laboratory's successful ongoing participation in the Program. Consumers may verify a laboratory's accreditation status online at <https://apps.health.ny.gov/pubdoh/applinks/wc/elappublicweb/>, by phone (518) 485-5570 or by email to elap@health.ny.gov.



NEW YORK STATE DEPARTMENT OF HEALTH
WADSWORTH CENTER



Expires 12:01 AM April 01, 2026
Issued April 01, 2025

CERTIFICATE OF APPROVAL FOR LABORATORY SERVICE

Issued in accordance with and pursuant to section 502 Public Health Law of New York State

MR. STEVE DEVITO
PARADIGM ENVIRONMENTAL SERVICES INC
179 LAKE AVENUE
ROCHESTER, NY 14608

NY Lab Id No: 10958

*is hereby APPROVED as an Environmental Laboratory in conformance with the
National Environmental Laboratory Accreditation Conference Standards (2016) for the category
ENVIRONMENTAL ANALYSES SOLID AND HAZARDOUS WASTE
All approved analytes are listed below:*

Priority Pollutant Phenols

2-Chlorophenol	EPA 8270D
2-Methyl-4,6-dinitrophenol	EPA 8270D
2-Methylphenol	EPA 8270D
2-Nitrophenol	EPA 8270D
4-Chloro-3-methylphenol	EPA 8270D
4-Methylphenol	EPA 8270D
4-Nitrophenol	EPA 8270D
Pentachlorophenol	EPA 8270D
Phenol	EPA 8270D

Semi-Volatile Organics

1,1'-Biphenyl	EPA 8270D
1,2-Dichlorobenzene, Semi-volatile	EPA 8270D
1,3-Dichlorobenzene, Semi-volatile	EPA 8270D
1,4-Dichlorobenzene, Semi-volatile	EPA 8270D
2-Methylnaphthalene	EPA 8270D
Acetophenone	EPA 8270D
Benzaldehyde	EPA 8270D
Benzoic Acid	EPA 8270D
Benzyl alcohol	EPA 8270D
Caprolactam	EPA 8270D
Dibenzofuran	EPA 8270D

Volatile Aromatics

1,2,4-Trichlorobenzene, Volatile	EPA 8260C
1,2,4-Trimethylbenzene	EPA 8260C
1,2-Dichlorobenzene	EPA 8260C
1,3,5-Trimethylbenzene	EPA 8260C

Serial No.: 70336

Property of the New York State Department of Health. Certificates are valid only at the address shown and must be conspicuously posted by the laboratory. Continued accreditation depends on the laboratory's successful ongoing participation in the Program. Consumers may verify a laboratory's accreditation status online at <https://apps.health.ny.gov/pubdoh/applinks/wc/elappublicweb/>, by phone (518) 485-5570 or by email to elap@health.ny.gov.



NEW YORK STATE DEPARTMENT OF HEALTH
WADSWORTH CENTER



Expires 12:01 AM April 01, 2026
Issued April 01, 2025

CERTIFICATE OF APPROVAL FOR LABORATORY SERVICE

Issued in accordance with and pursuant to section 502 Public Health Law of New York State

MR. STEVE DEVITO
PARADIGM ENVIRONMENTAL SERVICES INC
179 LAKE AVENUE
ROCHESTER, NY 14608

NY Lab Id No: 10958

*is hereby APPROVED as an Environmental Laboratory in conformance with the
National Environmental Laboratory Accreditation Conference Standards (2016) for the category
ENVIRONMENTAL ANALYSES SOLID AND HAZARDOUS WASTE
All approved analytes are listed below:*

Volatile Aromatics

1,3-Dichlorobenzene	EPA 8260C
1,4-Dichlorobenzene	EPA 8260C
2-Chlorotoluene	EPA 8260C
4-Chlorotoluene	EPA 8260C
Benzene	EPA 8260C
Bromobenzene	EPA 8260C
Chlorobenzene	EPA 8260C
Ethyl benzene	EPA 8260C
Isopropylbenzene	EPA 8260C
m/p-Xylenes	EPA 8260C
Naphthalene, Volatile	EPA 8260C
n-Butylbenzene	EPA 8260C
n-Propylbenzene	EPA 8260C
o-Xylene	EPA 8260C
p-Isopropyltoluene (P-Cymene)	EPA 8260C
sec-Butylbenzene	EPA 8260C
Styrene	EPA 8260C
tert-Butylbenzene	EPA 8260C
Toluene	EPA 8260C
Total Xylenes	EPA 8260C

Volatile Halocarbons

1,1,1,2-Tetrachloroethane	EPA 8260C
1,1,1-Trichloroethane	EPA 8260C
1,1,2,2-Tetrachloroethane	EPA 8260C
1,1,2-Trichloro-1,2,2-Trifluoroethane	EPA 8260C
1,1,2-Trichloroethane	EPA 8260C
1,1-Dichloroethane	EPA 8260C

Serial No.: 70336

Property of the New York State Department of Health. Certificates are valid only at the address shown and must be conspicuously posted by the laboratory. Continued accreditation depends on the laboratory's successful ongoing participation in the Program. Consumers may verify a laboratory's accreditation status online at <https://apps.health.ny.gov/pubdoh/applinks/wc/elappublicweb/>, by phone (518) 485-5570 or by email to elap@health.ny.gov.



NEW YORK STATE DEPARTMENT OF HEALTH
WADSWORTH CENTER



Expires 12:01 AM April 01, 2026
Issued April 01, 2025

CERTIFICATE OF APPROVAL FOR LABORATORY SERVICE

Issued in accordance with and pursuant to section 502 Public Health Law of New York State

MR. STEVE DEVITO
PARADIGM ENVIRONMENTAL SERVICES INC
179 LAKE AVENUE
ROCHESTER, NY 14608

NY Lab Id No: 10958

*is hereby APPROVED as an Environmental Laboratory in conformance with the
National Environmental Laboratory Accreditation Conference Standards (2016) for the category
ENVIRONMENTAL ANALYSES SOLID AND HAZARDOUS WASTE
All approved analytes are listed below:*

Volatile Halocarbons

1,1-Dichloroethene	EPA 8260C
1,1-Dichloropropene	EPA 8260C
1,2,3-Trichloropropane	EPA 8260C
1,2-Dibromo-3-chloropropane	EPA 8260C
1,2-Dibromoethane	EPA 8260C
1,2-Dichloroethane	EPA 8260C
1,2-Dichloropropane	EPA 8260C
1,3-Dichloropropane	EPA 8260C
2,2-Dichloropropane	EPA 8260C
Bromochloromethane	EPA 8260C
Bromodichloromethane	EPA 8260C
Bromoform	EPA 8260C
Bromomethane	EPA 8260C
Carbon tetrachloride	EPA 8260C
Chloroethane	EPA 8260C
Chloroform	EPA 8260C
Chloromethane	EPA 8260C
cis-1,2-Dichloroethene	EPA 8260C
cis-1,3-Dichloropropene	EPA 8260C
Dibromochloromethane	EPA 8260C
Dibromomethane	EPA 8260C
Dichlorodifluoromethane	EPA 8260C
Methylene chloride	EPA 8260C
Tetrachloroethene	EPA 8260C
trans-1,2-Dichloroethene	EPA 8260C
trans-1,3-Dichloropropene	EPA 8260C
Trichloroethene	EPA 8260C

Serial No.: 70336

Property of the New York State Department of Health. Certificates are valid only at the address shown and must be conspicuously posted by the laboratory. Continued accreditation depends on the laboratory's successful ongoing participation in the Program. Consumers may verify a laboratory's accreditation status online at <https://apps.health.ny.gov/pubdoh/applinks/wc/elappublicweb/>, by phone (518) 485-5570 or by email to elap@health.ny.gov.



NEW YORK STATE DEPARTMENT OF HEALTH
WADSWORTH CENTER



Expires 12:01 AM April 01, 2026
Issued April 01, 2025

CERTIFICATE OF APPROVAL FOR LABORATORY SERVICE

Issued in accordance with and pursuant to section 502 Public Health Law of New York State

MR. STEVE DEVITO
PARADIGM ENVIRONMENTAL SERVICES INC
179 LAKE AVENUE
ROCHESTER, NY 14608

NY Lab Id No: 10958

*is hereby APPROVED as an Environmental Laboratory in conformance with the
National Environmental Laboratory Accreditation Conference Standards (2016) for the category
ENVIRONMENTAL ANALYSES SOLID AND HAZARDOUS WASTE
All approved analytes are listed below:*

Volatile Halocarbons

Trichlorofluoromethane	EPA 8260C
Vinyl chloride	EPA 8260C

Volatile Organics

1,4-Dioxane	EPA 8260C
2-Butanone (Methylethyl ketone)	EPA 8260C
2-Hexanone	EPA 8260C
4-Methyl-2-Pentanone	EPA 8260C
Acetone	EPA 8260C
Carbon Disulfide	EPA 8260C
Cyclohexane	EPA 8260C
Isopropanol	EPA 8260C
Methyl acetate	EPA 8260C
Methyl cyclohexane	EPA 8260C
Methyl tert-butyl ether	EPA 8260C
tert-butyl alcohol	EPA 8260C
Vinyl acetate	EPA 8260C

Sample Preparation Methods

EPA 5035A-L
EPA 5035A-H
EPA 3580A
EPA 3050B
EPA 3546

Serial No.: 70336

Property of the New York State Department of Health. Certificates are valid only at the address shown and must be conspicuously posted by the laboratory. Continued accreditation depends on the laboratory's successful ongoing participation in the Program. Consumers may verify a laboratory's accreditation status online at <https://apps.health.ny.gov/pubdoh/applinks/wc/elappublicweb/>, by phone (518) 485-5570 or by email to elap@health.ny.gov.



NEW YORK STATE DEPARTMENT OF HEALTH
WADSWORTH CENTER



Expires 12:01 AM April 01, 2026
Issued April 01, 2025

CERTIFICATE OF APPROVAL FOR LABORATORY SERVICE

Issued in accordance with and pursuant to section 502 Public Health Law of New York State

MR. STEVE DEVITO
PARADIGM ENVIRONMENTAL SERVICES INC
179 LAKE AVENUE
ROCHESTER, NY 14608

NY Lab Id No: 10958

is hereby APPROVED as an Environmental Laboratory for the category
ENVIRONMENTAL ANALYSES SOLID AND HAZARDOUS WASTE
All approved subcategories and/or analytes are listed below:

Miscellaneous

Asbestos in Friable Material	Item 198.1 of Manual EPA 600/M4/82/020
Asbestos in Non-Friable Material-PLM	Item 198.6 of Manual (NOB by PLM)
Asbestos in Non-Friable Material-TEM	Item 198.4 of Manual
Lead in Dust Wipes	EPA 6010C
Lead in Paint	EPA 6010C

Sample Preparation Methods

EPA 3050B

Serial No.: 70337

Property of the New York State Department of Health. Certificates are valid only at the address shown and must be conspicuously posted by the laboratory. Continued accreditation depends on the laboratory's successful ongoing participation in the Program. Consumers may verify a laboratory's accreditation status online at <https://apps.health.ny.gov/pubdoh/applinks/wc/elappublicweb/>, by phone (518) 485-5570 or by email to elap@health.ny.gov.

END OF SECTION 02 08 02

OWEGO APALACHIN CENTRAL SCHOOL DISTRICT
CAPITAL PROJECT PHASE 4

OWEGO FREE ACADEMY/MIDDLE SCHOOL SED#: 60-06-01-06-0-009-034
APALACHIN ELEMENTARY SCHOOL SED#: 60-06-01-06-0-008-018
HAPN: 2024-240P

ASBESTOS ABATEMENT INFORMATION
AVAILABLE TO BIDDERS

SECTION 02 82 02

PAGE 4

SECTION 02 82 08

ASBESTOS ABATEMENT SUPPLEMENTARY CONDITIONS

ARTICLE 3 CONTRACTOR

3.7 PERMITS, FEES, NOTICES AND COMPLIANCE WITH LAWS

3.7.2 Add the following sentence:

“It is the Contractors’ responsibility to verify the detailed requirements of the specifically named Asbestos Codes and Standards specified.”

ARTICLE 9 PAYMENTS AND COMPLETION

9.8 SUBSTANTIAL COMPLETION

9.8.1 Add the following sentence:

“For Purposes of this asbestos abatement project, Substantial Completion shall be defined as the date when all asbestos abatement has been completed, acceptable final visual inspection by the Project Monitor has been approved, acceptable final air clearance has been achieved in all work areas (if required), and, if required, all abated materials have been replaced and all painting has been completed to the satisfaction of the Owner and the ARCHITECT.”

ARTICLE 10 PROTECTION OF PERSONS AND PROPERTY

10.3.1 HAZARDOUS MATERIALS

SUBPARAGRAPH 10.3.1

Asbestos abatement contractor shall omit all reference to asbestos, lead and PCB materials.

ARTICLE 11 INSURANCE AND BONDS

11.1 CONTRACTOR'S ASBESTOS LIABILITY INSURANCE

- Add the following:

11.1.1 In the first sentence following the word "to do business in the", insert the words "State of New York".

ARTICLE 17 EXAMINATION OF SITE (Article added to General Conditions)

- 17.1 The Asbestos Abatement Contractor, before submitting his bid proposal, shall visit and carefully examine the site upon or within which the work is to be performed, verify the information herein specified and shall familiarize himself with locations, existing conditions and difficulties that will affect the execution of the work and shall include in his bid all incidental costs for work included under this contract. This shall include accounting for quantity differences between removal and replacement requirements.
- 17.2 The Asbestos Abatement Contractor shall be held responsible to have examined the site and to have compared it with the plans and specifications, and to have satisfied himself with the conditions existing at the site, the storage, handling and trucking of materials, and all other matters as may be incidental to the work under the Contract, before delivery of his bid proposal. No allowance will subsequently be made to the Contractor because of any error by him or his subcontractors, due to his negligence to comply with the requirements of this clause.”

END OF SECTION 02 82 08

SECTION 02 82 11 - ASBESTOS ABATEMENT SUMMARY OF WORK

PART 1 - GENERAL

1.1 SUMMARY

- A. This section provides information, including materials involved and procedures to be executed, with regard to individual work areas that constitute the Contract Documents. The Abatement Contractor shall be held solely responsible to have investigated the site and verified conditions and quantities prior to the submission of his bid. By submission of the bid, the Abatement Contractor waives all rights to changes in Contract amount and procedures.

- B. “Means and Methods” of construction are the responsibility and obligation of the Contractor and are not the subject of this Asbestos Abatement Design. Work areas indicated on Contract Drawings show only diagrammatically the general location and type/scope of work required. The Contractor, through the submission of work plans (consisting of narrative description of the proposed work and associated small scale drawings) shall establish the quantity, location, extent, sequencing and scheduling of work areas and the procedures of removals thereof. Accordingly, these submitted work plans will constitute the “Means and Methods” proposed by the Contractor. The ARCHITECT/CERTIFIED PROJECT DESIGNER will review said submittals for validity and content, which includes checking if the proposed “Means and Methods” comply with the Contract Documents and if they follow the NYSDOL Site Specific Variance (if any) granted to the Contractor. The Contractor shall be held solely responsible and liable for delays of the start of work or for other delays of work as applicable, which are caused by numerous submissions which, as determined by the ARCHITECT/CERTIFIED PROJECT DESIGNER to lack validity and adequate or correct content.

1.2 SECTION INCLUDES

- A. Quality Assurance
- B. Scope of Work

1.3 DESCRIPTION - WORK INCLUDED

- A. Throughout the Contract Documents, reference is made to codes and standards which establish qualities and types of workmanship and materials, and which establish methods for testing and reporting on the pertinent characteristics.

- B. Where materials or workmanship are required by these Contract Documents to meet or exceed the specifically named code or standard, it is the Abatement Contractor's responsibility to provide materials and workmanship, which meet or exceed the specifically-named code or standard.

- C. It is the Abatement Contractor's responsibility, when so required by the Contract Documents or by written request from the ARCHITECT/CERTIFIED PROJECT DESIGNER , to deliver to the ARCHITECT/CERTIFIED PROJECT DESIGNER all required proof that materials or workmanship, or both, meet or exceed the requirements of the specifically-named code or standard. Such proof shall be in the form requested in writing by the ARCHITECT/CERTIFIED PROJECT DESIGNER and generally shall be required to be copies of a certified report of tests conducted by a testing agency approved for that purpose by the ARCHITECT/CERTIFIED PROJECT DESIGNER .

1.4 QUALITY ASSURANCE

- A. For information with regards to these Contract Documents contact Mr. Timothy W. Marble, Director of Environmental Services, Keystone Material Testing, LLC, dba Keystone Environmental Services (607) 723-5117.
- B. For information with regard to the building facilities, site availability, electrical or water access contact Ms. Cheryl Zondlo, Project Manager, Highland Associates, (570) 586-6942 and Mr. Ethan Brown, Construction Manager, TamCo Management Group, (607) 723-9272.
- C. Work areas, including HEPA locations and quantity, personal decontamination facilities, waste decontamination facilities, etc. shall be configured in accordance with the descriptions, drawings, and diagrams provided with this section. Where choices are provided, the Abatement Contractor shall notify the ARCHITECT/CERTIFIED PROJECT DESIGNER of his decision prior to execution of the Contract. The ARCHITECT/CERTIFIED PROJECT DESIGNER shall approve proposed changes or deviations in configuration in writing.
- D. As much as possible, actual abatement in each work area shall be scheduled to occur early enough in the work week to avoid requirements for weekend air monitoring and containment barrier inspections. (See SECTION 02 82 70 - ASBESTOS ABATEMENT, paragraph 1.6 G). When this scheduling is not possible, Abatement Contractor's supervisor shall perform required weekend containment barrier inspections.

PART 2 - PRODUCTS

2.1 NOT USED

PART 3 - EXECUTION

3.1 SCOPE OF WORK

A. GENERAL

1. The scope of work includes the following activities:

- a. Project One – Owego Free Academy Middle School / High School
 - 1) Work Area #1 (A-I) -Involves the abatement of asbestos containing floor tile and mastic.
 - 2) Work Area #2 (A-I) – Involves the abatement of asbestos containing mirror mastic.
 - 3) Work Area #3 (A-C) – Involves the abatement of asbestos containing floor tile and mastic, blackboard, whiteboard, tackboard mastic, ductwork insulation and sink mastic.
- b. Project Two – Apalachin Elementary School
 - 1) Work Area #1 – Involves the abatement of asbestos containing floor tile and mastic and thermal insulation.
 - 2) Work Area #2 - Involves the abatement of asbestos containing floor tile and mastic, thermal insulation, drywall/joint compound, door caulk and clock/speaker mastic.
 - 3) Work Area #3 (A-E) – Involves the abatement of asbestos containing thermal roof drain insulation.

B. SPECIFIC

1. The work in the area noted above in Section 3.1 - Scope of Work shall occur after personal and waste decontamination enclosures are in place.
2. Each work area will be done in accordance with NYS Industrial Code Rule 56 or Site-Specific Variances as noted below. Prior to commencing any work, the Abatement Contractor shall perform a pre/post walkthrough and submit to the ARCHITECT/CERTIFIED PROJECT DESIGNER for review and approval, a complete written list of all concerns and/or existing damage to the existing facilities that are present and are to remain in place.
3. The Abatement Contractor is not responsible to replace boiler/valve gaskets, boiler insulation, window wall system asbestos caulk/sealants, interior/exterior door caulks/sealants, light wiring or exterior clock tower sealant materials as this is a renovation project.
4. This listing is provided for informational purposes only. The Abatement Contractor shall be held solely responsible to have investigated the site and verified conditions and quantities prior to the submission of his bid. By submission of the bid, the Abatement Contractor waives all rights to changes in Contract amount and procedures even if a Specific Variance is denied by New York State Department of Labor (NYSDOL), ARCHITECT/CERTIFIED PROJECT DESIGNER , or any other agency.

C. PROJECT COORDINATION

1. Pre-bid meeting shall be announced.
2. Pre-construction meeting shall be announced.
3. The earliest site availability shall be announced.
4. Working hours shall be between the hours of 8:00 am and 5:00 pm.

5. THE PROJECT SHALL BE COMPLETED AS FOLLOWS:

- a. All asbestos work shall be coordinated with the renovation to the greatest extent possible.
 - 1). Project One – Owego Free Academy Middle School / High School
 - (a) Work Area #1 (A-I) (Complete within 8 working days)
 - (1) Start – x/xx/26
 - (2) Finish – x/xx/26
 - (b) Work Area #2 (A-I) (Complete within 10 working days)
 - (1) Start – x/xx/26
 - (2) Finish – x/xx/26
 - (c) Work Area #3 (A-C) (Complete within 15 working days)
 - (1) Start – x/xx/26
 - (2) Finish – x/xx/26
 - 2). Project Two – Apalachin Elementary School
 - (a) Work Area #1 (Complete within 8 working days)
 - (1) Start – x/xx/25
 - (2) Finish – x/xx/25
 - (b) Work Area #2 (Complete within 10 working days)
 - (1) Start – x/xx/26
 - (2) Finish – x/xx/26
 - (c) Work Area #3 (A-E) (Complete within 15 working days)
 - (1) Start – x/xx/26
 - (2) Finish – x/xx/26
- b. All working days include approval of the required Project Monitor Inspection and Final Air Clearance. The Working Days that have been established are based on the Owner's needs and that the Abatement Contractor can complete the work with sufficient manpower, supplies and organization. If more hours are needed due to a lack of the Abatement Contractor's ability to meet the scheduled timelines or the inspection is deemed unsatisfactory, all costs associated for additional work shall be the responsibility of the abatement Contractor. In addition, for start & finish dates, established timelines and/or phasing the Abatement Contract shall refer to Bid Documents.

3.2 PROJECT ONE – OWEGO FREE ACADEMY MIDDLE SCHOOL / HIGH SCHOOL

A. WORK AREA #1 (A-I)

<u>Space ID No.</u>	<u>Room Use</u>	<u>Floor Tile and Mastic (Sq Ft)</u>
1017	First Floor Classroom 117	ALL
1018	First Floor Classroom 116	ALL
1019	First Floor Classroom 114	ALL
1020	First Floor Classroom 113	ALL
1021	First Floor Classroom 111	ALL
1022	First Floor Classroom 110	ALL
1023	First Floor Classroom 109	ALL
1024	First Floor Classroom 108	ALL
1025	First Floor Classroom 107	ALL
Total		ALL

1. Additional special conditions for Work Area #1 (A-I):
 - a. Work Area #1 (A-I) shall be performed as a large project, in conformance with 12 NYCRR Part 56 and/or any approved specific variance. See SECTION 02 82 02 - ASBESTOS ABATEMENT INFORMATION AVAILABLE TO BIDDERS.
 - b. Abatement Contractor shall be responsible for ALL floor tile and mastic areas under univents and window wall casework including sealants associated with renovation work.
 - c. Only low odor mastic remover shall be approved for use. Mastic remover must be thoroughly cleaned from all areas inside the building. Permeable materials (wood, drywall, carpets, plaster, etc.) must be protected from absorbing the mastic remover solvents. Mastic remover application and cleanup instructions must be strictly followed. A minimum of two soap and water washes must be done on all surfaces where mastic remover was applied.
 - d. Any encapsulant, mastic remover, or other product used, shall be compatible with new floor finish. It shall be the Abatement Contractors' responsibility to coordinate the product being used on the floor, to make sure that it is acceptable with the approved products being reinstalled. No encapsulant, mastic remover, and/or other product shall be used that has not been approved.
 - e. School personnel shall move all equipment, furniture, etc. that is not fixed in place. Abatement Contractor shall be responsible for removing all other items.
 - f. Abatement Contractor shall be responsible for the removal of all base cove and mastic (if present), regardless of asbestos containing materials, or non-asbestos containing materials. Contactor shall be responsible to employ removal methods, sufficient cleaning, and/or other such means, methods or equipment to provide areas free of odors, fumes, and/or irritants or residues. Abatement Contractor shall respond and remove the cause of such odors, fumes, or irritants at its own expense if notified by the Owner or Architect, within six months of the date of substantial completion.

- g. Abatement Contractor shall be responsible for abatement of all flooring materials down to the structural flooring substrate, including but not limited to, mastic, fillers, plywood, multiple layers of floor tile, and/or associated patching/leveling materials. Floor shall be left in a condition that is ready to accept the installation of new flooring materials. If absolute verification of existing floor systems are necessary for the preparation of bids or the execution of the work, the Abatement Contractor shall request Owner's permission and shall core sample the floor system, at the Abatement Contractor's expense.
- h. The Abatement Contractor shall be responsible for damage to other areas not scheduled for abatement. Abatement Contractor shall be required to coordinate mechanical, electrical and plumbing disconnects with the prime contractors. Univents and casework shall be moved by the abatement work.
- i. Abatement Contractor shall be responsible for the removal and disposal of all carpet and mastic or other materials installed on asbestos containing flooring. All materials shall be removed and disposed of as asbestos. Abatement Contractor shall be responsible for all floor tile and mastic and shall confirm walls, univents, counters, etc. are not built over top of floor tile and mastic.
- j. Refer to Architectural Drawings, demolition details, and schedules for locations and other additional notes regarding floor tile and mastic removal. Architectural Drawings shall receive precedence over any discrepancies between contract documents. Any discrepancies shall be identified to the ARCHITECT/CERTIFIED PROJECT DESIGNER in writing, prior to commencing with abatement activities.
- k. If a "bead blaster" is used to remove the mastic on the floors, Abatement Contractor shall be responsible for any damage that may occur to the concrete floor slab from the use of the "bead blaster" or calibrations of the "bead blaster". The damaged areas shall be remedied with flash patching or new concrete top coating that is compatible with new floor finish. This also applies if floor damage occurs from manual abatement techniques used on the floor.
- l. Abatement Contractor shall seal all floor penetrations prior to using any liquids on the floors. Abatement Contractor shall be responsible to monitor and protect all areas under or outside of their work areas. The Abatement Contractor shall be responsible for responding immediately to address any areas damaged outside of their work areas.
- m. Work involving these areas has a specific start and completion date. See SECTION 02 82 02 – 3.1.C, PROJECT COORDINATION. Abatement Contractor shall be responsible for supplying sufficient manpower and materials to meet the schedule established by the building Owner.

GENERAL NOTES:
(APPLY TO ALL "A" DRAWINGS)

- (A) WORK INDICATED ON DRAWINGS IS SHOWN DIAGRAMMATICALLY. VERIFY IN FIELD (W/F) DIMENSIONS, QUANTITIES, LOCATIONS OF WORK, CONDITIONS, ETC., AND BE RESPONSIBLE FOR SAME.
- (B) ABATEMENT CONTRACTOR SHALL BE REQUIRED TO MAINTAIN A SECURE SAFE AREA FOR STAGING AND THEIR WORK AT A MINIMUM. ORANGE CONSTRUCTION FENCING SHALL BE USED TO UNCLIMB AND PENETRATE THE STAGING AREA. STAGING SHALL BE MAINTAINED THROUGHOUT THE PROJECT. DUMPSTER FACILITIES SHALL BE MAINTAINED AND LOCATED IN THE STAGING AREA.
- (C) THE ABATEMENT CONTRACTOR SHALL BE RESPONSIBLE FOR ALL ITEMS THAT ARE DAMAGED DURING THEIR WORK OUTSIDE OF THE WORK AREA.
- (D) WORK AREAS, INCLUDING HEPA LOCATIONS AND QUANTITY, PERSONAL DECONTAMINATION FACILITIES, WASTE DECONTAMINATION FACILITIES, ETC. SHALL BE CONFIGURED IN ACCORDANCE WITH THE DESCRIPTIONS, DRAWINGS, AND DIAGRAMS PROVIDED WITH THIS SECTION. WHERE CHOICES ARE PROVIDED, THE ABATEMENT CONTRACTOR SHALL NOTIFY THE CERTIFIED PROJECT DESIGNER OF HIS DECISION PRIOR TO EXECUTION OF THE CONTRACT. THE CERTIFIED PROJECT DESIGNER SHALL APPROVE PROPOSED CHANGES OR DEVIATIONS TO CONFIGURATION IN WRITING.
- (E) ABATEMENT CONTRACTOR SHALL BE RESPONSIBLE FOR ABATEMENT OF ALL FRIBLE, NON-FRIBLE ACM/FACM MATERIALS AND ASBESTOS CONTAMINATED MATERIALS. ABATEMENT CONTRACTOR SHALL REFER TO SECTION 02 82 11 ASBESTOS ABATEMENT INFORMATION AVAILABLE TO BIDDERS FOR THE ATTACHED PRE RENOVATION SURVEY FOR ASBESTOS & LEAD - CONTAINING MATERIALS REPORTS.
- (F) MECHANICAL PLUMBING AND ELECTRICAL SHUT DOWN SHALL BE COORDINATED WITH THE OWNER AND/OR OWNER'S REPRESENTATIVE. THE ABATEMENT CONTRACTOR SHALL BE RESPONSIBLE FOR ENSURING ALL POWER IS DEENERGIZED IN THE AREAS AND COORDINATION OF ALL OSHA LOCK-OUT/TAG OUT SUFFICIENT FOR THEIR WORK. ABATEMENT CONTRACTOR SHALL RETAIN THE SERVICES OF AN ELECTRICIAN, COMMUNICATION, PLUMBING AND MECHANICAL TRADESMAN FOR THEIR WORK. IF ANY TRADE IS REQUIRED TO WORK IN DESIGNATED, ACTIVE WORK AREAS, THE TRADESMAN SHALL BE APPLICABLY NYS/DOL ASBESTOS CERTIFIED.
- (G) ASBESTOS ABATEMENT CONTRACTOR SHALL REFER TO SITE SPECIFIC VARIANCE AND ABATEMENT SUMMARY OF WORK FOR ALL OTHER SPECIAL CONDITIONS REQUIRED FOR THEIR WORK AND WORK AREAS. REFER TO ALL DRAWINGS, BID DOCUMENTS, DEMOLITION DETAILS, AND SCHEDULES FOR LOCATIONS AND OTHER ADDITIONAL NOTES ASSOCIATED WITH THEIR WORK. ANY DISCREPANCIES SHALL BE IDENTIFIED TO THE CERTIFIED PROJECT DESIGNER IN WRITING, PRIOR TO COMMENCING WITH ABATEMENT ACTIVITIES.
- (H) THE WORKING DAYS THAT HAVE BEEN ESTABLISHED ARE BASED ON THE OWNERS NEEDS. IF MORE HOURS ARE NEEDED DUE TO A LACK OF THE ABATEMENT CONTRACTOR'S ABILITY TO MEET THE SCHEDULED TIME LINES OR THE INSPECTION IS DEEMED UNSATISFACTORY, ALL COST ASSOCIATED FOR ADDITIONAL WORK SHALL BE THE RESPONSIBILITY OF THE ABATEMENT CONTRACTOR. IN ADDITION FOR START & FINISH DATES, ESTABLISHED TIMELINES AND/OR PHASING THE ABATEMENT CONTRACTOR SHALL REFER TO BID DOCUMENTS AS THE CONSTRUCTION MANAGER HAS DEFINED THESE.

(I) ASBESTOS ABATEMENT CONTRACTOR IS RESPONSIBLE FOR DISPOSAL OF ALL WASTE GENERATED BY THEIR WORK AND INCLUDES THE FOLLOWING:

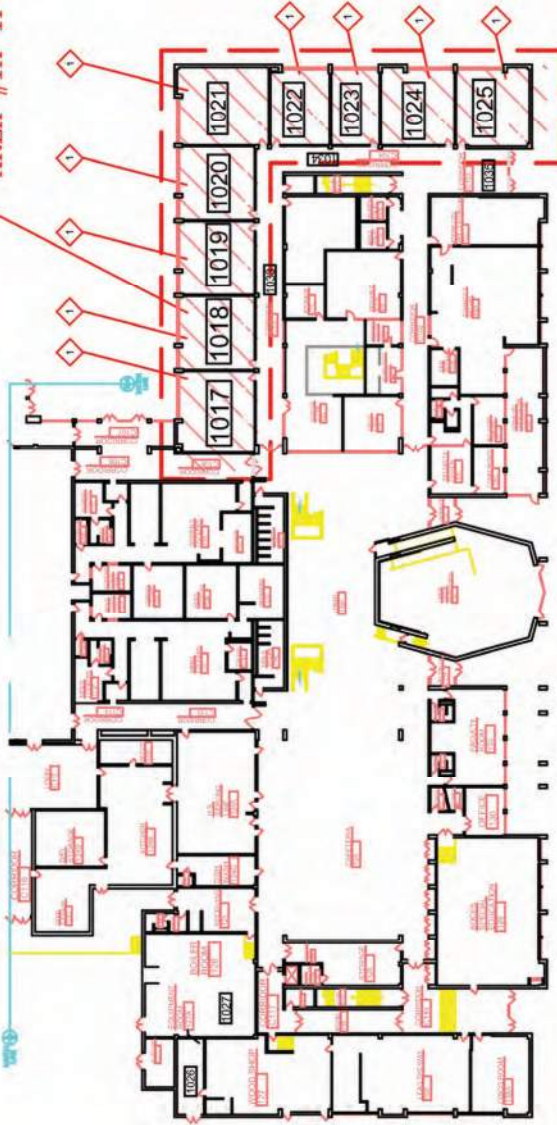
- A. ASBESTOS-CONTAINING OR ASBESTOS-CONTAMINATED WASTE (PER SPECIFICATION).
- B. "UNIVERSAL" WASTE, IF APPLICABLE, PER GOVERNING REGULATIONS.
- C. "HAZARDOUS" WASTE, IF APPLICABLE, PER GOVERNING REGULATIONS.
- D. CAD DEBRIS (PER SPECIFICATION), WHICH INCLUDES:
 - 1) DEBRIS WHICH IS NOT CONTAMINATED BY ASBESTOS OR ITEMS WHICH ARE NOT CLASSIFIED AS "UNIVERSAL MATERIALS AND WASTE" OR "HAZARDOUS MATERIALS AND WASTE".
 - 2) CLEAN/DECONTAMINATED BODIES OR PARTS OF REMOVED ITEMS WHICH ARE NOT CLASSIFIED AS "UNIVERSAL MATERIALS AND WASTE" OR "HAZARDOUS MATERIALS AND WASTE". RECYCLE METAL PARTS.

(J) ALL WORK AREAS THAT CANNOT BE SECURED IN LOCKABLE ENCLOSED AREAS SHALL BE CONSTRUCTED WITH PLYWOOD AND PROVIDED WITH LOCKABLE DOORS.

LEGEND

- NIC NOT IN CONTRACT
- XXXXX ROOM DESIGNATION NUMBER
- CONTRACT LIMIT
- DRAWING NOT TO SCALE

PROJECT ONE, WORK AREA #1A-11



ASBESTOS NOISE INDICATORS:

1 REMOVE AND DISPOSE OF ACM/FACM/FLOOR TILE AND MASTIC

(M) THE ABATEMENT CONTRACTOR ACKNOWLEDGES AND SOLELY ASSUMES FULL RESPONSIBILITY, AFTER COMMENCEMENT OF WORK, FOR WEATHER-TIGHTNESS AND WATER-TIGHTNESS OF THE BUILDING, ITS STRUCTURE, SYSTEMS AND COMPONENTS AND ASSUMES LIABILITY FOR RELATED DAMAGES TO THE BUILDING'S STRUCTURE, SYSTEMS, JOBS, FINISHES AND/OR EQUIPMENT ASSOCIATED COSTS AND TURNOVER. THE ABATEMENT CONTRACTOR IS FULLY RESPONSIBLE FOR THE PROTECTION OF ALL WATER SYSTEMS INCLUDING BUT NOT LIMITED TO SHOWERS, WATER TANKS, HOSES, METERS, ETC. WHETHER FOR THEIR WORK OR FOR USE BY THE OWNER AND/OR REPRESENTATIVE.

(N) BID DOCUMENT LISTING IS PROVIDED FOR INFORMATIONAL PURPOSES ONLY. THE ABATEMENT CONTRACTOR SHALL BE HELD SOLELY RESPONSIBLE FOR HAVING INVESTIGATED THE SITE AND VERIFIED CONDITIONS AND QUANTITIES PRIOR TO THE SUBMISSION OF HIS BID. BY SUBMISSION OF THE BID, THE ABATEMENT CONTRACTOR WAIVES ALL RIGHTS TO CHANGES IN CONTRACT AMOUNT.

(O) PROVIDE SPECIAL PROCEDURES, ENTRY PERMITS AND SAFETY MEANS AND MEASURES AS APPLICABLE AND IN COMPLIANCE WITH GOVERNING REGULATIONS, WHERE SPACES IN WHICH WORK IS TO BE PERFORMED QUALIFY AS A "CONFINED SPACE" COMPLY WITH THE OWNERS "CONFINED SPACE ENTRY PROGRAM". IF OWNER HAS NO "CONFINED SPACE ENTRY PROGRAM", THEN THE ABATEMENT CONTRACTOR SHALL BE RESPONSIBLE FOR THEIR EMPLOYEES AND PREPARATION AND SUBMISSION FOR PROJECT RECORD.

OWEGO APALACHIN CSD
HAZARDOUS ASBESTOS
 OWEGO, NY
 1 SHELDON GUILLE BLVD
 HIGH SCHOOL - FIRST FLOOR

SHEET NO.
 HA001

PROJECT NO.
 0761.04825.3A

DATE: 02/13/2026

DATE: 02/13/2026

Copyright 2026
 Keystone Environmental Services



58 Exchange Street
 Binghamton, New York, 13901
 Phone: 607.733.5117
 Fax: 607.722.2515
 Email: info@keystone.com
 www.keystone.com

END OF PROJECT ONE - WORK AREA #1 (A - I)

3.3 PROJECT ONE – OWEGO FREE ACADEMY MIDDLE SCHOOL / HIGH SCHOOL

A. WORK AREA #2 (A-I)

<u>Space Id No.</u>	<u>Room Use</u>	<u>Mirror Mastic (Unit)</u>
1001	Men’s Toilet 163	ALL
1005	Men’s Toilet 159	ALL
1006	Women’s Toilet 154	ALL
1008	Women’s Toilet 158	ALL
1009	Women’s Locker 157	ALL
1012	Men’s Toilet 166	ALL
1013	ADA Toilet 165	ALL
1014	ADA Toilet 167	ALL
1015	Women’s Toilet 168	ALL
Total		ALL

- I. Additional special conditions for Work Area #2 (A-I):
 - a. Work Area #2 (A-I) shall be performed as a small project, in conformance with 12 NYCRR Part 56 and/or any approved specific variance. See SECTION 02 82 02 - ASBESTOS ABATEMENT INFORMATION AVAILABLE TO BIDDERS.
 - b. The footages listed in the table are for informational purposes ONLY. Abatement Contractor shall be responsible for abatement of ALL asbestos containing material mirror mastic. The Abatement Contractor shall be responsible for all ACM associated with the mirrors.
 - c. No site-specific variance has been petitioned. The Abatement Contractor is responsible for their own means and methods and can petition for a site-specific variance but shall be subject to approval in writing by the ARCHITECT/CERTIFIED PROJECT DESIGNER .
 - d. Abatement Contractor shall be responsible for determining whether the materials are friable or non-friable and material assessments based on their own means and methods of abatement.
 - e. Work involving these areas has a specific start and completion date. See SECTION 02 82 02 – 3.1.C, PROJECT COORDINATION. Abatement Contractor shall be responsible for supplying sufficient manpower and materials to meet the schedule established by the building Owner.
 - f. HEPA negative air units shall be run at a minimum of four (4) air changes per hour during abatement.
 - g. All work areas that cannot be secured in lockable enclosed areas shall be constructed with plywood and provided with lockable doors.
 - h. Abatement Contractor shall be responsible for coordinating all required removal work and associated requirements for the renovation project with the Owner, School District, ARCHITECT/CERTIFIED PROJECT DESIGNER and Project Monitor.

- i. Work in the abatement work areas shall occur after the personal and waste decontamination units are in place, functional, and the Project Monitor has inspected the work area. The personal and waste decontamination units shall be connected to the work areas.
- j. Project Monitor should be on-site at all times the Abatement Contract is on-site.
- k. Any powered equipment use must be equipped with HEPA filter exhaust in addition to having GFCI protection.
- l. The Abatement Contractor shall be responsible for damage to areas not scheduled for renovation.
- m. Abatement Contractor shall be responsible to obtain all permitting for this work.
- n. Abatement Contractor shall be responsible for all systems associated with their work, including, but not limited to, underground utilities, water lines, incoming wire and telephone systems. Systems shall be tested by the Abatement Contractor to ensure they are in working order. This shall be coordinated with the Owner. Abatement Contractor shall be responsible for coordinating.
- o. School personnel shall move all equipment, furniture, etc., that is not fixed in place. Abatement Contractor shall be responsible for removing all other items.

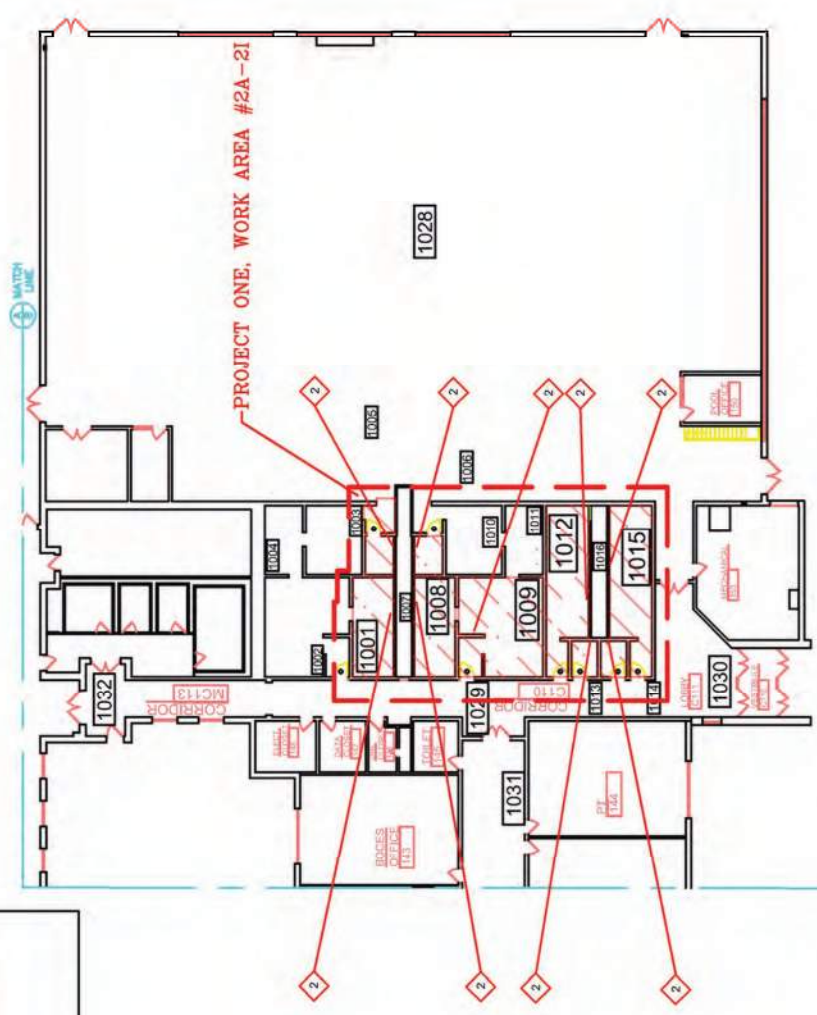
GENERAL NOTES:
(APPLY TO ALL "HA" DRAWINGS)

- (A) WORK INDICATED ON DRAWINGS IS SHOWN DIAGRAMMATICALLY. VERIFY IN FIELD (VIF) DIMENSIONS, QUANTITIES, LOCATIONS OF WORK, CONDITIONS, ETC., AND BE RESPONSIBLE FOR SAME.
- (B) ABATEMENT CONTRACTOR SHALL BE REQUIRED TO MAINTAIN A SECURE SAFE AREA FOR STAGING AND THEIR WORK AT A MINIMUM. ORANGE CONSTRUCTION FENCING SHALL BE SECURED AROUND THE PERIMETER OF THE SITE AND ORANGE ROLLED FENCING AROUND THE STAGING AREA AND WORK AREA. IT SHALL BE MAINTAINED THROUGHOUT THE PROJECT. DUMPSTER FACILITIES SHALL BE MAINTAINED AND LOCATED IN THE STAGING AREA.
- (C) THE ABATEMENT CONTRACTOR SHALL BE RESPONSIBLE FOR ALL ITEMS THAT ARE DAMAGED DURING THEIR WORK OUTSIDE OF THE WORK AREA.
- (D) WORK AREAS, INCLUDING HEPA LOCATIONS AND QUANTITY, PERSONAL DECONTAMINATION FACILITIES, WASTE DECONTAMINATION FACILITIES, ETC. SHALL BE CONFIGURED IN ACCORDANCE WITH THE DESCRIPTIONS, DRAWINGS, AND DIAGRAMS PROVIDED WITH THIS SECTION. WHERE CHOICES ARE PROVIDED, THE ABATEMENT CONTRACTOR SHALL NOTIFY THE CERTIFIED PROJECT DESIGNER OF HIS DECISION PRIOR TO EXECUTION OF THE CONTRACT. THE CERTIFIED PROJECT DESIGNER SHALL APPROVE PROPOSED CHANGES OR DEVIATIONS TO CONFIGURATION IN WRITING.
- (E) ABATEMENT CONTRACTOR SHALL BE RESPONSIBLE FOR ABATEMENT OF ALL FRIABLE, NON-FRIABLE ACM/PCM MATERIALS AND ASBESTOS CONTAMINATED MATERIALS. ABATEMENT CONTRACTOR SHALL REFER TO SECTION 02 82 11 ASBESTOS ABATEMENT INFORMATION AVAILABLE TO BIDDERS FOR THE ATTACHED PRE RENOVATION SURVEY FOR ASBESTOS & LEAD - CONTAINING MATERIALS REPORTS.
- (F) MECHANICAL, PLUMBING AND ELECTRICAL SHUT DOWN SHALL BE COORDINATED WITH THE OWNER AND/OR OWNER'S REPRESENTATIVE. THE ABATEMENT CONTRACTOR SHALL BE RESPONSIBLE FOR ENSURING ALL POWER IS DEENERGIZED IN THE AREAS AND COORDINATION OF ALL OSHA LOCK-OUT/TAG OUT SUFFICIENT FOR THEIR WORK. ABATEMENT CONTRACTOR SHALL RETAIN THE SERVICES OF AN ELECTRICIAN, COMMUNICATION, PLUMBING AND MECHANICAL TRADESMAN FOR THEIR WORK. IF ANY TRADE IS REQUIRED TO WORK IN DESIGNATED, ACTIVE WORK AREAS, THE TRADESMAN SHALL BE APPLICABLY NYS/DOH ASBESTOS CERTIFIED.
- (G) ASBESTOS ABATEMENT CONTRACTOR SHALL REFER TO SITE SPECIFIC VARIANCE AND ABATEMENT SUMMARY OF WORK FOR ALL OTHER SPECIAL CONDITIONS REQUIRED FOR THEIR WORK AND WORK AREAS. REFER TO ALL DRAWINGS, BID DOCUMENTS, DEMOLITION DETAILS, AND SCHEDULES FOR LOCATIONS AND OTHER ADDITIONAL NOTES ASSOCIATED WITH THEIR WORK. ANY DISCREPANCIES SHALL BE IDENTIFIED TO THE CERTIFIED PROJECT DESIGNER IN WRITING, PRIOR TO COMMENCING WITH ABATEMENT ACTIVITIES.
- (H) THE WORKING DAYS THAT HAVE BEEN ESTABLISHED ARE BASED ON THE OWNERS NEEDS. IF MORE HOURS ARE NEEDED DUE TO A LACK OF THE ABATEMENT CONTRACTOR'S ABILITY TO MEET THE SCHEDULED TIME LINES OR THE INSPECTION IS DEEMED UNSATISFACTORY, ALL COST ASSOCIATED FOR ADDITIONAL WORK SHALL BE THE RESPONSIBILITY OF THE ABATEMENT CONTRACTOR. IN ADDITION FOR START & FINISH DATES ESTABLISHED, TIMELINES AND/OR PHASING THE ABATEMENT CONTRACTOR SHALL REFER TO BID DOCUMENTS AS THE CONSTRUCTION MANAGER HAS DEFINED THESE.

- (I) ASBESTOS ABATEMENT CONTRACTOR IS RESPONSIBLE FOR DISPOSAL OF ALL WASTE GENERATED BY THEIR WORK AND INCLUDES THE FOLLOWING:
 - A. ASBESTOS-CONTAINING OR ASBESTOS-CONTAMINATED WASTE (PER SPECIFICATION).
 - B. 'UNIVERSAL' WASTE, IF APPLICABLE, PER GOVERNING REGULATIONS.
 - C. 'HAZARDOUS' WASTE, IF APPLICABLE, PER GOVERNING REGULATIONS.
 - D. CAD/DEBRIS (PER SPECIFICATION), WHICH INCLUDES:
 - 1) DEBRIS WHICH IS NOT CONTAMINATED BY ASBESTOS OR ITEMS WHICH ARE NOT CLASSIFIED AS "UNIVERSAL MATERIALS AND WASTE" OR "HAZARDOUS MATERIALS AND WASTE".
 - 2) CLEANED/DECONTAMINATED BODIES OR PARTS OF REMOVED ITEMS WHICH ARE NOT CLASSIFIED AS "UNIVERSAL MATERIALS AND WASTE" OR "HAZARDOUS MATERIALS AND WASTE". RECYCLE METAL PARTS.
- (J) ALL WORK AREAS THAT CANNOT BE SECURED IN LOCKABLE ENCLOSED AREAS SHALL BE CONSTRUCTED WITH PLYWOOD AND PROVIDED WITH LOCKABLE DOORS.

LEGEND

- NIC NOT IN CONTRACT
- XXXX ROOM DESIGNATION NUMBER
- CONTRACT LIMIT
- DRAWING NOT TO SCALE



ASBESTOS NOTE INDICATORS:

REMOVE AND DISPOSE OF ACM/PCM MIRROR MASTIC

(M) THE ABATEMENT CONTRACTOR ACKNOWLEDGES AND SOLELY ASSUMES FULL RESPONSIBILITY, AFTER COMMENCEMENT OF WORK, FOR WEATHER-TIGHTNESS, WATER-TIGHTNESS OF THE BUILDING, ITS STRUCTURE, SYSTEMS AND COMPONENTS. THE ABATEMENT CONTRACTOR IS SOLELY RESPONSIBLE FOR ALL TURN-ON AND TURN-OFF OF ALL WATER SYSTEMS, INCLUDING, BUT NOT LIMITED TO, SHOWERS, WATER TANKS, HOSING, METERS, ETC., WHETHER FOR THEIR WORK OR FOR USE BY THE OWNER AND REPRESENTATIVE.

(K) BID DOCUMENT LISTING IS PROVIDED FOR INFORMATIONAL PURPOSES ONLY. THE ABATEMENT CONTRACTOR SHALL BE HELD SOLELY RESPONSIBLE FOR HAVING INVESTIGATED THE SITE AND VERIFIED CONDITIONS AND QUANTITIES PRIOR TO THE SUBMISSION OF HIS BID BY SUBMISSION OF THE BID. THE ABATEMENT CONTRACTOR WAIVES ALL RIGHTS TO CHANGES IN CONTRACT AMOUNT.

(L) PROVIDE SPECIAL PROCEDURES: ENTRY PERMITS AND SAFETY MEANS AND MEASURES, AS APPLICABLE AND IN COMPLIANCE WITH GOVERNING REGULATIONS, WHERE SPACES IN WHICH WORK IS TO BE PERFORMED QUALIFY AS A "CONFINED SPACE" COMPLY WITH THE OWNERS "CONFINED SPACE ENTRY PROGRAM". IF OWNER HAS NO "CONFINED SPACE ENTRY PROGRAM", THEN THE ABATEMENT CONTRACTOR SHALL BE RESPONSIBLE FOR THEIR EMPLOYEES AND PREPARATION AND SUBMISSION FOR PROJECT RECORD.

OWEGO APALACHIN CSD
HAZARDOUS ASBESTOS
 OWEGO, NY
 1 SHELDON GUILLE BLVD
 MIDDLE SCHOOL - FIRST FLOOR, POOL AREA

SHEET NO.
HA002

PROJECT NO.
0761.04825.3A

DATE: 02/13/2026

Copyright © 2026
 Keystone Environmental Services



58 Exchange Street
 Binghamton, New York 13901
 Phone: 607.723.5117
 Fax: 607.722.2515
 Email: info@kecompanies.com
 www.kecompanies.com

END OF PROJECT ONE - WORK AREA #2 (A-I)

3.4 PROJECT ONE – OWEGO FREE ACADEMY MIDDLE SCHOOL / HIGH SCHOOL

A. WORK AREA #3 (A-C)

Space Id No.	Room Use	Floor Tile/Mastic (Sq Ft)	Ductwork Insulation (Sq Ft)	Sink Mastic (Unit)	Blackboard, Whiteboard, Tackboard Mastic (Unit)
2004	Classroom 252	ALL	-	-	-
2005	Classroom 253	ALL	-	-	-
2006	Classroom 254	ALL	-	-	-
2007	Classroom 255	ALL	-	-	-
2008	Classroom 256	ALL	-	-	-
2009	Classroom 257	ALL	-	-	-
2010	Classroom 258	ALL	-	-	-
2011	Classroom 260	ALL	-	-	-
2012	Classroom 261	ALL	-	-	-
2013	Classroom 269	ALL	-	1	ALL
2014	Classroom 270	ALL	-	-	ALL
2015	Classroom 273	ALL	-	-	ALL
2016	Classroom 275	ALL	-	-	ALL
2017	Classroom 276	ALL	ALL	1	ALL
2018	Classroom 277	ALL	-	-	ALL
2019	Classroom 278	ALL	-	1	ALL
2020	Classroom 279	ALL	-	-	ALL
2021	Classroom 280	ALL	-	1	ALL
2028	Storage Room 263	ALL	-	-	ALL
Total		ALL	ALL	4	ALL

- I. Additional special conditions for Work Area #3 (A-C):
 - a. Work Area #3 (A-C) shall be performed as a large project, in conformance with 12 NYCRR Part 56 and/or any approved specific variance. See SECTION 02 82 02- ASBESTOS ABATEMENT INFORMATION AVAILABLE TO BIDDERS.
 - b. The footages listed in the table are for informational purposes ONLY. Abatement Contractor shall be responsible for abatement of ALL floor tile and mastic, ductwork insulation, sink mastic, blackboard mastic, whiteboard mastic and tackboard mastic located in Work Area #3 (A-C) associated with renovation work. Location shall be coordinated with other Prime Contractor’s, ARCHITECT/CERTIFIED PROJECT DESIGNER , Architectural Drawings and/or Project Monitor.
 - c. All work areas that cannot be secured in lockable enclosed areas shall be constructed with plywood and provided with lockable doors.
 - d. HEPA negative air units shall be run at a minimum of four (4) air changes per hour during abatement.

- e. Work in the areas shall occur after the personal and waste decontamination units are in place, functional and the Project Monitor has inspected the mini enclosures/work area.
- f. Work involving these areas has a specific start and completion date. See SECTION 02 82 11, 3.1, C., PROJECT COORDINATION. Abatement Contractor shall be responsible for supplying sufficient manpower and materials to meet the schedule established by the Owner.
- g. Only low odor mastic remover shall be approved for use. Mastic remover must be thoroughly cleaned from all areas inside the building. Permeable materials (wood, drywall, carpets, plaster, etc.) must be protected from absorbing the mastic remover solvents. Mastic remover application and cleanup instructions must be strictly followed. A minimum of two soap and water washes must be done on all surfaces where mastic remover was applied.
- h. Any encapsulant, mastic remover, or other product used, shall be compatible with new floor finish. It shall be the Abatement Contractor's responsibility to coordinate the product being used on the floor, to make sure that is acceptable with the approved products being reinstalled. No encapsulant, mastic remover and/or any other product shall be used that has not been approved.
- i. School personnel shall move all equipment, furniture, etc. that is not fixed in place. Abatement Contractor shall be responsible to remove all other items.
- j. Abatement Contractor shall be responsible for the removal of all base cove and mastic (if present), regardless of asbestos containing materials, or non-asbestos containing materials. Contactor shall be responsible to employ removal methods, sufficient cleaning, and/or other such means, methods or equipment to provide areas free of odors, fumes, and/or irritants or residues. Abatement Contractor shall respond and remove the cause of such odors, fumes, or irritants at its own expense if notified by the Owner or Architect, within six months of the date of substantial completion.
- k. Abatement Contractor shall be responsible for abatement of all flooring materials down to the structural flooring substrate, including but not limited to, mastic, fillers, plywood, multiple layers of floor tile, and/or associated patching/leveling materials. Floor shall be left in a condition that is ready to accept the installation of new flooring materials. If absolute verification of existing floor systems are necessary for the preparation of bids or the execution of the work, the Abatement Contractor shall request Owner's permission and shall core sample the floor system, at the Abatement Contractor's expense.
- l. The Abatement Contractor shall be responsible for damage to other areas not scheduled for abatement.
- m. Abatement Contractor shall be responsible for the removal and disposal of all carpet and mastic or other materials installed on asbestos containing flooring. All materials shall be removed and disposed of as asbestos. Abatement Contractor shall be responsible for all floor tile and mastic and shall confirm walls, univents, counters, etc. are not built over top of floor tile and mastic.
- n. Refer to Architectural Drawings, demolition details, and schedules for locations and other additional notes regarding floor tile and mastic removal. Architectural Drawings shall receive precedence over any discrepancies between contract documents. Any discrepancies shall be identified to the ARCHITECT/CERTIFIED PROJECT DESIGNER in writing, prior to commencing with abatement activities.

- o. If a “bead blaster” is used to remove the mastic on the floors, Abatement Contractor shall be responsible for any damage that may occur to the concrete floor slab from the use of the “bead blaster” or calibrations of the “bead blaster”. The damaged areas shall be remedied with flash patching or new concrete top coating that is compatible with new floor finish. This also applies if floor damage occurs from manual abatement techniques used on the floor.
- p. Abatement Contractor shall seal all floor penetrations prior to using any liquids on the floors. Abatement Contractor shall be responsible to monitor and protect all areas under or outside of their work areas. The Abatement Contractor shall be responsible for responding immediately to address any areas damaged outside of their work areas.
- q. The Abatement Contractor shall be responsible for the abatement of sink mastic in rooms 269, 276, 279 and 280, which are scheduled for renovation during the summer. The asbestos abatement includes all mastic/adhesives associated with the room equipment. The Abatement Contractor will also be responsible for all system disconnection associated with the sinks, including, but not limited to, the water, gas, drains and electrical services. When they have been reconnected, the Abatement Contractor shall ensure that they are in working order and shall test all systems. These items will be coordinated with the Owner, Project Monitoring and ARCHITECT/CERTIFIED PROJECT DESIGNER .
- r. Abatement Contractor shall note that the abatement work areas 3A, 3B and 3C shall not be divided up. Abatement Contractor shall use a tunnel in Corridor (Second Floor) to incorporate all spaces into three (3) abatement enclosures. Project Monitor, ARCHITECT/CERTIFIED PROJECT DESIGNER , and Owner shall have the final decision on how the work area enclosures are laid out/defined. All Abatement Contractor’s shall allow for this in their bid.
- s. Suspended ceiling removal may be required to gain access to the ductwork insulation. Abatement Contractor shall allow for this in their bid. The Abatement Contractor shall be responsible for all damaged plaster, tile and grid system that are damaged during their work outside of the renovation area. The Abatement Contractor is responsible for all abatement and disposal of ductwork insulation in room 276 into the chase then edges encapsulated. Chase opening shall be capped.
- t. Asbestos Abatement Contractor shall note that floor tile and mastic in spaces 2004-2012 spot abatement under univents and window wall casework.

GENERAL NOTES:
(APPLY TO ALL "HA" DRAWINGS)

- (A) WORK INDICATED ON DRAWINGS IS SHOWN DIAGRAMMATICALLY. VERIFY IN FIELD (VIF) DIMENSIONS, QUANTITIES, LOCATIONS OF WORK, CONDITIONS, ETC., AND BE RESPONSIBLE FOR SAME.
- (B) ABATEMENT CONTRACTOR SHALL BE REQUIRED TO MAINTAIN A SECURE SAFE AREA FOR STAGING AND THEIR WORK AT A MINIMUM, ORANGE CONSTRUCTION FENCING SHALL BE SECURED AROUND THE PERIMETER OF THE SITE AND ORANGE ROLLED FENCING AROUND THE STAGING AREA AND WORK AREA. IT SHALL BE MAINTAINED THROUGHOUT THE PROJECT. DUMPSTER FACILITIES SHALL BE MAINTAINED AND LOCATED IN THE STAGING AREA.
- (C) THE ABATEMENT CONTRACTOR SHALL BE RESPONSIBLE FOR ALL ITEMS THAT ARE DAMAGED DURING THEIR WORK OUTSIDE OF THE WORK AREA.

- (D) WORK AREAS, INCLUDING HEPA LOCATIONS AND QUANTITY, PERSONAL DECONTAMINATION FACILITIES, WASTE DECONTAMINATION FACILITIES, ETC. SHALL BE CONFIGURED IN ACCORDANCE WITH THE DESCRIPTIONS, DRAWINGS, AND DIAGRAMS PROVIDED WITH THIS SECTION. WHERE CHOICES ARE PROVIDED, THE ABATEMENT CONTRACTOR SHALL NOTIFY THE CERTIFIED PROJECT DESIGNER OF HIS DESIGN PRIOR TO EXECUTION OF THE CONTRACT. THE CERTIFIED PROJECT DESIGNER SHALL APPROVE PROPOSED CHANGES OR DEVIATIONS TO CONFIGURATION IN WRITING.
- (E) ABATEMENT CONTRACTOR SHALL BE RESPONSIBLE FOR ABATEMENT OF ALL FRIBLE, NON-FRIBLE ACM/PACM MATERIALS AND ASBESTOS CONTAMINATED MATERIALS. ABATEMENT CONTRACTOR SHALL REFER TO SECTION 02 82 11 ASBESTOS ABATEMENT INFORMATION AVAILABLE TO BIDDERS FOR THE ATTACHED PRE RENOVATION SURVEY FOR ASBESTOS & LEAD - CONTAINING MATERIALS REPORTS.

- (F) MECHANICAL, PLUMBING AND ELECTRICAL SHUT DOWN SHALL BE COORDINATED WITH THE OWNER AND/OR OWNERS REPRESENTATIVE. THE ABATEMENT CONTRACTOR SHALL BE RESPONSIBLE FOR ENSURING ALL POWER IS DEENERGIZED IN THE AREAS AND COORDINATION OF ALL OSHA LOCK-OUT/TAG OUT SUFFICIENT FOR THEIR WORK. ABATEMENT CONTRACTOR SHALL RETAIN THE SERVICES OF AN ELECTRICIAN, COMMUNICATION, PLUMBING AND MECHANICAL TRADESMAN FOR THEIR WORK. IF ANY TRADE IS REQUIRED TO WORK IN DESIGNATED, ACTIVE WORK AREAS, THE TRADESMAN SHALL BE APPLICABLY NYS/DOH ASBESTOS CERTIFIED.

- (G) ASBESTOS ABATEMENT CONTRACTOR SHALL REFER TO SITE SPECIFIC VARIANCE AND ABATEMENT SUMMARY OF WORK FOR ALL OTHER SPECIAL CONDITIONS REQUIRED FOR THEIR WORK AND WORK AREAS. REFER TO ALL DRAWINGS, BID DOCUMENTS, SPECIFICATIONS, PERMITS, OSHA PLANES OR OTHER REGULATORY AGENCIES. ALL NOTES ASSOCIATED WITH THEIR WORK AND DISCREPANCIES SHALL BE IDENTIFIED TO THE CERTIFIED PROJECT DESIGNER IN WRITING, PRIOR TO COMMENCING WITH ABATEMENT ACTIVITIES.

- (H) THE WORKING DAYS THAT HAVE BEEN ESTABLISHED ARE BASED ON THE OWNERS NEEDS. IF MORE HOURS ARE NEEDED DUE TO A LACK OF THE ABATEMENT CONTRACTOR'S ABILITY TO MEET THE SCHEDULED TIME LINES OR THE INSPECTION IS DEEMED UNSATISFACTORY, ALL COST ASSOCIATED FOR ADDITIONAL WORK SHALL BE THE RESPONSIBILITY OF THE ABATEMENT CONTRACTOR. IN ADDITION FOR START & FINISH DATES, ESTABLISHED TIMELINES AND/OR PHASING THE ABATEMENT CONTRACTOR SHALL REFER TO BID DOCUMENTS AS THE CONSTRUCTION MANAGER HAS DEFINED THESE.

- (I) ASBESTOS ABATEMENT CONTRACTOR IS RESPONSIBLE FOR DISPOSAL OF ALL WASTE GENERATED BY OR ASBESTOS-CONTAMINATED WASTE (PER SPECIFICATION).

- A. ASBESTOS-CONTAINING OR ASBESTOS-CONTAMINATED WASTE (PER SPECIFICATION).
- B. "UNIVERSAL" WASTE, IF APPLICABLE, PER GOVERNING REGULATIONS.
- C. "HAZARDOUS" WASTE, IF APPLICABLE, PER GOVERNING REGULATIONS.
- D. C&D DEBRIS (PER SPECIFICATION), WHICH INCLUDES:

- 1) DEBRIS WHICH IS NOT CONTAMINATED BY ASBESTOS OR ITEMS WHICH ARE NOT CLASSIFIED AS "UNIVERSAL MATERIALS AND WASTE" OR "HAZARDOUS MATERIALS AND WASTE".
- 2) CLEANED/DECONTAMINATED BODIES OR PARTS OF REMOVED ITEMS WHICH ARE NOT CLASSIFIED AS "UNIVERSAL MATERIALS AND WASTE" OR "HAZARDOUS MATERIALS AND WASTE". RECYCLE METAL PARTS.

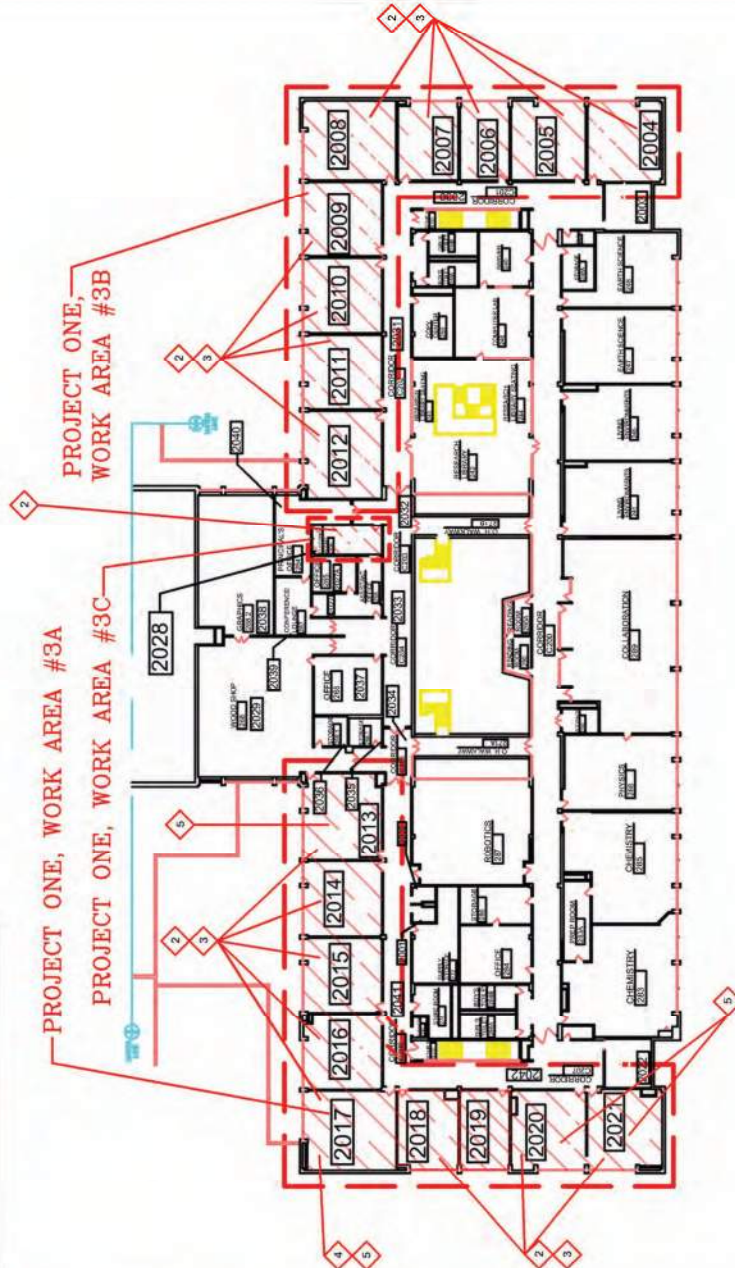
- (J) ALL WORK AREAS THAT CANNOT BE SECURED IN LOCKABLE ENCLOSED AREAS SHALL BE CONSTRUCTED WITH PLYWOOD AND PROVIDED WITH LOCKABLE DOORS.

LEGEND

- NIC NOT IN CONTRACT
- XXXXX ROOM DESIGNATION NUMBER
- CONTRACT LIMIT
- DRAWING NOT TO SCALE

ASBESTOS NOTE INDICATORS:

- 2 REMOVE AND DISPOSE OF ACM/PACM FLOOR TILE AND MASTIC
- 3 REMOVE AND DISPOSE OF ACM/PACM BLANK BOARD, WHITE BOARD AND TACK BOARD MASTIC
- 4 REMOVE AND DISPOSE OF ACM/PACM DUCTWORK INSULATION
- 5 REMOVE AND DISPOSE OF ACM/PACM SINK MASTIC



(M) THE ABATEMENT CONTRACTOR ACKNOWLEDGES AND SOLELY ASSUMES FULL RESPONSIBILITY, AFTER COMMENCEMENT OF WORK, FOR WEATHER-TIGHTNESS AND WATER-TIGHTNESS OF THE BUILDING, ITS STRUCTURE, SYSTEMS AND COMPONENTS AND ASSUMES LIABILITY FOR RELATED DAMAGES TO THE BUILDING'S STRUCTURE, SYSTEMS, COMPONENTS, FINISHES AND CONTENTS AND FOR ALL ASSOCIATED COSTS AND EXPENSES. THE ABATEMENT CONTRACTOR IS SOLELY RESPONSIBLE FOR ALL TURN-ON AND TURN-OFF OF ALL WATER SYSTEMS, INCLUDING, BUT NOT LIMITED TO, SHOWERS, WATER TANKS, HOSES, METERS, ETC. WHETHER FOR THEIR WORK OR FOR USE BY THE OWNER AND/OR REPRESENTATIVE.

(K) BID DOCUMENT LISTING IS PROVIDED FOR INFORMATIONAL PURPOSES ONLY. THE ABATEMENT CONTRACTOR SHALL BE HELD SOLELY RESPONSIBLE FOR HAVING INVESTIGATED THE SITE AND VERIFIED CONDITIONS AND QUANTITIES PRIOR TO THE SUBMISSION OF HIS BID. BY SUBMISSION OF THE BID, THE ABATEMENT CONTRACTOR WAIVES ALL RIGHTS TO CHANGES IN CONTRACT AMOUNT.

(L) PROVIDE SPECIAL PROCEDURES, ENTRY PERMITS AND SAFETY MEANS AND MEASURES, AS APPLICABLE AND IN COMPLIANCE WITH GOVERNING REGULATIONS, WHERE SPACES IN WHICH WORK IS TO BE PERFORMED QUALIFY AS A "CONFINED SPACE" COMPLY WITH THE OWNER'S "CONFINED SPACE ENTRY PROGRAM". IF OWNER HAS NO "CONFINED SPACE ENTRY PROGRAM", THEN THE ABATEMENT CONTRACTOR SHALL BE RESPONSIBLE FOR THEIR EMPLOYEES AND PREPARATION AND SUBMISSION FOR PROJECT RECORD.



58 Exchange Street
Binghamton, New York 13901
Phone: 607.723.5117
Fax: 607.722.2515
Email: info@kecompanies.com
www.kecompanies.com

OWEGO APALACHIN CSD
HAZARDOUS ASBESTOS
1 SHELDON GUILLE BLVD
OWEGO, NY
HIGH SCHOOL - SECOND FLOOR

SHEET NO.
HA003

PROJECT NO.
0761.04825.3A

DATE: 02/13/2026

Copyright 2026
Keystone Environmental Services

END OF PROJECT ONE - WORK AREA #3 (A-C)

3.5 PROJECT TWO – APALACHIN ELEMENTARY SCHOOL

A. WORK AREA #1

Space Id No.	Room Use	Floor Tile/Mastic (Sq Ft)	Pipe Insulation (Sq Ft)
1001	Cafeteria 203	ALL	ALL
1002	Storage Room 203A	ALL	ALL
Total		ALL	ALL

- l. Additional special conditions for Work Area #1:
 - a. Work Area #1 shall be performed as a large project, in conformance with 12 NYCRR Part 56 and/or any approved specific variance. See SECTION 02 82 02- ASBESTOS ABATEMENT INFORMATION AVAILABLE TO BIDDERS.
 - b. The footages listed in the table are for informational purposes ONLY. Abatement Contractor shall be responsible for abatement of ALL floor tile and mastic and pipe insulation located in Work Area #1 associated with renovation work. Location shall be coordinated with other Prime Contractor’s, ARCHITECT/CERTIFIED PROJECT DESIGNER , Architectural Drawings and/or Project Monitor.
 - c. All work areas that cannot be secured in lockable enclosed areas shall be constructed with plywood and provided with lockable doors.
 - d. HEPA negative air units shall be run at a minimum of four (4) air changes per hour during abatement.
 - e. Work in the areas shall occur after the personal and waste decontamination units are in place, functional and the Project Monitor has inspected the mini enclosures/work area.
 - f. Work involving these areas has a specific start and completion date. See SECTION 02 82 11, 3.1, C., PROJECT COORDINATION. Abatement Contractor shall be responsible for supplying sufficient manpower and materials to meet the schedule established by the Owner.
 - g. Only low odor mastic remover shall be approved for use. Mastic remover must be thoroughly cleaned from all areas inside the building. Permeable materials (wood, drywall, carpets, plaster, etc.) must be protected from absorbing the mastic remover solvents. Mastic remover application and cleanup instructions must be strictly followed. A minimum of two soap and water washes must be done on all surfaces where mastic remover was applied.
 - h. Any encapsulant, mastic remover, or other product used, shall be compatible with new floor finish. It shall be the Abatement Contractor’s responsibility to coordinate the product being used on the floor, to make sure that is acceptable with the approved products being reinstalled. No encapsulant, mastic remover and/or any other product shall be used that has not been approved.
 - i. School personnel shall move all equipment, furniture, etc. that is not fixed in place. Abatement Contractor shall be responsible for removing all other items.

- j. Abatement Contractor shall be responsible for the removal of all base cove and mastic (if present), regardless of asbestos containing materials, or non-asbestos containing materials. Contactor shall be responsible to employ removal methods, sufficient cleaning, and/or other such means, methods or equipment to provide areas free of odors, fumes, and/or irritants or residues. Abatement Contractor shall respond and remove the cause of such odors, fumes, or irritants at its own expense if notified by the Owner or Architect, within six months of the date of substantial completion.
- k. Abatement Contractor shall be responsible for abatement of all flooring materials down to the structural flooring substrate, including but not limited to, mastic, fillers, plywood, multiple layers of floor tile, and/or associated patching/leveling materials. Floor shall be left in a condition that is ready to accept the installation of new flooring materials. If absolute verification of existing floor systems are necessary for the preparation of bids or the execution of the work, the Abatement Contractor shall request Owner's permission and shall core sample the floor system, at the Abatement Contractor's expense.
- l. The Abatement Contractor shall be responsible for damage to other areas not scheduled for abatement.
- m. Abatement Contractor shall be responsible for the removal and disposal of all carpet and mastic or other materials installed on asbestos containing flooring. All materials shall be removed and disposed of as asbestos. Abatement Contractor shall be responsible for all floor tile and mastic and shall confirm walls, univents, counters, etc. are not built over top of floor tile and mastic.
- n. Refer to Architectural Drawings, demolition details, and schedules for locations and other additional notes regarding floor tile and mastic removal. Architectural Drawings shall receive precedence over any discrepancies between contract documents. Any discrepancies shall be identified to the ARCHITECT/CERTIFIED PROJECT DESIGNER in writing, prior to commencing with abatement activities.
- o. If a "bead blaster" is used to remove the mastic on the floors, Abatement Contractor shall be responsible for any damage that may occur to the concrete floor slab from the use of the "bead blaster" or calibrations of the "bead blaster". The damaged areas shall be remedied with flash patching or new concrete top coating that is compatible with new floor finish. This also applies if floor damage occurs from manual abatement techniques used on the floor.
- p. Abatement Contractor shall seal all floor penetrations prior to using any liquids on the floors. Abatement Contractor shall be responsible to monitor and protect all areas under or outside of their work areas. The Abatement Contractor shall be responsible for responding immediately to address any areas damaged outside of their work areas.
- q. Plaster ceilings/walls, suspended ceiling tiles, metal pan ceilings, etc., removal may be required to gain access to the pipe insulation. Abatement Contractor shall allow for all ceilings to be removed and disposed of as asbestos in their bid. There are minor and small friable incidental disturbances above ceilings to be asbestos abated. The Abatement Contractor shall be responsible for all damaged plaster, tile and grid systems that are damaged during their work outside of the renovation area.
- r. Abatement Contractor shall be responsible for all removal and disposal of thermal insulation, roof drain bowl and leader insulation in the work area.

GENERAL NOTES:
(APPLY TO ALL "A" DRAWINGS)

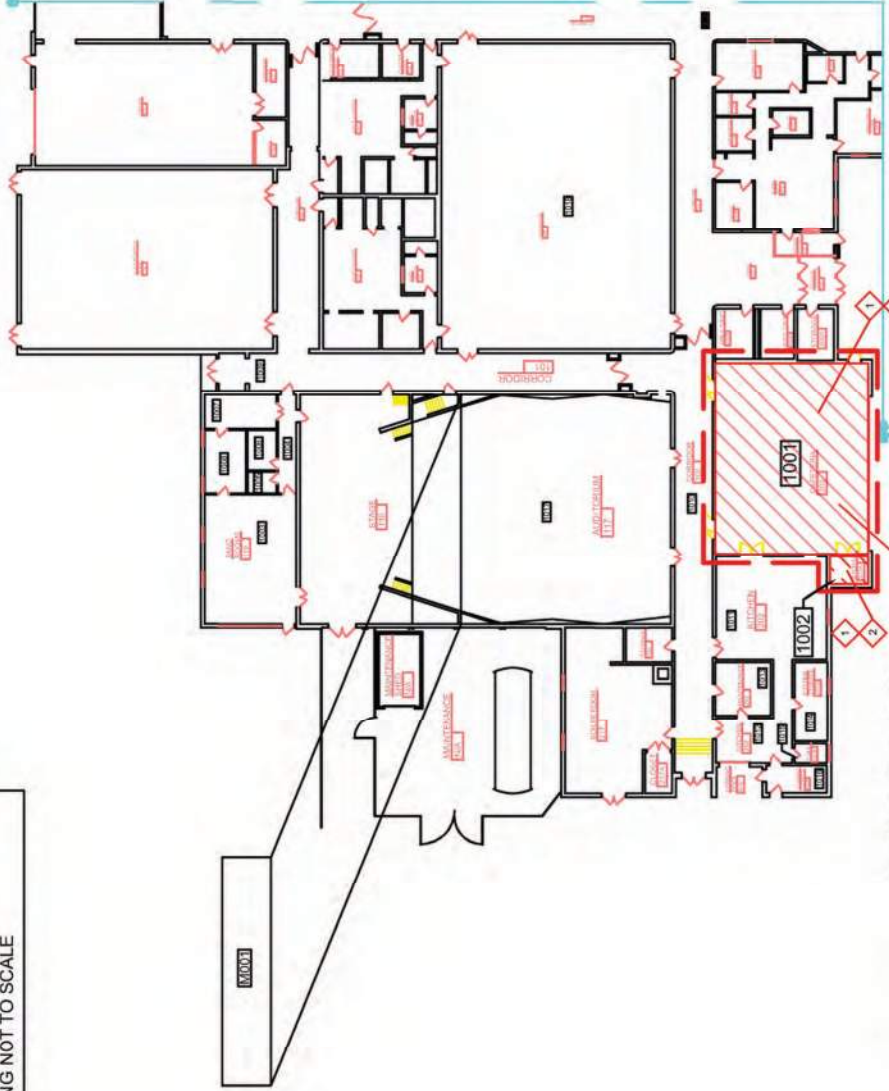
- (A) WORK INDICATED ON DRAWINGS IS SHOWN DIAGRAMMATICALLY. VERIFY IN FIELD (VIF) DIMENSIONS, QUANTITIES, LOCATIONS OF WORK, CONDITIONS, ETC., AND BE RESPONSIBLE FOR SAME.
- (B) ABATEMENT CONTRACTOR SHALL BE REQUIRED TO MAINTAIN A SECURE SAFE AREA FOR STAGING AND THEIR WORK. AT A MINIMUM, ORANGE CONSTRUCTION FENCING SHALL BE SECURED AROUND THE PERIMETER OF THE SITE AND ORANGE ROLLED FENCING AROUND THE STAGING AREA AND WORK AREA. IT SHALL BE MAINTAINED THROUGHOUT THE PROJECT. DUMPSTER FACILITIES SHALL BE MAINTAINED AND LOCATED IN THE STAGING AREA.
- (C) THE ABATEMENT CONTRACTOR SHALL BE RESPONSIBLE FOR ALL ITEMS THAT ARE DAMAGED DURING THEIR WORK OUTSIDE OF THE WORK AREA.
- (D) WORK AREAS, INCLUDING HEPA LOCATIONS AND QUANTITY, PERSONAL DECONTAMINATION FACILITIES, WASTE DECONTAMINATION FACILITIES, ETC. SHALL BE CONFIGURED IN ACCORDANCE WITH THE DESCRIPTIONS, DRAWINGS, AND DIAGRAMS PROVIDED WITH THIS SECTION. WHERE CHOICES ARE PROVIDED, THE ABATEMENT CONTRACTOR SHALL NOTIFY THE CERTIFIED PROJECT DESIGNER OF HIS DECISION PRIOR TO EXECUTION OF THE CONTRACT. THE CERTIFIED PROJECT DESIGNER SHALL APPROVE PROPOSED CHANGES OR DEVIATIONS TO CONFIGURATION IN WRITING.
- (E) ABATEMENT CONTRACTOR SHALL BE RESPONSIBLE FOR ABATEMENT OF ALL FRAGILE, NON-FRAGILE ACM/PCM MATERIALS AND ASBESTOS CONTAMINATED MATERIALS. ABATEMENT CONTRACTOR SHALL REFER TO SECTION 02 82 11 ASBESTOS ABATEMENT INFORMATION AVAILABLE TO BIDDERS FOR THE ATTACHED PRE RENOVATION SURVEY FOR ASBESTOS & LEAD - CONTAINING MATERIALS REPORTS.
- (F) MECHANICAL, PLUMBING AND ELECTRICAL SHUT DOWN SHALL BE COORDINATED WITH THE OWNER AND/OR OWNER'S REPRESENTATIVE. THE ABATEMENT CONTRACTOR SHALL BE RESPONSIBLE FOR ENSURING ALL POWER IS DEENERGIZED IN THE AREAS AND COORDINATION OF ALL OSHA LOCK-OUT/TAG OUT SUFFICIENT FOR THEIR WORK. ABATEMENT CONTRACTOR SHALL RETAIN THE SERVICES OF AN ELECTRICIAN, MECHANICAL, PLUMBING AND MECHANICAL TRADESMAN FOR THEIR WORK. IF ANY TRADE IS REQUIRED TO WORK IN DESIGNATED, ACTIVE WORK AREAS, THE TRADESMAN SHALL BE APPLICABLY NYS/DOL ASBESTOS CERTIFIED.
- (G) ASBESTOS ABATEMENT CONTRACTOR SHALL REFER TO SITE SPECIFIC VARIANCE AND ABATEMENT SUMMARY OF WORK FOR ALL OTHER SPECIAL CONDITIONS REQUIRED FOR THEIR WORK AND WORK AREAS. REFER TO ALL DRAWINGS, BID DOCUMENTS, DEMOLITION DETAILS AND SCHEDULES FOR LOCATIONS AND OTHER ADDITIONAL NOTES ASSOCIATED WITH THEIR WORK. ANY DISCREPANCIES SHALL BE IDENTIFIED TO THE CERTIFIED PROJECT DESIGNER IN WRITING, PRIOR TO COMMENCING WITH ABATEMENT ACTIVITIES.
- (H) THE WORKING DAYS THAT HAVE BEEN ESTABLISHED ARE BASED ON THE OWNERS NEEDS. IF MORE HOURS ARE NEEDED DUE TO A LACK OF THE ABATEMENT CONTRACTOR'S ABILITY TO MEET THE SCHEDULED TIME LINES OR THE INSPECTION IS DEEMED UNSATISFACTORY, ALL COST ASSOCIATED FOR ADDITIONAL WORK SHALL BE THE RESPONSIBILITY OF THE ABATEMENT CONTRACTOR. IN ADDITION FOR START & FINISH DATES, ESTABLISHED TIMELINES AND/OR PHASING THE ABATEMENT CONTRACTOR SHALL REFER TO BID DOCUMENTS AS THE CONSTRUCTION MANAGER HAS DEFINED THESE.
- (I) ASBESTOS ABATEMENT CONTRACTOR IS RESPONSIBLE FOR DISPOSAL OF ALL WASTE GENERATED BY THEIR WORK AND INCLUDES THE FOLLOWING:
A. ASBESTOS-CONTAINING OR ASBESTOS-CONTAMINATED WASTE (PER SPECIFICATION).
B. "UNIVERSAL" WASTE, IF APPLICABLE, PER GOVERNING REGULATIONS.
C. "HAZARDOUS" WASTE, IF APPLICABLE, PER GOVERNING REGULATIONS.
D. CAD DEBRIS (PER SPECIFICATION), WHICH INCLUDES:
1) DEBRIS WHICH IS NOT CONTAMINATED BY ASBESTOS OR ITEMS WHICH ARE NOT CLASSIFIED AS "UNIVERSAL MATERIALS AND WASTE" OR "HAZARDOUS MATERIALS AND WASTE".
2) CLEANED/DECONTAMINATED BODIES OR PARTS OF REMOVED ITEMS WHICH ARE NOT CLASSIFIED AS "UNIVERSAL MATERIALS AND WASTE" OR "HAZARDOUS MATERIALS AND WASTE" - RECYCLE METAL PARTS.
- (J) ALL WORK AREAS THAT CANNOT BE SECURED IN LOCKABLE ENCLOSED AREAS SHALL BE CONSTRUCTED WITH PLYWOOD AND PROVIDED WITH LOCKABLE DOORS.

LEGEND

- NIC NOT IN CONTRACT
- XXXX ROOM DESIGNATION NUMBER
- CONTRACT LIMIT
- DRAWING NOT TO SCALE

ASBESTOS NOTE INDICATORS:

- 1 REMOVE AND DISPOSE OF ACM/PCM THERMAL INSULATION
- 2 REMOVE AND DISPOSE OF ACM/PCM FLOOR TILE AND MASTIC



(K) BID DOCUMENT LISTING IS PROVIDED FOR INFORMATIONAL PURPOSES ONLY. THE ABATEMENT CONTRACTOR SHALL BE HELD SOLELY RESPONSIBLE FOR HAVING INVESTIGATED THE SITE AND VERIFIED CONDITIONS AND QUANTITIES PRIOR TO THE SUBMISSION OF HIS BID BY SUBMISSION OF THE BID. THE ABATEMENT CONTRACTOR WAIVES ALL RIGHTS TO CHANGES IN CONTRACT AMOUNT.

(L) PROVIDE SPECIAL PROCEDURES, ENTRY PERMITS AND SAFETY MEANS AND MEASURES, AS APPLICABLE AND IN COMPLIANCE WITH GOVERNING REGULATIONS WHERE SPACES IN WHICH WORK IS TO BE PERFORMED QUALIFY AS "CONFINED SPACES" COMPLY WITH THE OWNERS "CONFINED SPACE ENTRY PROGRAM". IF OWNER HAS NO "CONFINED SPACE ENTRY PROGRAM" THEN THE ABATEMENT CONTRACTOR SHALL BE RESPONSIBLE FOR THEIR EMPLOYEES AND PREPARATION AND SUBMISSION FOR PROJECT RECORD.

(M) THE ABATEMENT CONTRACTOR ACKNOWLEDGES AND SOLELY ASSUMES FULL RESPONSIBILITY, AFTER COMMENCEMENT OF WORK, FOR WEATHER-TIGHTNESS AND WATER-TIGHTNESS OF THE BUILDING, ITS STRUCTURE, SYSTEMS AND COMPONENTS AND ASSUMES LIABILITY FOR RELATED DAMAGES TO THE BUILDING'S STRUCTURE, SYSTEMS, COMPONENTS, FINISHES AND CONTENTS AND FOR ALL ASSOCIATED COSTS AND EXPENSES. THE ABATEMENT CONTRACTOR IS SOLELY RESPONSIBLE FOR ALL TURN-ON AND TURN-OFF OF ALL WATER SYSTEMS, INCLUDING BUT NOT LIMITED TO, SHOWERS, WATER TANKS, PIPES, METERS, ETC., WHETHER FOR THEIR WORK OR FOR USE BY THE OWNER AND/OR REPRESENTATIVE.

OWEGO APALACHIN CSO
HAZARDOUS ASBESTOS
 405 PENNSYLVANIA AVE.
 APALACHIN, NY
 APALACHIN ELEMENTARY SCHOOL - FIRST FLOOR

SHEET NO.
HA001

PROJECT NO.
0761.04825.3A

DATE: 02/13/2026

CAD FILE #00

Copyright 2026
 Keystone Environmental Services

www.keystoneenv.com
 58 Exchange Street
 Binghamton, New York 13901
 Phone: 607.725.5117
 Fax: 607.722.2515
 Email: info@keystoneenv.com
 www.keystoneenv.com



END OF PROJECT TWO - WORK AREA #1

3.6 PROJECT TWO – APALACHIN ELEMENTARY SCHOOL

A. WORK AREA #2

Space No.	Id	Room Use	Floor Tile/Mastic (Sq Ft)	Pipe Insulation (Sq Ft)	Clock/Speaker Mastic (Unit)	Interior Door Caulk (Unit)	Drywall and Joint Compound (Sq Ft)
1003		Music Room No. 106	ALL	ALL	ALL	ALL	ALL
1004		Music Corridor 105	ALL	ALL	-	ALL	ALL
1005		Storage Room 107	ALL	-	-	-	ALL
1006		Storage Room 108	ALL	-	-	-	ALL
1007		Music Office 109	ALL	ALL	-	-	ALL
1008		Music Office 110	ALL	ALL	ALL	-	ALL
Total			ALL	ALL	ALL	ALL	ALL

- i. Additional special conditions for Work Area #2:
 - a. Work Area #2 shall be performed as a large project, in conformance with 12 NYCRR Part 56 and/or any approved specific variance. See SECTION 02 82 02- ASBESTOS ABATEMENT INFORMATION AVAILABLE TO BIDDERS.
 - b. The footages listed in the table are for informational purposes ONLY. Abatement Contractor shall be responsible for abatement of ALL floor tile and mastic, pipe insulation, clock/speaker mastic, doorframe caulk and drywall and joint compound located in Work Area #2 associated with renovation work. Location shall be coordinated with other Prime Contractor’s, ARCHITECT/CERTIFIED PROJECT DESIGNER , Architectural Drawings and/or Project Monitor.
 - c. All work areas that cannot be secured in lockable enclosed areas shall be constructed with plywood and provided with lockable doors.
 - d. HEPA negative air units shall be run at a minimum of four (4) air changes per hour during abatement.
 - e. Work in the areas shall occur after the personal and waste decontamination units are in place, functional and the Project Monitor has inspected the mini enclosures/work area.
 - f. Work involving these areas has a specific start and completion date. See SECTION 02 82 11, 3.1, C., PROJECT COORDINATION. Abatement Contractor shall be responsible for supplying sufficient manpower and materials to meet the schedule established by the Owner.
 - g. Only low odor mastic remover shall be approved for use. Mastic remover must be thoroughly cleaned from all areas inside the building. Permeable materials (wood, drywall, carpets, plaster, etc.) must be protected from absorbing the mastic remover solvents. Mastic remover application and cleanup instructions must be strictly followed. A minimum of two soap and water washes must be done on all surfaces where mastic remover was applied.

- h. Any encapsulant, mastic remover, or other product used, shall be compatible with new floor finish. It shall be the Abatement Contractor's responsibility to coordinate the product being used on the floor, to make sure that is acceptable with the approved products being reinstalled. No encapsulant, mastic remover and/or any other product shall be used that has not been approved.
- i. School personnel shall move all equipment, furniture, etc. that is not fixed in place. Abatement Contractor shall be responsible for removing all other items.
- j. Abatement Contractor shall be responsible for the removal of all base cove and mastic (if present), regardless of asbestos containing materials, or non-asbestos containing materials. Contactor shall be responsible to employ removal methods, sufficient cleaning, and/or other such means, methods or equipment to provide areas free of odors, fumes, and/or irritants or residues. Abatement Contractor shall respond and remove the cause of such odors, fumes, or irritants at its own expense if notified by the Owner or Architect, within six months of the date of substantial completion.
- k. Abatement Contractor shall be responsible for abatement of all flooring materials down to the structural flooring substrate, including but not limited to, mastic, fillers, plywood, multiple layers of floor tile, and/or associated patching/leveling materials. Floor shall be left in a condition that is ready to accept the installation of new flooring materials. If absolute verification of existing floor systems are necessary for the preparation of bids or the execution of the work, the Abatement Contractor shall request Owner's permission and shall core sample the floor system, at the Abatement Contractor's expense.
- l. The Abatement Contractor shall be responsible for damage to other areas not scheduled for abatement.
- m. Abatement Contractor shall be responsible for the removal and disposal of all carpet and mastic or other materials installed on asbestos containing flooring. All materials shall be removed and disposed of as asbestos. Abatement Contractor shall be responsible for all floor tile and mastic and shall confirm walls, univents, counters, etc. are not built over top of floor tile and mastic.
- n. Refer to Architectural Drawings, demolition details, and schedules for locations and other additional notes regarding floor tile and mastic and drywall and joint compound removal. Architectural Drawings shall receive precedence over any discrepancies between contract documents. Any discrepancies shall be identified to the ARCHITECT/CERTIFIED PROJECT DESIGNER in writing, prior to commencing with abatement activities.
- o. If a "bead blaster" is used to remove the mastic on the floors, Abatement Contractor shall be responsible for any damage that may occur to the concrete floor slab from the use of the "bead blaster" or calibrations of the "bead blaster". The damaged areas shall be remedied with flash patching or new concrete top coating that is compatible with new floor finish. This also applies if floor damage occurs from manual abatement techniques used on the floor.
- p. Abatement Contractor shall seal all floor penetrations prior to using any liquids on the floors. Abatement Contractor shall be responsible to monitor and protect all areas under or outside of their work areas. The Abatement Contractor shall be responsible for responding immediately to address any areas damaged outside of their work areas.
- q. Interior doorframe units in space 1003 and 1004 shall be removed and wrapped in two (2) layers of 6 ml fire rated polyethylene and disposed of as asbestos waste.

- r. Abatement Contractor shall note that the abatement work area shall not be divided up. Abatement Contractor shall use a tunnel in corridor to incorporate all spaces into one enclosure. Project Monitor, ARCHITECT/CERTIFIED PROJECT DESIGNER and Owner shall have the final decision on how the work area enclosures are laid out/defined. All Abatement Contractors shall allow for this in their bid.
- s. Plaster ceilings/walls, suspended ceiling tiles, metal pan ceilings, etc., removal may be required to gain access to the pipe insulation and drywall and joint compound. Abatement Contractor shall allow for all ceilings to be removed and disposed as asbestos in their bid. The Abatement Contractor shall be responsible for all damaged plaster, tile and grid systems that are damaged during their work outside of the renovation area.
- t. Abatement Contractor shall be responsible for the removal and disposal of all clock/speaker mastic units.

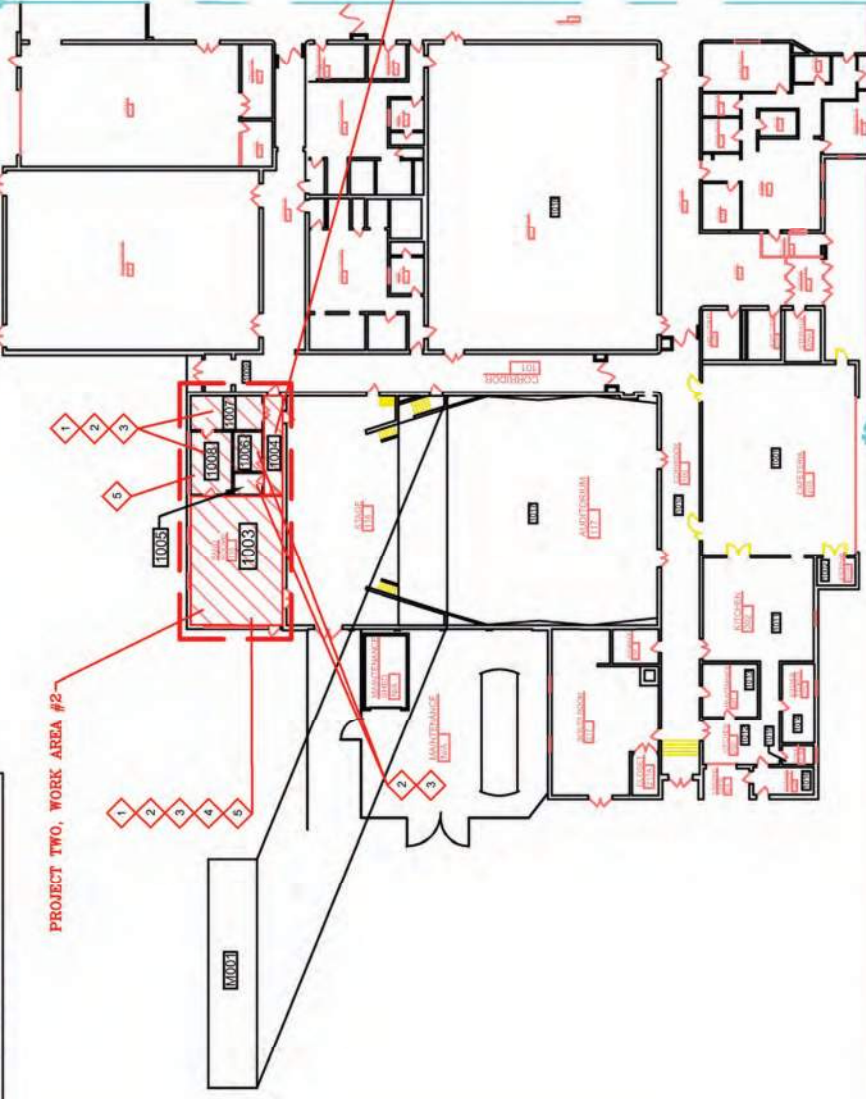
GENERAL NOTES:
(APPLY TO ALL "A" DRAWINGS)

- A. WORK INDICATED ON DRAWINGS IS SHOWN DIAGRAMMATICALLY. VERIFY IN FIELD (VIF) DIMENSIONS, QUANTITIES, LOCATIONS OF WORK, CONDITIONS, ETC., AND BE RESPONSIBLE FOR SAME.
- B. ABATEMENT CONTRACTOR SHALL BE REQUIRED TO MAINTAIN A SECURE SAFE AREA FOR STAGING AND THEIR WORK AT A MINIMUM. ORANGE CONSTRUCTION FENCING SHALL BE SECURED AROUND THE PERIMETER OF THE SITE AND ORANGE ROLLED FENCING AROUND THE STAGING AREA AND WORK AREA. IT SHALL BE MAINTAINED THROUGHOUT THE PROJECT. DUMPSTER FACILITIES SHALL BE MAINTAINED AND LOCATED IN THE STAGING AREA.
- C. THE ABATEMENT CONTRACTOR SHALL BE RESPONSIBLE FOR ALL ITEMS THAT ARE DAMAGED DURING THEIR WORK OUTSIDE OF THE WORK AREA.
- D. WORK AREAS, INCLUDING HEPA LOCATIONS AND QUANTITY, PERSONAL DECONTAMINATION FACILITIES, WASTE DECONTAMINATION FACILITIES, ETC. SHALL BE CONFIGURED IN ACCORDANCE WITH THE DESCRIPTIONS, DRAWINGS, AND DIAGRAMS PROVIDED WITH THIS SECTION. WHERE CHOICES ARE PROVIDED, THE ABATEMENT CONTRACTOR SHALL NOTIFY THE CERTIFIED PROJECT DESIGNER OF HIS DECISION PRIOR TO EXECUTION OF THE CONTRACT. THE CERTIFIED PROJECT DESIGNER SHALL APPROVE PROPOSED CHANGES OR DEVIATIONS TO CONFIGURATION IN WRITING.
- E. ABATEMENT CONTRACTOR SHALL BE RESPONSIBLE FOR ABATEMENT OF ALL FRAGILE, NON-FRAGILE ACM/PCM MATERIALS AND ASBESTOS CONTAMINATED MATERIALS. ABATEMENT CONTRACTOR SHALL REFER TO SECTION 02 82 11 ASBESTOS ABATEMENT INFORMATION AVAILABLE TO BIDDERS FOR THE ATTACHED PRE RENOVATION SURVEY FOR ASBESTOS & LEAD - CONTAINING MATERIALS REPORTS.
- F. MECHANICAL PLUMBING AND ELECTRICAL SHUT DOWN SHALL BE COORDINATED WITH THE OWNER AND/OR OWNERS REPRESENTATIVE. THE ABATEMENT CONTRACTOR SHALL BE RESPONSIBLE FOR OBTAINING ALL NECESSARY PERMITS, INCLUDING THE ABATEMENT AND COORDINATION OF ALL LOCKOUT/TAG OUT SUFFICIENT FOR THEIR WORK. ABATEMENT CONTRACTOR SHALL OBTAIN THE SERVICES OF AN ELECTRICAL, MECHANICAL, PLUMBING AND MECHANICAL TRADESMAN FOR THEIR WORK. IF ANY TRADES IS REQUIRED TO WORK IN DESIGNATED ACTIVE WORK AREAS, THE TRADESMAN SHALL BE APPLICABLY NYSDOL ASBESTOS CERTIFIED.
- G. ASBESTOS ABATEMENT CONTRACTOR SHALL REFER TO SITE SPECIFIC VARIANCE AND ABATEMENT SUMMARY OF WORK FOR ALL OTHER SPECIAL CONDITIONS REQUIRED FOR THEIR WORK AND WORK AREAS. REFER TO ALL DRAWINGS, BID DOCUMENTS, DEMOLITION DETAILS, AND SCHEDULES FOR LOCATIONS AND OTHER ADDITIONAL NOTES ASSOCIATED WITH THEIR WORK. ANY DISCREPANCIES SHALL BE IDENTIFIED TO THE CERTIFIED PROJECT DESIGNER IN WRITING, PRIOR TO COMMENCING WITH ABATEMENT ACTIVITIES.
- H. THE WORKING DAYS THAT HAVE BEEN ESTABLISHED ARE BASED ON THE OWNERS NEEDS. IF MORE HOURS ARE NEEDED DUE TO A LACK OF THE ABATEMENT CONTRACTORS ABILITY TO MEET THE SCHEDULED TIME LINES OR THE INSPECTION IS DEEMED UNSATISFACTORY, ALL COST ASSOCIATED FOR ADDITIONAL WORK SHALL BE THE RESPONSIBILITY OF THE ABATEMENT CONTRACTOR. IN ADDITION FOR START & FINISH DATES, ESTABLISHED "TIMELINES" AND/OR PHASING THE ABATEMENT CONTRACTOR SHALL REFER TO BID DOCUMENTS AS THE CONSTRUCTION MANAGER HAS DEFINED THESE.
- I. ASBESTOS ABATEMENT CONTRACTOR IS RESPONSIBLE FOR DISPOSAL OF ALL WASTE GENERATED BY THEIR WORK AND INCLUDES THE FOLLOWING:
 - A. ASBESTOS-CONTAINING OR ASBESTOS-CONTAMINATED WASTE (PER SPECIFICATION).
 - B. "UNIVERSAL" WASTE, IF APPLICABLE, PER GOVERNING REGULATIONS.
 - C. "HAZARDOUS" WASTE, IF APPLICABLE, PER GOVERNING REGULATIONS.
 - D. C&D DEBRIS (PER SPECIFICATION), WHICH INCLUDES:
 - 1) DUMPS WHICH IS NOT CONTAMINATED BY ASBESTOS OR ITEMS WHICH ARE NOT CLASSIFIED AS "UNIVERSAL MATERIALS AND WASTE" OR "HAZARDOUS MATERIALS AND WASTE".
 - 2) CLEANED/DECONTAMINATED BODIES OR PARTS OF REMOVED ITEMS WHICH ARE NOT CLASSIFIED AS "UNIVERSAL MATERIALS AND WASTE" OR "HAZARDOUS MATERIALS AND WASTE"; RECYCLE METAL PARTS.
- J. ALL WORK AREAS THAT CANNOT BE SECURED IN LOCKABLE ENCLOSED AREAS SHALL BE CONSTRUCTED WITH PLYWOOD AND PROVIDED WITH LOCKABLE DOORS.

LEGEND

- NIC NOT IN CONTRACT
- XXXX ROOM DESIGNATION NUMBER
- CONTRACT LIMIT
- DRAWING NOT TO SCALE

PROJECT TWO, WORK AREA #2



ASBESTOS NOTE INDICATORS:

- 1 REMOVE AND DISPOSE OF ACM/PCM THERMAL INSULATION
- 2 REMOVE AND DISPOSE OF ACM/PCM FLOOR TILE AND MASTIC
- 3 REMOVE AND DISPOSE OF ACM/PCM DRYWALL AND JOINT COMPOUND
- 4 REMOVE AND DISPOSE OF ACM/PCM DOOR CAULK
- 5 REMOVE AND DISPOSE OF ACM/PCM CLOCK/SPEAKER MASTIC

- K. BID DOCUMENT LISTING IS PROVIDED FOR INFORMATIONAL PURPOSES ONLY. THE ABATEMENT CONTRACTOR SHALL BE HELD SOLELY RESPONSIBLE FOR HAVING INVESTIGATED THE SITE AND VERIFIED CONDITIONS AND QUANTITIES PRIOR TO THE SUBMISSION OF HIS BID BY SUBMISSION OF THE BID. THE ABATEMENT CONTRACTOR WAIVES ALL RIGHTS TO CHANGES IN CONTRACT AMOUNT.
- L. PROVIDE SPECIAL PROCEDURES, ENTRY PERMITS AND SAFETY MEANS AND MEASURES, AS APPLICABLE AND IN COMPLIANCE WITH GOVERNING REGULATIONS, WHERE SPACES IN WHICH WORK IS TO BE PERFORMED QUALIFY AS A "CONFINED SPACE" COMPLY WITH THE OWNERS "CONFINED SPACE ENTRY PROGRAM". IF OWNER HAS NO "CONFINED SPACE ENTRY PROGRAM", THEN THE ABATEMENT CONTRACTOR SHALL BE RESPONSIBLE FOR THEIR EMPLOYEES AND PREPARATION AND SUBMISSION FOR PROJECT RECORD.
- M. THE ABATEMENT CONTRACTOR ACKNOWLEDGES AND SOLELY ASSUMES FULL RESPONSIBILITY AFTER COMMENCEMENT OF WORK FOR WEATHER-TIGHTNESS AT WEATHER-TIGHTNESS OF THE BUILDING, ITS STRUCTURE, SYSTEMS AND COMPONENTS AT ASSUMES LIABILITY FOR RELATED DAMAGES TO THE BUILDING'S STRUCTURE, SYSTEMS COMPONENTS, FINISHES AND CONTENTS AND FOR ALL ASSOCIATED COSTS AND EXPENSE. THE ABATEMENT CONTRACTOR IS SOLELY RESPONSIBLE FOR ALL TURN-ON AND TURN-OFF OF ALL WATER SYSTEMS, INCLUDING BUT NOT LIMITED TO SHOWERS, WATER TANKS, HOSE METERS, ETC., WHETHER FOR THEIR WORK OR FOR USE BY THE OWNER AND/OR REPRESENTATIVE.

OWEGO APALACHIN CSD

HAZARDOUS ASBESTOS

405 PENNSYLVANIA AVE. APALACHIN, NY

APALACHIN ELEMENTARY SCHOOL - FIRST FLOOR

SHEET NO.
HA002

PROJECT NO.
0761.04825.3A

DATE: 02/13/2026

LIC. FILE NO.:

Copyright 2026
KeyStone Environmental Services

58 Exchange Street
Binghamton, New York 13901
Phone: (607) 723.5117
Fax: (607) 722.2515
Email: info@kecompanies.com
www.kecompanies.com

END OF PROJECT TWO - WORK AREA # 2

3.7 PROJECT TWO – APALACHIN ELEMENTARY SCHOOL

OWEGO APALACHIN CENTRAL SCHOOL DISTRICT ASBESTOS ABATEMENT SUMMARY OF WORK
CAPITAL PROJECT PHASE 4 SECTION 02 82 11
OWEGO FREE ACADEMY/MIDDLE SCHOOL SED#: 60-06-01-06-0-009-034 PAGE 21
APALACHIN ELEMENTARY SCHOOL SED#: 60-06-01-06-0-008-018
HAPN: 2024-240P

A. WORK AREA #3 (A-E)

Space No.	Room Use	Pipe Insulation (Linear Ft)
1011	Kitchen Area 1 / 202	ALL
1014	Kitchen Storage 202C	ALL
1015	Toilet 202 B	ALL
1018	Gymnasium 107	ALL
M001	Upper Auditorium Mechanical Room	ALL
Total		ALL

1. Additional special conditions for Work Area #3 (A-E):
 - a. Work Area #3 (A-E) shall be performed as a large project, in conformance with 12 NYCRR Part 56 and/or any approved specific variance. See SECTION 02 82 02- ASBESTOS ABATEMENT INFORMATION AVAILABLE TO BIDDERS.
 - b. The footages listed in the table are for informational purposes ONLY. Abatement Contractor shall be responsible for abatement of ALL pipe insulation located in Work Area #3 (A-E) associated with renovation work. Location shall be coordinated with other Prime Contractor's, ARCHITECT/CERTIFIED PROJECT DESIGNER , Architectural Drawings and/or Project Monitor.
 - c. All work areas that cannot be secured in lockable enclosed areas shall be constructed with plywood and provided with lockable doors.
 - d. HEPA negative air units shall be run at a minimum of four (4) air changes per hour during abatement.
 - e. Work in the areas shall occur after the personal and waste decontamination units are in place, functional and the Project Monitor has inspected the mini enclosures/work area.
 - f. Work involving these areas has a specific start and completion date. See SECTION 02 82 11, 3.1, C., PROJECT COORDINATION. Abatement Contractor shall be responsible for supplying sufficient manpower and materials to meet the schedule established by the Owner.
 - g. School personnel shall move all equipment, furniture, etc. that is not fixed in place. Abatement Contractor shall be responsible for removing all other items.
 - h. Refer to Architectural Drawings, demolition details, and schedules for locations and other additional notes regarding roof and roof drain leader removal. Architectural Drawings shall receive precedence over any discrepancies between contract documents. Any discrepancies shall be identified to the ARCHITECT/CERTIFIED PROJECT DESIGNER in writing, prior to commencing with abatement activities.
 - i. Plaster ceilings/walls, suspended ceiling tiles, metal pan ceilings, etc., removal may be required to gain access to the pipe insulation. Abatement Contractor shall allow for this in their bid. The Abatement Contractor shall be responsible for all damaged plaster, tile and grid systems that are damaged during their work outside of the renovation area.

GENERAL NOTES:

(APPLY TO ALL "A" DRAWINGS)

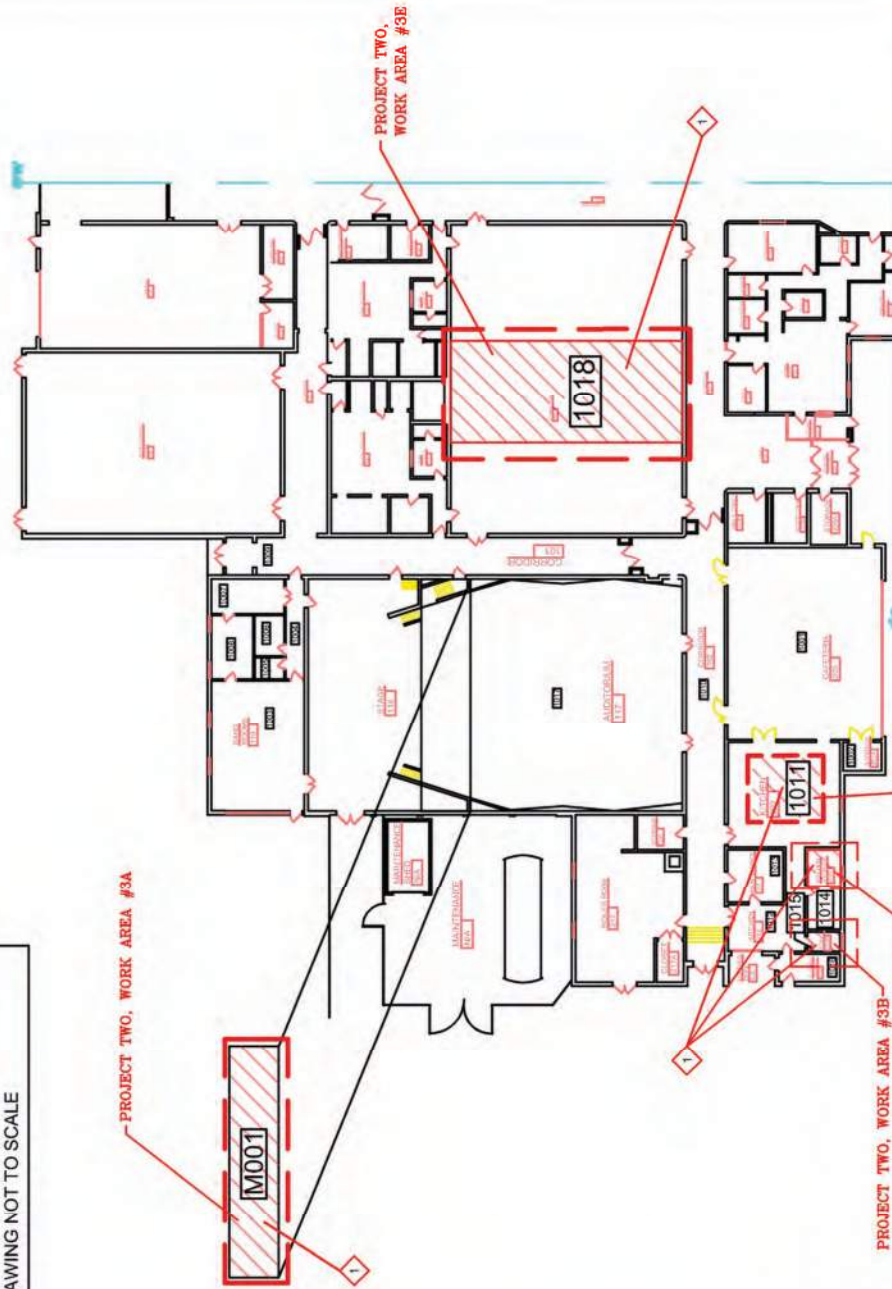
- (A) WORK INDICATED ON DRAWINGS IS SHOWN DIAGRAMMATICALLY. VERIFY IN FIELD (VF) DIMENSIONS, QUANTITIES, LOCATIONS OF WORK, CONDITIONS, ETC., AND BE RESPONSIBLE FOR SAME.
- (B) ABATEMENT CONTRACTOR SHALL BE REQUIRED TO MAINTAIN A SECURE SAFE AREA FOR STAGING AND THEIR WORK. AT A MINIMUM, ORANGE CONSTRUCTION FENCING SHALL BE SECURED AROUND THE PERIMETER OF THE SITE AND ORANGE ROLLED FENCING AROUND THE STAGING AREA AND WORK AREA. IT SHALL BE MAINTAINED THROUGHOUT THE PROJECT. DUMPSTER FACILITIES SHALL BE MAINTAINED AND LOCATED IN THE STAGING AREA.
- (C) THE ABATEMENT CONTRACTOR SHALL BE RESPONSIBLE FOR ALL ITEMS THAT ARE DAMAGED DURING THEIR WORK OUTSIDE OF THE WORK AREA.
- (D) WORK AREAS INCLUDING HEPA LOCATIONS AND QUANTITY, PERSONAL DECONTAMINATION FACILITIES, WASTE DECONTAMINATION FACILITIES, ETC. SHALL BE CONFIGURED IN ACCORDANCE WITH THE DESCRIPTIONS, DRAWINGS, AND DIAGRAMS PROVIDED WITH THIS SECTION. WHERE CHOICES ARE PROVIDED, THE ABATEMENT CONTRACTOR SHALL NOTIFY THE CERTIFIED PROJECT DESIGNER OF HIS DECISION PRIOR TO EXECUTION OF THE CONTRACT. THE CERTIFIED PROJECT DESIGNER SHALL APPROVE PROPOSED CHANGES OR DEVIATIONS TO CONFIGURATION IN WRITING.
- (E) ABATEMENT CONTRACTOR SHALL BE RESPONSIBLE FOR ABATEMENT OF ALL FRIBLE, NON-FRIBLE ACM/PCM MATERIALS AND ASBESTOS CONTAMINATED MATERIALS. ABATEMENT CONTRACTOR SHALL REFER TO SECTION 02 82 11 ASBESTOS ABATEMENT INFORMATION AVAILABLE TO BIDDERS FOR THE ATTACHED PRE RENOVATION SURVEY FOR ASBESTOS & LEAD - CONTAINING MATERIALS REPORTS.
- (F) MECHANICAL PLUMBING AND ELECTRICAL SHUT DOWN SHALL BE COORDINATED WITH THE OWNER AND/OR OWNER'S REPRESENTATIVE. THE ABATEMENT CONTRACTOR SHALL BE RESPONSIBLE FOR ENSURING ALL POWER IS DEENERGIZED IN THE AREAS AND COORDINATION OF ALL OSHA LOCK-OUT/TAG OUT SUFFICIENT FOR THEIR WORK. ABATEMENT CONTRACTOR SHALL RETAIN THE SERVICES OF AN ELECTRICIAN, COMMUNICATION PLUMBING AND MECHANICAL TRADESMAN FOR THEIR WORK. IF ANY TRADE IS REQUIRED TO WORK IN DESIGNATED ACTIVE WORK AREAS, THE TRADESMAN SHALL BE APPLICABLY NYS DOOL ASBESTOS CERTIFIED.
- (G) ASBESTOS ABATEMENT CONTRACTOR SHALL REFER TO SITE SPECIFIC VARIANCE AND ABATEMENT SUMMARY OF WORK FOR ALL OTHER SPECIAL CONDITIONS REQUIRED FOR THEIR WORK AND WORK AREAS. REFER TO ALL DRAWINGS, BID DOCUMENTS, DEMOLITION DETAILS, AND SCHEDULES FOR LOCATIONS AND OTHER ADDITIONAL NOTES ASSOCIATED WITH THEIR WORK. ANY DISCREPANCIES SHALL BE IDENTIFIED TO THE CERTIFIED PROJECT DESIGNER IN WRITING, PRIOR TO COMMENCING WITH ABATEMENT ACTIVITIES.
- (H) THE WORKING DAYS THAT HAVE BEEN ESTABLISHED ARE BASED ON THE OWNER'S NEEDS. IF MORE HOURS ARE NEEDED DUE TO A LACK OF THE ABATEMENT CONTRACTOR'S ABILITY TO MEET THE SCHEDULED TIME LINES OR THE INSPECTION IS DEEMED UNSATISFACTORY, ALL COST ASSOCIATED FOR ADDITIONAL WORK SHALL BE THE RESPONSIBILITY OF THE ABATEMENT CONTRACTOR. IN ADDITION FOR START & FINISH DATES, ESTABLISHED TIMELINES AND/OR PHASING THE ABATEMENT CONTRACTOR SHALL REFER TO BID DOCUMENTS AS THE CONSTRUCTION MANAGER HAS DEFINED THESE.
- (I) ASBESTOS ABATEMENT CONTRACTOR IS RESPONSIBLE FOR DISPOSAL OF ALL WASTE GENERATED BY THEIR WORK AND INCLUDES THE FOLLOWING:
 - A. ASBESTOS-CONTAINING OR ASBESTOS-CONTAMINATED WASTE (PER SPECIFICATION).
 - B. "UNIVERSAL"-WASTE, IF APPLICABLE, PER GOVERNING REGULATIONS.
 - C. "HAZARDOUS"-WASTE, IF APPLICABLE, PER GOVERNING REGULATIONS.
 - D. CAD DEBRIS (PER SPECIFICATION), WHICH INCLUDES:
 - 1) DEBRIS WHICH IS NOT CONTAMINATED BY ASBESTOS OR ITEMS WHICH ARE NOT CLASSIFIED AS "UNIVERSAL MATERIALS AND WASTE" OR "HAZARDOUS MATERIALS AND WASTE".
 - 2) CLEANED/DECONTAMINATED BODIES OR PARTS OF REMOVED ITEMS WHICH ARE NOT CLASSIFIED AS "UNIVERSAL MATERIALS AND WASTE" OR "HAZARDOUS MATERIALS AND WASTE"; RECYCLE METAL PARTS.
- (J) ALL WORK AREAS THAT CANNOT BE SECURED IN LOCKABLE ENCLOSED AREAS SHALL BE CONSTRUCTED WITH PLYWOOD AND PROVIDED WITH LOCKABLE DOORS.

LEGEND

- NIC NOT IN CONTRACT
- XXXX ROOM DESIGNATION NUMBER
- CONTRACT LIMIT
- DRAWING NOT TO SCALE

ASBESTOS NOTE INDICATORS:

- 1 REMOVE AND DISPOSE OF ACM/PCM THERMAL INSULATION



- (K) BID DOCUMENT LISTING IS PROVIDED FOR INFORMATIONAL PURPOSES ONLY. THE ABATEMENT CONTRACTOR SHALL BE HELD SOLELY RESPONSIBLE FOR HAVING INVESTIGATED THE SITE AND VERIFIED CONDITIONS AND QUANTITIES PRIOR TO THE SUBMISSION OF HIS BID. BY SUBMISSION OF THE BID, THE ABATEMENT CONTRACTOR WAIVES ALL RIGHTS TO CHANGES IN CONTRACT AMOUNT.
- (L) PROVIDE SPECIAL PROCEDURES, ENTRY PERMITS AND SAFETY MEANS AND MEASURES, AS APPLICABLE AND IN COMPLIANCE WITH GOVERNING REGULATIONS, WHERE SPACES IN WHICH WORK IS TO BE PERFORMED QUALIFY AS "CONFINED SPACES" COMPLY WITH THE OWNERS "CONFINED SPACE ENTRY PROGRAM". IF OWNER HAS NO "CONFINED SPACE ENTRY PROGRAM" THEN THE ABATEMENT CONTRACTOR SHALL BE RESPONSIBLE FOR THEIR EMPLOYEES AND PREPARATION AND SUBMISSION FOR PROJECT RECORD.
- (M) THE ABATEMENT CONTRACTOR ACKNOWLEDGES AND SOLELY ASSUMES FULL RESPONSIBILITY, AFTER COMMENCEMENT OF WORK, FOR WEATHER-TIGHTNESS AND WATER-TIGHTNESS OF THE BUILDING, ITS STRUCTURE, SYSTEMS AND COMPONENTS. A CONTRACTOR ASSUMES LIABILITY FOR RELATED DAMAGES TO THE BUILDING'S STRUCTURE, SYSTEM COMPONENTS, FINISHES AND CONTENTS AND FOR ALL ASSOCIATED COSTS AND EXPENSES OF ALL WATER SYSTEMS, INCLUDING, BUT NOT LIMITED TO, SHOWERS, WATER TANKS, HOSE METERS, ETC., WHETHER FOR THEIR WORK OR FOR USE BY THE OWNER AND/OR REPRESENTATIVE.

58 Exchange Street
 Binghamton, New York 13901
 Phone: 607.722.5117
 Fax: 607.722.2515
 Email: info@kecompanies.com
 www.kecompanies.com



Copyright 2026
 Keystone Environmental Services

OWEGO APALACHIN CSD

HAZARDOUS ASBESTOS

405 PENNSYLVANIA AVE. APALACHIN, NY

APALACHIN ELEMENTARY SCHOOL - FIRST FLOOR

SHEET NO.
HA003

PROJECT NO.
0761.04825.3A

DATE: 02/13/2026

C/AE FILE NO:

END OF PROJECT TWO - WORK AREA # 3 (A-E)

3.8 UTILITIES

- A. Water - Coordinate with the owner for the nearest hookup and drainage. It shall be the Abatement Contractor's responsibility to get water from the source to where it is needed and back to the drain. If water service is not available at the site then the Abatement Contractor shall provide enough temporary water to complete their work and associated permits if required.
- B. Electricity shall be from the Owner's designated panel box, through the Abatement Contractor's power board, to the work area - see Section 02 82 50 – ASBESTOS ABATEMENT TEMPORARY FACILITIES AND CONTROLS. The Abatement Contractor shall supply the air monitoring firm with sufficient outlets. If electric service is not available at the site then the Abatement Contractor shall provide enough temporary electric to complete their work and to supply the air monitoring firm with sufficient outlets.
- C. Heat – Abatement Contractor shall be responsible to supply temporary heat as needed for their work.
- D. If live power must remain in any work area, it shall be the Abatement Contractor's responsibility to submit to NYS DOL for a variance. Allow for this in your proposal if your pre-bid investigation warrants.
- E. See Section 02 82 30 – ASBESTOS ABATEMENT SUBMITTALS, which requires a drawing of Abatement Contractor electrical board layout and locations prior to starting construction.

3.9 HEPA EXHAUST LOCATION

- A. Abatement Contractor's shall show recommended quantities and locations for HEPA units, it is the Abatement Contractor's responsibility to verify that the quantity is sufficient to meet the requirement and air changes needed.
- B. One stand-by HEPA negative air machine shall be outfitted as a back-up unit in each work area.

3.10 INDEPENDENT AIR MONITORING

- A. To help maintain scheduled timelines, the work is divided into many areas for air monitoring as grouped above. Each group shall have separate pre, during, and post abatement monitoring.
- B. Background air samples will be collected before Abatement Contractor arrives on site.
- C. During abatement samples will be collected at locations selected by the Air Sampling Technician.
- D. Inside work area air samples will be collected by the Air Sampling Technician. These samples shall not be used to satisfy the Abatement Contractor's responsibility for personal sampling.

- E. PCM final air samples will be collected in the same locations as the background air samples.
- F. Negative air units shall continue to operate until final air clearance is achieved.
- G. The Air Sampling Technician will collect final clearance PCM and TEM air samples aggressively, after the final settling period and after the work area is dry.

END OF SECTION 02 82 11

SECTION 02 82 19 - ASBESTOS ABATEMENT APPLICABLE STANDARDS AND DEFINITIONS

PART 1 - GENERAL

1.1 SUMMARY

- A. The following Section includes a partial listing of specific requirements, Laws/Regulations, and Definitions applicable to the execution of these Contract Documents.

1.2 SECTION INCLUDES

- A. Description - Work Included
- B. Quality Assurance
- C. Notices and Permits
- D. Medical Requirements
- E. Certificates and Training For Employees
- F. Personnel Requirements
- G. Licensing and Certifications
- H. Copyrights, Trademarks, Trade names, Service Marks, and Patents
- I. Agencies and Organizations
- J. Definitions
- K. Definitions Relative to Asbestos Abatement

1.3 DESCRIPTION - WORK INCLUDED

- A. Throughout the Contract Documents, reference is made to codes and standards which establish qualities and types of workmanship and materials, and which establish methods for testing and reporting on the pertinent characteristics.
- B. Where materials or workmanship are required by these Contract Documents to meet or exceed the specifically named code or standard, it is the Abatement Contractor's responsibility to provide materials and workmanship, which meet or exceed the specifically-named code or standard.

- C. It is the Abatement Contractor's responsibility, when so required by the Contract Documents or by written request from the ARCHITECT/CERTIFIED PROJECT DESIGNER, to deliver to the ARCHITECT/CERTIFIED PROJECT DESIGNER all required proof that materials or workmanship, or both, meet or exceed the requirements of the specifically-named code or standard. Such proof shall be in the form requested in writing by the ARCHITECT/CERTIFIED PROJECT DESIGNER and generally shall be required to be copies of a certified report of tests conducted by a testing agency approved for that purpose by the ARCHITECT/CERTIFIED PROJECT DESIGNER.

1.4 QUALITY ASSURANCE

A. FAMILIARITY WITH PERTINENT CODES AND STANDARDS

- 1. In procuring items used in this work, it is the Abatement Contractor's responsibility to verify the detailed requirements of the specifically-named codes and standards, and to verify that the items procured for use in this work meet or exceed the specified requirements.

B. REJECTION OF NON-COMPLYING ITEMS

- 1. The ARCHITECT/CERTIFIED PROJECT DESIGNER reserves the right to reject items incorporated into the work that fail to meet the specified minimum requirements. The ARCHITECT/CERTIFIED PROJECT DESIGNER further reserves the right, and without prejudice to other recourse the ARCHITECT/CERTIFIED PROJECT DESIGNER may take, to accept non-complying items subject to an adjustment in the Contract Amount as approved by the ARCHITECT/CERTIFIED PROJECT DESIGNER and the Owner.

C. CODES AND STANDARDS

- 1. Applicable codes and standards listed in these Specifications include, but are not limited to, codes and standards promulgated by the following governmental agencies:
 - a. CODE OF FEDERAL REGULATIONS (CFR)
 - 1) 29 CFR 1910.1001, "Asbestos" (OSHA)
 - 2) 29 CFR 1910.134, "Respiratory Protection" (OSHA)
 - 3) 29 CFR 1926, "Construction Industry" (OSHA)
 - 4) 29 CFR 1910.2, "Access to Employee Exposure and Medical Records" (OSHA)
 - 5) 29 CFR 1910.1200, "Hazard Communication Standard" (OSHA)
 - 6) 29 CFR 1910.145, "Specification for Accident Prevention Signs and Tags" (OSHA)
 - 7) 40 CFR 61, Subpart A, "General Provisions" (EPA)
 - 8) 40 CFR 61, Subpart M, "National Emission Standards for Hazardous Air Pollutants (NESHAPs) Asbestos Regulations" (EPA)
 - 9) 40 CFR Part 762, OPTS 62044, FRL 2843-9 Federal Register, Volume 50 No. 134, July 12, 1985 pp 28530-28540, "Asbestos Abatement Projects Rule" (EPA)
 - 10) 40 CFR Part 763, OPTS 62048E, FRL 3269-8, Federal Register, Vol. 52, No. 210, October 30, 1987 pp 41826-41905, "Asbestos-Containing Materials in Schools; Final Rule and Notice" (EPA AHERA)

- b. NEW YORK STATE CODE OF RULES AND REGULATIONS (NYCRR)
 - 1) Article 9-A, New York State Asbestos Safety Act (SASA)
 - 2) 12 NYCRR, Part 56 ("RULE 56"), as adopted January 11, 2006
 - 3) 6 NYCRR, Part 364 of the New York State Official Compilation of Codes, Rules and Regulations.
- c. AMERICAN NATIONAL STANDARD INSTITUTE (ANSI)
 - 1) Z9.2-79, "Fundamentals Governing the Design and Operation of Local Exhaust Systems"
 - 2) Z88.2-80, "Practices for Respiratory Protection" New York State Department of Environmental Conservation (DEC)
- d. The Abatement Contractor is also required to obtain two (2) copies of 29 CFR 1910.1001 and 40 CFR 61, Subparts A & M. Post one copy at the job site located at each work area and retain one copy on file in the Abatement Contractor's office.

D. ABATEMENT CONTRACTOR'S SAFETY PRACTICES AND PROCEDURES

- 1. In addition to the asbestos regulation requirements, the Abatement Contractor must have an established job site safety program that reflects compliance with Occupational Safety and Health Standards, Part 1926. Abatement Contractor's employees must also receive training and be made aware of possible safety hazards and proper safety procedures required for each specific job site.

1.5 NOTICES AND PERMITS

- A. At least 10 days prior to beginning work on the asbestos-containing materials, submit Federal and State notification forms to the following agencies:
 - 1. The Environmental Protection Agency, National Emissions Standards for Hazardous Air Pollutants (NESHAPs) Coordinator, Air Facilities Branch, 26 Federal Plaza, New York 10007, in accordance with 40 CFR 61.146.
 - 2. New York State Department of Labor, Division of Health and Safety, Asbestos Control Bureau.
 - 3. Send copies of above notifications to the ARCHITECT/CERTIFIED PROJECT DESIGNER, Building Owner and Owner's representative.
- B. The notifications shall include all information required by the respective State and Federal forms.
- C. Notification of building occupants. Notification of building occupants shall be done by the Abatement Contractor at least 10 days prior to commencing work on any asbestos project in the building in accordance with Code Rule 56-3.6 (a) - (f) requirements. Such written notifications shall be posted at every entrance to the building and at each common area within the building in which leads to the asbestos abatement work areas. Each notification shall include the following information:
 - 1. The room, location(s) or area designation of the asbestos project.
 - 2. The amounts and types of asbestos materials involved.
 - 3. The commencement and completion dates of the asbestos project.
 - 4. The name and asbestos license number of the Abatement Contractor performing the project.
 - 5. Posted notices shall remain in place until completion of the project.

- D. Department of Environmental Conservation
 - 1. Hauler of asbestos-containing wastes must obtain an annual "Industrial Waste Hauler Permit" specifically for asbestos-containing materials, pursuant to 6 NYCRR 364 for transporting of asbestos-containing waste materials to an approved disposal site.
 - 2. Asbestos-containing waste materials to be transported shall be packaged in accordance with Environmental Protection Agency, Department of Transportation and New York State Department of Labor requirements as specified herein.

- E. Local Fire/Rescue Department
 - 1. Consult with the local fire/rescue department in the preparation of the Emergency Procedures Plan for fire/rescue department in writing seven (7) days prior to start of asbestos removal work. Notification shall also be made when fireproofing materials are removed from the building, when asbestos removal work is complete, and if applicable when new fireproofing material has been applied. A copy of such notifications shall be provided to the ARCHITECT/CERTIFIED PROJECT DESIGNER and the Owner.
 - 2. Fire and Medical Training Provide detailed, verbal and written Training Session for emergency personnel who might have to enter and exit a contaminated work area, if the respective agency requests such a Training Session.

1.6 MEDICAL REQUIREMENTS

A. MEDICAL EXAMINATIONS

- 1. Before exposure to airborne asbestos fibers, provide workers with a comprehensive medical examination as required by 29 CFR 1910.1001. This examination is not required if adequate records show the employee has been examined as required by 29 CFR 1910.1001 requirements within the past year. The same medical examination shall be given on an annual basis to employees engaged in an occupation involving asbestos fibers and within (30) calendar days before or after the termination of employment in such occupation. Specifically identify X-Ray films of asbestos workers to the consulting radiologist and mark medical record jackets with the word "ASBESTOS".

B. MEDICAL RECORDS

- 1. As required by 29 CFR 1910.1001, maintain complete and accurate records of employees' medical examinations for a period of 40 years after termination of employment and make records of the required medical examinations available for inspection and copying to: The Assistant Secretary of Labor for Occupational Safety and Health, the Director of the National Institute for Occupational Safety and Health (NIOSH), authorized representatives of either of them, and an employee's physician upon the request of the employee or former employee.

1.7 CERTIFICATES AND TRAINING FOR EMPLOYEES

- A. Prior to assignment to asbestos work, instruct each employee with regard to the hazards of asbestos, safety and health precautions, and the use and requirements of protective clothing and equipment. Fully cover engineering and other hazard control techniques and procedures.

- B. The Abatement Contractor shall have an established respirator program as required by ANSI Z88.2 and CFR 1910.134. Copies of the program shall be made available to the ARCHITECT/CERTIFIED PROJECT DESIGNER upon request at no charge to the Owner or ARCHITECT/CERTIFIED PROJECT DESIGNER. Provide respirator training and fit-testing in accordance with OSHA 1910.134.

1.8 PERSONNEL REQUIREMENTS

- A. Personnel employed by the Abatement Contractor on the work site, as required by the Owner, must provide evidence of one of the following:
 - 1. Proof of United States citizenship in a form acceptable to the Owner and the ARCHITECT/CERTIFIED PROJECT DESIGNER. (i.e. Birth Certificate).
 - 2. Proof of valid Permanent Alien Receipt Registration Card issued by the United States Immigration Offices.
 - 3. Proof of valid Temporary Alien Receipt Registration Card, and Work Visa Certificate issued by the United States Immigration Offices.

1.9 LICENSING AND CERTIFICATION

- A. The Abatement Contractor must have a valid asbestos handling license pursuant to Subpart 56-3, Section 56-3.1, 12 NYCRR, Part 5,6 as adopted January 11, 2006.
- B. The Abatement Contractor must have proof that any persons employed by the Abatement Contractor to engage in or supervise work on an asbestos project have a valid asbestos handling certificate pursuant to 12 NYCRR, Part 56, as adopted January 11, 2006, Section 56-3.2.
- C. The Abatement Contractor must have proof that any persons employed by the Abatement Contractor to engage in work on an asbestos project have a valid EPA accredited asbestos workers certificate. (Applicable EPA AHERA school projects only.)
- D. The Abatement Contractor must have a minimum of one EPA accredited supervisor present whenever Abatement Contractor personnel or representatives are on site. The Abatement Contractor shall supply a listing of the supervisors for the project and evidence of their EPA accreditation pursuant to "Asbestos-Containing Materials in Schools; Final Rule and Notice". (Applicable EPA AHERA school projects only.)
- E. The Abatement Contractor shall be required to maintain a ratio of not less than one accredited supervisor per six workers (1:6) at any time during the execution of the Contract.

1.10 COPYRIGHTS, TRADEMARKS, TRADENAMES, SERVICE MARKS, AND PATENTS

- A. The Abatement Contractor shall be held solely responsible for the acquisition of rights, licenses or waivers to any and all copyrights, trademarks, tradenames, service marks or patents used in the execution of this Contract.

1.11 AGENCIES AND ORGANIZATIONS

- A. Applicable codes and standards listed in these Specifications include, but are not limited to, codes and standards promulgated by the following agencies and organizations:
1. EPA - Environmental Protection Agency, Region II, 26 Federal Plaza, New York, NY 10007 Asbestos Coordinator, Room 802. (212) 264-9538
 2. ELAP - Environmental Laboratory Accreditation Program, Department of Health. New York State Department of Health, Albany, NY 12233
 3. OSHA - Occupational Safety & Health Administration, New York Regional Office, Room 3445, 1515 Broadway, New York, NY 10036
 4. NBS - National Bureau of Standards
 5. NEC - National Electrical Code (See NFPA 70-1984)
 6. NFPA - National Fire Protection Association, 470 Atlantic Avenue, Boston, MA 02201
 7. NIOSH - National Institute for Occupational Safety and Health, 26 Federal Plaza, New York, NY 10007 (212) 264-2485
 8. DEC - New York State Department of Environmental Conservation, 50 Wolf Road, Albany, NY 12233 (518) 457-5400
 9. DHEW - Department of Health, Education and Welfare, 26 Federal Plaza, New York, NY 10007 (212) 264-2560
 10. DOH - New York State Department of Health, Albany, NY 12233
 11. DOL - New York State Department of Labor, Division of Health and Safety, Asbestos Control Program, State Office Building Campus, Albany, NY 12240 (518) 457-7054
 12. DOT - New York State Department of Transportation
 13. Fed Specs. - Specifications Sales (3FRI) Building 197, Washington Navy Yard, GSA, Washington, DC 20407
 14. ANSI - American National Standards Institute, 1430 Broadway, New York 10018
 15. ASTM - American Society for Testing and Materials, 1916 Race Street, Philadelphia, PA 19103
 16. NYSED - New York State Education Department, 89 Washington Avenue, Albany, NY 12234

1.12 DEFINITIONS

- A. Air Sampling Firm (ASF): The Air Sampling Firm retained by the Owner which meets the standards of independence stated in Title 12 NYCRR Code Rule 56-4. This firm shall provide Industrial Code Rule 56 compliance air sampling and analysis services under a single Contract with the Owner or by subcontract to the ARCHITECT. The ASF shall be the entity providing the Air Sampling Technician(s) (AST's).
- B. Air Sampling Technician (AST): The New York State certified individual(s) provided by the ASF acting as the site representative(s) to perform New York State Industrial Code Rule 56 compliance air sampling as defined herein.

- C. Approve: Where used in conjunction with Owner's Representative's response to submittals, requests, applications, inquiries, reports and claims by Abatement Contractor, the meaning of term "approved" shall be held to limitations of Owner's Representative's responsibilities and duties as specified in General and Supplementary Conditions. In no case shall "approval" by Owner's Representative be interpreted as a release of Abatement Contractor from responsibilities to fulfill requirements of contract documents.
- D. Certified Payroll Documents: When required, Certified Payroll Documents shall be submitted which show actual wages paid to each individual Abatement Contractor Employee for his/her work on the Project. These Payroll Documents must be Certified by a Company Official attesting that the Payroll Information is truthful and that employees have received wages as indicated by these documents. Further, to Certify the Payroll Documents, the Company Official's signature must be Notarized.
- E. Directed, Requested, etc.: Where not otherwise explained, terms such as "directed", "requested", "authorized", "selected", "approved", "required", "accepted", and "permitted" mean "directed by Owner's Representative", "requested by Owner's Representative," and similar phrases. However, no such implied meaning shall be interpreted to extend Owner's Representative's responsibility into Abatement Contractor's responsibility for construction supervision.
- F. Project Monitor: A person or persons acting as the Owners/Consultant's site representative who shall generally coordinate work site activities. This individual shall perform the duties and inspections to support compliance with these specifications and in accordance with his understanding, with New York State Industrial Code Rule 56 and any laws which govern these activities set forth in this Contract Document.
- G. Furnish: Except as otherwise defined in greater detail, term "furnish" is used to mean supply and deliver to project site, ready for unloading, unpacking, assembly, installation, etc., as applicable in each instance.
- H. General explanation: A substantial amount of specification language constitutes definitions for terms found in other contract documents, including the drawings. (Drawings must be recognized as diagrammatic in nature and not completely descriptive of the requirements indicated thereon.) Certain terms used in contract documents are defined in this article. Definitions and explanations of this Section are not necessarily either complete nor exclusive but are general for the work to the extent they are not stated more explicitly in another element of contract documents.
- I. General Requirements: The provisions or requirements of Division I Sections apply to entire work of Contract and, where so indicated, to other elements which are included in project.
- J. General Superintendent: The Abatement Contractor's representative at the work site. This person shall generally be the "Competent Person" required by OSHA in 29 CFR 1910 & 1926.

- K. Indicated: The term "Indicated" is a cross-reference to graphic representations, notes or schedules on drawings, to other paragraphs or schedules in the specifications, and to similar means of recording requirements in contract documents. Where terms such as "shown", "noted", "scheduled", and "specified" are used in lieu of "indicated", it is for purpose of helping reader locate cross-reference, and no limitation of location is intended except as specifically noted.
- L. Install: Except as otherwise defined in greater detail, the term "install" is used to describe operations at the project site including unloading, unpacking, assembly, erection, placing, anchoring, applying, working to dimension, finishing, curing, protecting, cleaning and similar operations, as applicable in each instance.
- M. Installer: The term "installer" is defined as the entity (person or firm) engaged by Abatement Contractor, or its sub Contractor or sub-sub Contractor for performance of a particular unit of work at project site, including installation, erection, application and similar required operations. It is a general requirement that such entities (Installers) be expert in operations they are engaged to perform.
- N. Owner's Representatives: The entity described as the "ARCHITECT/CERTIFIED PROJECT DESIGNER" in AIA Document A201 "General Conditions of the Contract for Construction". References to "ARCHITECT/CERTIFIED PROJECT DESIGNER" in the Contract Documents shall in all cases refer to ARCHITECT/CERTIFIED PROJECT DESIGNER, a representative of the Owner.
- O. Project Administrators: The persons from the CONSTRUCTION MANAGER, ARCHITECT/CERTIFIED PROJECT DESIGNER or Air Sampling Firm acting as representatives of the Owner, who shall generally coordinate work site activities and shall have authority to stop the work upon verbal order if requirements of the Contract Documents are not met, or if in the sole judgment of the Project Administrator or Owner's Representative, the interests of the Owner, safety of any person, or the Owner's property are jeopardized by the work. The Project Administrator for the CONSTRUCTION MANAGER, ARCHITECT/CERTIFIED PROJECT DESIGNER or CONSULTANT shall have this authority for all asbestos-containing material abatement work including the re-application of non-asbestos materials where applicable.
- P. Project Site: The term "project site" is defined as the space available to Abatement Contractor for performance of the asbestos abatement project, either exclusively or in conjunction with others performing other work as part of said project. The extent of project site is shown on the drawings and may or may not be identical with the description of land upon which the project is to be built.
- Q. Provide: Except as otherwise defined in greater detail, term "provide" means furnish and install, complete and ready for intended use, as applicable in each instance.

1.13 DEFINITIONS RELATIVE TO ASBESTOS ABATEMENT

- A. Aerosol: A gaseous suspension of fine solid or liquid particles in air.
- B. Air Cell: Insulation normally used on pipes and duct work that is comprised of corrugated cardboard, which frequently contains asbestos combined with cellulose or refractory binders.
- C. Air Monitoring: The process of collecting a specific volume of air for analysis to determine the relative concentration of fibers.
- D. Amended Water: Water to which a surfactant has been added.
- E. Asbestos: The asbestiform varieties of serpentinite (chrysotile), riebeckite (crocidolite), cummingtonite-grunerite, anthophyllite, and actinolite-tremolite. For purposes of determining respirator and work protection both the asbestiform and non-asbestiform varieties of the above minerals and any of these materials that have been chemically treated or altered shall be considered as asbestos.
- F. Asbestos-Containing Material (ACM): Any material containing any asbestos or asbestiform mineral.
- G. Asbestos-Containing Waste Material: Any material which is or is not suspected of containing asbestos or any material contaminated with an asbestos-containing material which is to be removed from a work area for disposal.
- H. Authorized Visitor: The Owner, the Owner's Representatives, ASF/Project Monitor personnel/the ARCHITECT/CERTIFIED PROJECT DESIGNER or a representative of any federal, state and local regulatory or other agency having authority over the project.
- I. Barrier: Any surface that seals off the work area to inhibit the movement of fibers.
- J. Breathing Area: A hemisphere forward of the shoulders with a radius of approximately 6 to 9 inches.
- K. Ceiling Concentration: The concentration of an airborne substance that shall not be exceeded.
- L. Certified Industrial Hygienist (C.I.H.): An industrial hygienist certified in Comprehensive Practice by the American Board of Industrial Hygiene.
- M. Demolition: The wrecking or taking out of any building structural component, system, finish or assembly of a facility together with any related handling operations.

- N. Disposal Bag: A clear six mil thick leak-tight plastic bags used for transporting asbestos waste from work and to disposal site. Each is labeled as follows:
- Encapsulant: A material that surrounds or embeds asbestos fibers in an adhesive matrix to prevent the release of fibers.
1. Bridging Encapsulant: An encapsulant that forms a discreet layer on the surface of an in-situ asbestos matrix.
 2. Penetrating Encapsulant: An encapsulant that is absorbed by the in-situ asbestos matrix without leaving a discreet surface layer.
 3. Removal Encapsulant: A penetrating encapsulant specifically designed for removal of asbestos-containing materials rather than for in-situ encapsulation.
- O. Encapsulation: Treatment of asbestos-containing materials, with an encapsulant.
- P. Enclosure: The construction of an air-tight, impermeable, permanent barrier around asbestos-containing material to control the release of asbestos fibers into the air.
- Q. Filter: A media component used in respirators or negative air equipment to remove solid or liquid particles from the inspired air.
- R. Friable Asbestos Material: Material that contains any asbestos or asbestiform minerals that can be crumbled, pulverized, or reduced to powder by hand pressure when dry.
- S. Glovebag: A sack (typically constructed of six mil transparent polyethylene or polyvinylchloride plastic) with inward projecting long sleeve gloves, which are designed to enclose an object from which an asbestos- containing material is to be removed.
- T. HEPA Filter: A High Efficiency Particulate Absolute or Air (HEPA) filter which removes from air 99.97% or more of monodisperse di-octyl-phthalate (DOP) particles having a mean particle diameter of 0.3 microns (See "HEPA Filter").
- U. Negative Pressure Respirator: A respirator in which the air pressure inside the respiratory-inlet covering is positive during exhalation in relation to the air pressure of the outside atmosphere, and negative during inhalation in relation to the air pressure of the outside atmosphere.
- V. Negative Pressure Ventilation System: A local exhaust system, utilizing HEPA filtration capable of maintaining a negative pressure inside the work area and a constant air flow from adjacent areas into the work area and exhausting that air outside the work area.
- W. Negative Pressure: Differential air pressure condition existing between two substantially isolated spaces yielding a relative low pressure in the restricted area, and a relative higher pressure outside of the restricted area, generally caused by the exhausting of air from an isolated restricted space (work area).
- X. Personal Monitoring: Sampling of the asbestos fiber concentrations within the breathing area of an employee.

- Y. Protection Factor: The ratio of the ambient concentration of an airborne substance to the concentration of the substance inside the respirator at the breathing area of the wearer. The protection factor is a measure of the degree of protection provided by a respirator to the wearer.
- Z. Respirator: A device designed to protect the wearer from the inhalation of harmful atmospheres.
- AA. Surfactant: A mixture of water and chemicals that reduce the surface tension of water, allowing for better wetting and penetration of the solution into materials.
- BB. Time Weighted Average (TWA): The average concentration of a contaminant as measured over a particular duration of time.
- CC. Visible Emissions: Any emissions containing particulate asbestos material that are visually detectable without the aid of instruments. This does not include condensed uncombined water vapor.
- DD. Wet Cleaning: The process of eliminating asbestos contamination from building surfaces and objects by using cloths, mops, or other cleaning utensils which have been dampened with amended water or diluted removal encapsulant and afterwards thoroughly decontaminated or disposed of as asbestos contaminated waste.
- EE. Work Area: The area where asbestos related work or removal operations are performed which is defined and/or isolated to prevent the spread of asbestos dust, fibers or debris, and entry by unauthorized personnel. Work area is a Regulated Area as defined by 29 CFR 1926.

PART 2 - PRODUCTS

2.1 NOT USED

PART 3 - EXECUTION

3.1 NOT USED

END OF SECTION 02 82 19

SECTION 02 82 30 - ASBESTOS ABATEMENT SUBMITTALS

PART 1 - GENERAL

1.1 SUMMARY

- A. This section includes information necessary for the preparation and submission of documents and material samples to the ARCHITECT/CERTIFIED PROJECT DESIGNER for approval.
- B. Wherever possible throughout the contract documents, the minimum acceptable quality of workmanship and materials has been defined by manufacturer's name and catalog number, reference to recognized industry and government standards, or description of required attributes and performance.
- C. To ensure that the specified products are furnished and installed in accordance with design intent, procedures have been established for advance submittal of design data and for their review by the ARCHITECT/CERTIFIED PROJECT DESIGNER.
- D. No work shall commence until the ARCHITECT/CERTIFIED PROJECT DESIGNER'S approval has been obtained.
- E. Make all submittals required by the contract documents, and revise and re-submit as necessary to establish compliance with the specified requirements.

1.2 SECTION INCLUDES

- A. Quality Assurance
- B. Project Submittal Package
- C. Submittal Schedule
- D. Manufacture's Literature
- E. Samples
- F. Color And Patterns
- G. Substitutions
- H. Equivalents "Or Equals"
- I. Identification Of Submittals
- J. Coordination Of Submittals
- K. Timing Of Submittals

L. Architect/Certified Project Designer's Review

M. Submittals Required

1.3 QUALITY ASSURANCE

A. Submittal Attestation

1. The Abatement Contractor shall sign submittals to attest to and assure his compliance with the contract documents and rules and regulations related to this project.

B. Certificate Of Compliance

1. Certify that construction materials used in the work comply with the contract documents.
2. Certification shall not be construed as relieving the Abatement Contractor from furnishing satisfactory materials if, after tests are performed on selected samples, the material is found to not meet specified requirements.
3. Show on each certification the name and location of the work, name and address of Abatement Contractor, quantity and date or dates of shipment or delivery to which the certificate applies, and name of the manufacturing or fabricating company. Certification shall be in the form of letter or company-standard forms containing all required data. Certificates shall be signed by an officer of the manufacturing or fabricating company.
4. In addition to the above information, laboratory test reports submitted with Certificates of Compliance shall show the date or dates of testing, the specified requirements for which testing was performed, and results of the test or tests.

C. Procedures

1. Prepare submittals and work procedures in strict accordance with the provisions of this Section.

1.4 PROJECT SUBMITTALS PACKAGE

A. Reserved.

1.5 SUBMITTAL SCHEDULE

A. General

1. The Abatement Contractor shall compile a complete and comprehensive schedule of all submittals anticipated to be made during progress of the work. Include a list of each type of item for which Certificates of Compliance, material samples, guarantees, work procedures, emergency plans, or other types of submittals are required. Coordinate the schedule and work procedures with all necessary sub-Abatement Contractors and materials suppliers to ensure their understanding of the importance of adhering to the approved schedule and their ability to so adhere.

1.6 MANUFACTURERS' LITERATURE

- A. General
 - 1. Where contents of submitted literature from manufacturers include data not pertinent to the submittal, clearly indicate which portion of the contents are being submitted for review.
- B. Number Of Copies Required
 - 1. Submit a minimum of three copies, one of which shall be returned plus two copies which shall be retained by the ARCHITECT/CERTIFIED PROJECT DESIGNER.
- C. Material Safety Data Sheets
 - 1. Submit Material Safety Data Sheets (MSDS) for all materials used or brought to the site.

1.7 SAMPLES

- A. See DIVISION 1 - SHOP DRAWINGS, PRODUCT DATA & SAMPLES.

1.8 COLOR AND PATTERNS

- A. Unless the precise color and pattern is specifically described in the contract documents, and whenever a choice of color or pattern is available in a specified product, submit accurate color and pattern charts to the ARCHITECT/CERTIFIED PROJECT DESIGNER for review and selection.

1.9 SUBSTITUTIONS

- A. The Contract is based on the standards of quality established in the contract documents.
- B. All products proposed for use, including those specified by required attributes and performance, shall require approval by the ARCHITECT/CERTIFIED PROJECT DESIGNER before being incorporated into the Work.
- C. Do not substitute materials, equipment, or methods unless such substitution has been specifically approved for this work by the ARCHITECT/CERTIFIED PROJECT DESIGNER.

1.10 EQUIVALENTS "OR EQUAL"

- A. In these specifications, where certain kinds, types, brands, or manufacturers of materials are named, they shall be regarded as the required standard of quality. Where two or more are named, these are presumed to be equal, and the Abatement Contractor may select one of those items. If the Abatement Contractor desires to use any kind, type, brand, or manufacture of material other than those named in the specification, he shall indicate in writing, prior to award of contract, what kind, type, brand, or manufacture is included in the base bid for the specified items. When requested, the Abatement Contractor shall also submit information describing in specific detail, how it differs from the quality and performance required by the base specifications, and such other information as may be required by the Owner.

1.11 IDENTIFICATION OF SUBMITTALS

- A. General
 - 1. Number submittals consecutively. Send each submittal with a letter of transmittal containing pertinent information required for identification and checking of submittals.
- B. Internal Identification
 - 1. On at least the first page of each copy of each submittal, as required for positive identification, clearly indicate the submittal number. Also, include an updated copy of the submittals schedule which includes the submittal number and date of submittal in which the submittals schedule item was included.
- C. Re-submittals
 - 1. When material is resubmitted for any reason, transmit under a new letter of transmittal and with a new submittal number.
- D. Submittal Log
 - 1. Maintain an accurate submittal log for the duration of the Contract, showing current status of all submittals at all times. Make the submittal log available for the ARCHITECT/CERTIFIED PROJECT DESIGNER'S review upon request.

1.12 COORDINATION OF SUBMITTALS

- A. General
 - 1. Prior to submission for approval, fully coordinate submittals. Coordination involves at least the following actions:
 - a. Determine and verify interface conditions, catalog numbers, and similar data.
 - b. Coordinate with other trades as required.
 - c. Clearly indicate deviations from requirements of the contract documents.
- B. Grouping Of Submittals
 - 1. Unless otherwise specified, make submittals in groups containing all associated items and all required submittals in one complete submission. Partial submittals may be rejected as not complying with the provisions of the contract documents, and the Abatement Contractor shall be held solely liable for delays and additional costs required to review incomplete submittals. All costs of the ARCHITECT/CERTIFIED PROJECT DESIGNER'S for additional submittal reviews shall be back-chargeable to the Abatement Contractor, and may be subtracted from payments due.

1.13 TIMING OF SUBMITTALS

- A. Submittal Review Time
 - 1. The Abatement Contractor shall allow at least 10 calendar days for review by the ARCHITECT/CERTIFIED PROJECT DESIGNER following the ARCHITECT/CERTIFIED PROJECT DESIGNER'S receipt of the Abatement Contractor's submittal for approval.

- B. Submittal Timeline
 - 1. The Abatement Contractor shall make submittals far enough in advance of scheduled dates of installation to allow time for reviews and other actions necessary to meet the schedule. These other actions include, but are not necessarily limited to, securing approvals, possible revisions and re-submittals, placing orders and securing delivery.
- C. Submittal Delivery
 - 1. The ARCHITECT/CERTIFIED PROJECT DESIGNER shall accept no submittals, "Certificate for Request for Payment" forms, or Change Orders via FAX communications. These documents must be sent to the ARCHITECT/CERTIFIED PROJECT DESIGNER via mail, express mail or hand delivery.
- D. Delays
 - 1. Delays caused by the Abatement Contractor's failure to transmit and obtain approval of submittals in a timely manner shall not result in an extension of the Contract completion date.

1.14 ARCHITECT/CERTIFIED PROJECT DESIGNER'S REVIEW

- A. General
 - 1. Review by the ARCHITECT/CERTIFIED PROJECT DESIGNER shall not be construed as a complete check, but only that the general method of abatement/construction and detailing is satisfactory. Review shall not relieve the Abatement Contractor from responsibility for errors which may exist.
- B. Authority To Proceed
 - 1. The notations "Reviewed, no exceptions noted" or "Reviewed, exceptions noted" authorize the Abatement Contractor to proceed with fabrication, purchase, or both, of the items so noted, subject to the revisions, if any, required by the ARCHITECT/CERTIFIED PROJECT DESIGNER review comments.
- C. Revisions
 - 1. Make revisions as indicated by the ARCHITECT/CERTIFIED PROJECT DESIGNER's review. If the Abatement Contractor considers any required revision to be a change, he shall so notify the ARCHITECT/CERTIFIED PROJECT DESIGNER as provided for under "Changes" in the General Conditions.
- D. Revisions After Approval
 - 1. When a submittal has been reviewed and accepted by the ARCHITECT/CERTIFIED PROJECT DESIGNER, re-submittal for substitution of materials or equipment shall not be considered unless accompanied by an acceptable explanation as to why the substitution is necessary.

PART 2 - PRODUCTS

2.1 NO PRODUCTS THIS SECTION

PART 3 - EXECUTION

3.1 SUBMITTALS REQUIRED

A. Asbestos Plan

1. If the Abatement Contractor wishes to vary from the project designs as described in the Summary of Work contained in this document, he must submit for approval a detailed plan of the work procedures to be used in the removal and demolition of materials containing asbestos. Such plan shall include location of asbestos control areas, decontamination chambers, layout of decontamination chambers, interface of trades involved in the construction, sequencing of asbestos related work, negative air pressure filtration system plan, disposal plan, type of wetting agent and asbestos sealer to be used, air monitoring, description of how this will benefit the OWNER, any cost savings and a detailed description of the method to be employed in order to control pollution, including but not limited to emergency procedures for failure of seals. This plan must be approved in writing prior to the start of any asbestos work.
2. Negative air pressure filtration system plan shall include a layout drawing indicating the method of providing air supply into the work area, location of HEPA filtration system, size of ducts, method of sealing ducts, the negative pressure to be maintained within the work area and method to control this pressure, number of air changes, HEPA filtration system manufacturer, size and characteristics, HEPA filtration system pre-filters and filter life spans and catalog numbers. Method of maintaining effectiveness of the pre-filters and filters shall be indicated.
3. Shop drawings shall be a minimum of 8 1/2" by 11" original drawings with all major dimensions indicated. Any deviation from the approved asbestos plan shall require re-submittal and approval of revised drawings.

B. Asbestos Worker Records

1. Valid New York State asbestos handling certificates, social security card or legal work permit copies, and medical and fit test records shall be submitted for each worker engaged in asbestos activity for the project.
2. Asbestos Project Worker Qualification Data forms shall also be submitted, as above, for each EPA accredited Supervisor for the Project. Valid New York State asbestos handling certificates shall reflect Supervisor status for each such supervisor.

C. Temporary Electrical Power Plans

1. The Abatement Contractor's electrical power plans which meet the requirements as indicated in SECTION 02 82 11 - ASBESTOS ABATEMENT SUMMARY OF WORK, SECTION 02 82 13 - ALTERNATES (if applicable), and SECTION 02 82 50 - ASBESTOS ABATEMENT TEMPORARY FACILITIES AND CONTROLS, shall be submitted for approval to the ARCHITECT/CERTIFIED PROJECT DESIGNER prior to installation. Submission must be scaled drawings, a minimum of 8 1/2" by 11" in size, with all major dimensions indicated.

D. Clean Room Plans

1. The Abatement Contractor's clean room plan, which meets the requirements as indicated in SECTION 02 82 11 - ASBESTOS ABATEMENT SUMMARY OF WORK, SECTION 02 82 13 - ALTERNATES (if applicable), and SECTION 02 82 50 - ASBESTOS ABATEMENT TEMPORARY FACILITIES AND CONTROLS, shall be submitted for approval to the ARCHITECT/CERTIFIED PROJECT DESIGNER prior to installation. Submission must be scaled drawings, a minimum of 8 1/2" by 11" in size, with all major dimensions indicated.

E. Emergency Plans

1. Submit a detailed plan for fire and medical emergencies. Emergency Plans shall also be posted at the job site and referenced for acknowledgment in accordance with Code Rule 56 requirements on the Entry/Exit log.
 - a. Fire Emergency
 - 1) Describe procedures for evacuation, notification of fire department (including phone number) and fire containment and include map showing locations of fire/emergency exits from the work area.
 - b. Medical Emergency
 - 1) Describe procedures for care of unconscious, contaminated personnel, decontamination of conscious personnel, notification of emergency medical services (including phone number) and first aid care.
 - 2) Provide names of on-site personnel trained in first aid and Cardio-Pulmonary Resuscitation (CPR).
 - c. Fire And Medical Training
 - 1) Provide detailed, verbal and written training session for emergency personnel who might possibly have to enter and exit a contaminated work zone, if the respective agency requests such a training session.
 - d. Responsibility For Emergency Plan Compliance
 - 1) The Abatement Contractor shall ensure that all personnel involved in the Project are familiar with and have been trained in Emergency Procedures, which are specific to the Project and location. Any Failure to comply with Emergency Plans and requirements shall be the sole responsibility of the Abatement Contractor.

F. Hazard Communication Program

1. The Abatement Contractor shall submit a copy of his written program as required by OSHA's Hazard Communication Standard. An additional copy of this document shall be located on the work site and accessible continuously during the course of the Work.

G. Abatement Contractor Licensing

1. Submit a copy of a valid asbestos handling license, pursuant to NYCRR Title 12, Part 56, Section 56-3.1.
2. Submit a copy of a valid asbestos handling certificate for any persons employed by the Abatement Contractor that may engage in or supervise work on the project pursuant to NYCRR, Title 12, Part 56, Section 56-3.2. It is the responsibility of the Abatement Contractor to permit only those persons who hold a valid asbestos handling certificate to engage in work on an asbestos project.

H. Equipment

1. Submit a list of equipment Abatement Contractor has available for asbestos work, including negative air machines, respirators intended to be used on the job, type "C" supplied air systems, scaffolding, decontamination facilities, disposal clothing, etc.

I. Asbestos Disposal

1. Written Evidence
 - a. Submit written evidence that the landfill for disposal is approved for asbestos disposal by the EPA and DEC. Include the Landfill Identification Number as identified by the NYS DEC, EPA, or other governing body. Include evidence of asbestos insurance for the disposal site in the form of a valid Certificate of Insurance for this project.
2. Notice To Project Monitors
 - a. The Project Monitor shall be given advance notice of waste removal and must be present during all transfer of asbestos waste from the work area to the storage or transport trailer. The Project Monitor must be present in order that he may verify the quantity of asbestos-containing waste removed from the site. This quantity shall be entered into the Project Monitor's daily job log (in number of bags or containers) and must correspond to the values for the shipping Bill(s) of Lading (Waste Shipment Records) for the material.
3. Transporter's Permit
 - a. Prior to the removal of any waste materials from the site, the Abatement Contractor shall submit a complete and valid copy of an "Industrial Waste Transporter Permit" specifically for asbestos-containing materials, pursuant to 6 NYCRR 364 for the transporting of waste. Only vehicles listed on this permit shall be allowed to transport waste materials from the site.
4. Waste Shipment Record
 - a. Prior to the transport of any waste materials from the site, the Abatement Contractor shall submit a Waste Shipment Record (WSR) to the Project Monitor with generator and transporter sections completely filled in and signed for each day on which asbestos waste is removed from the site (Provide originally signed WSR to Project Monitor so he can make copies for the record and return the originally signed WSR to Transporter so that original signature of Landfill Agent can be entered upon delivery to Landfill). This documentation shall include the amount of waste removed (in both number of bags or containers which correspond to the Project Monitor's logged count and cubic yards), name and address of the transporter, the landfill to which the waste is transported, the quantity accepted by the landfill and the signature of the landfill official who accepts the delivery. Waste Shipment Records bearing the original signature (carbon copy bearing impressions of original signatures acceptable) of the landfill agent receiving the waste must be received by the Owner/ARCHITECT/CERTIFIED PROJECT DESIGNER within 35 days of shipment. Failure to comply shall result in a detailed report being transmitted to the New York State Department of Labor and EPA-NESHAPS.

J. Schedule Of Values

1. General

a. Prepare the schedule of values, as required by the General conditions, in conjunction with the preparation of the progress schedule. A schedule of values shall be prepared for each asbestos abatement contract. Correlate preparation of schedule of values and progress schedule. Correlate line items with other administrative schedules and forms required for the work, including the progress schedule, payment request form, listing of sub-Abatement Contractors, schedule of allowances, schedule of alternates, and listing of products and principal suppliers and fabricators. Provide breakdown of the Contract Sum in sufficient detail to facilitate continued evaluation of payment requests and progress reports. Break down principal subcontract amounts into several line items. Labor and Materials shall be provided for every Work Area. Round off to nearest whole dollar, but with the total equal to Contract Sum

2. Sub Schedules

a. Sub Schedules: Where the work is separated into phases which require separately phased payments to Abatement Contractor, provide sub-schedules showing values correlated with each phase of payment.

3. Material/Fabrication Values

a. For each unit of work where payment requests shall be made on account of materials or equipment purchased, fabricated, delivered, but not yet installed, show "initial value" for payment request and "value added" for subsequent stages of completion on that unit of work.

4. Unit Cost Allowances

a. Show the line item value as a product of the unit cost multiplied by measured quantity as estimated from the best indication in the contract documents.

5. Time Coordination

a. In coordination of initial submittals and other administrative "start up" activities, submit the schedule of values to the Owner's Representative at the earliest feasible date, but in no case later than 7 days before initial payment request is to be submitted.

6. Listing

a. Arrange the schedule with columns to indicate the generic name of item, related specification sections, sub Abatement Contractor, the supplier, manufacturer or fabricator, change orders (numbers) which have affected the value, the dollar value of the item, and the percentage of the Contract Sum to the nearest one-tenth percent and adjusted to total 100 percent.

7. Schedule Updating

a. Update and resubmit schedule of values when change orders affect listing and when actual performance of the work involves necessary changes of substance to the values previously listed.

K. Payroll Records

1. Wage Rates

a. All trades shall be paid for the work hours permitted and at the wage rates established by the Department of Labor for this area, in accordance with Section 220, Sub 3 and 3a of the New York State Labor Law. Certified payroll documents reflecting such compliance shall be submitted as indicated by the following paragraphs.

2. Out Of State Abatement Contractors
 - a. Abatement Contractors not maintaining a regular place of business in the State of New York, or, Abatement Contractors utilizing a sub-contract labor force which does not maintain a regular place of business in the State of New York shall submit certified payroll documents, as indicated above, for contract and/or sub- contract labor to the ARCHITECT/CERTIFIED PROJECT DESIGNER. Such certified payroll documents shall be submitted to the ARCHITECT/CERTIFIED PROJECT DESIGNER at the job site, for posting, within one week of the payroll. In addition, certified payroll documents shall be submitted to the ARCHITECT/CERTIFIED PROJECT DESIGNER with each application for payment and shall include all labor charges covered by the payment request.
 3. In State Abatement Contractors
 - a. Abatement Contractors maintaining a regular place of business in New York State shall submit certified payroll documents, as indicated above, for all contract and in-State subcontract labor, with the final application and certificate for payment.
 4. Labor Citizenship
 - a. Contract and Subcontract Labor shall, before being allowed to commence work for the job, provide documentation of USA or Foreign National Citizenship with work permits which legally allow the individual to be employed for the job in New York State. Copies of Social Security cards shall be provided for USA citizens and copies of legal work permits shall be provided for all others. These documents shall be submitted and approved by the ARCHITECT/CERTIFIED PROJECT DESIGNER prior to the initiation of work. This information shall be submitted on the "Asbestos Project Worker Qualification Data" form included at the end of this Section.
- L. Payment Requests
1. See DIVISION 00 and 01 for requirements.
- M. Project Drawings
1. The Abatement Contractor shall submit architectural quality drawings indicating the location of any ACM materials remaining, or suspected of remaining, in the work area following the completion of the removal. This shall include ends of thermal insulation on piping that have been encapsulated, material extending into inaccessible areas, etc.
- N. Plan Of Operation And Waste Management
1. A Plan of Operation and Waste Management shall be submitted for the Asbestos and Hazmat removals and Demolition describing the Project Approach covering methods for abatement/removal, sampling and laboratory analysis, project schedule for each work area that's non-compliant with the required contractual working days, staffing including names and qualifications of field and supervisory personnel required to maintain the project schedule, copies of all relevant certificates, proof of personnel training, permits (including sub-consultants, laboratories, etc.), identification of all proposed waste transporters, waste profile & facility acceptance approval, waste disposal, and recycling facilities including copies of all relevant permits, written description that documents how the Abatement Contractor will track and maintain

custody of all wastes from point and time of generation, until transported to the off-site permitted disposal/recycling facility, description of how containers will be labeled with regard to the contents of the container, date of waste generation, and location of where the waste was generated, description of how waste characterization, transport, and disposal documents will be maintained, and description of how commingling of wastes will be prevented.

O. Submittals Listing (Partial)

1. Resolution authorizing submission of the bid.
2. Bid Bond or certified check.
3. Abatement Contractors Asbestos Handlers License.
4. Abatement Contractor's Qualifications Statement on AIA form A305
5. For out of state Abatement Contractors, or Abatement Contractors utilizing sub-contract labor not maintaining a regular place of business in New York:
6. Three (3) references of past jobs where certified payroll documentation per SECTION 02 82 30 - Submittals have been provided/maintained. (Submit copy of payroll documents).
7. Insurance Certificate(s) and Actual Policies (Refer to DIVISION 00 for Limits and Type). Use latest edition of ACORD Form 25 (Non-Simplified Form) for Insurance Certificates. Actual Policy showing coverage as indicated by these Specifications shall be submitted for each Insurance Certificate. This information shall also be submitted for Sub-Abatement Contractors prior to the start of their work.
8. Performance/Labor and Materials Payment Bonds (Refer to DIVISION 00)
9. Copies of EPA, DOL, and Building Occupant Asbestos Project Notices. Send copies of these notices to the ARCHITECT/CERTIFIED PROJECT DESIGNER by facsimile transmission at the same time they are sent or delivered to the various Agencies or posted on the Building. See SECTION 02 82 19 for detailed requirements.
10. List of Sub-Contractors and related insurance certificates and actual policies. (Refer to DIVISION 00 for Limits and Type).
11. Asbestos Landfill Identification Number and Asbestos Liability Insurance Certificate.
12. DEC approved Industrial Waste Transporter Permit.
13. List of EPA accredited supervisors being used for this job.
14. Workers asbestos handling certificates, social security card or legal work permit copies, medical and fit test records (Submit on "Asbestos Project Worker Qualification Data" form included at the end of this Section).
15. Material Safety Data Sheets.
16. Asbestos Plan (If Abatement Contractor proposes changes in project design). See SECTION 02 82 30, SUBMITTALS.
17. Temporary Electrical Power Plans (At a minimum, an 8 1/2 " x 11" drawing of Abatement Contractor's power board layout).
18. Clean Room Plans (A drawing showing layout and dimensions of the clean room).
19. Emergency Plans.
20. Hazard Communication Program.
21. Respiratory Protection Program
22. Abatement Contractor's Equipment List.
23. Detailed Project Schedule (corresponding to project start and stop dates indicated in SECTION 02 82 11).

24. Schedule of Values that matches the Detailed Project Schedule.
25. Project Drawings.
26. Copies of any Variance Request prior to submission to The Department of Labor.
27. Fire Emergency Plan specific to Project and site.
28. Replacement Material Samples including Material Safety Data Sheets (At least 2 weeks before scheduled use).
29. Substitutions, Equivalents, or Equals (At least 2 weeks before scheduled use).
30. Payment Requests/Payroll Certifications (For Out of State Abatement Contractors, Payroll Certifications shall be posted at the job site and a copy provided to the Project Monitor for inclusion in his report with each payroll).
31. Abatement Contractor's Daily Log-in Sheets (Copies to be submitted to Project Monitor at the start of the following day's work).
32. Abatement Contractor's Daily Inspection Form - During Abatement (Copies to be submitted to Project Monitor prior to the start of the following day's work or prior to the start of the following week's work for weekend inspections).
33. Worker Documents (in advance) for any new workers during the project.
34. Asbestos, Hazardous and Universal Disposal Documentation, including but not limited to, copies of asbestos container labels, certification of asbestos container testing requirement compliance, if applicable, waste profile characterization, acceptance letter from the facility and originally signed Waste Shipment Records bearing signature(s) of the Landfill agent(s).
35. Plan of Operation and Waste Management – this incorporates Asbestos & Hazmat plan, all waste, schedule, worker information, demolition etc.
36. FORMS REQUIRED WITH BID: Forms EX-AAC-BF, AAC-SF and CCA-1 “NYS Uniform Contracting Questionnaire”.
37. FORMS REQUIRED PRIOR TO START OF WORK: Form SR-F3-PD
38. FORMS REQUIRED PRIOR TO COMPLETION OF WORK: Form AK-B3-1, AK-B3-2 and AK-B3-3.

**ASBESTOS SUPERVISOR
COMMITTED
TO THIS PROJECT**

BIDDER: _____

PROPOSED ASBESTOS ABATEMENT SUBCONTRACTOR (IF ANY):

ASBESTOS SUPERVISOR AT PROJECT SITE: _____

NYSDOL ASBESTOS SUPERVISOR CERTIFICATE #: _____
EXPIRES: _____

LAST FIVE PROJECTS ON WHICH THE ABOVE SUPERVISOR WAS IN-CHARGE OF
ASBESTOS ABATEMENT WORK:

1. _____

2. _____

3. _____

4. _____

5. _____

NOTE : Throughout the entire course of the Project, a change of Asbestos Supervisor can be made by Contractor only upon Contractor's submission of adequately substantiated reason for such change, and providing that the Owner and/or Architect has not notified the Contractor, within seven (7) calendar days of said submission, on exception to the proposed change.

Bidder's Signature

Date

NEW YORK STATE
UNIFORM CONTRACTING QUESTIONNAIRE

INSTRUCTIONS

Submit this form at \$10,000 or more.

after being announced the low bidder for any competitively bid contract of \$10,000 or more, or when proposed for subcontract work valued

Whenever more space is needed to answer any question, or you wish to give further explanation, complete by attaching extra pages. All questions must be answered.

NOTE: Please indicate whether you believe that any of the information supplied herein is confidential and should be exempt from disclosure under the Freedom of Information Law. If you checked "yes" you must identify the information you feel is confidential by placing an asterisk in front of the appropriate question number(s) and you are requested to attach an additional sheet(s) upon which the basis for such claim(s) is explained.

GENERAL INFORMATION

1. NAME OF FIRM _____ PHONE NO. (____) _____
- MAILING ADDRESS _____
- CITY _____ COUNTY _____ STATE _____ ZIP _____ FAX NO. (____) _____
- ACTUAL LOCATION _____
- E-MAIL ADDRESS _____
2. TYPE OF FIRM PARTNERSHIP CORPORATION PROPRIETORSHIP JOINT VENTURE LLC LLP
3. HOW MANY YEARS HAS THE FIRM BEEN IN BUSINESS _____ UNDER THE SAME NAME? _____ FORMER NAME _____
4. WHAT IS THE FIRM'S BONDING RANGE? \$ _____ SINGLE PROJECT \$ _____ AGGREGATE (ALL PROJECTS) _____
5. ARE YOU CERTIFIED AS A DBE _____ MBE _____ WBE _____ IF SO, WITH WHOM? _____

OWNERSHIP, MANAGEMENT, AFFILIATION

6. Identify each person who is, or has been within the past five years, an owner of 5.0% or more of the firm's shares, or one of the five largest shareholders or a director, an officer, a partner or a proprietor. Joint ventures: provide information for all firms involved. Fill in name, % owned, office held, initials by Y or N whether director, officer or partner.

FIRST NAME	MI	LAST NAME	DATE OF BIRTH	% OWNED	DIRECTOR (Y or N)	OFFICER (Y or N)	TITLE	PARTNER (Y or N)

7. Identify any other firms in which, now or in the past five years, the firm or any of the individuals listed in question six above, either owned or owns 5.0% or more of the shares of, or was or is one of the five largest shareholders or as a director, officer, partner or proprietor of said other firm.

FEDERAL ID NO.	N. COMPANY	PERSONAL NAME	FIRM/COMPANY ADDRESS

8. Identify any affiliate not listed in your answers to questions 6 and 7. For purposes of this question your firm and another are affiliates when, either directly or indirectly, one controls or has the power to control the other, or a third party or parties controls, or has the power to control both.

FEDERAL ID NO.	COMPANY NAME	ADDRESS

9. Identify any and all shareholders, directors, officers, owners, partners, or proprietors in common between your firm and any firm listed in response to questions 6, 7 or 8.

FEDERAL ID NO.	FIRST NAME, MI & LAST NAME	POSITION	OTHER FIRM

10. List the ten most recent contracts the firm has completed. If less than ten, include most recent subcontracts on projects up to that number.

1.	AGENCY/OWNER, CONTACT PERSON & TELEPHONE NO.	CONTRACT NO.	PRIME OR SUB	DESIGN ARCHITECT AND/OR DESIGN ENGINEER	AWARD DATE	AMOUNT	DATE COMPLETED
2.							
3.							
4.							
5.							
6.							
7.							
8.							
9.							
10.							

11. List all current uncompleted construction contracts.

AGENCY/OWNER, CONTACT PERSON & TELEPHONE NO.	CONTRACT NO.	PRIME OR SUB	DESIGN ARCHITECT AND/OR DESIGN ENGINEER	TOTAL \$ AMOUNT OF FIRM'S CONTRACT (OR SUBCONTRACT)	\$ AMOUNT SUBLET TO OTHERS	UNCOMPLETED \$ AMOUNT OF FIRM'S CONTRACT (OR SUBCONTRACT)

GRAND TOTAL: _____

12. Gross Sales for Firm's Previous 3 Fiscal Years:

Average Backlog for Firm's Previous 3 Fiscal Years:
(Estimated total value of uncompleted work on outstanding contracts.)

YEAR	YEAR
_____	_____
\$ _____	\$ _____
_____	_____
\$ _____	\$ _____
_____	_____
\$ _____	\$ _____

13. Has the firm, or any firm listed in response to questions 6, 7 or 8 defaulted or been terminated on, or had its surety called upon to complete, any contract awarded within the past five years?
 NO YES If yes, give date(s), agency(ies)/owner(s), project(s), contract numbers, and describe including the result.

14. For all contracts within the past five years: (a) list and describe all liens or claims over \$25,000 filed against the firm and remaining undischarged or unsatisfied for more than 90 days; and (b) list and describe all liquidated damages assessed:

FINANCIAL INFORMATION

15. Complete the attached financial statement or attach a copy of the firm's most recent annual financial statement and accompanying notes.

OTHER INFORMATION

16. Within the past five years has the firm, any affiliate, any predecessor company or entity, or any person identified in question number 6 above been the subject of any of the following:
 (Respond to each question and describe in detail the circumstances of each affirmative answer. Attach additional pages if necessary.)

- (a) a judgment of conviction for any business-related conduct constituting a crime under local, state or federal law? No Yes
- (b) a criminal investigation or indictment for any business-related conduct constituting a crime under local, state or federal law? No Yes
- (c) a grant of immunity for any business-related conduct constituting a crime under local, state or federal law? No Yes
- (d) a federal, state or local suspension or debarment? No Yes
- (e) a rejection of any bid for lack of qualifications, responsibility or because of the submission of an informal, non-responsive or incomplete bid? No Yes
- (f) a rejection of any proposed subcontract for lack of qualifications, responsibility or because of the submission of an informal, non-responsive or incomplete bid? No Yes
- (g) a denial or revocation of prequalification? No Yes
- (h) a voluntary exclusion from bidding/contracting agreement? No Yes
- (i) any administrative proceeding or civil action seeking specific performance or restitution in connection with any public works contract except any disputed work proceeding? No Yes
- (j) an OSHA Citation and Notification of Penalty containing a violation classified as serious? No Yes
- (k) an OSHA Citation and Notification of Penalty containing a violation classified as willful? No Yes
- (l) a prevailing wage or supplement payment violation? No Yes
- (m) a State Labor Law violation deemed willful? No Yes
- (n) any other federal, state or local citations, Notices, violation orders, pending administrative hearings or proceedings or determinations of a violation of any labor law or regulation? No Yes

- (o) any criminal investigation, felony indictment or conviction concerning formation of, or any business association with, an allegedly false or fraudulent women's, minority or disadvantaged business enterprise? No _____ Yes _____
- (p) any denial, debarment, revocation or forfeiture of Women's Business Enterprise, Minority Business Enterprise or Disadvantaged Business Enterprise status? No _____ Yes _____
- (q) rejection of a low bid on a State contract for failure to meet statutory affirmative action or MWBE requirements? No _____ Yes _____
- (r) a consent order with the NYS Department of Environmental Conservation, or a federal, state or local government enforcement determination involving a violation of federal, state or local environmental laws? No _____ Yes _____
- (s) any bankruptcy proceeding? No _____ Yes _____
- (t) any suspension or revocation of any business or professional license? No _____ Yes _____
- (u) any citations, notices, violation orders, pending administrative hearings or proceedings or determinations of a violation of:
 - federal, state or local health laws, rules or regulations? No _____ Yes _____
 - federal, state or local environmental laws, rules or regulations? No _____ Yes _____
 - unemployment insurance or workers compensation coverage or claim requirements? No _____ Yes _____
 - ERISA (Employee Retirement Income Security Act)? No _____ Yes _____
 - federal, state or local human rights laws? No _____ Yes _____
 - federal, state or local security laws? No _____ Yes _____
- (v) a request to withdraw a bid submitted to a public owner or any claim of an error on a bid submitted to a public owner? No _____ Yes _____

CERTIFICATION

The undersigned recognizes that this questionnaire is submitted for the express purpose of inducing the State of New York or its agencies and instrumentalities to award a contract, or approve a subcontract, acknowledges that the State or its agencies and instrumentalities may in its discretion, by means which it may choose, determine the truth and accuracy of all statements made herein; and states that the information submitted in this questionnaire and any attached pages is true, accurate and complete. It is further acknowledged that intentional submission of false or misleading information may constitute a felony under Penal Law Section 175.35 or may constitute a misdemeanor under Penal Law Sections 175.30, 210.35 or 210.45, and may also be punishable by a fine and/or imprisonment of up to five years under 18 USC Section 1001 and may result in a denial of contract award or contract termination.

Sworn to before me this

_____ day of _____, 20_____

Signature of Officer

Notary Public

Title

Commission Expiration Date

Officer Name (Please Print)

As of (date): _____

ASSETS

Current Assets

- 1. Cash _____ \$
- 2. Accounts receivable - less allowance for doubtful accounts _____
- 3. Notes receivable - due within one year _____
- 4. Inventory - materials _____
- Retainers included in accounts receivable _____
- Claims included in accounts receivable not yet approved or in litigation _____
- 5. Contract costs in excess of billings on uncompleted contracts _____
- 6. Accrued income receivable _____
- Interest _____
- Other (list) _____

Total accrued income receivable _____

- 7. Deposits _____
- Bid and plan _____
- Other (list) _____

Total deposits _____

- 8. Prepaid Expenses _____
- Income Taxes _____
- Insurance _____
- Other (list) _____

Total prepaid expenses _____

- 9. Other current Assets (list) _____

Total other current assets _____

- 10. Total Current Assets _____

Investments

- Listed securities-present market value _____
- Unlisted securities-present value _____
- Total Investments _____

- 12. Fixed Assets _____

- Land _____
- Building and improvements _____
- Leasehold improvements _____
- Machinery and equipment _____

12. Fixed Assets (Continued)

- Automotive equipment _____
- Office furniture and fixtures _____
- Other (list) _____

Total _____

Less: accumulated depreciation _____

Total fixed assets - net _____

13. Other Assets

Loans receivable - officers _____

- employees _____

- shareholders _____

Cash surrender value of officers' life insurance _____

Organization expense - net of amortization _____

Notes receivable - due after one year _____

Other (list) _____

Total Other Assets _____

14. TOTAL ASSETS

\$ _____

LIABILITIES

Current Liabilities

- 15. Accounts payable
- 16. Loans from shareholders - due within one year
- 17. Notes payable - due within one year
- 18. Mortgage payable - due within one year
- 19. Other payables - due within one year (list)

\$ _____

- 20. Total other payables - due within one year
- 21. Billings in excess of costs and estimated earnings
- 21. Accrued expenses payable - salaries and wages
 - payroll taxes
 - employees' benefits
 - insurance
 - other

Total accrued expenses payable

- 22. Dividends payable

- 23. Income taxes payable - state
 - federal
 - other

Total income taxes payable

- 24. Total Current Liabilities
- 25. Deferred Income Taxes Payable
 - state
 - federal
 - other

Total deferred income taxes

- 26. Long Term Liabilities
 - Loans from shareholders - due after one year
 - Notes payable - due after one year
 - Mortgage - due after one year
 - Other payables - due after one year (list)

Total long term liabilities

- 27. Other Liabilities (list)

Total other liabilities

- 28. **TOTAL LIABILITIES**

\$ _____

- 29. Net Worth (if proprietorship or partnership)
- 30. Stockholders' Equity
 - Common stock issued and outstanding
 - Preferred stock issued and outstanding
 - Retaining earnings
 - Total
 - Less: Treasury stock
- 31. TOTAL STOCKHOLDERS' EQUITY
- 32. TOTAL LIABILITIES AND STOCKHOLDERS' EQUITY

NET WORTH

\$ _____

\$ _____

NOTE: IF ADDITIONAL SPACE IS REQUIRED, PLEASE NOTE AND ATTACH SCHEDULE TO STATEMENT

Dated this _____ day of _____, 20____

Name of Organization

By: _____
Signature and Title

Name (Please Print)

SUBMITTAL FORMS

- A. For "**Prior To Start Of Work**" Submittal
 - Form **SR-F3-PD**

SUBMITTAL FORMS

B. For "**At Completion of Work**" Submittal

- Form **RK-B3-1**
- Form **RK-B3-2**
- Form **RK-B3-3**

PPROJ. NAME:

KA # :

ASBESTOS ABATEMENT PROJECT SITE :

REQUIRED RECORD-KEEPING

(SHALL BE RETAINED FOR 30 YEARS FROM THE FOLLOWING DATE OF COMPLETION OF ASBESTOS PROJECT :)

PRIME CONTRACTOR (NON-ASBESTOS), if applicable

NAME	ADDRESS & TEL. #
------	------------------

ASBESTOS ABATEMENT PRIME CONTRACTOR

NAME	ADDRESS & TEL. #	NYSDOL LIC. #
------	------------------	---------------

ASBESTOS ABATEMENT SUBCONTRACTOR (if any)

NAME	ADDRESS & TEL. #	NYSDOL LIC. #
------	------------------	---------------

ASBESTOS CONTRACTOR'S SUPERVISORS ("COMPETENT PERSONS") AT PROJ. SITE

(in charge of Workers & Work at Work Areas)

No.	NAME	HOME ADDRESS & TEL #	NYSDMV # & SS # (last 4 digits)	NYSDOL CERT. #
-----	------	-------------------------	------------------------------------	----------------

END OF SECTION 02 82 30

SECTION 02 82 40 - ASBESTOS ABATEMENT TESTING LABORATORY SERVICES

PART 1 - GENERAL

1.1 SERVICES

- A. Project Monitoring and Testing laboratory services are provided by the Owner through an independent Air Sampling Firm (ASF) to comply with New York State Department of Labor Code Rule 56 and AHERA requirements. Services shall also comply with New York State Education Department Final Clearance Air Sampling clarifications, if required.
- B. An outline of the air sampling requirements is provided for informational purposes only in SECTION 02 82 02 - ASBESTOS ABATEMENT INFORMATION AVAILABLE TO BIDDER.
- C. Acceptable final air clearance criteria are provided in SECTION 02 82 70 - ASBESTOS ABATEMENT for informational purposes only.
- D. Provide NYSDOL Asbestos certified personnel to be on-site at all times when the Asbestos Abatement Contractor is working, to observe Asbestos Abatement Construction Work activities (including preparation, removal, packaging for disposal, and demobilization) and to ensure compliance with Project Designer's Construction Documentation (Project Manual and Drawings), pertinent rules and regulations, in particular, NYCRR 56.
- E. Observe Abatement Contractor's Air Monitor(s) with respect to the number, type, and location of air sampling/testing as applicable and in compliance with OSHA. Provide advice to the design professionals and site representatives on the project.
- F. Prepare "Asbestos Site Representative Reports" for each day visited; conduct representative photographic survey of Asbestos Abatement Work.
- G. The independent Certified Project Monitor/Air Sampling Technician will oversee all asbestos abatement and shall collect all required air samples and conduct all required inspections. The Owner's project monitoring services shall be budgeted for Monday through Friday, 8-hours per day between 8:00 am and 5:00 pm. The beginning and ending of the 8-hour shift may be modified to accommodate work changes. The work may be also performed at other periods of time on weekends and holidays or where multiple work shifts are required. The time lines that have been established are based on the Owner's needs and the Abatement Contractor can complete the work with sufficient manpower, supplies, and organization. If more hours are needed due to lack of the Abatement Contractor's ability to meet the scheduled time lines, the cost for additional Project Monitoring and Air Sampling shall be the responsibility of the Abatement Contractor.
- H. The Project Monitoring and Air Sampling firm's services and proposal shall be based on the final project design bid document, addendums, project plans, their professional judgment, and all regulatory requirements.

PART 2 - PRODUCTS

2.1 MATERIALS AND EQUIPMENT

- A. Materials and equipment used for Air Monitoring and Testing shall meet applicable requirements of all provisions of governing regulations and of the industry standards.

PART 3 - EXECUTION

3.1 GENERAL REQUIREMENTS

- A. The representative of the Project Monitoring and Air Sampling Firm (ASF) shall have the authority to inspect and report on items of environmental and health hazards related to asbestos as found at the Project Site and pertaining to Abatement Contractor. The Project Monitor and Air Monitoring firm shall be responsible for all of the following requirements:
1. Review and approve on-site worker asbestos certifications and medical approvals.
 2. Review and approve Abatement Contractor's air sampling technicians credentials.
 3. Ensure the proper construction and use of Personal Decontamination Facilities.
 4. Inspect for the use of PPE by Abatement Contractor's workers and report non-compliance.
 5. Report regulatory and contract non-compliance to the ARCHITECT/CERTIFIED PROJECT DESIGNER.
 6. Review and monitor the Abatement Contractor's schedule of abatement and identify needed corrections.
 7. Inspect and approve all work area cleanings, prior to the collection of final clearance air sampling.
 8. Inspect all Hazardous Materials abatement and clean-up activities, and disposal packaging.
 9. Attend pre-abatement and post abatement walk-through damage inspections and prepare a project punchlist.
 10. Project monitor must inspect inside the regulated work areas a minimum of two (2) one-hour each day inspections during the morning and two (2) one-hour inspections in the afternoon each day.
 11. Inspect and smoke test work area containment barriers, and negative ventilation equipment.
 12. Ability to mobilize, attend regular meetings, coordinate Project Observation, Air Monitoring, and/or Testing Laboratory, and prepare required project documentation (transmittals, intermediary reports, forms, and logs, etc.) related to the Project for any of the above requested Consultant Services. Include submission of one (1) copy each to Owner, Architect, Project Manager, and CERTIFIED PROJECT DESIGNER of required project documentation. Preparation of final "Asbestos Site Representative Report", including representative photographic survey, firm's license, personnel's NYSDOL asbestos certifications, and NYSDOH asbestos training certifications, accreditation of testing laboratory; submission of two (2) copies each to Owner, Architect, Project Manager, and CERTIFIED PROJECT DESIGNER of required project documentation.

3.2 QUALIFICATIONS

- A. Firm:
1. Minimum of documented five (5) years specializing in asbestos abatement industry and, in particular, providing services of Asbestos Project Monitoring and Air Monitoring.
 2. Possess NYSDOL Asbestos Handling License for the past five (5) years.
 3. Expressed commitment to assign tasks of the Project to appropriate and most qualified staff and to provide all other necessary resources to fulfill performance requirements and address any concerns of Owner and/or ARCHITECT/CERTIFIED PROJECT DESIGNER in a timely manner.
 4. Thorough knowledge of applicable rules and regulations governing applicable tasks of the Project and familiarity with applicable regulatory agencies/personnel.
 5. Demonstrated track record of similar projects.
- B. Project Monitor/Air Monitor
1. Possess valid NYSDOL Asbestos Project and Air Monitoring certifications
 2. Minimum three (3) years experience in-field observation conducting Asbestos Abatement project and Air Monitoring technical Services.
 3. Possess strong knowledge and understanding of building drawings, of air monitoring regulations, and of related technical procedures.
 4. Have no association with any firm, which received citations and/or violations regarding asbestos projects, while representing that firm.

3.3 TURN AROUND TIME

- A. All Laboratory Analytical Results for PCM Pre-Abatement, Background, and During Abatement shall require a 24-hour turnaround.
- B. All Laboratory Analytical Results for Phase Contrast Microscopy and Transmission Electron Microscopy Final Clearance Air Samples (if required) shall require 24-hour turnaround or as determined by project requirements.
- C. All results shall be posted on site and provided to the Owner's representative and the ARCHITECT/CERTIFIED PROJECT DESIGNER within the required turnaround times. Results shall include actual Laboratory Documentation and the Air Monitoring Firms' field paperwork/drawings.

END OF SECTION 02 82 40

SECTION 02 82 50 - ASBESTOS ABATEMENT TEMPORARY FACILITIES AND CONTROLS

PART 1 - GENERAL

1.1 SUMMARY

- A. This Section includes information pertaining to the construction and configurations of decontamination facilities and work area ventilation units. Equipment furnished by Abatement Contractors shall comply with requirements of pertinent safety regulations. Ladders, planks, hoists, and similar items normally furnished by the individual trades in execution of their own portions of the work are not included in this Section, but must meet applicable requirements of these specifications and all safety requirements.

1.2 SECTION INCLUDES

- A. General Requirements
- B. Job Conditions
- C. Security
- D. Maintenance and Removal
- E. Utilities
- F. Sequence of Events
- G. Signs
- H. Installation of Power Board
- I. Decontamination Chamber System
- J. Decontamination System - Specific
- K. Waste Decontamination Enclosure System
- L. HVAC System
- M. Negative Air Filtration System
- N. Plasticizing Openings
- O. Work Area Preparation
- P. Work Area Preparations Tent/Mini-Enclosure Procedures

1.3 GENERAL REQUIREMENTS

- A. Temporary facilities and controls required for this work include, but are not necessarily limited to:
 - 1. Enclosure of work areas and posting of caution signs.
 - 2. Decontamination chambers including shower facilities, located conveniently close to work areas.
 - 3. Clean (locker) room, equipment room, and material transfer room.
 - 4. Negative-air Pressure Equipment.
 - 5. Disposable clothing, respirator masks, and any other material and equipment necessary.
 - 6. Scaffolding, ladders, staging, etc.
 - 7. Visual barriers between work areas and other building areas.

1.4 JOB CONDITIONS

- A. Make required connections to existing utility systems with minimum disruption to services in the existing utility systems. When disruption of the existing service is required, do not proceed without the ARCHITECT/CERTIFIED PROJECT DESIGNER'S approval and, when required, provide alternate temporary service.

1.5 SECURITY

- A. The Abatement Contractor shall be responsible to provide or arrange for 24 hour, 7 day a week security for the work site. Persons assigned to security must have the technical background, experience and certification necessary to maintain equipment used, and to competently react to any malfunction.

1.6 PROTECTION OF WORK

- A. The Abatement Contractor shall be responsible for protection of all its work at the end of the working day.
- B. All equipment shall be covered and protected from dust, moisture or physical damage by others.
- C. All cost for this protection shall be borne by the Abatement Contractor.
- D. The Abatement Contractor shall repair all damages which may occur to the work prior to the date of final acceptance by the ARCHITECT/CERTIFIED PROJECT DESIGNER and Owner.
- E. Protect finished surfaces, including jambs, wall corners and soffits of openings used as passageways, through which equipment and materials are to be moved.
- F. Protect finished floor surfaces prior to allowing equipment or materials to be moved over such surfaces.
- G. Maintain finished surfaces clean, unmarred, and suitably protected until accepted by the Owner.

- H. In event of damage, promptly make replacements and repairs to the approval of the ARCHITECT/CERTIFIED PROJECT DESIGNER and at no additional cost to the Owner.
- I. Additional time required to secure replacement and to make repairs shall not be considered by the Owner to justify any extension in the Contract Time of Completion.

1.7 MAINTENANCE AND REMOVAL

- A. Maintain temporary facilities as long as needed for the safe and proper completion of the work. Remove temporary facilities as rapidly as practicable upon completion of the work and the attainment of acceptable final clearance air sample levels, if required.
- B. No barriers are to be removed until all debris is properly bagged and removed from work areas and areas have been thoroughly cleaned in accordance with provisions of SECTION 02 82 70 - ASBESTOS ABATEMENT, 3.14 and acceptable final clearance air sample levels have been attained, if required.

PART 2 - PRODUCTS

2.1 UTILITIES

- A. General
 - 1. Temporary facilities shall be subject to the ARCHITECT/CERTIFIED PROJECT DESIGNER's approval.
 - 2. The Abatement Contractor shall label any circuits disabled in conjunction with the work; "TEMPORARILY DISCONNECTED DUE TO RENOVATION WORK. DO NOT ACTIVATE THESE CIRCUITS - SAFETY HAZARD"
- B. Water
 - 1. When feasible, interrupt the flow of water to areas where asbestos removal shall be conducted. This requirement shall be mandatory in areas of demolition.
 - 2. The Owner shall furnish access to water required for construction if available onsite, at no cost to the Abatement Contractor unless otherwise specified. The Abatement Contractor shall be responsible for any plumbing work or fixtures necessary to "tie into" the Owner's existing system and shall be required to provide anti-siphon devices at the connection to the Owner's water system.
 - 3. Contaminated water shall be treated by a several stage filter systems consisting minimally of a 25 micron filter followed by a 5 micron filter and typically by a 5 micron, 50 micron and 100 micron filter series prior to disposal in a municipal sewage system. This process may only be used when not contrary to local ordinances.
 - 4. The Abatement Contractor may dispose of water contaminated by double bagging in accordance with the General Specifications and SECTION 02 82 70 - ASBESTOS ABATEMENT.

C. Electricity/Heat

1. Shut down and lock out electric power in the work areas. It is the responsibility of the Abatement Contractor to verify that electrical power has been locked out and demarcated as such.
2. The Abatement Contractor shall supply a power board on site designed to handle the expected electrical load during the project. The power board shall be located as indicated in SECTION 02 82 70 - ASBESTOS ABATEMENT - and SECTION 02 82 11- ASBESTOS ABATEMENT SUMMARY OF WORK and be installed, tested and activated prior to any other site work for the execution of this Contract. This work shall be accomplished by a properly licensed electrician.
3. Provide as required by 29 CFR 1926, temporary 120/240 Volt, single phase, three wire, 100 amp electric service with Ground Fault Circuit Interrupters (GFCI) for electrical requirements of the project. No damaged electrical cords shall be allowed on site. Draw out power service from Owner's existing power panel to service the Abatement Contractor's power board. Each HEPA unit shall be circuited to a separate and unique breaker with a minimum of 15 amp service to prevent multiple loss of negative pressure units.
4. Provide temporary lighting with "weatherproof" fixtures for work areas including the decontamination chambers.
5. Temporary devices and wiring used shall be capable of decontamination procedures including HEPA vacuuming and wet-wiping. Wiring and extension cords utilized by the Abatement Contractor shall be minimum 12 gauge three wire with grounding pins intact on the male connector thereof. Any case of a missing grounding pin shall be cause for removal of that extension cord or wiring from the job site.
6. Provide electric service as needed by the Project Monitor and the AST (including GFCI). Minimum electrical services that are to be provided include:
 - a. Six 15 amp protected 3 prong outlets within the work area.
 - b. Six 15 amp protected 3 prong outlets for work areas outside of the containment zone or area.
7. The Owner shall not be responsible for making available to the Abatement Contractor temporary electrical services.
8. The Abatement Contractor shall supply power and connections to maintain fire alarms and security system in non-work areas. The Abatement Contractor may also be required to provide temporary electrical service to occupied portions of the building.
9. If electric is unavailable at the Owner site the Abatement Contractor shall be responsible to pay for, provide and maintain temporary electric, temporary generator, etc. to complete all work required.
10. If heat is unavailable at the Owner site the Abatement Contractor shall be responsible to pay for, provide and maintain temporary heat, necessary to complete all work required.

PART 3 - EXECUTION

3.1 SEQUENCE OF EVENTS

- A. Procedures as delineated in this Part shall be executed in sequence to protect the safety of human health and the environment. Following the establishment of signage, decontamination chamber system, HVAC system isolation, HEPA filter units, and critical barriers, all consequential work shall be conducted in full Tyvek suits and respirators as defined in applicable Sections of this specification. Workers shall use proper decontamination facilities and procedures when entering or exiting the proposed work area.
- B. During the preliminary set up work, the only Abatement Contractor personnel that shall be allowed on site are those necessary to construct personal/waste decontamination units, make electrical and water connections, and install negative air equipment.
- C. After decontamination facilities are fully operational and negative air units have been installed and activated, the second phase of the preparation may commence. The second phase shall include the precleaning of surfaces and objects, installation of critical barriers, and isolation barriers. During this phase, the only Abatement Contractor personnel that shall be allowed on site are those necessary to complete this work.

3.2 SIGNS

- A. Project Signs
 - 1. Allow no signs or advertising of any kind on the job site except as specified herein and required by 6 NYCRR Part 364 for marking of the Asbestos Waste Haulers permitted vehicle.
- B. Posting Caution Signs
 - 1. Caution signs shall be provided and displayed at all approaches and entrances to work areas, including internal doorways which provide access to the work area and where fiber levels may exceed normal background levels. (See SECTION – 02 82 19 for Business Occupant notification requirements which must be posted in accordance with Title 12 NYCRR Code Rule 56-3.6 requirements.)
 - 2. Locate signs at such a distance that authorized personnel may read the sign and take the necessary protective steps required before entering the area.
- C. Post emergency exits as emergency exits only on the work area side, post with asbestos caution signs on the non-work area side.
- D. Provide non-work area stairs and corridors accessible to the asbestos work area with warning tapes at base of stairs and beginning of corridors. Warning tapes shall be in addition to caution signs.

3.3 INSTALLATION OF POWER BOARD

- A. The Abatement Contractor shall install, test, and activate the power board in accordance with these Specifications and other applicable regulations prior to any further execution of the Contract.

3.4 DECONTAMINATION CHAMBER SYSTEM

- A. Provide temporary three-chamber decontamination chamber as herein specified and in accordance with approved asbestos plan. The outer layer of these chambers shall be constructed of opaque six-mil plastic sheeting. Decontamination enclosures shall be installed in every area where entrance or exit from the work area is provided.
- B. A minimum of one decontamination unit shall be constructed per full containment work area per 6 abatement workers. Such systems may consist of existing rooms outside of the work area, if the layout is appropriate, that can be enclosed in plastic sheeting and are accessible from the work area.
- C. When this situation does not exist, enclosure systems shall be constructed out of metal or wood support. The decontamination units shall be plasticized with a minimum double layer of six mil poly sheeting on walls and ceiling and floor. The floor shall receive an additional layer of six mil reinforced poly.
- D. The personal decontamination enclosure system shall consist of a clean room, a shower room, and an equipment room, in series, separated from each other and from the work area by three air locks. (See SECTION 02 82 70 - ASBESTOS ABATEMENT and SECTION 02 82 11 - ASBESTOS ABATEMENT SUMMARY OF WORK). A Daily Log In sheet shall be provided by the Abatement Contractor for use by persons entering the containment in addition to the tag requirements as defined in SECTION 02 82 70 - ASBESTOS ABATEMENT.
- E. When the personal decontamination enclosure is situated near an area of public access, it shall be fully framed and sheathed for safety and constructed to prevent unauthorized entry.
- F. Prefabricated or trailer decontamination units shall be completely decontaminated and sealed prior to separation and removal from the work area. These units must be approved by the ARCHITECT/CERTIFIED PROJECT DESIGNER prior to use in this project.
- G. Access to and from the asbestos work area shall be through the personal decontamination unit only.
- H. Prior to establishing door seals, move all tools, scaffolding and equipment required for the abatement process into the asbestos work area.

- I. Establish triple-layer six mil polyethylene seals at decontamination chamber doorways, weighted to assure tight closure against temporary enclosure. Provide a minimum of six (6) sealed doorways within the chamber each having a minimum separation of three (3) feet and as follows:
 - 1. From clean locker room to airlock;
 - 2. From airlock to shower room;
 - 3. From shower room to airlock;
 - 4. From airlock to decontamination/equipment room;
 - 5. From decontamination/equipment room to airlock;
 - 6. From airlock to work area.

- J. When the personal decontamination enclosure system is situated near an area of public access or occupied by student or faculty, it shall be constructed of 2" x 4" wood or metal stud framing covered with 1/2" thick, 4' x 8' hardboard. Smooth side of hardboard to be installed on clean area (occupied) side, and the door secured to prevent unauthorized entry.

- K. All prefabricated or trailer decontamination chamber units must be included in the approved asbestos plan. These units shall be completely decontaminated and sealed prior to separation and removal from the work area, and only after final air clearance samples have indicated the area to be in an acceptable condition.

3.5 DECONTAMINATION SYSTEM - SPECIFIC

A. Clean Room

- 1. The clean room shall be sized to accommodate all authorized persons. Benches, lockers and hooks shall be provided for street clothes. Shelves for storing respirators shall also be provided. Clean clothing, replacement filters for respirators, towels and other necessary items shall be provided. The clean room shall not be used for storage of tools, equipment or materials. It shall not be used for office space. A lockable door shall be provided to permit access to the clean room from outside the work area or enclosure.
- 2. The Abatement Contractor's clean room plan which meets the requirements as indicated herein shall be submitted for approval to the ARCHITECT/CERTIFIED PROJECT DESIGNER prior to installation. Submission must be a scale drawing, minimum 8-1/2" by 11" with all major dimensions indicated.

B. Shower Facilities

- 1. There shall be constructed within the decontamination system one shower per six full-shift abatement persons calculated on the basis of the largest shift.
- 2. Provide minimum 36" x 36" x 90" temporary shower facilities consisting of hot and cold running water tied into the Owner's existing system, a sufficient supply of soap and a reclaimable wastewater storage tank. Wastewater from the shower facilities shall be treated as contaminated water and shall be disposed of or filtered as previously described.
- 3. When hot water is not available from the Owner it is the responsibility of the Abatement Contractor to provide hot water for the shower facilities. Each showerhead shall be supplied with hot and cold water adjustable at the tap.
- 4. Provide and arrange shower facilities for the authorized personnel during the performance of work.

C. Equipment Room

1. Equipment room may be used for storage of equipment and tools after decontamination. A walk-off pan, filled with water, shall be located in the work area just outside the equipment room for persons to clean foot coverings when leaving the work area prior to entering the equipment room. A drum lined with a properly labeled six mil asbestos disposal bag shall be located in this room and shall be a receptacle for contaminated clothing and materials. Reusable contaminated footwear shall also be stored in this area.

3.6 WASTE DECONTAMINATION ENCLOSURE SYSTEM

- A. Projects involving the disturbance of greater than 260 linear feet or 160 square feet of asbestos containing materials shall have a separate waste decontamination enclosure system constructed for movement of equipment and waste in and out of the containment area. At no time may personnel use this system as a means to circumvent the shower.
- B. The system shall consist of four (4) separate chambers with a minimum of four (4) triple-layer, weighted polyethylene doorways. Chambers shall not be less than three (3) feet in any direction and located as follows:
 1. From the holding area (clean room) to the airlock;
 2. From airlock to washroom.
 3. From washroom to airlock;
 4. From airlock to work area.
- C. Amended water shall be available at all times in the washroom for wipe down of equipment and waste.
- D. The washroom must have a running water hookup with a drain to collect water. Wastewater shall be properly disposed of as contaminated or filtered in accordance with this Section.
- E. Where there is only one egress from the work area, the holding area of the waste decontamination enclosure system may branch from the equipment decontamination room, which doubles as a waste washroom, of the personal decontamination enclosure.

3.7 HVAC SYSTEM

- A. In coordination with building services, isolate HVAC systems to prevent contamination and fiber dispersal to other areas of the building. Seal vents within the work area with 2 layers of six mil plastic sheeting taped in place or, if necessary to stop the flow of air, duct work shall be cut and rigid panels secured in place. Openings to ducts and fans shall be sealed prior to the start of removal. The Abatement Contractor shall remove barriers and repair ductwork following the attainment of satisfactory final air clearance.
- B. Positive pressurization must be provided where HVAC/equipment services the remainder of the building and the HVAC equipment is in the work area or the ducts transverse the work area. (See NYCRR, Title 12, Subpart 56. A record of this positive pressure must be obtained in a manner similar to that for documenting work area pressure differentials.

3.8 NEGATIVE AIR FILTRATION SYSTEM

- A. Provide a Negative Air Filtration System utilizing equipment per SECTION 02 82 60 - ASBESTOS ABATEMENT MATERIALS AND EQUIPMENT. The configuration of this equipment shall be in accordance with SECTION 02 82 70 - ASBESTOS ABATEMENT and SECTION 02 82 11 - ASBESTOS ABATEMENT SUMMARY OF WORK. The HEPA filter units shall be installed and activated as soon as practicable and prior to any precleaning with the exception of cleaning necessary to install the units.
- B. Provide new HEPA filters and prefilters prior to start up of negative air unit in the presence of the Project Monitor.
- C. Replace filters if damage is determined to be present, excessive wear is observed, or decreased efficiency is indicated, minimally conforming to the following schedule:
 - 1. Primary Filters - Every two (2) Hours.
 - 2. Secondary Filters - Beginning and End of Every Shift.
 - 3. HEPA Filter - 300 Hours.
- D. HEPA Exhaust Ducting
 - 1. Reinforced non-collapsible HEPA exhaust ducting shall be used at any location requiring penetration of the enclosure or sheathing, or confined radius turns. Reinforced non-collapsible ducting shall also be required in any location, in the opinion of the Project Monitor, having the potential for damage during the execution of the work.
 - 2. Inflatable HEPA exhaust ducting may be used in locations other than those described above.
 - 3. All HEPA exhaust ducting located in the work area shall be additionally protected by wrapping in a single layer of reinforced six mil. poly sheeting.

3.9 PLASTICIZING OPENINGS

- A. Preclean openings in accordance with SECTION 02 82 70 - ASBESTOS ABATEMENT, 3.14, and seal off openings airtight, including but not limited to corridors, doorways, ducts, grills, diffusers, and any other penetrations of the work areas, with 2 layers six mil. plastic sheeting sealed with tape.
- B. Doorways which shall not be used for passage during work must be sealed by first applying tape over the gap between the closed door and the door frame and between the bottom of the door and the floor. Apply two layers of plastic sheeting over the door and seal independently with tape to the wall and to the floor.
- C. Seal windows by applying two layers of six mil. plastic sheeting sealed independently to the wall with tape.
- D. Any opening greater than 32 square feet with one dimension not less than one foot shall require isolation using minimum 3/8 inch thick sheathing constructed over wood or metal framing. These barriers are to be constructed with the sheathing on the work area side of the framing. Following construction, the barriers are to be sealed with two layers of six mil. poly sheeting with caulking at all joints, fixtures and penetrations forming an air tight seal.

3.10 WORK AREA PREPARATION

- A. Pre Cleaning
1. Preclean surfaces to which critical barriers shall be applied.
 2. Install critical barriers using 2 layers of six mil poly sealed independently to the wall or structural surface.
 3. When all critical barriers are in place, decontamination unit is constructed and operational and negative pressure has been established in accordance with these specifications, the proposed work area shall be precleaned in accordance with SECTION 02 82 70 - ASBESTOS ABATEMENT, 3.14.
- B. Erection Of Plastic Enclosure
1. Uncontaminated movable furniture and equipment shall be removed from work areas by Owner prior to start of work. At the conclusion of the work (after final air testing), the Owner shall re-locate furniture and equipment.
 2. Provide temporary plastic enclosure of the asbestos work area in accordance with the approved asbestos plan and as herein specified.
 3. Preclean and cover HVAC supply and exhaust grilles with two layers of six mil. poly sheeting sealed independently to the wall or mounting surface.
 4. Provide temporary framing at doors and corridors forming the temporary limits of the asbestos work area. Areas greater than 32 square feet shall be constructed of framing and sheathing as previously described in this Section.
 5. All non-removable equipment in the work area shall be HEPA vacuumed, wet-wiped and then completely covered with six mil polyethylene sheeting securely taped in place with duct tape.
 6. Remove all items attached to or in contact with asbestos-containing materials only after temporary decontamination enclosures are in place. HEPA vacuum and wet-wipe with amended water all removed items, prior to their removal from the asbestos work area and before the start of asbestos removal operations.
 7. Upholstered furniture, drapes and carpeting shall be HEPA vacuumed twice and cleaned before removal from work area. If carpeting is left in place after cleaning, it shall be covered first with one layer of six mil. polyethylene sheeting, then with one half inch thick plywood sheeting, followed by all plasticizing requirements.
 8. Spray plastics may be used with an approved variance from the New York State Department of Labor and approval from the ARCHITECT/CERTIFIED PROJECT DESIGNER. The application of the spray plastics shall be in conformance to the requirement of the variance and as specified herein, whichever is more stringent.
 - a. All requirements for the installation of critical barriers shall be met prior to the application of any spray plastics.
 - b. Spray all surfaces in the work area to a minimum thickness of six mil. (.006").
 - c. Install a single layer of six mil. poly over all floor surfaces to protect the spray applied plastics.
 9. Provide 2 layers six mil. polyethylene sheeting over all floor surfaces. Extend the second layer a minimum of 12" up walls and secure with spray adhesive then continuously seal with duct tape. All joints in floor sheeting shall overlap 12" minimum.

10. Provide 2 layers of six mil. polyethylene sheeting over all vertical wall surfaces. Secure with spray adhesive then continuously seal with duct tape. Overlap turned up floor sheeting 12" minimum. Overlap all joints in vertical sheeting 12" minimum.
11. Note: The Abatement Contractor is responsible for all damage to finished surfaces caused by spray adhesives and duct tape.
12. Provide 2 layers of six mil. polyethylene sheeting over all ceiling surfaces. Secure each layer with spray adhesive then seal continuously with duct tape. Overlap turned down ceiling sheeting 12" minimum. Overlap all joints in sheeting 12" minimum.
13. Pre-clean and cover all furniture and equipment that cannot be removed from work areas with two layers of six mil polyethylene sheeting.
14. Preclean and seal in 2 layers of poly sheeting all pipes and associated insulation not to be abated in the scope of this project.
15. Elevators shall be configured in accordance with requirements set forth in NYCRR, Title 12, Subpart 56 or other local codes.

C. Emergency Exits

1. At least one emergency escape route must be marked inside the work area. All exits and the emergency escape route must be clearly marked inside the work area with a bright fluorescent paint in large, clearly labeled symbols.
2. Construct emergency exits in a manner such that, if used, shall minimize the loss of integrity of the containment.
 - a. In the area marked as the emergency exit, cut both layers of wall plastic in dimensions large enough to allow rapid escape.
 - b. Once the plastic is completely cut free, reseal airtight the secondary plastic barrier with poly and duct tape cut to fit over the opening. Repeat on the primary barrier layer.
 - c. Make a 2-layer six mil. poly sheet flap large enough to cover the emergency exit should it be used. Attach a weight to the bottom of the flap and roll the flap to a tube shape. Attach the loose end to the exterior of the containment plastic above the emergency exit. Attach the rolled and weighted poly sheeting intact above the exit with a single piece of duct tape such that if the exit is used, the flap can be let down to cover the exit.
3. Clearly mark these exits. The emergency exit construction plan shall be established according to all applicable codes and be approved by the Project Monitor prior to final construction.
4. Post all emergency exits as emergency exits only on the work area side, post with asbestos caution signs on the non-work area side.

3.11 WORK AREA PREPARATIONS TENT/MINI-ENCLOSURE PROCEDURES

- A. In all areas where tent/mini-containment structures are used in conjunction with glove bag techniques, the following shall be required:
 1. Remove any debris in the vicinity of the work area by wetting with amended water and placing directly into approved disposal containers or decontaminating and removing from the area.

2. If a dirt floor exists, the floor shall be HEPA vacuumed in the area where the enclosure shall be installed. Vacuuming shall continue until all loose material and loose dirt have been removed and a solid surface remains or the area is deemed clean by the ARCHITECT/CERTIFIED PROJECT DESIGNER.
3. A single layer of six mil. poly sheeting shall be hung from the ceiling of the enclosure to the floor and curled to extend a minimum of 24 inches into the work area.
4. A 2 layer of six mil. poly sheeting shall be placed on the floor and extend a minimum of 12 inches up the poly walls.
5. The tent/mini enclosure shall then be put under negative pressure by use of HEPA filtered exhaust equipment.
6. Weights may be used as necessary to prevent the collapse of the enclosure when put under negative pressure.
7. HEPA units shall exhaust as required.
8. Glove bags shall not be moved or used more than once.

END OF SECTION 02 82 50

SECTION 02 82 60 - ASBESTOS ABATEMENT MATERIALS AND EQUIPMENT

PART 1 - GENERAL

1.1 SUMMARY

- A. This Section includes information with regards to products, and the handling of products and materials used during the execution of these contract documents.

1.2 SECTION INCLUDES

- A. Quality Assurance
- B. Submittals
- C. Product Delivery, Storage, and Handling
- D. Damaged Materials
- E. Equipment and Products
- F. Other Materials
- G. Water
- H. Application

1.3 QUALITY ASSURANCE

- A. Qualifications Of Manufacturers
 - 1. Products used in the work of this Section shall be produced by manufacturers regularly engaged in the manufacture of similar items and with a history of successful production acceptable to the ARCHITECT/CERTIFIED PROJECT DESIGNER.
- B. Qualifications Of Installers
 - 1. Use adequate numbers of skilled workmen who are thoroughly trained and experienced in the necessary crafts and who are completely familiar with the specified requirements and the methods needed for proper performance of the work of this Section.
- C. Acceptance Of Work
 - 1. The Owner shall make no allowance for lack of skill on the part of the workmen in acceptance or rejection of the finished work.

1.4 SUBMITTALS

- A. General
 - 1. Comply with the provisions of SECTION 02 82 30 – ASBESTOS ABATEMENT SUBMITTALS.

- B. Product Data
 - 1. Within 10 days after award of the Contract, submit:
 - a. Complete materials list of all items proposed to be furnished and installed under this Section.
 - b. Manufacturers' specifications and other data required to demonstrate compliance with the contract documents.
 - c. Manufacturers' recommended installation procedures which, when approved by the ARCHITECT/CERTIFIED PROJECT DESIGNER, will become the basis for inspecting and accepting or rejecting actual installation procedures used on the Work.
 - d. Materials Safety Data Sheets (MSDS) must be submitted for every product used, available, or stored on site in conjunction with the execution of this product.
- C. Equipment And Product Listing
 - 1. The Abatement Contractor shall submit with his bid a complete and updated list of all equipment and products to be used in the execution of his Contract. Items on the list must be approved by the ARCHITECT/CERTIFIED PROJECT DESIGNER prior to incorporation into the execution of the Work.

1.5 PRODUCT DELIVERY, STORAGE, AND HANDLING

- A. Deliver the materials in their original unopened containers with all labels intact and legible at time of use. Storage in strict accordance with the manufacturer's recommendations and as approved by the ARCHITECT/CERTIFIED PROJECT DESIGNER.
- B. Store all materials at the job site in a suitable and designated area. Store materials subject to deterioration or damage away from wet or damp surfaces and under cover. Protect material from unintended contamination.
- C. All equipment brought on site shall be inspected by the Project Monitor. Any possible sources of asbestos contamination shall remain sealed in plastic. If equipment is not properly sealed, it shall be immediately removed from the project site.
- D. Use all means necessary to protect the materials of this Section before, during and after installation and to protect the work and materials of all other trades.

1.6 DAMAGED MATERIALS

- A. Damaged or deteriorating materials shall not be used and shall be removed from the premises.
- B. Materials that become contaminated with asbestos shall be disposed of in accordance with these Contract Documents and applicable regulations.
- C. In the event of damage, immediately make all repairs and replacements necessary to meet the approval of the ARCHITECT/CERTIFIED PROJECT DESIGNER and at no additional cost to the Owner.

PART 2 - PRODUCTS

2.1 GENERAL

- A. Where specific manufacturers or brand names are used herein to specify equipment or materials deemed equivalent or superior in quality by the ARCHITECT/CERTIFIED PROJECT DESIGNER, the ARCHITECT/CERTIFIED PROJECT DESIGNER shall be the sole authority to make this determination.
- B. All materials furnished under this Section shall be CERTIFIED ASBESTOS FREE and shall have been previously approved by the ARCHITECT/CERTIFIED PROJECT DESIGNER.

2.2 EQUIPMENT AND PRODUCTS

- A. Plastic Sheeting (Fire Retardant Polyethylene)
 - 1. Plastic sheeting of six mil (.006") thickness and certified to conform with NFPA 701 (Standard Methods of Fire Tests for Flame-Resistant Textiles and Films) as required by 9 NYCRR, Subtitle S, Subchapter G, Subpart 1250.3 "Safety During Construction and Demolition", shall be used minimally unless otherwise specified. Plastic sheets shall be sized to minimize the frequency of joints.
- B. Duct Tape and Adhesive Spray
 - 1. Duct tape shall be commercially available, capable of sealing joints of adjacent sheets of plastic and for use in attachment of plastic sheet to finished or unfinished surfaces of similar materials and shall be capable of adhering under wet and dry conditions, including use of amended water. Masking tape (paper tape) and PVC "Buffalo" tape shall not be permitted.
 - 2. Grey, fiberglass reinforced duct tape is approved for this purpose.
 - 3. Adhesive spray may be used to facilitate attachment of plastic sheeting. Spray adhesive on finished surfaces must be held to a minimum. The Abatement Contractor is solely responsible for damage to surfaces due to, or arising from, the use of spray adhesives.
- C. Disposal Bags, Drums, And Storage Bags
 - 1. Provide clear six mil polyethylene disposal bags printed with asbestos caution labels and meeting DOT and NESHAPS requirements. Bags shall be sized to fit within sealable drums for transport to an approved disposal site.
 - 2. Provide fiber or metal drums capable of being sealed air and watertight. Affix asbestos caution labels on lids and at one-third points around drum circumference to assure ready identification and meeting appropriate DOT and NESHAPS specifications.
 - 3. Provide clear six mil polyethylene bags to store decontaminated objects.
- D. Wetting Agents
 - 1. Wetting agents (surfactants) are added to water (which is then called amended water) and used to saturate asbestos-containing materials. All asbestos containing materials must be saturated with amended water prior to removal. No dry removal shall be allowed. Surfactants are commonly composed of 50% polyoxyethylene ester and

50% polyethylene ester and mixed one ounce per five gallons of water.

2. Manufacturers:
 - a. ABC Fiberlock Technologies, Inc.
 - b. Aquatrols Corp., Aqua-Gro Asbestos Wet
 - c. or approved equal.

- E. Aerosols
 1. No petroleum based or aerosol type wetting or cleaning agents shall be allowed to include, but not limited to, "SKAT" type products.

- F. Encapsulants
 1. Encapsulants are liquid materials which can be applied to friable asbestos-containing materials and prevent the release of asbestos fibers by binding them into the fiber matrix and the substrate materials. Encapsulants are to be stored and applied in accordance to the manufacturer's instructions. The Abatement Contractor's choice of encapsulant must be approved in writing by ARCHITECT/CERTIFIED PROJECT DESIGNER prior to use and may require a test application to evaluate the suitability of the product for the intended purpose. A clear drying encapsulant shall not be allowed. The encapsulant used must be readily noticed after drying. ABC - 123 white drying encapsulant is recommended.

- G. Foams & Extruded Isocyanurates
 1. Foams and extruded foams must be approved by ARCHITECT/CERTIFIED PROJECT DESIGNER prior to use.
 2. Foams must be non-toxic under the conditions intended for use.
 3. Foams must have the following properties:
 - a. Flame Spread - Maximum 20
 - b. Smoke Development - Maximum 50

- H. Mastic Solvents
 1. Citrus based solvents used for the removal of mastics shall be a first-run product only. No second-run, multiple-run, or diluted solvents shall be allowed.
 2. Citrus based solvents shall be used in unoccupied buildings only.
 3. Non-odorous solvents shall be used for projects in which the building shall be occupied.
 4. Solvents used by the Abatement Contractor shall be compatible with new floor finishes. The Abatement Contractor shall be responsible for coordinating the products being used on the floor with approved products being reinstalled.
 5. Substitutions or equivalents shall be considered by ARCHITECT/CERTIFIED PROJECT DESIGNER with the submission of proper documentation.

- I. Signs
 1. Project Signs
 - a. Allow no signs or advertising of any kind on the job site except as specified herein and required by 6 NYCRR Part 364 for marking of the Asbestos Waste Transporter permitted vehicle.

2. Specifications
- a. Provide caution signs in vertical format conforming to 1926.1101(k)(7)(ii)(A) & (B); Caution signs (14" x 20"), yellow background, lettered in black, displaying the following legend:

Lettering	Size	Type
DANGER	2-1/4"	BLOCK
ASBESTOS	1-3/4"	BLOCK
MAY CAUSE CANCER	1"	BLOCK
CAUSES DAMAGE TO LUNGS	1"	BLOCK
AUTHORIZED PERSONNEL ONLY	5/8"	BLOCK
WEAR RESPIRATORY PROTECTION AND PROTECTIVE CLOTHING IN THIS AREA	3/8"	BLOCK

- b. Spacing between lines shall be at least equal to the height of the lettering on the line above.

J. Caution Labels And Tape

1. Labels shall be affixed to any asbestos contaminated material in accordance with the requirements of 1926.1101(k)(8)(iii) of OSHA's Hazard Communication Standard, and shall contain the following information:

DANGER
CONTAINS ASBESTOS FIBERS
MAY CAUSE CANCER
CAUSES DAMAGE TO LUNGS
DO NOT BREATHE DUST
AVOID CREATING DUST

2. Provide 3" yellow barrier tape printed with black lettered "CAUTION ASBESTOS REMOVAL". Locate barrier tape across all corridors, entrances and access routes to asbestos work area.

K. Sign-In Log

1. Provide log-in sign at entrance to clean room. Sign shall be a minimum 12" x 12" in 1 inch letters with the legend:

ALL PERSONS ENTERING WORK AREAS
ARE REQUIRED TO SIGN IN

L. Negative Air Pressure Filtration System

1. The Abatement Contractor shall provide portable asbestos air filtration systems necessary to provide a pressure differential of -0.02 inches of water column within all full enclosure areas with respect to adjacent areas while maintaining an overall rate of four (4) air changes per hour. Such ventilation systems must be equipped with High Efficiency Particulate Air (HEPA) filters to prevent the release of asbestos fibers to the environment outside the enclosure.
2. These units must be operated 24 hours per day during the entire project until the final cleanup is completed and the results of final clearance air samples are received from the laboratory. Systems shall be in accordance with ANSI Z9.2.

3. In the event of work stoppage once abatement has commenced due to contract disagreement, all barriers shall remain intact and be maintained by the Abatement Contractor and negative pressure exhaust units shall remain activated until the project is resumed, abatement completed and final clearance air samples obtained in accordance with this contract.

M. Negative Air Pressure Gauge

1. The Abatement Contractor shall provide a photohelic gauge with audible alarm and chart recorder to measure and record pressure differentials between the containment and non-work areas 24 hours per day. The chart record produced by this device shall become the property of the Owner when removed from the device for replacement or at the end of the abatement project, whichever is sooner. More than one gauge/chart recording device may be required at the discretion of ARCHITECT/CERTIFIED PROJECT DESIGNER.
2. The Abatement Contractor's supervisor shall be versed in the methods for calibrating the gauge. The chart recorder shall be calibrated twice a day by the supervisor, once at the beginning of the work shift and once at the end of the work shift. Before calibrating the gauge at the beginning of the work shift, the supervisor shall sign and date the accumulated strip part of the job record and must be stored in a secure place. The supervisor in the presence of the Project Monitor shall then calibrate the gauge and initial the strip chart paper, noting the time. At the end of the work shift period the supervisor shall check the gauge calibration, recalibrating if necessary, and initial the strip chart paper, noting the time. Any and all changes to the chart recording device shall be logged in the Abatement Contractor's log with copies presented to the Project Monitor.
3. If at any time during the abatement project, the negative pressure inside the work area falls below (-) .02 inches of water column, the Abatement Contractor shall remediate the problem. If a total loss of negative pressure is evidenced by the strip chart record at any time during the abatement, an assessment must be made, in consultation with ARCHITECT/CERTIFIED PROJECT DESIGNER, as to whether a fiber release into non-work areas has occurred and appropriate action to be taken.

N. Hepa Vacuum Equipment

1. Vacuuming performed under this contract shall utilize High Efficiency Particulate Air (HEPA) filter equipped industrial vacuums conforming to ANSI Z9.2. If vacuum has been used on a previous abatement project, the port opening and/or ends must be sealed. HEPA and pre-filters are subject to inspection by the Project Monitor prior to use in any portion of this project.
2. Manufacturer:
 - a. Nilfisk
 - b. Pullman/Holt
 - c. or approved for asbestos cleanup.

O. Airless Sprayer

1. A commercial duty airless sprayer shall be used for the application of any liquid materials in conjunction with this project. The sprayer shall be capable of creating a mist that reduces the potential for fiber build-up in the air and fiber release.

- P. Scaffolding/Ladders
1. Provide clean uncontaminated scaffolding and staging as necessary to accomplish the work of the Contract. Scaffolding may be of suspension type or standing type such as metal tube and coupler, tubular welded frame, pole or outrigger type or cantilever type. The type, erection and use of all scaffolding shall comply with all applicable OSHA construction industry standards. Scaffold joints and ends shall be sealed to prevent incursion of asbestos.
- Q. Fire Extinguishers
1. Provide at a minimum, one fire extinguisher of the appropriate type (A-B-C Dry Chemical) at each entrance to the work area and also outside the emergency exit.
- R. Thermal Insulation for Piping (If Applicable)
1. Approved Products
 - a. as approved by ARCHITECT/CERTIFIED PROJECT DESIGNER and Owner.
 2. Properties
 - a. One piece molded sectional calcium silicate based.
 - b. Maximum thermal conductivity - 0.23 BTU/FT²/Inch/ °F @ 75 degrees F.
 - c. Shall conform to the following requirements when tested in accordance with ASTM-E-84
 - 1) Flame Spread - Maximum 25
 - 2) Smoke Developed - Maximum 50
 - d. Suitable for use on piping up to 370 degrees F.
 - e. One inch thick for steam and hot water pipe sizes up to and including 3 inches.
 - f. One and one-half inches thick for steam and hot water pipe sizes over 3 inches.
 - g. One inch thick for refrigerant, cold and chilled water piping.
 - h. All joints shall be firmly butted together.
- S. Thermal Insulation for Valves, Fittings, Etc.
1. Approved Products
 - a. as approved by ARCHITECT/CERTIFIED PROJECT DESIGNER and Owner.
 2. Manufacturer
 - a. Manville, or an equal as approved by ARCHITECT/CERTIFIED PROJECT DESIGNER.
 3. Properties
 - a. Insulating cement shall be a mineral fiber cement with excellent adhesion on cold surfaces. Can be applied in heavy layers.
 - b. Finishing cement shall be a hydraulic-setting, insulating and finishing cement suitable for one-coat application. Harden in a few hours to a smooth, crack free surface that can be painted with a water-based paint.
 - c. Fitting covers shall be factory molded one piece PVC insulated fitting covers conforming to Fed. Specs L-P-535D, Composition A, Type II, Grade G4.
- T. Block Insulation
1. Material
 - a. as approved by ARCHITECT/CERTIFIED PROJECT DESIGNER and Owner.
 2. Manufacturer
 - a. Atlas Turner Inc. or an equal approved by ARCHITECT/CERTIFIED PROJECT DESIGNER.

3. Properties
 - a. Block insulation composed of Hydrous Calcium Silicate, mineral and organic fiber conforming to specifications.
 - b. Shall conform to the following requirements when tested in accordance with ASTM-E-84
 - 1) Flame Spread - Maximum 25
 - 2) Smoke Developed - Maximum 50
 - c. Block shall be 1 1/2 inches thick.

- U. Vibration Isolators
 1. Vibration isolators shall be replaced in strict accordance with all Federal, State and/or Local fire and building codes by qualified personnel using:
 - a. as approved by ARCHITECT/CERTIFIED PROJECT DESIGNER and Owner.

- V. Painting Work
 1. MATERIAL
 - a. "Kem Gard", Latex fire-retardant paint
 2. MANUFACTURER
 - a. Sherwin-Williams, or other U.L. listed approved equal.
 3. COLOR
 - a. To match adjoining surfaces.

- W. Other Materials
 1. Wire
 - a. 16-gauge, soft annealed, galvanized steel.
 2. Wire Netting
 - a. 2-inch, hexagonal mesh, galvanized wire.
 3. Wire Lath
 - a. 21 gauge, ribbed, galvanized steel, having 2 1/2 meshes to the inch.
 4. Corner Beads
 - a. Galvanized steel.
 5. Canvas
 - a. 6-ounce muslin.
 6. Lagging
 - a. Materials used to lag insulation shall consist of canvas or aluminum.
 7. Lagging Adhesive
 - a. American Adhesive Co. #6120 or approved equal.

2.3 WATER

- A. If approved cements require job-addition of water, use only clean and potable water for that purpose.

2.4 APPLICATION

- A. Products and materials shall be applied as specified herein with workmanship and quality of the highest standard.

- B. Products shall be installed, applied and used in accordance with manufacturers' recommendations.
- C. Insulation materials shall be completely lagged to hide and protect exposed corners, edge or insulation Sections. Lagging material shall be installed in a manner to provide good esthetic quality and lasting protection.

PART 3 - EXECUTION

3.1 NOT USED.

END OF SECTION 02 82 60

SECTION 02 82 70 - ASBESTOS ABATEMENT

PART 1 - GENERAL

1.1 SUMMARY

- A. This section details information with respect to the process of asbestos abatement including decontamination facilities, engineering controls, pre-cleaning, full containment work area requirements, asbestos removal and final cleaning requirements and procedures.
- B. The Abatement Contractor shall be held solely responsible to have investigated the site and verified conditions and quantities prior to the submission of his bid. By submission of the bid, the Abatement Contractor waives all rights to changes in Contract amount and procedures.

1.2 RELATED SECTIONS

- A. Section 02 82 02 - Asbestos Abatement Information Available To Bidders
- B. Section 02 82 11 - Asbestos Abatement Summary Of Work
- C. Section 02 82 19 - Asbestos Abatement Applicable Standards And Definitions
- D. Section 02 82 30 - Asbestos Abatement Submittals
- E. Section 02 82 40 - Asbestos Abatement Testing Laboratories Services
- F. Section 02 82 50 - Asbestos Abatement Temporary Facilities and Controls
- G. Section 02 82 60 - Asbestos Abatement Materials And Equipment

1.3 SECTION INCLUDES

- A. Quality Assurance
- B. Submittals
- C. Abatement Contractor Responsibilities
- D. Work Area Preparation
- E. Decontamination Facilities
- F. Negative Air Filtration System
- G. Temporary Utilities
- H. Worker and Authorized Visitor Protection Procedures

- I. Personal Protection
- J. Respiratory Protection
- K. Protective Gear for Authorized Visitors
- L. Personnel Identification Tags (where applicable)
- M. Pre-Removal Notification and Inspection
- N. Removal of Asbestos Containing Materials - General
- O. Removal of Asbestos Containing Materials - Specific
- P. Waste Disposal Requirements
- Q. Cleaning
- R. Clearance Air Monitoring
- S. Removal of Isolation Barriers
- T. Restoration of Finishes
- U. Glove Bag Removal

1.4 QUALITY ASSURANCE

- A. Work area configurations shall be in accordance with the provided documents except where changes have been approved in advance by ARCHITECT/CERTIFIED PROJECT DESIGNER in writing.
- B. Asbestos removal methods, techniques and equipment shall be approved by ARCHITECT/CERTIFIED PROJECT DESIGNER in writing prior to incorporation into the execution of the project.
- C. Any changes implemented by the Abatement Contractor that have not been previously approved by ARCHITECT/CERTIFIED PROJECT DESIGNER may be denied and lost time charged solely to the Abatement Contractor for the consequential rectification.
- D. When inspections are indicated, work shall not proceed until written approval of the inspected area has been given to the Abatement Contractor by ARCHITECT/CERTIFIED PROJECT DESIGNER.
- E. The Project Monitor shall have the authority, as granted by the Owner, to stop work should there be a lack of compliance to the Contract Documents. Lost time of such stoppage shall be solely at the Abatement Contractor's expense.
- F. Work areas, including HEPA locations and quantity, personal decontamination facilities, waste decontamination facilities, etc. shall be configured in accordance with the

descriptions, drawing and diagrams provided with this section. Where choices are provided, the Abatement Contractor shall notify ARCHITECT/CERTIFIED PROJECT DESIGNER of his decision prior to execution of the Contract. Proposed changes or deviations in configuration shall be approved by ARCHITECT/CERTIFIED PROJECT DESIGNER in writing prior to execution.

- G. As much as possible, actual abatement in each work area shall be scheduled to occur early enough in the work week to avoid requirements for weekend air monitoring and containment barrier inspections. When this scheduling is not possible, the Abatement Contractor's supervisor shall perform required weekend containment barrier inspections.

1.5 SUBMITTALS

- A. In addition to submittals required per the text of this section, the Abatement Contractor shall be required to provide to ARCHITECT/CERTIFIED PROJECT DESIGNER a properly filled out "WASTE SHIPMENT RECORD" of all asbestos contaminated waste removed from the site. This form must indicate a continuous trail of the material noting location, person accepting the material, representing company, date, time, destination, and the volume of material involved in the transfer.
- B. Abatement Contractor's Job Log
 - 1. Upon completion of the job and as a condition of its acceptance, submit the Abatement Contractor's job log book containing day-to-day record of personnel entering the work area, records of daily decontamination chamber cleanings, daily smoke testing, and respirator testing during the abatement project.
- C. Asbestos Plan
 - 1. If the Abatement Contractor wishes to vary from the project designs as described in SECTION 02 82 11 - ASBESTOS ABATEMENT SUMMARY OF WORK, he must submit for approval a detailed plan of the work procedures to be used in the removal and demolition of materials containing asbestos. Such plan shall include location of asbestos control areas, decontamination chambers, layout of decontamination chambers, interface of trades involved in the construction, sequencing of asbestos related work, negative air pressure filtration system plan, disposal plan, type of wetting agent and asbestos sealer to be used, air monitoring, and a detailed description of the method to be employed in order to control pollution, including but not limited to emergency procedures for failure of seals. This plan must be approved in writing prior to the start of any asbestos work.
 - 2. Negative air pressure filtration system plan shall include a layout drawing indicating the method of providing air supply into the work area, location of HEPA filtration system, size of ducts, method of sealing ducts, the negative pressure to be maintained within the work area and method to control this pressure, number of air changes, HEPA filtration system manufacturer, size and characteristics, HEPA filtration system pre-filters and filter life spans and catalog numbers. Method of maintaining effectiveness of the pre-filters and filters shall be indicated.
 - 3. Shop drawings shall be a minimum of 8 1/2" x 11" original drawings with all major dimensions indicated. Any deviation from the approved asbestos plan shall require re-submittal and approval of revised drawings.

4. A Plan of Operation and Waste Management shall be submitted for the Asbestos and Hazmat removals describing the Project Approach covering methods for abatement/removal, sampling and laboratory analysis, project schedule for each work area that's noncompliant with the required contractual working days, staffing including names and qualifications of field and supervisory personnel required to maintain the project schedule, copies of all relevant certificates, proof of personnel training, permits (including sub-consultants, laboratories, etc.), identification of all proposed waste transporters, waste disposal, and recycling facilities including copies of all relevant permits, written description that documents how the Abatement Contractor will track and maintain custody of all wastes from point and time of generation, until transported to the off-site permitted disposal/recycling facility, description of how containers will be labeled with regard to the contents of the container, date of waste generation, and location of where the waste was generated, description of how waste characterization, transport, and disposal documents will be maintained, and description of how commingling of wastes will be prevented.
- D. Asbestos Abatement Contractor's Worker Records
1. Valid New York State Abatement Contractors asbestos handlers license, social security card or legal work permit copies, and medical and fit test records shall be submitted for each worker engaged in asbestos activity for the project.
 2. Asbestos Project Worker Qualification Data forms shall also be submitted, as above, for each EPA accredited Supervisor for the Project. Valid New York State asbestos handling certificates shall reflect Supervisor status for each such Supervisor.
- E. Temporary Electrical Power Plans
1. The Abatement Contractor's electrical power plans which meets the requirements as indicated in SECTION 02 82 11 - ASBESTOS ABATEMENT SUMMARY OF WORK shall be submitted for approval to ARCHITECT/CERTIFIED PROJECT DESIGNER prior to installation. Submission must be scaled drawings, a minimum of 8 1/2" by 11" in size, with all major dimensions indicated.
- F. Clean Room Plans
1. The Abatement Contractor's clean room plan, which meets the requirements as indicated in SECTION 02 82 11 - ASBESTOS ABATEMENT SUMMARY OF WORK, shall be submitted for approval to ARCHITECT/CERTIFIED PROJECT DESIGNER prior to installation. Submission must be scaled drawings, a minimum of 8 1/2" by 11" in size, with all major dimensions indicated.
- G. Emergency Plans
1. Submit a detailed plan for fire and medical emergencies. Emergency Plans shall also be posted at the job site and referenced for acknowledgment in accordance with Code Rule 56 requirements on the Entry/Exit log.
 2. Fire Emergency
 - a. Describe procedures for evacuation, notification of fire department (including phone number) and fire containment and include map showing locations of fire/emergency exits from the work area.
 3. Medical Emergency
 - a. Describe procedures for care of unconscious, contaminated personnel, decontamination of conscious personnel, notification of emergency medical

- services (including phone number) and first aid care.
- b. Provide names of on-site personnel trained in first aid and Cardio-Pulmonary Resuscitation (CPR).
4. Fire and Medical Training
- a. Provide detailed, verbal and written training session for emergency personnel who might possibly have to enter and exit a contaminated work area, if the respective agency requests such a training session.
5. Responsibility for Emergency Plan Compliance
- a. The Abatement Contractor shall ensure that all personnel involved in the Project are familiar with and have been trained in Emergency Procedures which are specific to the Project and location. Any Failure to comply with Emergency Plans and requirements shall be the sole responsibility of the Abatement Contractor.
- H. Hazard Communication Program
- 1. The Abatement Contractor shall submit a copy of his written program as required by OSHA's Hazard Communication Standard. An additional copy of this document shall be located on the work site and accessible continuously during the course of the Work.
- I. Abatement Contractor Licensing
- 1. Submit a copy of a valid asbestos handling license, pursuant to NYCRR Title 12, Part 56, Section 56-3.1.
 - 2. Submit a copy of a valid asbestos handling certificate for any persons employed by the Abatement Contractor that may engage in or supervise work on the project pursuant to NYCRR, Title 12, Part 56, Section 56-3.2. It is the responsibility of the Abatement Contractor to permit only those persons who hold a valid asbestos handling certificate to engage in work on an asbestos project.
- J. Equipment
- 1. Submit a list of equipment the Abatement Contractor has available for asbestos work, including negative air machines, respirators intended to be used on the job, type "C" supplied air systems, scaffolding, decontamination facilities, disposal clothing, etc.
- K. Abatement Contractor's Daily Inspection Form – During Abatement and Daily Log-in Sheets
- 1. Once abatement commences, the Abatement Contractor shall fill out the "Abatement Contractor's Daily Inspection Form For During Abatement". The form shall be filled out in its entirety by the Abatement Contractor's on-site project supervisor, dated, signed, and a copy submitted to the Project Monitor by the end of each day of required use. A copy of this form is available from the Project Monitor. A copy of the Abatement Contractor's daily job log-in sheets has been attached at the end of this section.

L. Asbestos Disposal

1. Submit written evidence that the landfill for disposal is approved for asbestos disposal by the EPA and DEC. Include the Landfill Identification Number as identified by the NYS DEC, EPA, or other governing body. Include evidence of asbestos insurance for the disposal site in the form of a valid Certificate of Insurance for this project.
2. The Project Monitor shall be given advance notice of waste removal and must be present during all transfer of asbestos waste from the work area to the storage or transport trailer. The Project Monitor must be present in order that he may verify the quantity of asbestos-containing waste removed from the site. This quantity shall be entered into the Project Monitor's daily job log (in number of bags or containers) and must correspond to the values for the shipping Bill(s) of Lading (Waste Shipment Records) for the material.
3. Prior to the removal of any waste materials from the site, the abatement Contractor shall submit a complete and valid copy of an "Industrial Waste Transporter Permit" specifically for asbestos containing materials, pursuant to 6 NYCRR 364 for the transporting of waste. Only vehicles listed on this permit shall be allowed to transport waste materials from the site.
4. Prior to the transport of any waste materials from the site, the Abatement Contractor shall submit a Waste Shipment Record (WSR) to the Project Monitor with generator and transporter sections completely filled in and signed for each day on which asbestos waste is removed from the site (Provide originally signed WSR to Project Monitor so he can make copies for the record and return the originally signed WSR to Transporter so that original signature of Landfill Agent can be entered upon delivery to Landfill).
 - a. This documentation shall include the amount of waste removed (in both number of bags or containers which correspond to the Project Monitor's logged count and cubic yards), name and address of the transporter, the landfill to which the waste is transported, the quantity accepted by the landfill and the signature of the landfill official who accepts the delivery.
 - b. Waste Shipment Records bearing the original signature (carbon copy bearing impressions of original signatures acceptable) of the landfill agent receiving the waste must be received by the Owner and ARCHITECT/CERTIFIED PROJECT DESIGNER within 35 days of shipment. Failure to comply shall result in a detailed report being transmitted to the New York State Department of Labor and EPA-NESHAPS.
5. Refer to Paragraph 3.13 Waste Disposal Requirements.

M. Submittals Listing (Partial)

1. Bid Bond or certified check – if required.
2. Abatement Contractors Asbestos Handlers License.
3. Abatement Contractor's Qualifications Statement.
4. Copies of EPA, DOL, and Building Occupant Asbestos Project Notices. Send copies of these notices to ARCHITECT/CERTIFIED PROJECT DESIGNER by facsimile transmission at the same time they are sent or delivered to the various Agencies or posted on the Building. See SECTION 02 82 19 - ASBESTOS ABATEMENT APPLICABLE STANDARDS AND DEFINITIONS for detailed requirements.
5. Insurance Certificate(s) and Actual Policies

6. List of Sub-Abatement Contractors and related insurance certificates and actual policies.
7. Asbestos Landfill Identification Number and Asbestos Liability Insurance Certificate.
8. DEC approved Industrial waste transporter permit.
9. List of EPA accredited supervisors being used for this job.
10. Workers asbestos handling certificates, social security card or legal work permit copies, medical and fit test records.
11. Material Safety Data Sheets.

12. Asbestos Plan (If Abatement Contractor proposes changes in project design). See SECTION 02 82 30 - ASBESTOS ABATEMENT SUBMITTALS.
13. Temporary Electrical Power Plans (At a minimum, an 8 1/2 " x 11" drawing of Abatement Contractor's power board layout).
14. Clean Room Plans (A drawing showing layout and dimensions of the clean room).
15. Emergency Plans.
16. Hazard Communication Program.
17. Respiratory Protection Program
18. Abatement Contractor's Equipment List.
19. Copies of any Variance Request prior to submission to The Department of Labor. After the Request has been approved by the ARCHITECT/CERTIFIED PROJECT DESIGNER the Abatement Contractor may forward it to The Department of Labor.
20. Fire Emergency Plan specific to Project and site.
21. Replacement Material Samples including Material Safety Data Sheets (at least 2 weeks before scheduled use).
22. Payment Requests/Payroll Certifications (for Out of State Abatement Contractors, Payroll Certifications shall be posted at the job site and a copy provided to the Project Monitor for inclusion in his report with each payroll).
23. Abatement Contractor's Daily Log-in Sheets (copies to be submitted to Project Monitor at the start of the following day's work).
24. Abatement Contractor's Daily Inspection Form - During Abatement (copies to be submitted to Project Monitor prior to the start of the following day's work or prior to the start of the following week's work for weekend inspections).
25. Worker Documents (in advance) for any new workers during the project.
26. Asbestos Disposal Documentation, including copies of asbestos container labels, and originally signed Waste Shipment Records bearing signature(s) of the Landfill agent(s).
27. Plan Of Operation and Waste Management – this incorporates Asbestos & Hazmat plan, demolition, waste, schedule, worker information, etc.
28. FORMS REQUIRED WITH BID: Forms EX-AAC-BF, AAC-SF and CCA-1 “NYS Uniform Contracting Questionnaire”.
29. FORMS REQUIRED PRIOR TO START OF WORK: Form SR-F3-PD
30. FORMS REQUIRED PRIOR TO COMPLETION OF WORK: Form AK-B3-1, AK-B3-2 and AK-B3-3.

1.6 ABATEMENT CONTRACTOR RESPONSIBILITIES

- A. The Abatement Contractor shall perform asbestos related work in accordance with Federal, State and Local regulations, laws and ordinances and as specified herein. In cases where a discrepancy exists between these specifications and any governmental regulations, the Abatement Contractor shall adhere to the more stringent requirements.
- B. Should the area beyond the asbestos work area(s) become contaminated with asbestos-containing dust or debris as a consequence of the work, immediately institute emergency procedures. Contaminated non-work areas shall be isolated and decontaminated in accordance with procedures established for asbestos removal. All costs incurred in decontaminating such non-work areas and the contents thereof, including the cost of environmental monitoring, shall be borne by the Abatement Contractor, at no additional cost to the owner.
- C. Medical approval and certificates of training shall be on file with the ARCHITECT/CERTIFIED PROJECT DESIGNER prior to admittance of any individual to the asbestos control work area. This includes any environmental technicians hired by the Abatement Contractor to perform air monitoring required by law for the Abatement Contractor's records. Individuals approved for entry into the work area shall be listed in the log book and sign in prior to entry.
- D. Perform asbestos removal work using wet removal procedures. Mix and apply surfactant in accordance with manufacturer's instructions for all water used in wet-wiping and clean up operations. Fresh water shall be used for mixing purposes. Re-use of contaminated water shall not be allowed.
- E. Finishes subject to moisture damage by wet removal methods either through direct contact with water or through high humidity conditions shall be protected.
- F. Daily Inspections
 1. The Abatement Contractor's supervisor shall inspect the containment's integrity at the beginning and end of each shift.
 2. Repairs shall be made as necessary, prior to the commencement of work for the shift, or prior to vacating the site.
 3. The Abatement Contractor's supervisor shall inspect the work area at the beginning and end of each shift to verify the work area is in proper, clean and safe condition to commence with the days shift or to vacate the site.
 4. Daily inspections, results, and any corrective actions taken shall be recorded in the Abatement Contractor's log and a copy of such records shall be provided to the Project Monitor before vacating the site each day.
- G. Abatement Contractor's Weekend Barrier Inspection Requirements
 1. The Abatement Contractor's Supervisor shall be accompanied by the Project Monitor and perform daily inspections of the containment's integrity on all days when during abatement air sampling is being done by the AST and no work is being performed by the Abatement Contractor.
 2. Negative pressure shall be verified and repairs shall be made as necessary prior to vacating the site.

3. Daily inspections, results, and any corrective actions taken shall be recorded in the Abatement Contractor's log in addition to the "ABATEMENT CONTRACTOR DAILY INSPECTION FORM FOR DURING ABATEMENT" and a copy of such records shall be provided to the Project Monitor before vacating the site each day.

PART 2 - PRODUCTS

- 2.1 PRODUCTS FOR THIS SECTION ARE DESCRIBED IN SECTION 02 82 50 - ASBESTOS ABATEMENT TEMPORARY FACILITIES AND CONTROLS OR SECTION 02 82 60 - ASBESTOS ABATEMENT MATERIALS AND EQUIPMENT.

PART 3 - EXECUTION

- 3.1 WORK AREA PREPARATION. FOR FULL CONTAINMENT WORK AREAS, PREPARATION SHALL PROCEED IN THE FOLLOWING SEQUENCE.

A. Full Containment

1. The Project Monitor and Abatement Contractor's Supervisor enter the proposed work areas and locate the materials to be abated.
2. Post all required signage.
3. Install power board(s) per approved plan and this project manual locking out all building power to the work area.
4. Pre-clean in the area necessary for the installation of the decontamination unit, and construct the decontamination unit in accordance with submitted plans and the Project Manual and render operational.
5. Install the HEPA units and activate in the area to create a negative pressure. From this point on, the workers shall follow the requirement of full containment procedures for decontamination. They shall wear full tyvek suits and respirator, and shower when leaving the work area.
6. Pre-clean and install critical barriers.
7. Pre-clean and install required wall, floor and ceiling poly.
8. Allow 12 hours settling time.
9. Commence with abatement following inspection and approval by the Project Monitor.

B. Signs

1. Caution signs shall be posted at all locations and approaches to a location where airborne concentrations of asbestos may exceed ambient background levels. Locate signs at such distance that personnel may read the sign and take the necessary protective steps required before entering the area. Refer to Section 02 82 50 - ASBESTOS ABATEMENT TEMPORARY FACILITIES AND CONTROLS for specifications regarding signage.

C. Electrical Systems

1. Install, test and activate power board as described in Section 02 82 50 - ASBESTOS ABATEMENT TEMPORARY FACILITIES AND CONTROLS.

- D. HVAC Systems
 - 1. Pre-clean and isolate HVAC systems as described in Section 02 82 50 - ASBESTOS ABATEMENT TEMPORARY FACILITIES AND CONTROLS.
- E. Openings
 - 1. Seal off all openings, including but not limited to corridors, doorways, ducts, grills, diffusers, and any other penetrations of the work areas in accordance with Section 02 82 50 - ASBESTOS ABATEMENT TEMPORARY FACILITIES AND CONTROLS.
- F. Furnishings and Equipment.
 - 1. Furnishings and equipment shall be pre-cleaned and removed or protected in accordance with Section 02 82 50 - ASBESTOS ABATEMENT TEMPORARY FACILITIES AND CONTROLS, and Paragraph 3.14 CLEANING of this section.

3.2 DECONTAMINATION FACILITIES

- A. Decontamination Chamber
 - 1. Provide temporary three-chamber decontamination chamber as herein specified and in accordance with approved asbestos plan and as defined in SECTION 02 82 50 - ASBESTOS ABATEMENT TEMPORARY FACILITIES AND CONTROLS.
- B. Clean Room
 - 1. The clean room shall be constructed in accordance with the approved asbestos plan and as defined in SECTION 02 82 50 - ASBESTOS ABATEMENT TEMPORARY FACILITIES AND CONTROLS.
- C. Shower Facilities
 - 1. Shower(s) shall be constructed in accordance with the approved asbestos plan and as defined in SECTION 02 82 50 - ASBESTOS ABATEMENT TEMPORARY FACILITIES AND CONTROLS.
- D. Equipment Room
 - 1. The equipment room shall be constructed in accordance with the approved asbestos plan and as defined in SECTION 02 82 50 - ASBESTOS ABATEMENT TEMPORARY FACILITIES CONTROLS.
- E. Waste Decontamination Enclosure System
 - 1. The waste decontamination enclosure system shall be constructed in accordance with the approved asbestos plan and as defined in SECTION 02 82 50 - ASBESTOS ABATEMENT TEMPORARY FACILITIES AND CONTROLS.

3.3 NEGATIVE AIR FILTRATION SYSTEM

- A. Provide a Negative Air Filtration System in accordance with the approved asbestos plan and as defined in SECTION 02 82 50 - ASBESTOS ABATEMENT TEMPORARY FACILITIES AND CONTROLS.

3.4 TEMPORARY UTILITIES

- A. All utilities shall be accessed in location per SECTION 02 82 50 - ASBESTOS ABATEMENT SUMMARY OF WORK and be configured in accordance with the approved asbestos plan and as defined in SECTION 02 82 50 - ASBESTOS ABATEMENT TEMPORARY FACILITIES AND CONTROLS.

3.5 WORKER AND AUTHORIZED VISITOR PROTECTION PROCEDURES

- A. Entering the Job Site
 1. Each worker and authorized visitor shall upon entering the job site obtain a personnel identification tag (where applicable), sign the job log, enter his New York State certification number, personnel identification tag serial number (where applicable), and social security number.
- B. Work Area Entry
 1. Each worker or visitor entering the containment shall follow the following procedures:
 - a. Make themselves familiar with the procedures for proper entry into and exit from a work area. The individual shall make himself aware of the dangers present in an asbestos work area including but not limited to; potential asbestos exposure, electrical hazards, slippery conditions, potentially sharp object and debris, heat, organic vapors and fumes, chemical/hazardous material piping etc.
 - b. Remove all street clothing in the clean change room.
 - c. Post their asbestos handler's certification (card) in plain sight adjacent to the entrance of the work area.
 - d. Put on clean protective clothing including briefs, Tyvek suit, booties and hood. Footwear worn in the work area shall remain in the area until the project is completed.
 - e. Put on a clean respirator with new cartridges.
 - f. Perform qualitative negative and positive pressure fit testing to assure proper fit and condition of the respirator/cartridge.
 - g. Exercise extreme caution at all times when entering the work area.
 - h. Sign in/out on the log-in sheet provided by the Abatement Contractor. (The Abatement Contractor's Supervisor shall provide the Project Monitor with copies of the Abatement Contractor's log-in sheet and Daily Barrier Inspection sheets at the end of each workday).
- C. Respiratory Fit Requirement
 1. The Abatement Contractor, employee, authorized visitor or worker shall perform a positive/negative fit test each time he enters the work area. If leakage occurs, the respirator shall be readjusted and fit testing re-conducted.
- D. Leaving The Work Area
 1. Each time a worker or authorized visitor leaves the work area, he shall remove gross contamination from clothing and use walk-off pan provided before leaving the work area. He shall proceed to the equipment room, remove work shoes and all clothing except respirator. Still wearing the respirator he shall proceed to the shower; clean the outside of the respirator with soap and water while showering; remove the

respirator; thoroughly shampoo and wash himself; remove filters and wet them and dispose of filters in a container provided for the purpose; and wash and rinse the inside of the respirator.

E. Change Room

1. Following showering and drying off, each worker and authorized visitor shall proceed directly to the clean change room and dress in clean clothing at the end of each day's work, or before eating, smoking, or drinking. Before re-entering the work area from the clean change room, each worker and authorized visitor shall put on a clean respirator with filters and dress in clean protective clothing.

F. Footwear

1. Contaminated work footwear shall be stored in the equipment room when not in use in the work area. Upon completion of asbestos abatement, dispose of footwear as contaminated waste or clean thoroughly inside and out using soap and water and seal in a clean plastic bag before removing from the work area, or from equipment and access area. Store contaminated protective clothing in the equipment room for reuse, or place in receptacles for disposal with other asbestos contaminated material.

G. Waste Container Removal

1. Only workers removing waste containers from the equipment decontamination enclosure shall enter the material transfer room from the locked outside entrance wearing a respirator and dressed in clean coveralls. No worker shall use this system as a means to leave or enter the washroom or the work area. Entry into the material transfer room shall be accompanied by the signing of the logbook.

H. Food

1. Workers shall not eat, drink, smoke, or chew gum or tobacco at the work site, except in designated areas outside the work area. Workers shall also police the break area and clean up all wrappers and refuse and properly dispose of all trash prior to returning to work.

I. Smoking And Use of Illegal Drugs, Alcohol and Tobacco Products

1. Smoking and all uses of alcohol, tobacco products and illegal drugs are prohibited within the Owner's property. The Project Monitor shall be empowered to enforce this policy. Any personnel caught violating this policy shall be asked to immediately leave the site after first informing the employee's Supervisor and/or Employer.

J. Worker Protection

1. Workers shall be fully protected with respirators and protective clothing prior to the commencement of pre-cleaning and negative air unit activation and until final cleanup is completed and clearance air sampling has yielded satisfactory results.

K. Equipment Removal Procedures

1. Clean external surfaces of equipment thoroughly by wet sponging or HEPA vacuuming before moving such items into the material transfer washroom for final cleaning and removal to uncontaminated areas. Ensure that personnel do not leave the work areas through the material transfer room. Sign Log-In Book when entering material transfer room.

3.6 PERSONAL PROTECTION

- A. Provide personnel exposed to airborne concentrations of asbestos fibers with fire retardant, impermeable (to asbestos fibers), disposable, and protective whole body clothing, head coverings and foot coverings. Provide disposable gloves to protect hands.
- B. Make sleeves secure at the wrists and make foot coverings secure at the ankles by the use of tape or provide disposable coverings with elastic wrists or tops.
- C. Eye protection and hard hats shall be provided by the Abatement Contractor as required by applicable safety regulations. Non-disposable protective clothing and footwear shall be left in the contaminated equipment room until the end of the asbestos abatement work, at which time such items shall be disposed of as asbestos waste, or shall be thoroughly decontaminated and removed from the work area.
- D. Provide sufficient quantities of protective clothing to assure a minimum of two (2) complete disposable outfits per day for each individual performing abatement work, Project Monitor or other authorized visitors or regulating personnel.

3.7 RESPIRATORY PROTECTION

- A. Respirators
 - 1. The Abatement Contractor shall provide workers with respirators personally issued and identified for use by the individual at the time of fit testing. Respirators shall be equipped with high efficiency particulate air (HEPA) filters approved by NIOSH/MSHA and conform to the OSHA requirements in 29 CFR 1910.134.
 - 2. Each worker shall be supplied with a cleaned respirator each day.
 - 3. The Abatement Contractor shall provide a sufficient quantity of approved HEPA filters for each kind of respirator in use so that workers can change filters during the workday. New filters shall be utilized when entering the work area from the clean room or whenever breathing becomes difficult. If breathing becomes difficult, the worker shall leave the work area in accordance with the procedures indicated in Section 3.5 D and then install new approved HEPA filters and comply with Work Area Entry procedures indicated in Section 3.5 B before re-entering the work area.
 - 4. A storage area for respirators shall be provided where they may be hung to dry and remain clean.
 - 5. The respirator filters shall be stored at the job site in the change room and shall be totally protected from exposure to asbestos prior to their use.
 - 6. Workers shall always wear a respirator properly fitted on their face in the work area.
- B. During the pre-cleaning and preparatory phases of the project, authorized visitors entering the proposed work area shall wear as a minimum form of protection NIOSH/MSHA approved half-face negative air respirators. It is also highly recommended that Abatement Contractor's workers wear this minimum form of respirator protection during this phase of the work.
- C. From the time formal asbestos removal commences until the first layer of plastic sheeting is removed, all persons entering the work area shall don Personal Air Purifying Respirators (PAPR's) as the minimum form of respiratory protection.

3.8 PROTECTIVE GEAR FOR AUTHORIZED VISITORS

- A. Any representative of the Owner, the ARCHITECT/CERTIFIED PROJECT DESIGNER or other regulatory agency having jurisdiction over the project shall be considered an Authorized Visitor.
- B. Authorized visitors shall be provided with suitable protective clothing, headgear, eye protection, and footwear, whenever they are required to enter the work area.
- C. The Abatement Contractor shall have no less than two (2) PAPR's on site for emergency use or use by authorized visitors. Appropriate filter cartridges shall be made available by the Abatement Contractor for authorized visitors.

3.9 PERSONNEL IDENTIFICATION TAGS (WHERE APPLICABLE)

- A. Workers, environmental personnel and authorized visitors, as requested by the Owner, shall be required to wear a high-visibility identification tag when it is necessary to be on any other part of the site but the immediate work area. The intent is to be able to rapidly identify non-residents who have legitimate business on site.
- B. Tags at a minimum may be the paper type with adhesive backing often used at seminars, etc unless the Owner has specific requirement. The worker's first and last names shall be machine or hand printed on the tag and shall be readable from at least six feet away.
- C. Tags shall be worn on or just above the left shirt pocket area.
- D. Tags shall be used for rapid identification of people authorized to be on the job site. If an individual is not wearing a valid identification tag outside the immediate work area, he shall be asked to show proper identification and put a tag on, or to leave the project site.
- E. Workers shall limit travel outside the immediate work area to that required to accomplish job-related business.

3.10 PRE-REMOVAL NOTIFICATION AND INSPECTION

- A. Notify the Project Monitor 48 hours prior to the start of removal operations. Project Monitor shall inspect the work area for compliance with Contract Documents and the approved Asbestos Plan before authorizing start of removal. Negative Air Filtration System shall be in operation and all seals in place for Project Monitor inspection.
- B. Following the inspection and subsequent approval of the work area by the Project Monitor, an overnight waiting period shall pass and the integrity of the containment re-inspected and approved prior to the commencement of abatement activities.

3.11 REMOVAL OF ASBESTOS-CONTAINING MATERIALS - GENERAL

- A. Asbestos abatement work shall be conducted in strict accordance to New York State Code Rule 56, EPA National Emissions Standard for Hazardous Air Pollutants (NESHAPS), OSHA, and the procedures specified herein.

- B. At no time may asbestos abatement take place without the use of HEPA equipped pressure differential equipment and required differential pressures.
- C. At no time shall a Abatement Contractor be allowed to use live water hoses or similar for asbestos removal or cleaning within a containment area.

3.12 REMOVAL OF ASBESTOS-CONTAINING MATERIALS - SPECIFIC

- A. Tank, Vessel And Duct Insulation Removal
 - 1. Spray insulation with amended water using an airless sprayer. Remove saturated insulation in small sections using scraping tools, hand pressure and brushing. As it is removed, pack the material in sealable six mil disposal bags. Insulation shall not be placed or allowed to fall on the floor. Debris falling on the floor shall immediately be picked up and placed in disposal bags. Brush, HEPA vacuum and wet-wipe to remove all debris left on the substrate.
- B. Fireproofing Removal
 - 1. Spray insulation with amended water using an airless sprayer. Remove using scrapers and non-metal brushes while continuing to mist air with amended water. Continuously bag the debris as it is removed from the substrate. Debris shall not be allowed to fall to the floor. Sufficient manpower shall be available at all times to prevent accumulation of material. Reclean with whatever allowed implements are necessary to remove all fireproofing from hang wires, fissures, pipes, pipe hangers, conduits, electrical wires, etc. No pressure washing devices or live hoses shall be allowed in the work area at any time.
- C. Floor Tile Removal
 - 1. Floor tiles shall be removed in such a way as to minimize the possible release of fibers. All underlying materials must also be removed from the substrate. Abatement shall be all flooring materials down to the structural flooring substrate, including but not limited to, mastic, fillers, plywood, multiple layers of floor tile, asphalt flooring and associated patching/leveler materials. Floor shall be left in a condition that is ready to accept the installation of new flooring materials. Cove base mastic shall be removed when applicable.
- D. Contaminated Waste Disposal
 - 1. Materials to be disposed of as asbestos waste shall not be allowed to dry out prior to disposal. Waste without sharp edges shall be placed in single six mil bags and sealed in the containment area. These bags are then to be wet-wiped in the material transfer room and double bagged with properly marked labels identifying the Waste Generator located on the outside of the exterior bag in the clean room. Contaminated materials that include sharp edges shall be placed immediately in fiber or metal drums. The drums shall be labeled in accordance with DOT, OSHA and EPA regulations in three locations around the perimeter and on the lid and include identification of the Waste Generator. These drums shall be stored in either an on site trailer or a locked room. Arrangements for a locked room must be made with the Owner and ARCHITECT/CERTIFIED PROJECT DESIGNER prior to commencement of abatement activities.

E. Vacuum Loader

1. Vacuum loader units may be used with prior approval by the ARCHITECT/CERTIFIED PROJECT DESIGNER. When using a vacuum loader, the Abatement Contractor shall be required to build an enclosure room around the waste outlet of the unit.
 - a. This enclosure shall be constructed of wood or steel framing with sheathing a minimum of 3/8 inch thick on walls, floor and ceiling.
 - b. The interior of this enclosure shall be lined with a minimum of two layers of six mil poly sheeting and sealed air tight with the exception of a single airlock doorway.
 - c. The enclosure shall be fitted with a HEPA exhaust filter unit to provide negative pressure to the chamber when any loading or unloading is in progress.
 - d. Personnel loading materials into the properly labeled bags shall don full protective gear including, but not limited to, Tyvek suits, respirator and boots.
 - e. This enclosure unit shall be capable of being locked secure when not in use. The Abatement Contractor is responsible for the security of this unit.
 - f. Warning labels shall be placed on the entrance to this unit.
 - g. The vac-loader enclosure shall remain intact until an aggressive TEM sample has met clearance criteria for the enclosure, and written approval of such is provided by the ARCHITECT/CERTIFIED PROJECT DESIGNER.

F. Daily Cleaning

1. The work area shall be cleaned daily using wet methods or HEPA-filtered vacuuming. Asbestos-containing insulation and all asbestos contaminated debris shall be either removed daily from the work area or stored in a designated location within the work area.

G. Removal Of Contaminated Waste From The Site

1. See 3.13 WASTE DISPOSAL REQUIREMENTS

H. Work Procedure Modification

1. Modifications to the prescribed work procedures may be used where there is demonstrated benefit to the Owner. All modifications require a written request and approval by the Owner and ARCHITECT/CERTIFIED PROJECT DESIGNER.

3.13 WASTE DISPOSAL REQUIREMENTS

A. Removal Of Contaminated Waste From The Site - When the volume of containerized waste on site dictates that material be transferred to the landfill facility, the following steps shall be taken to ensure the safety of human health and the environment:

1. The Project Monitor shall inspect the materials to ensure that the procedures defined in Section 02 82 70 - Asbestos Abatement of the contract documents have been strictly adhered to for containerization of contaminated materials. Containers shall bear the Class 9 hazardous materials label found in 49 CFR 172.446 (diamond shape, white with seven vertical stripes on the top half, '9' in the lower half). Containers shall be marked with the proper shipping name and UN identification number (See paragraph 8, below).

2. Before any material can be transferred from the work area to the transportation vehicle, a route shall be selected by the Abatement Contractor and approved by the Project Monitor. This route shall facilitate safe transport of waste to the vehicle and create minimal contact with areas used by building occupants and the general public.
3. Bags removed from the site shall be immediately placed into a lockable, secure room, truck or trailer lined with six mil poly approved by the ARCHITECT/CERTIFIED PROJECT DESIGNER.
4. Trucks or trailers used for the temporary storage on site or transport of asbestos containing wastes shall have a completely enclosed waste storage area, be completely lined with six mil poly, and be lockable. Dumpsters or similar containers with structurally open tops shall not be acceptable (i.e. dumpster/trailer with canvas or similar cover). The Abatement Contractor is responsible for the security of this truck or trailer and its contents.
5. Vehicle(s) used to transport contaminated materials shall be completely enclosed, lockable and have been pre-cleaned and lined with six mil poly. The plastic lining shall be disposed of with the contaminated material at the appropriate landfill site.
6. The vehicle shall display a valid DEC Part 364 Industrial Waste Transporter Permit number.
7. Asbestos and asbestos-contaminated wastes shall be taken directly to the landfill for disposal. There shall be no intermediate or temporary storage of materials off site except at licensed asbestos transfer stations. Waste shall not be combined with waste from other Generators. The Abatement Contractor shall be responsible to verify that the proposed landfill shall accept asbestos waste in the time frame in which the wastes are to be delivered.
8. The Abatement Contractor shall present to the Project Monitor a copy of the signed landfill disposal manifest documenting the total volume and weight of waste and the date of disposal signed by the landfill operator. Waste manifest(s) shall include all information required by the Code of Federal Regulations, Title 49, Sections 172.203 and 172.204 and Title 40, Part 262. The Hazardous Materials Description appearing on the waste manifest shall follow requirements of CFR Title 49, Section 172.202 and be of the following form: "Waste brown (or blue) Asbestos, 9, UN2212, PG II, 50 bags" or, "Waste white Asbestos, 9, UN2590, PG III, 35 drums". Present this manifest to the Project Monitor on the next business day or as soon as possible. All payments to the Abatement Contractor may be held until this documentation is produced.
9. Asbestos and asbestos-contaminated wastes removed from the site shall be disposed of in a single landfill. The Abatement Contractor shall not be permitted to use multiple landfills or approved dumping sites.
10. The requirements of 40 CFR Part 61, Asbestos NESHAP'S Revision, Final Rule, shall be strictly adhered to, including:
 - a. OSHA warning labels are required on transportation vehicles.
 - b. A Waste Shipment Record (WSR) must be provided to the waste site owner for each delivery containing the following information:
 - 1) Name, address and telephone number of the generator.
 - 2) The name and address of the local, state or EPA Regional Office responsible for the administration of the asbestos NESHAPS regulations.
 - 3) Approximate waste quantity in cubic meters or yards.
 - 4) Name and telephone number of the disposal site operator.
 - 5) Name and location of the disposal site.

- 6) Date transported.
 - 7) Name, address and telephone number of the waste transporter.
 - 8) A certificate that the wastes are properly described, packed, and marked for transport by highway.
- c. A signed copy of the WSR should be received by the generator within 35 days of shipment.
 - d. The waste generator shall submit a written report to the EPA if a signed copy of the WSR is not received within 45 days.

3.14 CLEANING

A. Quality Assurance

1. Inspection

- a. ICR 56 requires barrier inspections twice daily. Conduct daily inspections utilizing the "Abatement Contractor Daily Inspection Form For During Abatement" (see Section 02 82 30 - Asbestos Abatement Submittals, for details and Section 02 82 70 - Asbestos Abatement for a copy of this form), and more often if necessary, to verify that requirements of cleanliness are being met. Copies of all such completed forms shall be provided to the Project Monitor on a daily basis. Record in the Abatement Contractor's job log the daily decontamination chamber cleaning.

2. Codes And Standards

- a. In addition to the standards described in Section 02 82 19 – Asbestos Abatement Applicable Standards And Definitions, comply with all pertinent requirements of governmental agencies having jurisdiction.

B. Cleaning Materials And Equipment

1. Provide all required personnel, equipment, and materials needed to maintain the specified standard of cleanliness.
2. Properly labeled clear six mil (.006 inch) polyethylene bags for material disposal complying current marking requirements as indicated by 49 CFR parts 107 and 171-180.
3. Thirty (30) gallon capacity fiber drums, with lids (or similar).
4. Use rubber or plastic dust pans, squeegees or shovels. Metal shovels shall not be used to pick up or move waste. No metal or wire brushes shall be allowed.
5. The use of equipment or materials for cleaning purposes, other than those as stated herein, shall require written approval of the ARCHITECT/CERTIFIED PROJECT DESIGNER.

C. Compatibility

1. Use only cleaning materials and equipment which are compatible with the surface being cleaned, as recommended by the manufacturer of the material or as approved by the ARCHITECT/CERTIFIED PROJECT DESIGNER
2. Should vacuums be used, only HEPA type shall be permitted. Vacuums to be operated in non-contaminated areas are to arrive on site in a disassembled state and free of asbestos. After inspection of the unit by the Project Monitor, the unit shall be fitted with new HEPA and associated filters. Should the unit be removed from the site during the course of the work, this procedure shall be conducted again before the unit can be brought back to the work site.

D. General

1. A commercial duty airless or hand sprayer shall be used for the application of any liquid materials in conjunction with this project.
2. At no time shall live hoses, high pressure washers, or pressure sprayers be permitted in the work area without prior written consent of the ARCHITECT/CERTIFIED PROJECT DESIGNER.

E. Pre-Cleaning And Cleaning

1. All reference to "pre-cleaning" and or "clean" in these Contract Documents shall refer to the following processes:
 - a. Wet wiping all surfaces with cloths or towels dampened with approved amended water to remove any asbestos contamination that may be present. This shall apply but not be limited to walls, floors, ceilings, windows, doors, sills, objects, conduit, HVAC equipment, Non-ACBM pipe insulations, pipes, beams, etc.
 - b. Vacuum all surfaces with HEPA filtered equipment to remove any asbestos contamination that may be present. This shall apply but not be limited to walls, floors, ceilings, windows, doors, sills, objects, conduit, HVAC equipment, Non-ACBM pipe insulations, pipes, beams, etc.
 - c. The Owner's representative shall inspect all such pre-cleaned surfaces and areas. The Abatement Contractor's personnel shall not be allowed to commence plasticizing until this inspection is completed and the Project Monitor's authorization is given. Precleaning and subsequent cleaning shall continue until all possible asbestos contamination has been removed as determined by the Owner's Representative.

F. Progress Cleaning

1. General
 - a. Retain all stored items in an orderly arrangement allowing maximum access, not impeding traffic, and providing the required protection of materials.
 - b. Do not allow the accumulation of scrap, debris, waste material, and other items not required for completion of this Work.
 - c. At least weekly, and more often if necessary, completely remove all scrap, debris, and waste material from the job site.
 - d. Provide adequate storage for all items awaiting removal from the job site, observing all requirements for fire protection and protection of the environment, and as otherwise specified for storage of contaminated asbestos waste materials elsewhere in the Specification.
2. Work Areas
 - a. Daily, and more often if necessary, the Abatement Contractor and the Project Monitor shall visually inspect the work areas and adjoining spaces, the Abatement Contractor shall pick up all scrap, debris, and waste material and remove all such items to the place designated for their storage.
 - b. The Abatement Contractor shall provide lighting, scaffolding, ladders or other equipment necessary for the Project Monitor to perform his daily inspection.
 - c. Weekly, and more often if necessary, inspect all arrangements of materials stored on the site; restack, tidy, or otherwise service arrangements to meet the requirements of subparagraph B.1, above.
 - d. Maintain the site in a neat and orderly condition at all times.

G. Final Cleaning

1. The following cleanup procedures shall be required after completion of all abatement activities and shall be executed in sequence:
 - a. Tools And Equipment
 - 1) Accumulations of asbestos waste materials shall be containerized using HEPA vacuums or rubber or plastic dust pans, squeegees or shovels. Metal shovels shall not be used to pick up or move waste. HEPA vacuums shall be used to clean all surfaces after gross cleanup.
 - b. First Cleaning
 - 1) Surfaces in the work area shall be first wet cleaned using rags, mops and sponges. To pick up excess liquid and wet debris, HEPA vacuums may be used.
 - c. Abatement Contractor's Supervisor Cleaning Inspections
 - 1) The Abatement Contractor's Supervisor shall conduct an inspection of the work area after each cleaning is performed by the Abatement Contractor's personnel and prior to requesting a cleaning inspection by the Project Monitor. The Abatement Contractor's Supervisor shall request a cleaning inspection by the Project Monitor only after satisfying himself that the degree of cleanliness as stated herein has been achieved. If the Abatement Contractor's Supervisor requests a cleaning inspection of the Project Monitor and subsequent inspection by the Project Monitor reveals the area to be, in the opinion of the Project Monitor, unacceptably clean, the Abatement Contractor shall reclean the area and request another inspection of the Project Monitor until the area is determined to be acceptably clean. The Abatement Contractor shall not proceed to any subsequent phase procedures until each cleaning has been approved by the Project Monitor in writing.
 - d. First Project Monitor Inspection
 - 1) Upon request by the Abatement Contractor's Supervisor, the Project Monitor shall conduct an inspection of the work area after the first cleaning is completed. If, in the opinion of the Project Monitor, the area is not acceptably clean, the Abatement Contractor shall re-clean the area and request another inspection until the area is determined to be acceptably clean. All costs of the Consultant and Owner for additional cleaning inspections of the Project Monitor shall be back-chargeable to the Abatement Contractor and may be subtracted from payments due. The Abatement Contractor shall not proceed with lock down encapsulation or first sheeting removal until obtaining written first cleaning approval from the Project Monitor.
 - e. Lock Down Encapsulation
 - 1) After first cleaning is approved in writing by the Project Monitor and prior to first sheeting removal, the Abatement Contractor shall apply a thin coat of encapsulant to the first layer of plastic sheeting. Any other surfaces in the work area which were not the subject of removal or other abatement activities shall receive lock down encapsulation only if requested by the Owner. Apply encapsulant by hand or by airless sprayer. Surfaces which were the subject of removal or other abatement activities shall not be encapsulated prior to obtaining satisfactory clearance air monitoring results. Encapsulant shall be allowed to dry

- completely before proceeding with the next step.
- f. First Sheeting Removal
 - 1) When the area has dried completely, the cleaned, exposed barrier layer of plastic sheeting shall be removed. The second layer of plastic sheeting shall remain in place. Windows, doors, HVAC system vents and all other openings shall remain sealed. Decontamination enclosure systems shall remain in place and be utilized.
 - g. Second Cleaning
 - 1) A minimum twelve hour waiting period shall pass to allow settling before proceeding to the second cleaning. All surfaces in the work area shall be first wet cleaned using rags, mops and sponges. To pick up excess liquid and wet debris, a wet-purpose shop vacuum may be used and shall be decontaminated prior to removal from the work area.
 - h. Second Project Monitor Inspection
 - 1) Upon request by the Abatement Contractor's Supervisor, the Project Monitor shall conduct an inspection of the work area after the second cleaning is completed. If, in the opinion of the Project Monitor, the area is not acceptably clean, the Abatement Contractor shall re-clean the area and request another inspection until the area is determined to be acceptably clean. All costs of the Owner and Owner's Representative for additional cleaning inspections of the Project Monitor shall be back-chargeable to the Abatement Contractor and may be subtracted from payments due. The Abatement Contractor shall not proceed with lock down encapsulation or second sheeting removal until obtaining written second cleaning approval from the Project Monitor.
 - i. Second Sheeting Removal
 - 1) After written second cleaning approval by the Project Monitor and application of encapsulant per Paragraph E, if any, (second sheet of plastic instead of first sheet), the area shall be allowed to dry. If no visible areas of liquid remain in the area, the second layer of plastic may be removed. Critical barriers are to remain intact.
 - j. Third Cleaning
 - 1) After the second cleaning and plastic sheeting removal, a minimum of twelve hours shall pass before commencing with the third cleaning. HEPA vacuum or wet clean surfaces in the work area as necessary.
- H. Final Clearance Air Sampling Criteria
- 1. PCM Samples collected Only
 - a. If all samples collected indicate fiber concentration levels of <0.01 fibers/cc air OR less than the background concentrations (when background monitoring results are available), then the response action is complete and PCM final air clearance levels are recognized as having been achieved.
 - b. Should clearance air monitoring yield fiber concentrations at or above 0.01 fibers per cubic centimeter or the background fiber concentration (when available), whichever is greater, the Abatement Contractor shall reclean the area at his own cost and shall bear all costs of monitoring, sampling and subsequent analysis until such levels are achieved.

2. TEM Samples Collected Only
 - a. If the average of the 5 samples collected from inside the work area indicate a concentration of less than or equal to 70 structures/square millimeter, the response action is complete and TEM final air clearance levels are recognized as having been achieved.
 - b. Should the TEM clearance air sampling yield asbestos fiber concentrations inside the work area of greater than 70 structures per square millimeter as calculated by arithmetic mean, the exterior work area samples shall be analyzed (at the abatement Abatement Contractor's expense) and results interpreted in accordance with the methods described in 40 CFR Part 763 Appendix A to Subpart E, Part IV (EPA AHERA Regulation).
 - 1) If the Z-Statistic is less than or equal to 1.65, the response action is complete and final air clearance levels are recognized as having been achieved.
 - 2) If the Z-Statistic is greater than 1.65, the area must be recleaned and final air samples retaken. The abatement Abatement Contractor shall reclean the area at his own expense and shall bear all costs of air sampling and subsequent analysis until such levels are achieved.
 3. TEM and PCM Samples Collected
 - a. If both PCM and TEM air samples are collected, both sets of samples must meet clearance criteria for the applicable analytical methodology for clearance levels to be recognized.
 - b. If one or both sets of samples do not meet the above-stated final clearance air criteria. The Abatement Contractor shall reclean the work area and a complete new set of final clearance air samples shall be collected by the AST at the Abatement Contractor's expense.
 - c. The allowance for acceptable TEM criteria in lieu of failing PCM criteria, will rest solely with the Project Monitor, ARCHITECT/CERTIFIED PROJECT DESIGNER, and Owner.
 - d. Final Clearance Air Sampling criteria for minor (mini enclosures) and small projects shall be in compliance with New York State approved variance and New York State Education Department Final Clearance Air Sampling clarification dated June 20, 1998.
 - e. Refer to Section 02 82 02 - ASBESTOS ABATEMENT INFORMATION AVAILABLE TO BIDDERS, PART THREE, EXECUTION, 3.1.
- I. Post Project Cleaning
1. Definition
 - a. Except as otherwise specifically provided, "clean" (for the purpose of this Article) shall be interpreted as meaning the level of cleanliness generally provided by skilled cleaners using commercial quality building maintenance equipment and materials.
 2. General
 - a. Conduct final progress cleaning as described in paragraph 3.14 herein.
 - b. Prior to the final release, the Abatement Contractor shall remove from the job site all decontaminated tools, surplus materials, equipment, scrap, debris, and waste with the exception of the following:
 - 1) One HEPA vacuum unit, clean and in good working order.
 - 2) One roll of six mil poly sheeting.

- 3) Several rolls of duct tape.
 - 4) Cleaning towels and amended water (concentrate or premixed).
 - 5) Encapsulant and applicator.
 - 6) Protective clothing and respirator cartridges.
3. Interior
 - a. Visually inspect interior surfaces and remove traces of soil, waste material, smudges, foreign matter, paint drippings, spots, stains, and dirt from surfaces. Remove traces of splashed materials from adjacent surfaces. Use only the specified cleaning materials and equipment.
 - b. The isolation barriers (wood/metal studs) shall have been removed only after required satisfactory air-testing results had been achieved.
 4. Glass
 - a. Clean all glass inside of work areas.
 5. Polished Surfaces
 - a. To all surfaces requiring the routine application of buffed polish, apply the polish recommended by the manufacturer of the material being polished.
 6. Timing
 - a. Final cleaning shall be approved by the Consultant to enable reoccupancy according to the Owner's needs.
- J. Cleaning During Owner's Occupancy
1. Should the Owner occupy the work area or any portion thereof prior to work completion by the Abatement Contractor and acceptance by the Owner, responsibilities for interim and final cleaning of the occupied areas shall be as determined by the Consultant in accordance with the General Conditions of the Contract.
- K. Restoration Of Damaged Surfaces
1. Finishes
 - a. Finishes damaged by asbestos removal, including, but not limited to, removal of ceilings, plaster/paint damage due to taping of polyethylene sheeting and floor tile due to humid conditions, shall be restored prior to final payment. Finishes unable to be restored shall be replaced under this contract at no additional cost to the Owner.
 2. Plaster Or Wallboard Damage
 - a. Damaged surfaces not scheduled for renovation shall be cleaned, spackled and puttied where necessary.
 - b. Patching shall be primed and then painted with two coats, carefully blended to match adjacent surfaces, in material texture and color. All painting/patching shall be done by professionals which normally are engaged in this type of work. This work shall be at the expense of the Abatement Contractor.
 - c. If painted patching does not match adjacent area to the satisfaction of the Owner and ARCHITECT/CERTIFIED PROJECT DESIGNER, then the entire surface shall be painted, and the cost of this additional painting/patching shall be split 50/50 between the Abatement Contractor and the Owner. Costs for repainting/patching must first be reviewed and approved by the Owner and ARCHITECT/CERTIFIED PROJECT DESIGNER, who shall have final say in accepting a sub-Abatement Contractor's proposal for this work. Upon

approval, the Abatement Contractor shall submit a change order with invoices/receipts reflecting the total cost of this additional work. However, the change order addition to the Contract total shall be for 50% of this documented work and shall not exceed the estimate approved by the Owner and ARCHITECT/CERTIFIED PROJECT DESIGNER.

3. Vinyl Tile Flooring and Base
 - a. Non-asbestos tile flooring or base not scheduled for renovation and loosened during abatement work shall be reset. Remove old adhesives from substrate and tile or base. Reset tile with grain matching existing pattern and reset base flush with existing base. If tile, base or mastic are found to be or known to be asbestos containing, then these materials shall be removed and replaced accordingly, and all associated costs shall be the responsibility of the Abatement Contractor.
 - b. Clean any excess adhesive from flooring or base using neutral type cleaners in accordance with recognized industry standards.
4. Carpeting
 - a. Carpet located in the abatement area shall be steam cleaned and HEPA vacuumed after the abatement area is cleared and before any equipment is moved back into the area. Damaged areas shall be repaired to the satisfaction of the Owner and ARCHITECT/CERTIFIED PROJECT DESIGNER.

L. HVAC Filters

1. In work areas where HVAC systems have continued to operate during the abatement project, the Abatement Contractor shall replace all filters in ventilation systems with new, unused filters. Old filters shall be wetted with amended water and disposed of as asbestos waste. Contact maintenance personnel for assistance in performing this requirement.

M. Asbestos Debris

1. In the event that any known or suspected asbestos debris are encountered during the post project cleaning, the Abatement Contractor shall properly clean and decontaminate the areas utilizing the equipment previously defined to remain on site.

N. Disposal Of Asbestos Waste

1. Asbestos waste shall be disposed of in accordance with SECTION 3.13 WASTE DISPOSAL REQUIREMENTS.

3.15 CLEARANCE AIR MONITORING

- A. Sufficient time for complete drying of the work area shall be allowed to pass prior to performance of final air sampling (a minimum of twelve hours), or as outlined in approved specific variance.
- B. The AST shall conduct final air clearance sampling in accordance with the New York State Department of Labor Code Rule 56 and AHERA requirements. An outline of air sampling requirements is provided for informational purposes only in Section 02 82 02 – ASBESTOS ABATEMENT INFORMATION AVAILABLE TO BIDDERS and SECTION 02 82 70 - ASBESTOS ABATEMENT, 3.14, H.

3.16 REMOVAL OF ISOLATION BARRIERS

- A. The isolation (critical) barriers shall be removed only after satisfactory clearance air monitoring results have been achieved. If carpeting is located within the work area, the poly and sheathing shall be removed and the carpet re-HEPA vacuumed prior to the removal of the final critical barriers and negative air units. Any damage (disassembly) shall be repaired by the Abatement Contractor at no additional cost to the Owner.

3.17 GLOVE BAG REMOVAL

- A. Quality Assurance - ARCHITECT/CERTIFIED PROJECT DESIGNER shall approve products used for the execution of glove bag removal on this project, prior to use
 - 1. Daily Inspection
 - a. The Abatement Contractor's supervisor shall inspect the containment's integrity at the beginning and end of each shift.
 - b. Repairs shall be made as necessary, prior to the commencement of work for the shift, or prior to vacating the site.
 - c. The Abatement Contractor's supervisor shall inspect the work area at the beginning and end of each shift to verify the work area is in proper, clean and safe condition to commence with the days shift or to vacate the site.
 - d. Daily inspections, results, and any corrective actions taken shall be recorded in the Abatement Contractor's log.
- B. Products
 - 1. Profo-Bags
 - a. Only asbestos removal bags specifically designed for removing asbestos insulation materials from pipes are allowed for use on this project.
 - b. Profo-bag or similar, constructed of minimum 7-mil polyethylene specifically designed for the removal of pipe covering on horizontal lines.
 - c. Safe-T-Strip or similar bag 7-mil PVC for removing valves, T-section Y-sections, and vertical pipes. Use appropriate Safe-T-Strip bag. Selection of sized pre-cut bags shall depend on diameter of pipe.
 - 2. Materials and Tools
 - a. Bone saw.
 - b. Tin snips.
 - c. Utility knife with retractable blade.
 - d. Wire Cutters.
 - e. Bucket for washing tools.
 - f. Disposable suit, boots, head cover, gloves (rubber) for handling debris.
 - g. Dual-cartridge HEPA-filtered respirator.
 - h. Scrub brush - stiff bristle nylon.
 - i. Stapler brush - stiff bristle nylon.
 - j. Asbestos caution signs.
 - k. 2-3 towels.
 - l. HEPA vacuum.
 - m. Latex spray paint (high temp) or bridging encapsulant.
 - n. Micro trap (or similar negative air unit)

C. Preparation

1. For glove bag removal work areas, preparation shall proceed in the following sequence.
 - a. The Project Monitor and Abatement Contractor's Supervisor enter the proposed work areas and locate the materials to be abated.
 - b. Post all required signage.
 - c. Install power board(s) per approved plan and this project manual locking out all building power to the work area.
 - d. Preclean in the area necessary for the installation of the decontamination unit, and construct the decontamination unit in accordance with submitted plans and the Project Manual and render operational. This decontamination unit may be remote from the work area.
 - e. Install the HEPA units and activate in the area to create a negative pressure. From this point on, the workers shall follow the requirement of full containment procedures for decontamination. They shall wear full tyvek suits and respirator, and shower when leaving the work area. If a remote decontamination unit is used, workers shall don two layers of protective clothing peeling off the outer layer and bagging within the tent enclosure before proceeding to the decontamination unit.
 - f. Preclean and install critical barriers as required by the project manual and applicable variances.
 - g. Preclean and install tent enclosures (mini-enclosures) as required by this project manual and applicable variances. HEPA units shall be repositioned to establish a negative pressure on the inside of the tent enclosures.
 - h. Allow 12 hours settling time and the acquisition of pre-air samples by the AST.
 - i. Commence with abatement following inspection and approval by the Project Monitor.
2. Placard work area with signs that conform to OSHA standard. Warning tape may be used across doorways. In some areas, physical barriers shall be needed to keep unauthorized visitors out of the work area.
3. Work areas: Only qualified workers shall move equipment, tools, supplies, and stored materials that may be moved without disturbing asbestos contaminated materials. These materials shall only have to be moved if they obstruct the pipe work to be cleaned.
4. Shut off all sources of heat for pipes, i.e. boiler or steam line header. Live steam lines may not be glove bagged.
5. All badly-fractured sections of pipe covering shall be temporarily encapsulated in polyethylene sheeting and taped to prevent release of asbestos fibers while work is done on adjacent sections of pipe.
6. Maintain emergency and fire exits from work area, or establish alternative exits satisfactory to fire department.
7. Asbestos abatement work shall not be allowed to commence until after:
 - a. Arrangements have been made for disposal of waste.
 - b. Tools, equipment, and materials waste receptors are on hand and have been approved for use by the ARCHITECT/CERTIFIED PROJECT DESIGNER.
 - c. Arrangements have been made for building security.
 - d. All other preparatory steps have been taken.
 - e. Signs are displayed in all areas where access to asbestos removal area is possible.

- f. Proof is provided that all workers have been given medical examinations as described in EPA and OSHA Regulations.
- g. Project Monitor has been notified of intention to proceed and has inspected and approved equipment and procedures.
8. Disposable suits with head and foot coverings shall be used by workers using glove bag technique. Workers using glove bag procedures may put on disposable suit over work clothes. For extensive removal operations, work clothing under disposable suit should be laundered according to OSHA requirements.
9. Respirator (half-mask, dual cartridge with HEPA filters) shall be used in contaminated areas and during actual preparation, removal and cleanup procedures as minimum respiratory protection.
10. Emergency shower procedures shall be worked out so that in the event of a glove bag failure, workers shall shower.
11. Provide a Micro Trap or comparable HEPA exhaust unit in the work area, in case of emergency spill.
12. For each glove bag removal area, place a clean layer of six mil poly on the floor directly below the location of the work and for a radius of at least 5 feet.

D. Asbestos Removal

1. General

- a. The pipe insulation diameter worked shall not exceed one-half the bag working length.
- b. Place duct tape securely around the pipe insulation to form a smooth seal. Then secure the glove bag to the duct tape and seal it airtight.
- c. Smoke test the glove bag seal as follows:
 - 1) Aspirate the contents of a smoke tube through the water port access of the bag.
 - 2) After twist-sealing the access port, squeeze the bag gently and check for any leakage points, which shall be taped airtight.
- d. Cut back in-line pipe insulation a minimum of six (6) inches on both sides of each fitting.
- e. The following two general procedures address the two most commonly used glove bag brands: Profo-bag and Safe-T-Strip. When using a particular brand of glove bag, incorporate the manufacturer's instructions into your work procedure.

2. Safe-T-Strip Procedure

- a. Open zipper. Place all tools required to remove the insulation in the tool pouch. Wrap Safe-T-Strip onto the pipe and close zipper.
- b. Seal sides of glove bag around pipe by attaching and tightening cloth straps around pipe and bag.
- c. Do not use Safe-T-Strip directly on pipe hotter than 165 degrees F. Protective collar may be purchased from distributor and used with bag on pipes up to 200 degrees F.
- d. Insert wetting nozzle in its porthole opening and seal with duct tape.
- e. Insert HEPA vacuum nozzle in its porthole and seal with duct tape.
- f. Two-Person Operation: One person inserts hand in glove bag sleeves and removes insulation. Second person operates sprayer and vacuum.
- g. Cut ends of pipe using bone or a flexible wire saw. Placement of end cut should be six inches in from the end of the bag.

- h. If lagging has metal jacket, this shall have to be removed by cutting with tin snips first, then fold back edges so bag shall not be cut. Place metal in bottom of bag.
 - i. Cut insulation along the bottom of the pipe to the two ends. Spray insulation where cut with water, gently remove insulation, and place in bottom of bag.
 - j. Wash pipe with water and rub clean.
 - k. Wet down the top of the bag, pipe ends and dampen insulation at the bottom of bag.
 - l. If additional sections of pipe insulation are removed, evacuate and seal below pipe level, loosen straps and slide bag over next section to be removed. Re-tighten straps and repeat stripping procedure.
 - m. When bag has reached capacity or all insulation has been removed from that pipe, place all tools in one gloved hand, pull the hand out, invert and twist hand to create a separate pouch.
 - n. Cut between the bag and the pouch and place the tool pouch in the next glove bag or into a bucket of water.
 - o. Remove water wand and turn on HEPA vacuum and collapse bag.
 - 1) Note: Turn on vacuum for only a second or two, otherwise motor can be damaged.
 - p. Twist bag below tool pouch and seal with duct tape.
 - q. Place bottom of glove bag into 6-mil disposal bag (labeled).
 - r. Remove all tape, unzip and fold bag carefully into disposal bag.
 - s. Seal any remaining open ends of insulation with high temp, high percentage resin latex paint (paint should have about 25% solid resin) or bridging encapsulant and wettable cloth wrap or lagging.
 - t. Wet, wipe, and vacuum pipe and immediate area. Check for any visual contamination.
 - u. Wet wipe the floor plastic to remove any potential contamination. Carefully roll inward the plastic and dispose of as contaminated waste.
 - v. If no contamination has occurred and work was not done in a suspected or known contaminated space, worker may remove disposable suit and place in disposal bag.
 - w. Wipe outside of respirator with wetted cloth. Remove cartridges and place cartridges in labeled disposal bag. Place respirator in a second bag and follow respirator cleaning procedures.
 - x. If worker is wearing only one disposable suit and contamination has occurred, worker shall don a second disposable suit over first suit and proceed to designated emergency shower. While under the shower, disposable suit shall be removed first, then respirator.
3. Profo-Bag Procedures
- a. Size the glove bag to fit the pipe. Side of bag may be slit to accommodate large diameter pipes.
 - b. Do not use glove bag on pipes hotter than 130 degrees F. Glove bagging shall not be permitted on live steam lines.
 - c. Place removal tools in pouch.
 - d. Attach the glove bag over the section of insulation to be removed. Fold open edges together and seal with staples, then duct tape. Place staples at one inch intervals.
 - e. Perform smoke test to test integrity of seal.

- f. Cut open the water port of the glove bag, insert spray nozzle, and seal opening.
 - g. Cut open vacuum porthole, insert HEPA vacuum nozzle and seal opening around nozzle.
 - h. Two Person Operation: One person inserts hands in glove bag sleeves and removes pipe insulation. Second person operates sprayer and vacuum.
 - 1) Note: No one person glove bag removal operation shall be allowed.
 - i. Cut ends of pipe insulation using bone or a flexible wire saw. Placement of end cuts should be 6 inches from ends of bag.
 - j. If lagging has a metal jacket, this shall have to be removed by cutting with tin snips first, then fold back edges so bag shall not be cut. Place metal in bottom of bag.
 - k. Cut insulation along the bottom of the pipe to the two ends.
 - l. Spray insulation where cut with water, gently remove insulation and place in bottom of the bag.
 - m. Wash pipe with water and rub clean.
 - n. Wet down the top of the bag, pipe ends and dampen insulation at bottom of the bag.
 - o. Wash off tools. Place all tools in one gloved hand, pull the hand out, invert and twist hand to create a separate pouch.
 - p. Cut between the bag and the pouch and place the tool pouch in the next glove bag or into a bucket of water.
 - q. Remove water wand and turn on HEPA vacuum and collapse bag. Turn vacuum on for only a moment or two, otherwise motor can be damaged.
 - r. Twist bag just below tool pouch and seal with duct tape.
 - s. Place bottom of glove bag into 6-mil disposal bag (labeled).
 - t. Remove all tape and staples and fold bag carefully into disposal bag.
 - u. Seal any remaining open ends of insulation with high temp., high percentage resin latex paint (paint should have about 25% resin) or bridging encapsulant and wettable cloth wrap.
 - v. Wet, wipe, and/or vacuum pipe and immediate area. Check for any visual contamination.
 - w. If no contamination has occurred and work was not done in a suspected or known contaminated space, workers may remove disposable suit and place in disposal bag. Wipe outside of respirator with wetted cloth, remove cartridges and place in labeled disposal bag, and place respirator in a second bag and follow respirator cleaning procedures.
 - x. If worker is wearing only one disposable suit and contamination has occurred, worker shall don a second disposable suit over first suit and proceed to designated emergency shower. While under the shower, disposable suit shall be removed first, then respirator.
4. Clean Up
- a. As the work progresses, and to prevent exceeding available storage capacity on site, remove sealed and labeled asbestos waste and dispose of to authorized disposal area in accordance with requirements of disposal authority.
 - b. Remove all containers of asbestos waste from site to proper dump. See Waste Disposal Requirements, Section 3.13.
 - c. The Project Monitor shall make a final check to ensure that no dust or debris remains on surfaces.

5. Re-Establishment of Objects and Systems
 - a. Reestablish objects (items not removed before asbestos removal operations and items which the Abatement Contractor may want to remove to facilitate asbestos removal operations) moved to temporary locations in course of work, back to their proper positions.
 - b. Re-secure mounted objects removed in the course of work, as directed by the Project Monitor.
 - c. Repair or replace objects damaged in the course of work, as directed by the ARCHITECT/CERTIFIED PROJECT DESIGNER.
 - d. Replace all air filters in HVAC systems.

END OF SECTION 02 82 70

SECTION 02 83 10 – LEAD PAINT HANDLING PROCEDURES

PART 1 - GENERAL

1.1 SUMMARY

- A. This section details information with respect to the process of selective removal and subsequent off-site disposal of the following hazardous waste: Lead containing materials. Contractors are alerted to the fact that a lead-based paint review for the Capital Project. Based on X-ray Fluorescence (XRF) testing, we have compiled summaries of materials that tested above the action level. The current federal action level for paint on architectural components is 1.0 mg/cm². Indications that no elevated readings were detected in a given space should not be construed as the entire space being below regulatory guidelines. The scope of this survey is based upon the renovation information provided and if the extent of new work involves additional architectural components, they should be tested and/or assumed positive for Lead.
- B. This section includes; Quality assurance, personal training, certification, personnel protective equipment, construction facilities, temporary controls for Lead remediation, containment barriers, engineering controls, decontamination facilities, standards for remediation of Lead contaminated materials, project monitoring and testing services for Lead remediation and requirements for transportation.
- C. The Contractors shall be held solely responsible to have investigated the site and verified conditions and these locations throughout the building, that contain LEAD based paint which should be disturbed only by properly trained and protected workers. These materials should not be sanded or abraded during the construction process, without proper engineering controls in place to prevent the dissemination of dust into non-construction areas. The renovation project is not a Lead remediation project but is considered a renovation project that will disturb Lead. The Contractors performing their own renovation work that may disturb lead shall follow all regulatory requirements. The workers should follow the requirements outlined in State Education Department (SED) EPA Lead: Renovation Repair and Painting Program Rule and 29 CFR 1926.62 (OSHA) and avoid inhalation or ingestion of the LEAD containing dust associated with the disturbance. By submission of the bid, the Contractors waive all rights to changes in Contract amount and procedures.
- D. The Contractor shall assume full responsibility and liability for compliance with all applicable Federal, State, and local regulations to work practices, hauling and disposal, protection of workers, visitors to the site, and persons occupying areas adjacent to the site. The Contractor is responsible for providing medical examinations and maintaining medical records of personnel as required by the applicable Federal, State, and local requirements. The Contractor shall hold the Owner, Architect and Owners representative's harmless for failure to comply with any applicable work, hauling, disposal, safety, health or other regulation on the part of himself, his employees, or his subcontractors.

1.2 RELATED SECTIONS

- A. Section 02 82 11 – Hazardous Materials & Waste

1.3 SECTION INCLUDES

- A. References
- B. Submittals
- C. Quality Assurance
- D. Project Conditions
- E. Equipment
- F. Examination
- G. Work Area Preparation
- H. Removal of Hazardous Materials
- I. Clearance Monitoring (By Contractor/Owner)
- J. Removal of Work Area Containment
- K. Removal Prohibitions
- L. Field Quality Control
- M. Testing, Packaging, Transportation, and Disposal of Hazardous Materials

1.4 REFERENCES – Regulatory Requirements

- A. United States Environmental Protection Agency (EPA)
 - 1. 40 CFR 260 – Hazardous Waste Management System: General
 - 2. 40 CFR 261 – Identification and Listing of Hazardous Waste
 - 3. 40 CFR 262 – Standards Applicable to Generators of Hazardous waste
 - 4. 40 CFR 263 – Standards Applicable to Transporters of Hazardous waste
 - 5. 40 CFR 264 – Standards for Owners and Operators of Hazardous Waste Treatment, Storage, and Disposal Facilities
 - 6. 40 CFR 265 – Interim Status Standards for Owners and Operators of Hazardous Waste Treatment, Storage, and Disposal Facilities
 - 7. 40 CFR 266 – Standards for the Management of Specific Hazardous Wastes and Specific Types of Hazardous Waste Management Facilities
 - 8. 40 CFR 268 – Land Disposal Restrictions

9. 40 CFR 270 – EPA Administered Permit Programs: The Hazardous Waste Permit Program
10. 40 CFR 745 – Lead; Renovations, Repair, and Painting Program (RRP)
U.S. Department of Housing and Urban Development (HUD): Guidelines for evaluation and control of Lead based paint hazards: Title Ten of Housing and Community Act of 1992.

B. United States Department of Transportation

1. 49 CFR 171 – General Information, Regulations, and Definitions
2. 49 CFR 172 – Hazardous Materials Table, Special Provisions, Hazardous Materials Communications, Emergency Response Information, and Training Requirements.
3. 49 CFR 173 – Shippers- General Requirements for Shipments and Packaging
4. 49 CFR 174 – Carriage by rail
5. 49 CFR 175 – Carriage by aircraft
6. 49 CFR 176 – Carriage by vessel
7. 49 CFR 177 – Carriage by public highway
8. 49 CFR 178 – Specifications for packaging
9. 49 CFR 179 – Specifications for Tank Cars
10. 49 CFR 180 – Continuing Qualification for Maintenance of Packaging

C. New York State Department of Environmental Conservation

1. 6 NYCRR 360 – Solid Waste Management Facilities
2. 6 NYCRR 364 – Waste Transporter Permits
3. 6 NYCRR 370 – Hazardous Waste Management System: General
4. 6 NYCRR 371 – Identification and Listing of Hazardous Wastes
5. 6 NYCRR 372 – Hazardous Waste Manifest System and Related Standards for Generators, Transporters, and Facilities
6. 6 NYCRR 373-1 – Hazardous Waste Treatment, Storage, and Disposal Facility Permitting Requirements
7. 6 NYCRR 373-2 – Final Status Standards for Owners and Operators of Hazardous Waste Treatment, Storage, and Disposal Facilities
8. 6 NYCRR 373-3 – Interim Status Standards for Owners and Operators of Hazardous Waste Facilities
9. 6 NYCRR 376 – Land Disposal Restrictions

D. Occupational Safety and Health Administration (OSHA)

1. 29 CFR 1926.62 – Lead Exposure in Construction

E. New York State Department of Education (NYSED)

1. 8 NYCRR PART 155 – Regulations of the Commissioner

1.5 SUBMITTALS

- A. Comply with requirements of DIVISION 1 and 13 - Submittals and as modified below.
- B. Plan of Operation and Waste Management Plan:
- C. A Plan of Operation and Waste Management Plan shall be submitted for the Lead remediation describing the project approach covering methods for removal, sampling, and laboratory analysis, project schedule, staffing, including names, and qualifications of field and supervisory personnel, copies of all relevant certificates, proof of personnel training permits (including sub-consultants, laboratories, etc.), identification of all proposed waste transporters, waste disposal, and recycling facilities including copies of all relevant permits.
- D. Proposed Schedule: Submit schedule indicating proposed sequence of operations for removal and disposal to Owner's Representative for new review prior to start of removal operations. Include coordination for shutoff, capping, and continuation of utility services as required.
- E. Contractors of each trade shall submit their written Lead Program prior to the start of work. The plan must identify potential sources of lead exposure and propose specific procedures to protect workers from those exposures. The plan shall include employee exposure assessment and interim protection as specified in 29 CFR 1926.62.
- F. Transportation and Disposal:
 - 1. The Contractor shall transport and dispose of all removed material in accordance with NYS and HUD regulations.
- G. Quality Control Submittals
 - 1. Submit following items prior to beginning remediation activities at Site:
 - a. NYSDEC "Industrial Waste Hauler Permit"
 - b. Employee Training Documentation
 - c. Plan of Operation
 - d. Waste Management Plan
 - 2. Submit the following items after completion of Lead activities at Site:
 - a. Daily Logs
 - b. Sign In Sheets
 - c. Hazardous Waste Manifests
 - d. Results of any sample analysis, area air sample analysis or OSHA compliance air sample analysis.

1.6 QUALITY ASSURANCE

A. QUALIFICATIONS

- 1. Hazardous Material Disposal Subcontractor: Engage experienced firm that has successfully completed hazardous material disposal similar to that indicated for the

- Project and provides training as required by USEPA, USDOT, NYSDEC, and OSHA
2. Lead Contractor
 - a. Contractor shall have successfully completed lead remediation and disposal projects similar to that indicated for this Project and provide training as required by USEPA, USDOT, NYSDEC, and OSHA.
 - b. Supervision: Provide full-time, on-site supervisor for each site
 - c. Personal Training Requirements:
 - 1) Lead Personnel: In accordance with 29 CFR 1926.62
 - 2) Lead Supervisory In accordance with 29 CFR 1926.62
 - B. Regulatory Requirements: Comply with all federal, state, and local codes, laws, ordinances, standards and regulations applicable to Lead disturbance work, transport, and disposal, including (but not limited to) standards referenced in "References" above.

1.7 PROJECT CONDITIONS

A. EXISTING CONDITIONS

1. Building Occupancy: Owner will occupy portions of building immediately adjacent to areas of hazardous material removal operations. Conduct removal operations in manner that will minimize need for disruption of Owner's normal operations. Provide minimum of 72 hours advance notice to Owner of removal activities that will affect Owner's normal operations.
 2. Utility Services: Maintain existing utilities indicated to remain in service and protect them against damage.
 - a. Do not interrupt utilities service occupied or used facilities, except when authorized in writing by building owner and utilities owner. Provide temporary services during interruptions to existing utilities, as acceptable to building owner and utilities owner.
 - b. Maintain fire protection services during removal operations.
- B. Restrict access to all work areas. Immediately report any access by unauthorized individuals to Owner and Project Manager.

PART 2 - PRODUCTS

2.1 EQUIPMENT

- A. Labeling and Packaging Materials: Provide labeling and packaging materials as required by 49 CFR 173 Shippers - General Requirements for Shipments and Packaging.
- B. Hazardous Waste Disposal Vehicles: Provide vehicles for transporting hazardous waste possessing valid Industrial Waste Hauler Permit equipped with appropriate placards affixed as prescribed by United States Department of Transportation regulations.
- C. Personal Protective Equipment
- D. Personal Protective Equipment shall be selected for use where Lead will be disturbed in accordance with 29 CRF 1926.62 and each Contractors exposure assessment and written

Lead Program.

- E. Plastic Sheetting: Provide at least 6-mil, fire retardant for all instances where plastic sheeting is used.
- F. Heat Guns: Provide heat guns that are flameless, electrical, paint-softener type, with controls to prevent operation in excess of 1,100 degrees F.
- G. Chemical Paint Removal Products: Provide products that will not produce noxious fumes and does not contain methylene chloride.
- H. Mechanical Paint Removal: Provide UL 586 labeled, high efficiency particulate air (HEPA) filter system, certified as being capable of trapping and retaining mono-dispersed particles as small as 0.3 micrometers at a minimum efficiency of 99.97 percent.

PART 3 - EXECUTION

3.1 EXAMINATION

- A. The Contractors shall be held solely responsible to have investigated the site and verified conditions and these locations throughout the building, that contain LEAD based paint which should be disturbed only by properly trained and protected workers. These materials should not be sanded or abraded during the construction process, without proper engineering controls in place to prevent the dissemination of dust into non-construction areas. The renovation project is not a Lead remediation project but is considered a renovation project that will disturb Lead. The Contractors performing their own renovation work that may disturb lead shall follow all regulatory requirements. The workers should follow the requirements outlined in EPA, HUD, and 29 CFR 1926.62 (OSHA), and avoid inhalation or ingestion of the LEAD containing dust associated with the disturbance.

3.2 WORK AREA PREPARATION

- A. Perform all preparation work in accordance with 29 CFR 1926, 40 CFR 761 and all applicable regulations.
- B. Do not begin Lead activities until all of following have occurred:
 - 1. Lead Dust Control Work Area Requirements are in place: Provide a lead dust control work area where lead-containing paint removal operations will be performed in accordance with the approved Work Plan.
- C. Interior Work Area Preparation
 - 1. Ensure occupants of work area vacate prior to starting preparation.
 - 2. Post caution signs at all approaches to Lead work area.
 - a. Provide exits from isolated portion of building that do not pass through occupied portions of building. Physically separate and seal ventilation systems passing through occupied portions of building at isolation barrier.
 - 1) "Building": As defined by New York State Education Department, references to "building" in this Section means wing or major section of

structure that can be completely isolated from other portions of the structure with sealed non-combustible construction.

- b. Where exterior lead remediation occurs, isolate wing or major section of building from occupied portions of building with sealed isolation barriers constructed of non-combustible materials. Provide exits from isolated portion of building that do not pass through occupied portions of building. Physically separate and seal ventilation systems passing through occupied portions of building at isolation barrier.
3. Shut down and secure electric power to work area. Provide temporary power and lighting in accordance with all applicable codes and requirements of DIVISION 1.
4. Shut down and isolate heating, ventilating, and air conditioning systems.
5. Maintain emergency and fire exits from Lead work area in accordance with all applicable codes.

D. Exterior Work Area Preparation

1. Seal all openings to interior of building within 25 feet of Lead work area.
2. Install two layers of plastic sheeting on ground extending 25 feet beyond perimeter of work area in all directions. Anchor or tape plastic sheeting to building to avoid gaps between sheeting and building. Secure all plastic to prevent movement; wood studs or similar objects acceptable.
3. Install barrier tape and warning signs at 25-foot perimeter from work area.
4. Do not conduct remediation activities if wind speeds exceed 20-miles per hour.
5. Stop remediation activity and clean up area before rain begins; proceed with remediation activities inside building only.
6. Remove all moveable objects 25 feet from remediation work area

3.3 REMOVAL OF HAZARDOUS MATERIALS

- A. Perform all Lead remediation work in accordance with 29 CFR 1926, 40 CFR 761 and all applicable regulations.

3.4 CLEARANCE MONITORING (BY CONTRACTORS/OWNER)

- A. The Contractors will employ the services of an independent testing laboratory to perform post-remediation testing of surfaces within the lead dust control work area, and areas adjacent to the lead dust control work area. The Owner reserves the right to perform Quality Assurance testing of surface.
- B. Removal and cleaning not considered properly completed until Lead remediation work area has achieved satisfactory clearance sampling in accordance with this Section.
- C. Clearance Criteria: Cleaning criteria is separated into 2 categories; surfaces within the lead dust control work area, and areas adjacent to the lead dust control work area:
 1. Surfaces within the Lead Dust Control Work Area: In each area where the remediation has been performed, compare the sample results with the criteria listed below. Any other surfaces inside the lead dust control work area that are not listed below shall be cleaned to the pre-remediation levels. If any of the results on the following surfaces exceed the following values, clean again and schedule retesting until the lead levels are equal to or

lower than the following values:

- a. Floors: See Current Regulations
 - b. Windowsills: See Current Regulations
 - c. Window Wells: See Current Regulations
 - d. Soil: See Current Regulations
2. Samples Areas Adjacent to the Lead Dust Control Work Area: If the post-remediation test results indicate increase in the lead level as compared to the pre-remediation samples, the area has been contaminated by the remediation process and cleaning is mandatory. Clean all affected surfaces and schedule retesting. If results still exceed pre-remediation levels, clean again and schedule retesting until the following criteria is met or until the lead levels are equal to or lower than the pre-remediation test results. Any affected surfaces that are not listed below shall be cleaned to pre-remediation levels.
- a. Floors: See Current Regulations
 - b. Windowsills: See Current Regulations
 - c. Window Wells: See Current Regulations
 - d. Soil: See Current Regulations

D. Failure of Clearance Monitoring

1. Satisfactory clearance sampling is achieved only when clearance criteria identified herein have been met.

3.5 PRE-DISPOSAL TESTING, PACKAGING, TRANSPORTATION AND DISPOSAL PROCEDURES

- A. If the Contractors do not intend to dispose of the construction debris at facilities permitted to accept LEAD containing materials with a TCLP value greater than 5 ppm, confirmatory testing should be provided by the Contractors to ensure that the requirements for proper disposal in accordance with 6 NYCRR Part 360 are met. The Owner reserves the right to obtain independent monitoring and sampling services regarding compliance with regulatory requirements.
1. Test results indicating a value greater than 5 ppm lead classifies the removed material as Hazardous Waste and shall be packed, transported and disposed of as referenced below.
 - a. Packaging: Package, label, and mark all hazardous waste materials in accordance with applicable requirements of 49 CFR 173, 178, and 179.
 - b. Temporary On-Site Storage and Protection: Provide storage on site of hazardous materials removed from service and scheduled for disposal complying with requirements of 6 NYCRR 372.2 (a) (8). Do not exceed 90 days storage on site.
 - c. Hazardous Waste Manifests
 - d. Maintain manifest from date of transport until date of disposal, destruction, or recycling
 - e. Return fully executed manifests to Owner within 60 days of date waste accepted by initial transporter.

- B. Disposal - Transport hazardous waste to treatment or disposal facility that:
1. Is permitted, licensed or registered by state to dispose of hazardous waste.
 2. Has interim status to dispose of hazardous waste
 3. Is authorized to manage hazardous waste under Resource Conservation and Recovery Act (RCRA) or
 4. Is facility which: Beneficially uses or reuses, or legitimately recycles or reclaims its waste; or Treats its waste prior to beneficial use or reuse, or legitimate recycling or reclamation.
- C. The following facilities are approved for recycling or incineration:
1. Onyx Environmental Services, LLC, Highway 73 (3.5 miles West of Taylors Bayou), Port Arthur, TX 77640
 2. Onyx Environmental Services, LLC, 4301 Infirmary Road, West Carrollton, OH 45449
 3. Onyx Environmental Services, LLC, 7 mobile Avenue, Sauget, IL 62201
 4. Onyx Special Services, 230 Canton Street, Stroughton, MA 02072
 5. Clean Harbors PPM, LLC, 1302 West 38th Street, Ashtabula, OH 44004
 6. Clean Harbors PPM, LLC 1672 East Highland Road, Twinsburg, OH 44087
 7. Clean Harbors Deer Park, LP, 2027 Battleground Road, Deer Park, TX 77536
 8. Spring Grove Resource Recovery, 4879 Spring Grove Avenue, Cincinnati, OH 45232
 9. Waste Management, Eastern Group Office, 448 Lincoln Highway, Fairless Hills, PA 19030
 10. Or approved equivalent

3.6 CLEANING AND RESTORATION OF SURFACES

- A. At least weekly, remove from building site debris, rubbish and other materials resulting from operations.
1. Burning of removed materials not permitted on Project Site
 2. Transport materials removed and legally dispose off-site
- B. The building shall be cleaned at end of each workday and on completion of lead remediation operations.
- C. Upon completion of lead remediation, remove tools, equipment, and demolished materials from Site. Remove protections and leave interior areas broom clean. Change filters on air handling equipment to remain.
- D. Restoration of Damaged Surfaces
1. Finishes
 - a. Finishes damaged by lead remediation, including, but not limited to, removal of ceilings, exterior surface, plaster/paint damage due to taping of polyethylene sheeting and floor tile due to humid conditions, shall be restored prior to final payment. Finishes unable to be restored shall be replaced under this contract at no additional cost to the Owner.

2. Plaster or Wallboard Damage
 - a. Damaged surfaces not scheduled for renovation shall be cleaned, spackled, and puttied where necessary
 - b. Patching shall be primed and then painted with two coats, carefully blended to match adjacent surfaces, in material texture and color. All painting/patching shall be done by professionals, which normally are engaged in this type of work. This work shall be at the expense of the Remediation Contractor.
 - c. If painted patching does not match adjacent area to the satisfaction of the Owner and ARCHITECT, then the entire surface shall be painted and the cost of this additional painting/patching shall be split 50/50 between the Contractor and the Owner. Costs for repainting/patching must first be reviewed and approved by the Owner and ARCHITECT, who shall have final say in accepting the Contractor's proposal for this work.
3. Vinyl Tile Flooring and Base
 - a. Non-asbestos tile flooring or base not scheduled for renovation and loosened during remediation work shall be reset. Remove old adhesive from substrate and tile or base. Reset tile with grain matching existing pattern and reset base flush with existing base. If tile, base, or mastic are found to be or known to be asbestos containing, then these materials shall be removed and replaced accordingly, and all associated costs shall be the responsibility of the Remediation Contractor.
 - b. Clean any excess adhesive from flooring or base using neutral type cleaners in accordance with recognized industry standards.
4. Carpeting
 - a. Carpet located in the lead remediation area shall be steam cleaned and HEPA vacuumed after the remediation area is cleared and before any equipment is moved back into the area. Damaged area shall be repaired to the satisfaction of the Owner and ARCHITECT.
5. Lawn
 - a. Lawn/Grass and associated soil located in and around the remediation area shall be restored to original conditions.

END OF SECTION 02 83 10