

BID ADDENDUM NO. 2

March 30, 2026
Elmira City School District
Elementary Schools 2026 Renovations
HUNT No.: 2012-255

SED # 07-06-00-01-0-008-016 – Fassett Elementary School
SED # 07-06-00-01-0-002-020 – Coburn Elementary School
SED # 07-06-00-01-0-005-018 – Beecher Elementary School
SED # 07-06-00-01-0-038-034 – Ernie Davis Academy

The following Addendum items shall be considered a part of the contract documents prepared by HUNT ENGINEERS, ARCHITECTS, LAND SURVEYORS & LANDSCAPE ARCHITECT, DPC.
Bid Document date of **December 12, 2025**; Issued For Bid **February 25, 2026**.

Clarifications issued by this Addendum:

1. None

Project Manual Sections issued by this Addendum:

00 41 13 – BID FORM
00 42 00 – PROPOSAL FORM
01 23 00 - ALTERNATES
14 28 19 – ELEVATOR EQUIPMENT

Drawings issued by this Addendum:

CB-A0.7 – SECOND FLOOR DEMOLITION PLAN - AREA A
CB-A1.7 – SECOND FLOOR PLAN - AREA A
CB-A2.1 – FIRST FLOOR REFLECTED CEILING PLAN - AREA A
CB-A2.2 – FIRST FLOOR REFLECTED CEILING PLAN - AREA B1
CB-A2.3 – FIRST FLOOR REFLECTED CEILING PLAN - AREA C1
CB-A2.4 – SECOND FLOOR REFLECTED CEILING PLAN - AREA A
CB-A2.5 – SECOND FLOOR REFLECTED CEILING PLAN - AREA B1
CB-A2.6 – SECOND FLOOR REFLECTED CEILING PLAN - AREA B2
CB-A5.1 – INTERIOR ELEVATIONS
CB-A5.2 - CUSTOM ARCHITECTURAL CASEWORK – LIBRARY
CB-A5.3 - CUSTOM ARCHITECTURAL CASEWORK – LIBRARY
CB-A5.4 - CUSTOM ARCHITECTURAL CASEWORK – LIBRARY
CB-A8.8 – SECOND FLOOR WALL FINISH PLAN - AREA A
CB-E1.3 - SECOND FLOOR POWER PLAN - AREA A
AD2-H1 – BC – MODIFICATIONS TO BASEMENT PIPING – AREA A

AD2-H2 – BC – MODIFICATIONS TO 2ND FLOOR PIPING – AREA B
AD2-H3 – BC – CW MAKEUP ASSEMBLY SCHEMATIC
AD2-H4 – FS – MODIFICATIONS TO BASEMENT PIPING
AD2-H5 – FS – MODIFICATIONS TO FIRST FLOOR PIPING – AREA B
AD2-H6 – FS – MODIFICATIONS TO FIRST FLOOR PIPING – AREA C
AD2-H7 – FS – MODIFICATIONS TO SECOND FLOOR PIPING – AREA B
AD2-H8 – FS – TYPICAL 2 WAY COIL PIPING SCHEMATIC (H&C)
AD2-H9 – FS – CW MAKEUP ASSEMBLY SCHEMATIC
AD2-E1 - LIBRARY WALL LIGHT FIXTURES
AD2-E2 - OUTDOOR LEARNING

Revisions to Project Manual issued by this Addendum:

ITEM AD2-1 Refer to Section 00 01 12 – TABLE OF CONTENTS

ADD Section 14 28 19 – ELEVATOR EQUIPMENT, *as issued by this addendum.*

ITEM AD2-2 Refer to Section 00 01 15 – LIST OF DRAWING SHEETS

AMEND Coburn Elementary, Theatrical Drawing Tiles as follows:

CB-TR0.1 THEATRICAL RIGGING SYSTEM REMOVAL PLANS-AREA B1 (ALTERNATE CB-2)
CB-TR1.1 THEATRICAL RIGGING SYSTEM PLANS-AREA B1 (ALTERNATE CB-2)
CB-TR3.1 THEATRICAL RIGGING SYSTEM DETAILS-AREA B1 (ALTERNATE CB-2)

ITEM AD2-3 Refer to Section 00 41 13 – BID FORM

DELETE Section 00 41 13 in its entirety and **ADD** Section 00 41 13, *as issued by this addendum.*

ITEM AD2-4 Refer to Section 00 42 00 – PROPOSAL FORM

DELETE Section 00 42 00 in its entirety and **ADD** Section 00 42 00, *as issued by this addendum.*

ITEM AD2-5 Refer to Section 01 10 00 – SUMMARY

ADD Paragraph 1.10, A, 14 to read,

14. Provide the complete work of Division 14 – Conveying Equipment with the following exceptions:
- a. Specification Section 14 28 19 – Elevator Equipment
 - 1) Electrical Contractor shall provide required disconnection and reconnection as required for the work of this Section.

ITEM AD2-6 Refer to Section 01 10 00 – SUMMARY

ADD Paragraph 1.14, A, 12 to read,

12. Division 14 – Conveying Equipment
- a. Specification Section 14 28 19 – Elevator Equipment

- 1) Provide disconnection of existing electrical components and connection of new electrical components related to the Work of this Section.

ITEM AD2-7 Refer to Section 01 23 00 – ALTERNATES

- DELETE** Section 01 23 00 in its entirety and
ADD Section 01 23 00, *as issued by this addendum.*

ITEM AD2-8 Refer to Section 07 53 00 - ELASTOMERIC MEMBRANE ROOFING

- AMEND** Paragraph 1.1, A to read, "BASE BID - Elastomeric roofing membrane, adhered conventional application."

ITEM AD2-9 Refer to Section 07 53 00 - ELASTOMERIC MEMBRANE ROOFING

- ADD** Paragraph 1.1, G to read, "ALTERNATE CB-3 - Elastomeric roofing membrane, ballasted protected membrane application."

ITEM AD2-10 Refer to Section 07 53 00 - ELASTOMERIC MEMBRANE ROOFING

- ADD** Paragraph 2.9 to read:

2.9 ALTERNATE CB-3: ROOFING - BALLASTED APPLICATIONS

- A. Elastomeric Membrane Roofing: One-ply membrane loose-laid over insulation and vapor retarder with ballast.
- B. Roofing Assembly Requirements:
 1. Roof Covering External Fire Resistance Classification: UL (DIR) certified Class A.
 2. Factory Mutual Classification: Windstorm resistance of I-80 in accordance with FM DS 1-28.
 3. The specified roofing assembly must have been successfully tested by a qualified testing agency to resist the design uplift pressures calculated according to:
 - a. ANSI/SPRI WD-1 "Wind Design Standard Practice for Roofing Assemblies"
 - b. American Society of Civil Engineers (ASCE 7)
 - c. Applicable Building Code
 - d. Refer to Drawings for Design Loads.
 4. Insulation Thermal Resistance (R-Value): 5.7 per inch, minimum; provide insulation of thickness required to attain a minimum R-Value of 30.
- C. Acceptable Insulation Types- Under Membrane - Constant Thickness Application:
 1. Minimum 2 layers of polyisocyanurate board.
- D. Acceptable Insulation Types- Under Membrane - Tapered Application:
 1. Tapered polyisocyanurate board.
- E. Ballast: Use aggregate ballast of 1,000 lb. per 100 sq ft.

ITEM AD2-11 Refer to Section 07 53 00 - ELASTOMERIC MEMBRANE ROOFING

- ADD** Paragraph 2.10 to read:

2.10 BALLAST MATERIALS

- A. No.4 Aggregate: Sound, hard, washed crushed gravel, with Size Number 4, 3, 24, 2, or 1 in accordance with ASTM D448.

ITEM AD2-12 Refer to Section 07 53 00 - ELASTOMERIC MEMBRANE ROOFING

- ADD** Paragraph 3.9 to read:

3.9 INSTALLATION - BALLASTED APPLICATION

- A. Ballast Installed Directly on Membrane: Place cushion sheet over membrane prior to placing ballast.
- B. EPDM membrane shall be loose laid over the acceptable substrate and allowed to relax approximately 30 minutes prior to splicing. Place adjoining membrane sheets in the same manner, overlapping edges appropriately to provide for the minimum splice width (2-1/2" or 5-1/2" depending on warranty duration).
- C. The EPDM membrane must be secured at the perimeter of each roof level, roof section, expansion joint, curb, skylight, interior wall, penthouse, etc., at any angle change which exceeds 2" in one horizontal foot.
- D. t, and at oth
- E. er penetrations in accordance with manufacturer's details. The additional membrane securement may be provided by pressure-sensitive securement strips or seam fastening plates.
- F. Ballast: Evenly distribute aggregate ballast, and install in accordance with SPRI RP-4.

ITEM AD2-13 Refer to Section 23 31 00 – HVAC DUCTS AND CASINGS

AMEND Paragraph 3.2, B. to read as follows:

“B. Clean new duct systems with high-power vacuum machines. Protect equipment that could be harmed by excessive dirt with filters or bypass during cleaning. Provide adequate access to the ductwork for cleaning purposes. Clean outside of ductwork prior to ceiling installation or final space turnover.”

ITEM AD2-14 Refer to Section 32 91 19 – LANDSCAPE GRADING

DELETE Specification Section 32 91 19 – Landscape Grading, in its entirety.

ADD Specification Section 32 91 19 – Landscape Grading, *issued by this addendum.*

Revisions to Drawings issued by this Addendum:

ITEM AD2-15 Refer to Cover Sheets, Volumes I through III

AMEND Coburn Elementary, Theatrical Drawing Tiles as follows:

- CB-TR0.1 THEATRICAL RIGGING SYSTEM REMOVAL PLANS-AREA B1 (ALTERNATE CB-2)
- CB-TR1.1 THEATRICAL RIGGING SYSTEM PLANS-AREA B1 (ALTERNATE CB-2)
- CB-TR3.1 THEATRICAL RIGGING SYSTEM DETAILS-AREA B1 (ALTERNATE CB-2)

ITEM AD2-16 Refer to BC-A0.1 through BC-A0.5 – ARCHITECTURAL DEMOLITION SERIES

AMEND Demolition Note “D4” to read, “ALTERNATE BC-3: REMOVE FLAGSTONE FLOORING AND SETTING BED IN ITS ENTIRETY.”

ITEM AD2-17 Refer to BC-A8.1 – FIRST FLOOR AND WALL FINISH PLAN - AREA A

AMEND Detail 1 with callout circle enclosing room X105-CORR. Add text note with leader to read, “ALTERNATE BC-3”

ITEM AD2-18 Refer to BC-A9.1 – INTERIOR FINISH SCHEDULES

AMEND Remarks cell for room X105 in the BC – ROOM FINISH SCHEDULE to read, “ALTERNATE BC-3”

ITEM AD2-19 Refer to BC-H1.1 through BC-H1.8 – HVAC NEW WORK SERIES

AMEND Construction Note “1” to read:

1. EXTEND AND RECONNECT HWS/R. PROVIDE ALL FITTINGS AND ACCESSORIES AS SHOWN ON DETAIL 3/BC-H2.1 FOR AIR HANDLERS AND 4/BC-H2.1 FOR ALL OTHER COILS.

ITEM AD2-20 Refer to BC-H1.2 – CRAWL SPACE NEW WORK PLAN – AREA A

AMEND Drawing as shown AD2-H1 – BC – MODIFICATIONS TO BASEMENT PIPING – AREA A, *issued by this addendum.*

ITEM AD2-21 Refer to BC-H1.8 – SECOND FLOOR NEW WORK PLAN – AREA B

AMEND Detail 1 as shown AD2-H2 – BC – MODIFICATIONS TO 2ND FLOOR PIPING – AREA B, *issued by this addendum.*

ITEM AD2-22 Refer to BC-H2.1 – SCHEDULES & DETAILS

AMEND Detail 6 as shown on AD2-H3 – BC – CW MAKEUP ASSEMBLY SCHEMATIC, *issued by this addendum.*

ITEM AD2-23 Refer to CB-L2.1 – SITE IMPROVEMENT PLAN

AMEND Improvement Note “3” to read: “PROVIDE 305 LENGTH FEET OF CRACK REPAIR AND FOR ENTIRE AREA WITHIN PERIMETER FENCE PROVIDE ONE COAT LAYKOLD NUSURF FORTIFIED WITH SAND AND TWO COATS LAYKOLD ADVANTAGE COLOR FORTIFIED WITH SAND. OWNER TO SELECT FROM MANUFACTURER’S STANDARD COLORS. SEE SPECIFICATIONS.”

ITEM AD2-24 Refer to CB-A0.1 through CB-A0.9 – DEMOLITION PLANS

AMEND Note D5 to read as “REMOVE BUILT-IN LIBRARY CIRCULATION DESK & ACCOMPANYING SOFFIT IN THEIR ENTIRETY.” in lieu of “REMOVE BUILT-IN LIBRARY CIRCULATION DESK IN ITS ENTIRETY.”

ITEM AD2-25 Refer to CB-A0.2 – FIRST FLOOR DEMOLITION PLAN - AREA A

AMEND Note D5 to read as “REMOVE BUILT-IN LIBRARY CIRCULATION DESK & ACCOMPANYING SOFFIT IN THEIR ENTIRETY.” in lieu of “REMOVE BUILT-IN LIBRARY CIRCULATION DESK IN ITS ENTIRETY.”

ITEM AD2-26 Refer to CB-A0.3 – FIRST FLOOR DEMOLITION PLAN - AREA B1

AMEND Note D5 to read as “REMOVE BUILT-IN LIBRARY CIRCULATION DESK & ACCOMPANYING SOFFIT IN THEIR ENTIRETY.” in lieu of “REMOVE BUILT-IN LIBRARY CIRCULATION DESK IN ITS ENTIRETY.”

ITEM AD2-27 Refer to CB-A0.4 – FIRST FLOOR DEMOLITION PLAN - AREA B2

AMEND Note D5 to read as “REMOVE BUILT-IN LIBRARY CIRCULATION DESK & ACCOMPANYING SOFFIT IN THEIR ENTIRETY.” in lieu of “REMOVE BUILT-IN LIBRARY CIRCULATION DESK IN ITS ENTIRETY.”

ITEM AD2-28 Refer to CB-A0.5 – FIRST FLOOR DEMOLITION PLAN - AREA C1

AMEND Note D5 to read as “REMOVE BUILT-IN LIBRARY CIRCULATION DESK & ACCOMPANYING SOFFIT IN THEIR ENTIRETY.” in lieu of “REMOVE BUILT-IN LIBRARY CIRCULATION DESK IN ITS ENTIRETY.”

ITEM AD2-29 Refer to CB-A0.6 – FIRST FLOOR DEMOLITION PLAN - AREA C2

AMEND Note D5 to read as “REMOVE BUILT-IN LIBRARY CIRCULATION DESK & ACCOMPANYING SOFFIT IN THEIR ENTIRETY.” in lieu of “REMOVE BUILT-IN LIBRARY CIRCULATION DESK IN ITS ENTIRETY.”

ITEM AD2-30 Refer to CB-A0.7 – SECOND FLOOR DEMOLITION PLAN - AREA A

AMEND Note D5 to read as “REMOVE BUILT-IN LIBRARY CIRCULATION DESK & ACCOMPANYING SOFFIT IN THEIR ENTIRETY.” in lieu of “REMOVE BUILT-IN LIBRARY CIRCULATION DESK IN ITS ENTIRETY.”

ITEM AD2-31 Refer to CB-A0.8 – SECOND FLOOR DEMOLITION PLAN - AREA B1

AMEND Note D5 to read as “REMOVE BUILT-IN LIBRARY CIRCULATION DESK & ACCOMPANYING SOFFIT IN THEIR ENTIRETY.” in lieu of “REMOVE BUILT-IN LIBRARY CIRCULATION DESK IN ITS ENTIRETY.”

ITEM AD2-32 Refer to CB-A0.9 – SECOND FLOOR DEMOLITION PLAN - AREA B2

AMEND Note D5 to read as “REMOVE BUILT-IN LIBRARY CIRCULATION DESK & ACCOMPANYING SOFFIT IN THEIR ENTIRETY.” in lieu of “REMOVE BUILT-IN LIBRARY CIRCULATION DESK IN ITS ENTIRETY.”

ITEM AD2-33 Refer to CB-A0.1 through CB-A0.9 – DEMOLITION PLANS

ADD Note D14 to read as “REMOVE COUNTERTOP IN ITS ENTIRETY.”

ITEM AD2-34 Refer to CB-A0.1 through CB-A0.9 – DEMOLITION PLANS

ADD Note D15 to read as “EXISTING CASEWORK TO REMAIN.”

ITEM AD2-35 Refer to CB-A2.1 – FIRST FLOOR REFLECTED CEILING PLAN - AREA A

DELETE Sheet CB-A2.1 – FIRST FLOOR REFLECTED CEILING PLAN - AREA A

ADD Sheet CB-A2.1 – FIRST FLOOR REFLECTED CEILING PLAN - AREA A, *as issued by this addendum.*

ITEM AD2-36 Refer to CB-A2.2 – FIRST FLOOR REFLECTED CEILING PLAN - AREA B1

DELETE Sheet CB-A2.2 – FIRST FLOOR REFLECTED CEILING PLAN - AREA B1

ADD Sheet CB-A2.2 – FIRST FLOOR REFLECTED CEILING PLAN - AREA B1, *as issued by this addendum.*

ITEM AD2-37 Refer to CB-A2.3 – FIRST FLOOR REFLECTED CEILING PLAN - AREA C1

DELETE Sheet CB-A2.3 – FIRST FLOOR REFLECTED CEILING PLAN - AREA C1

ADD Sheet CB-A2.3 – FIRST FLOOR REFLECTED CEILING PLAN - AREA C1, *as issued by this addendum.*

ITEM AD2-38 Refer to CB-A2.4 – SECOND FLOOR REFLECTED CEILING PLAN - AREA A

DELETE Sheet CB-A2.4 – SECOND FLOOR REFLECTED CEILING PLAN - AREA A

ADD Sheet CB-A2.4 – SECOND FLOOR REFLECTED CEILING PLAN - AREA A, *as issued by this addendum.*

ITEM AD2-39 Refer to CB-A2.5 – SECOND FLOOR REFLECTED CEILING PLAN - AREA B1

DELETE Sheet CB-A2.5 – SECOND FLOOR REFLECTED CEILING PLAN - AREA B1

ADD Sheet CB-A2.5 – SECOND FLOOR REFLECTED CEILING PLAN - AREA B1, *as issued by this addendum.*

ITEM AD2-40 Refer to CB-A2.6 – SECOND FLOOR REFLECTED CEILING PLAN - AREA B2

DELETE Sheet CB-A2.6 – SECOND FLOOR REFLECTED CEILING PLAN - AREA B2

ADD Sheet CB-A2.6 – SECOND FLOOR REFLECTED CEILING PLAN - AREA B2, *as issued by this addendum.*

ITEM AD2-41 Refer to CB-A5.1 - INTERIOR ELEVATIONS

DELETE Sheet CB-A5.1 – INTERIOR ELEVATIONS in its entirety.

ADD Sheet CB-A5.1 – INTERIOR ELEVATIONS, *as issued by this addendum.*

ITEM AD2-42 Refer to CB-A5.2 - CUSTOM ARCHITECTURAL CASEWORK - LIBRARY

DELETE Sheet CB-A5.2 – CUSTOM ARCHITECTURAL CASEWORK – LIBRARY in its entirety.

ADD Sheet CB-A5.2 – CUSTOM ARCHITECTURAL CASEWORK – LIBRARY, *as issued by this addendum.*

ITEM AD2-43 Refer to CB-A5.3 - CUSTOM ARCHITECTURAL CASEWORK - LIBRARY

DELETE Sheet CB-A5.3 – CUSTOM ARCHITECTURAL CASEWORK – LIBRARY in its entirety.

ADD Sheet CB-A5.3 – CUSTOM ARCHITECTURAL CASEWORK – LIBRARY, *as issued by this addendum.*

ITEM AD2-44 Refer to CB-A5.4 - CUSTOM ARCHITECTURAL CASEWORK - LIBRARY

DELETE Sheet CB-A5.4 – CUSTOM ARCHITECTURAL CASEWORK – LIBRARY in its entirety.

ADD Sheet CB-A5.4 – CUSTOM ARCHITECTURAL CASEWORK - LIBRARY *as issued by this addendum.*

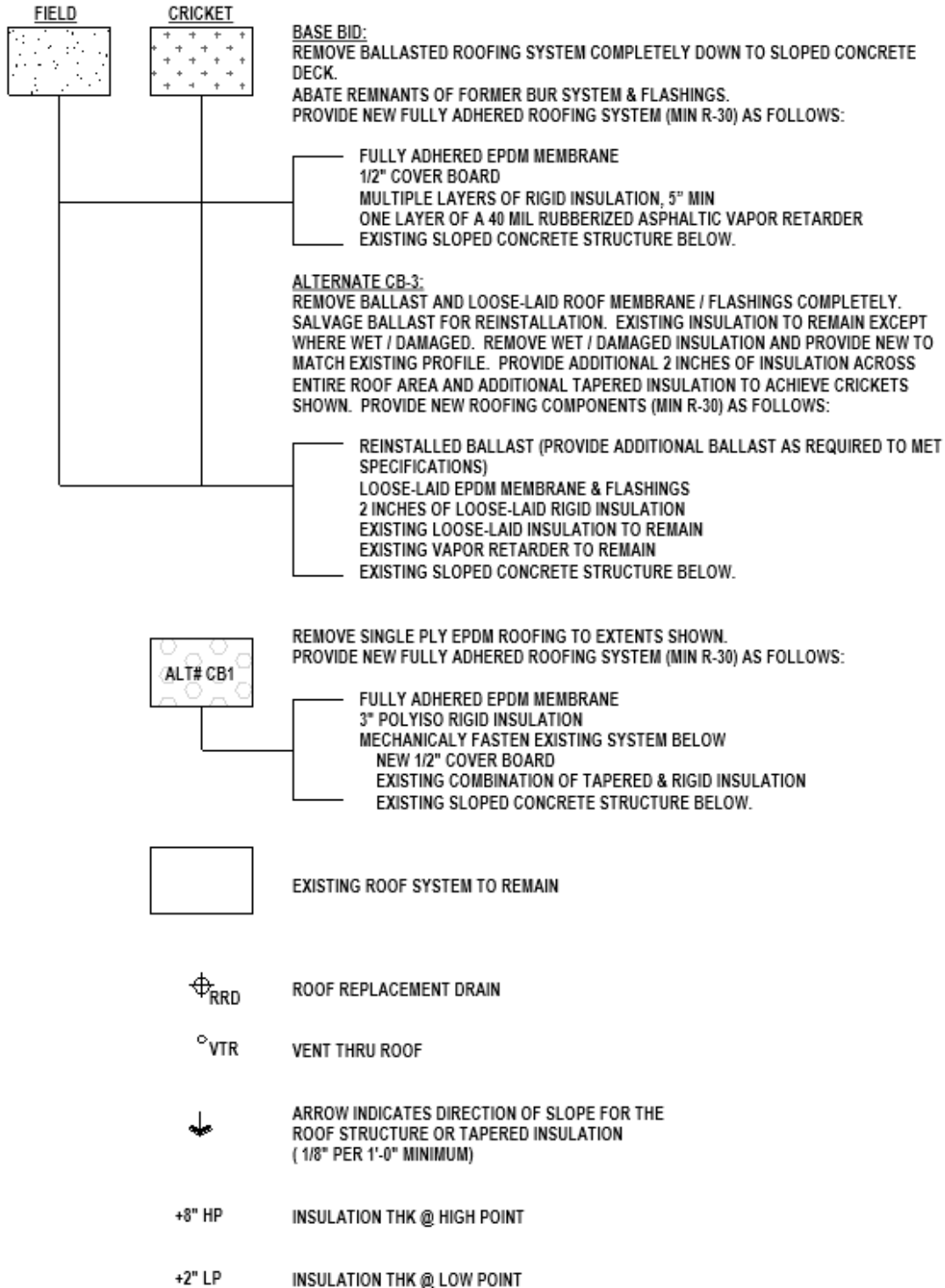
ITEM AD2-45 Refer to CB-A8.8 - SECOND FLOOR WALL FINISH PLAN - AREA

DELETE Sheet CB-A8.8 – SECOND FLOOR WALL FINISH PLAN - AREA A, in its entirety.

ADD Sheet CB-A8.8– SECOND FLOOR WALL FINISH PLAN - AREA A, *as issued by this addendum.*

ITEM AD2-46 Refer to CB-R1.1 – AREA B ROOF PLAN
AMEND ROOF LEGEND to read,

ROOF LEGEND:



ITEM AD2-47 Refer to CB-P1.1 – CB-P1.9 – PLUMBING NEW WORK SERIES

AMEND Construction Note “1” to read: “PROVIDE NEW SINK AND FAUCET. RECONNECT TO EXISTING COLD WATER, HOT WATER, SANITARY AND VENT PIPING. EXTEND PIPING AS NEEDED.”

ITEM AD2-48 Refer to CB-E1.3 - SECOND FLOOR POWER PLAN - AREA A

DELETE Sheet CB-E1.3 - SECOND FLOOR POWER PLAN - AREA A, in its entirety.

ADD Sheet CB-E1.3 - SECOND FLOOR POWER PLAN - AREA A, *as issued by this addendum.*

ITEM AD2-49 Refer to CB-TR0.1 - THEATRICAL RIGGING SYSTEM REMOVAL PLANS-AREA B1

AMEND Title of Drawing to read, THEATRICAL RIGGING SYSTEM REMOVAL PLANS-AREA B1 (ALTERNATE CB-2)

ITEM AD2-50 Refer to CB-TR1.1 - THEATRICAL RIGGING SYSTEM PLANS-AREA B1

AMEND Title of Drawing to read, THEATRICAL RIGGING SYSTEM PLANS-AREA B1 (ALTERNATE CB-2)

ITEM AD2-51 Refer to CB-TR3.1 - THEATRICAL RIGGING SYSTEM DETAILS-AREA B1

AMEND Title of Drawing to read, THEATRICAL RIGGING SYSTEM DETAILS-AREA B1 (ALTERNATE CB-2)

ITEM AD2-52 Refer to FS-A0.1 through FS-A0.6 – DEMOLITION PLANS

AMEND Demolition Note “D8” to read, “ALTERNATE FS-1: REMOVE MTL PIPE HANDRAIL IN THEIR ENTIRETY.”

ITEM AD2-53 Refer to FS-A1.1 through FS-A1.7 – NEW WORK PLANS

AMEND Drawing Note “7” to read, “ALTERNATE FS-1: PROVIDE POWDER COATED PIPE RAIL IN THE SAME CONFIGURATION AS REMOVED RAIL.”

ITEM AD2-54 Refer to FS-A3.1 - EXTERIOR ELEVATIONS

AMEND Detail 2 with callout circle enclosing ramp and handrails exiting cafeteria (center of detail). Add text note with leader to read, “ALTERNATE FS-1”

ITEM AD2-55 Refer to FS-A3.1 - EXTERIOR ELEVATIONS

AMEND Detail 3 with callout circle enclosing ramp and handrails exiting cafeteria (right side of detail). Add text note with leader to read, “ALTERNATE FS-1”

ITEM AD2-56 Refer to FS-H1.1 – FS-H1.7 – HVAC NEW WORK SERIES

AMEND Construction Note “2” to read: “EXTEND AND RECONNECT HWS/R. PROVIDE ALL FITTINGS AND ACCESSORIES AS SHOWN ON DETAIL 3/FS-H2.1 FOR AIR HANDLERS AND AD2-H8 – FS - TYPICAL 2 WAY COIL PIPING SCHEMATIC (H&C) FOR ALL OTHER COILS.”

ITEM AD2-57 Refer to FS-H1.3 – FIRST FLOOR HVAC PLAN – AREA B

AMEND Drawing as shown AD2-H5 – FS - MODIFICATIONS TO FIRST FLOOR PIPING – AREA B, *issued by this addendum.*

ITEM AD2-58 Refer to FS-H1.4 – FIRST FLOOR HVAC PLAN – AREA C

AMEND Drawing as shown AD2-H6 – FS - MODIFICATIONS TO FIRST FLOOR PIPING – AREA C, *issued by this addendum.*

ITEM AD2-59 Refer to FS-H1.7 – SECOND FLOOR HVAC PLAN – AREA B

AMEND Drawing as shown AD2-H7 – FS - MODIFICATIONS TO SECOND FLOOR PIPING – AREA B, *issued by this addendum.*

ITEM AD2-60 Refer to FS-H2.1 – SCHEDULES & DETAILS

AMEND Detail 8 as shown on AD2-H8 – FS - TYPICAL 2 WAY COIL PIPING SCHEMATIC (H&C), *issued by this addendum.*

ITEM AD2-61 Refer to FS-H2.1 – SCHEDULES & DETAILS

AMEND Detail 6 as shown on AD2-H9 – FS - CW MAKEUP ASSEMBLY SCHEMATIC, *issued by this addendum.*

ITEM AD2-62 Refer to FS-P2.1 – SCHEDULES

AMEND RPZ-1 MFG./MODEL cell to read: “WATTS, 009QT-S WITH STRAINER (OUTSIDE STEM & YOKE) (1”)”

ITEM AD2-63 Refer to CB-E1.3 – SECOND FLOOR POWER PLAN - AREA A

DELETE Sheet CB-E1.3 – SECOND FLOOR POWER PLAN - AREA A

ADD Sheet CB-E1.3 – SECOND FLOOR POWER PLAN - AREA A, *as issued by this addendum.*

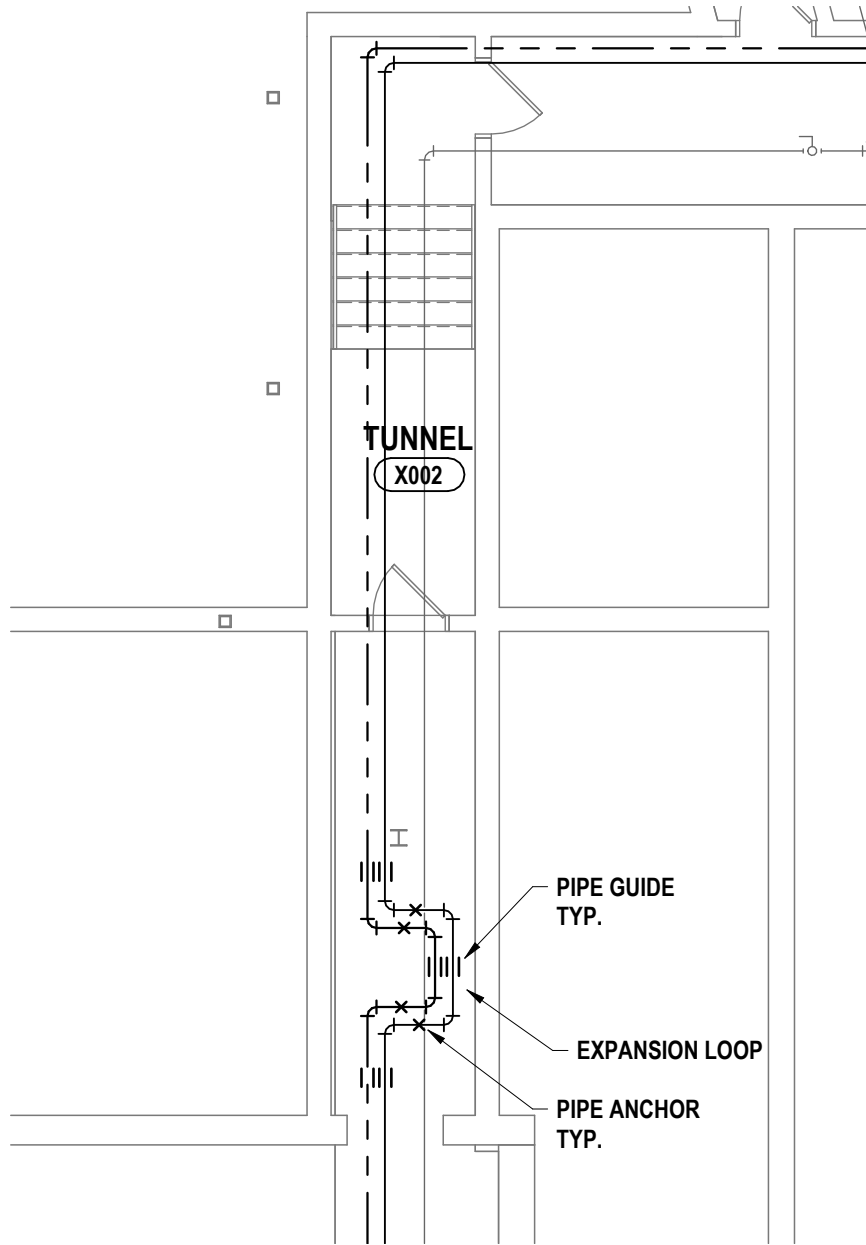
ITEM AD2-64 Refer to CB-E2.4 – SECOND FLOOR LIGHTING & FA PLAN - AREA A

ADD Details as shown on AD2-E1 - LIBRARY WALL LIGHT FIXTURES, *issued by this addendum.*

ITEM AD2-65 Refer to CB-E1.4 – ROOF POWER PLAN - AREA B1, B2, AND C1

AMEND Detail 2 as shown on AD2-E2 - OUTDOOR LEARNING, *issued by this addendum.*

End of Addendum 2



1 BC - MODIFICATIONS TO BASEMENT PIPING - AREA A
 1/8" = 1'-0"

BC - MODIFICATIONS TO BASEMENT PIPING - AREA A
ELEMENTARY SCHOOLS 2026 RENOVATIONS
ELMIRA CITY SCHOOL DISTRICT

430 W Washington Ave, Elmira, NY 14901

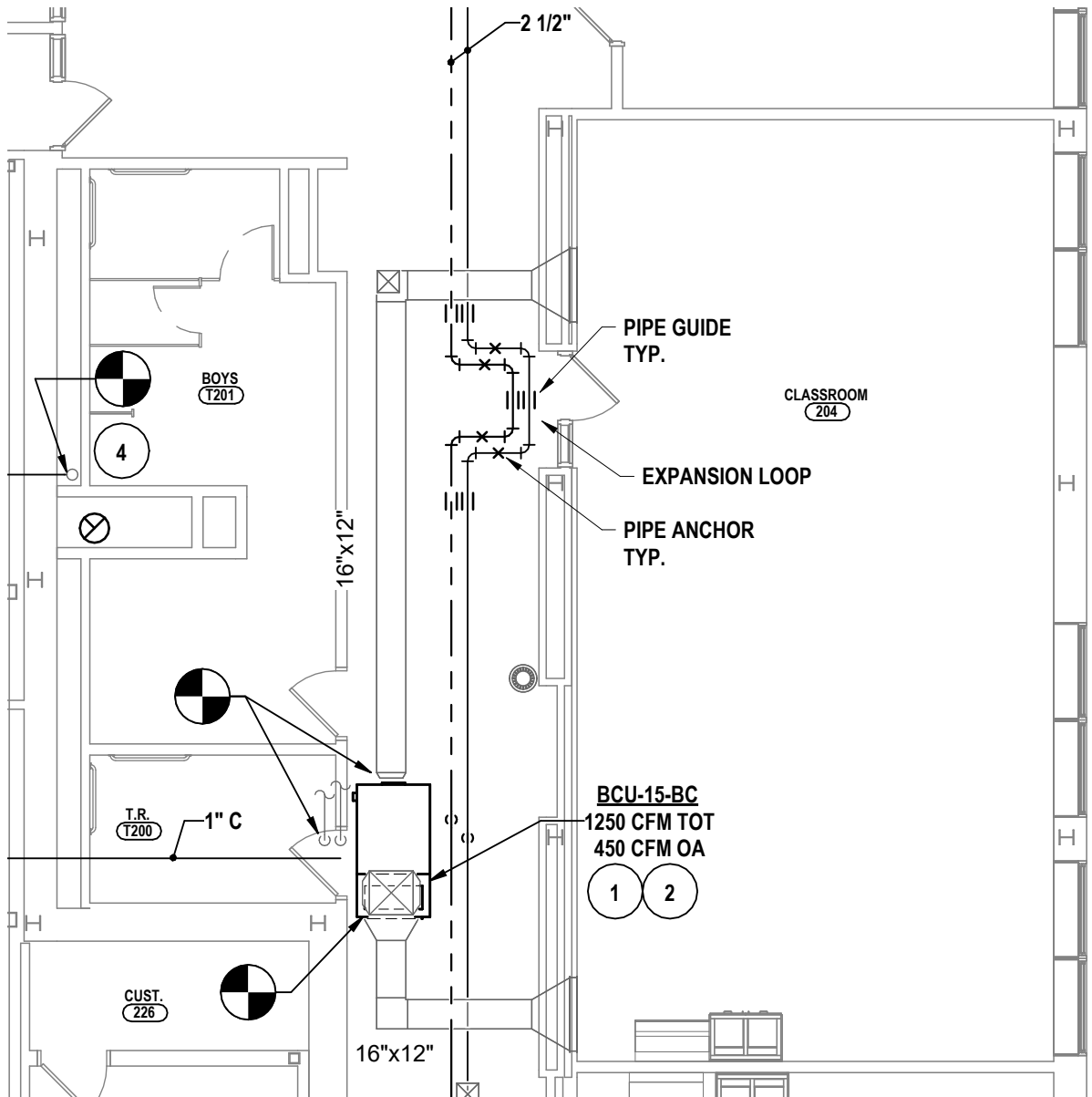
Copyright: 2026

HUNT ENGINEERS | ARCHITECTS | SURVEYORS
 ALBANY, NY - BINGHAMTON, NY - HORSEHEADS, NY - ROCHESTER, NY
 TOWANDA, PA - WILLIAMSPORT, PA
 WWW.HUNT-EAS.COM 607 - 358 - 1000
 NY CERTIFICATE NO. 0018220 PA CERTIFICATE NO. TSC2203131464-1

AD2-H1

DATE:
03/25/26

PROJECT NO:
2012-255



1 BC -MODIFICATIONS TO 2ND FLOOR PIPING -AREA B
 1/8" = 1'-0"

BC - MODIFICATIONS TO 2ND FLOOR PIPING -AREA B
ELEMENTARY SCHOOLS 2026 RENOVATIONS
ELMIRA CITY SCHOOL DISTRICT

430 W Washington Ave, Elmira, NY 14901

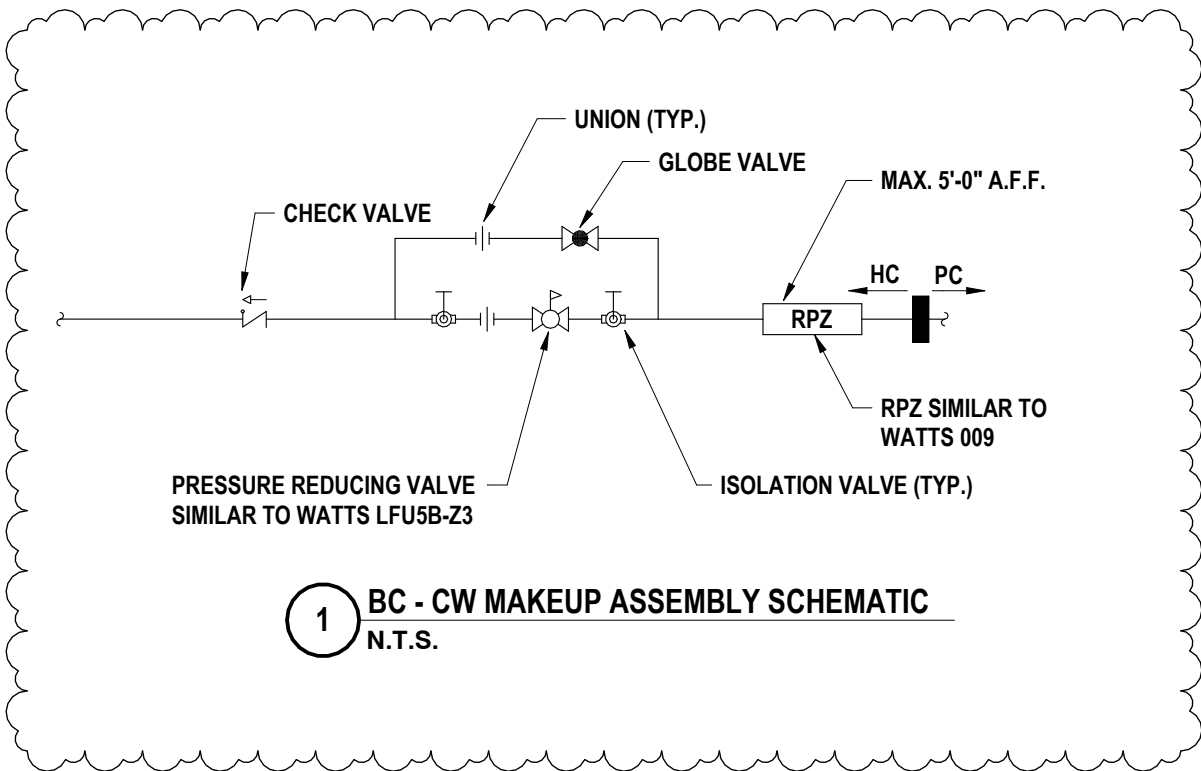
Copyright: 2026

HUNT ENGINEERS | ARCHITECTS | SURVEYORS
 ALBANY, NY - BINGHAMTON, NY - HORSEHEADS, NY - ROCHESTER, NY
 TOWANDA, PA - WILLIAMSPORT, PA
 WWW.HUNT-EAS.COM 607 - 358 - 1000
 NY CERTIFICATE NO. 0018220 PA CERTIFICATE NO. TSC2203131464-1

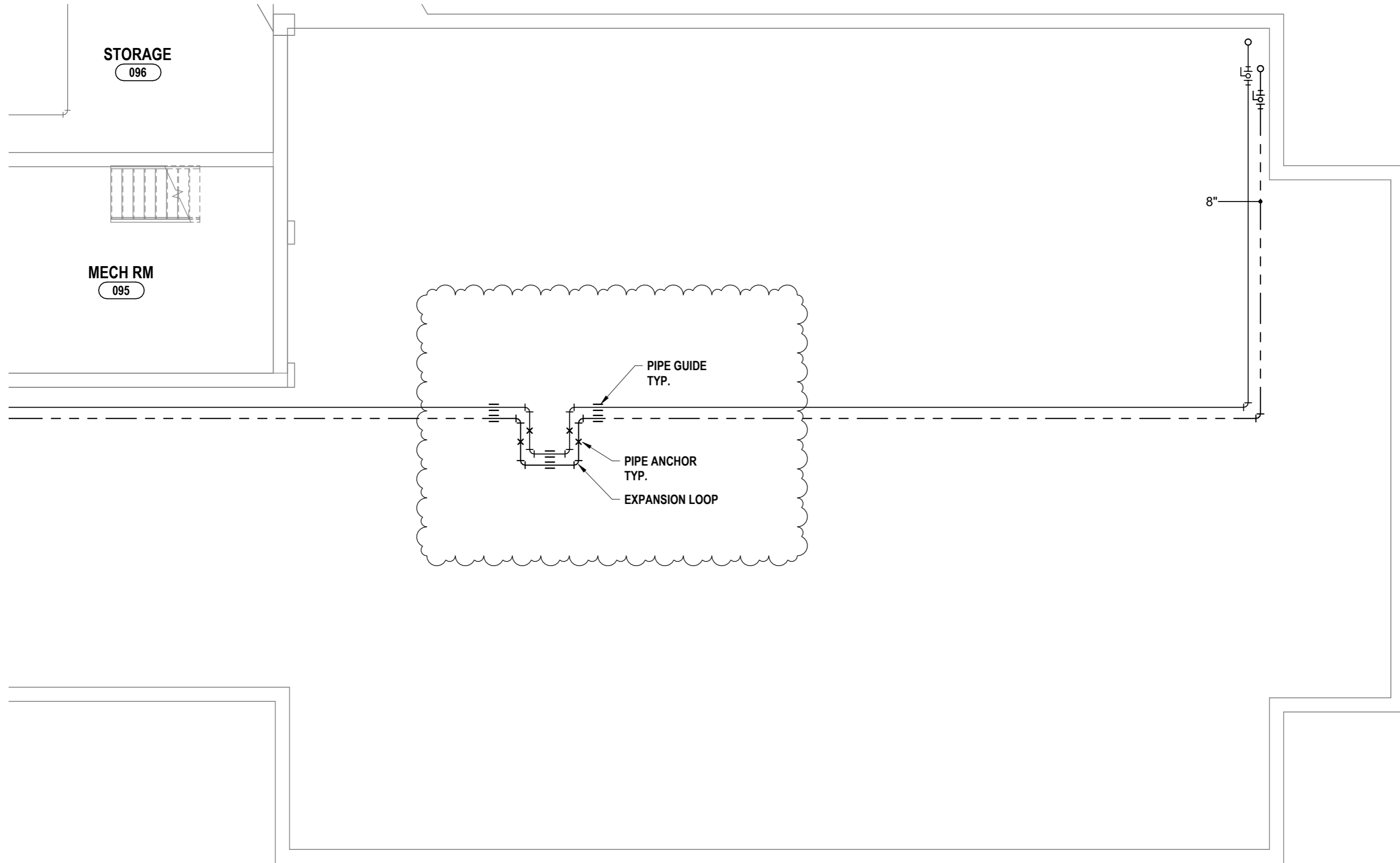
AD2-H2

DATE:
03/25/26

PROJECT NO:
2012-255



1 BC - CW MAKEUP ASSEMBLY SCHEMATIC
N.T.S.



1 FS - MODIFICATIONS TO BASEMENT PIPING
1/8" = 1'-0"

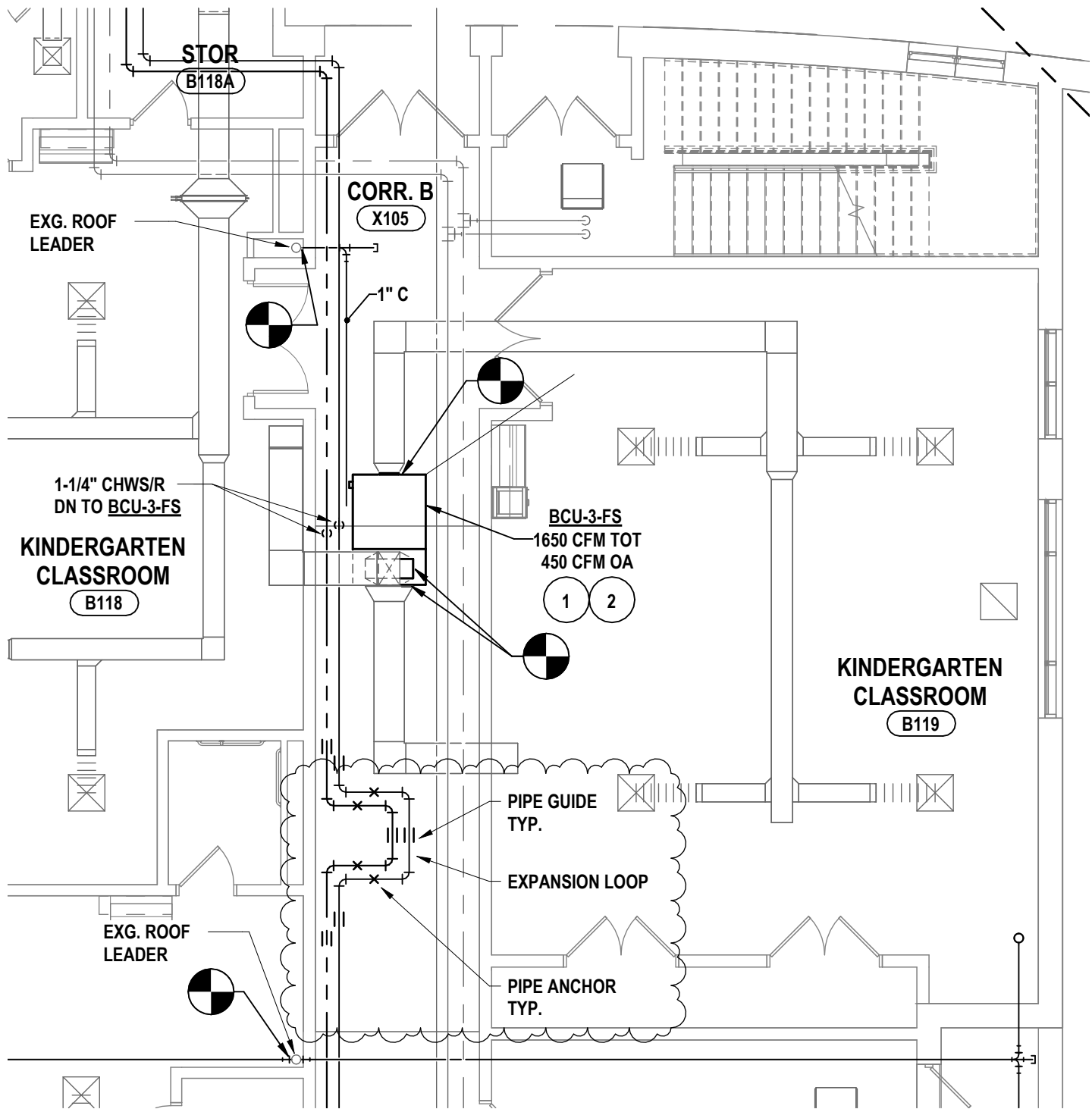
DRAWN BY: KTK
CHECKED BY: JLG
DATE: 03/25/26
Copyright: 2026

"IT IS A VIOLATION OF THE LAW FOR ANY PERSON TO MAKE UNAUTHORIZED ALTERATIONS OR ADDITIONS TO PLANS BEARING A LICENSED ENGINEER'S, ARCHITECT'S OR SURVEYOR'S SEAL."

HUNT ENGINEERS | ARCHITECTS | SURVEYORS
ALBANY, NY - BINGHAMTON, NY - HORSEHEADS, NY - ROCHESTER, NY
TOWANDA, PA - WILLIAMSPORT, PA
WWW.HUNT-EAS.COM 607-358-1000
NY CERTIFICATE NO. 0018220 PA CERTIFICATE NO. TSC2203131464-1

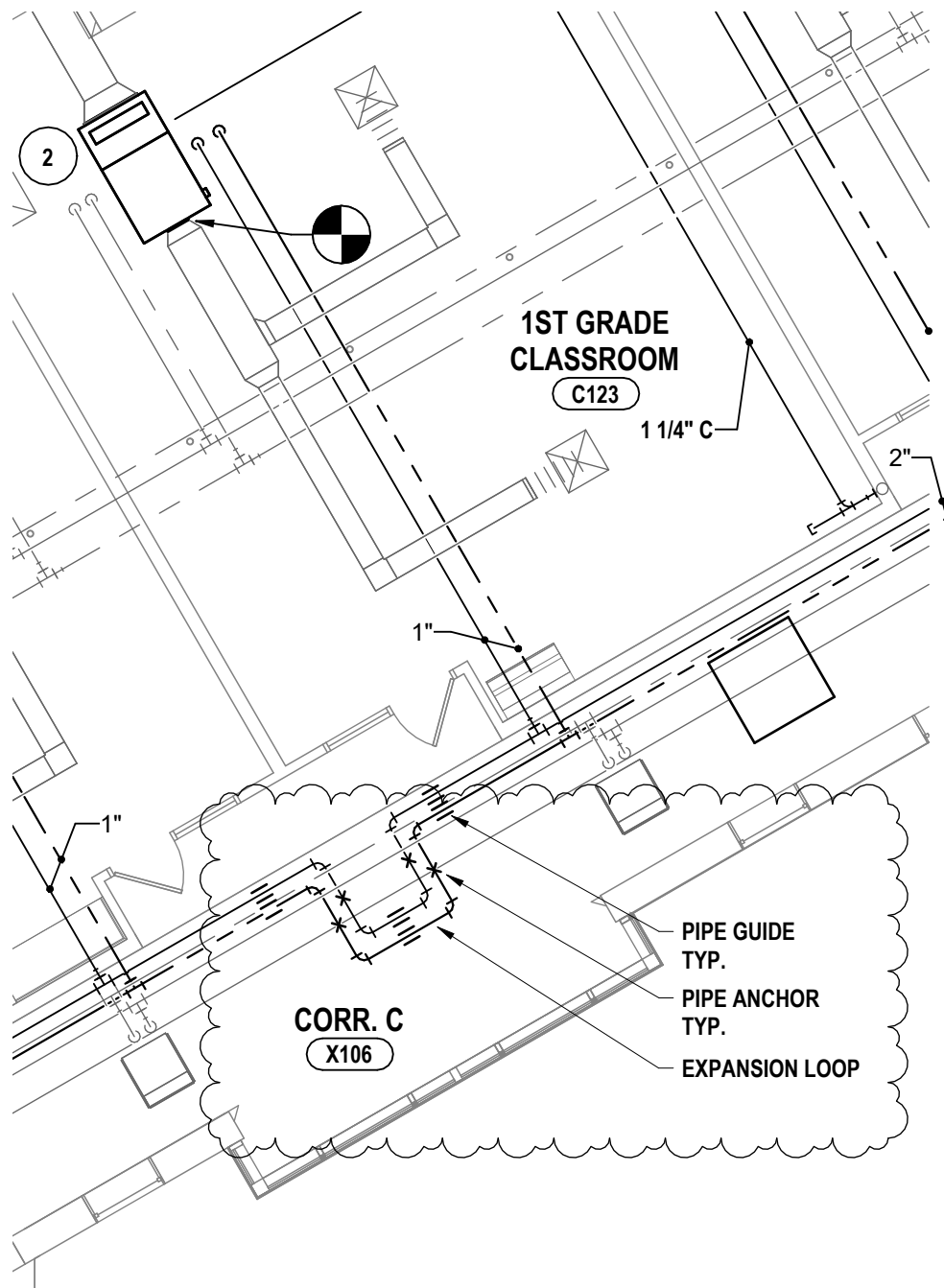
FS - MODIFICATIONS TO BASEMENT PIPING
ELEMENTARY SCHOOLS 2026 RENOVATIONS
ELMIRA CITY SCHOOL DISTRICT
430 W Washington Ave, Elmira, NY 14901

AD2-H4
PROJECT NO: 2012-255



1 FS - MODIFICATIONS TO FIRST FLOOR PIPING - AREA B
 1/8" = 1'-0"

<p>FS - MODIFICATIONS TO FIRST FLOOR PIPING - AREA B ELEMENTARY SCHOOLS 2026 RENOVATIONS ELMIRA CITY SCHOOL DISTRICT 430 W Washington Ave, Elmira, NY 14901</p>	<p>HUNT ENGINEERS ARCHITECTS SURVEYORS ALBANY, NY - BINGHAMTON, NY - HORSEHEADS, NY - ROCHESTER, NY TOWANDA, PA - WILLIAMSPORT, PA WWW.HUNT-EAS.COM 607 - 358 - 1000 NY CERTIFICATE NO. 0018220 PA CERTIFICATE NO. TSC2203131464-1</p>	<p>AD2-H5</p> <p>DATE: 03/25/26</p> <p>PROJECT NO: 2012-255</p>
---	---	--



1 FS - MODIFICATIONS TO FIRST FLOOR PIPING - AREA C
1/8" = 1'-0"

FS - MODIFICATIONS TO FIRST FLOOR PIPING - AREA C
ELEMENTARY SCHOOLS 2026 RENOVATIONS
ELMIRA CITY SCHOOL DISTRICT

430 W Washington Ave, Elmira, NY 14901

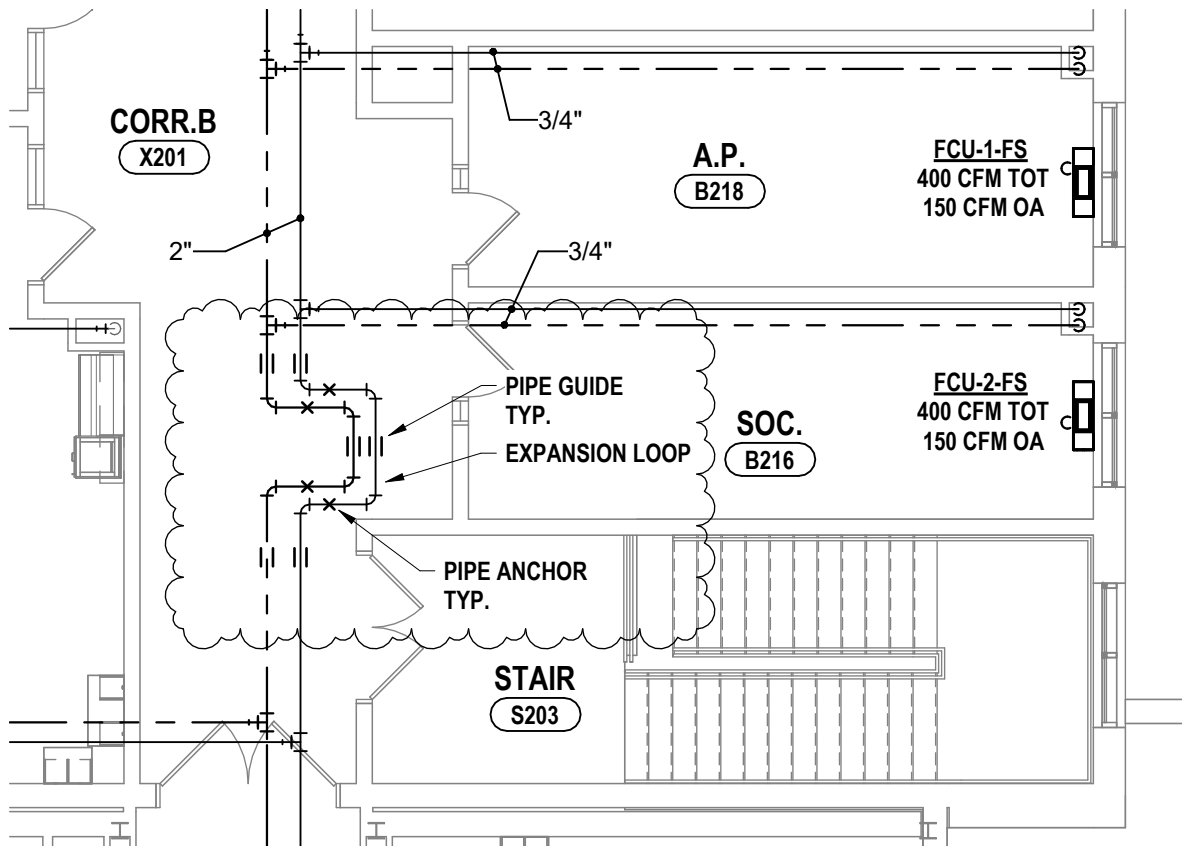
Copyright: 2026

HUNT ENGINEERS | ARCHITECTS | SURVEYORS
 ALBANY, NY - BINGHAMTON, NY - HORSEHEADS, NY - ROCHESTER, NY
 TOWANDA, PA - WILLIAMSPORT, PA
 WWW.HUNT-EAS.COM 607 - 358 - 1000
 NY CERTIFICATE NO. 0018220 PA CERTIFICATE NO. TSC2203131464-1

AD2-H6

DATE:
03/25/26

PROJECT NO:
2012-255



1 FS - MODIFICATIONS TO SECOND FLOOR PIPING - AREA B
 1/8" = 1'-0"

FS - MODIFICATIONS TO SECOND FLOOR PIPING - AREA B
ELEMENTARY SCHOOLS 2026 RENOVATIONS
ELMIRA CITY SCHOOL DISTRICT

430 W Washington Ave, Elmira, NY 14901

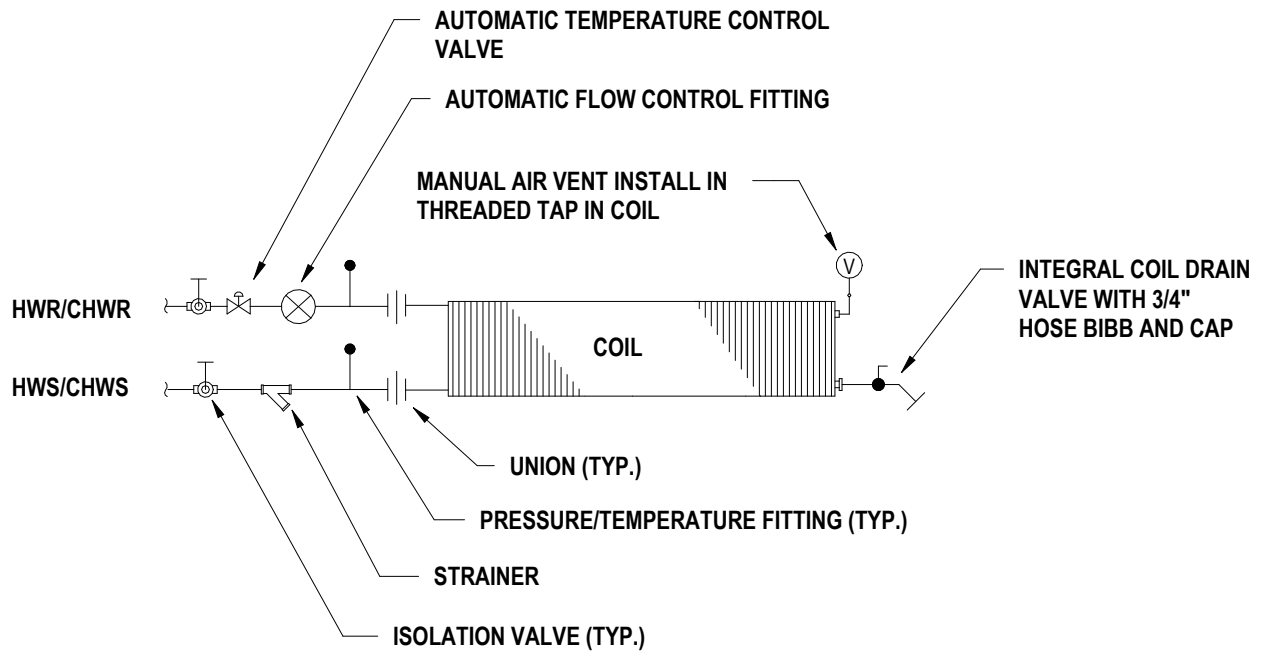
Copyright: 2026

HUNT ENGINEERS | ARCHITECTS | SURVEYORS
 ALBANY, NY - BINGHAMTON, NY - HORSEHEADS, NY - ROCHESTER, NY
 TOWANDA, PA - WILLIAMSPORT, PA
 WWW.HUNT-EAS.COM 607 - 358 - 1000
 NY CERTIFICATE NO. 0018220 PA CERTIFICATE NO. TSC2203131464-1

AD2-H7

DATE:
03/25/26

PROJECT NO:
2012-255

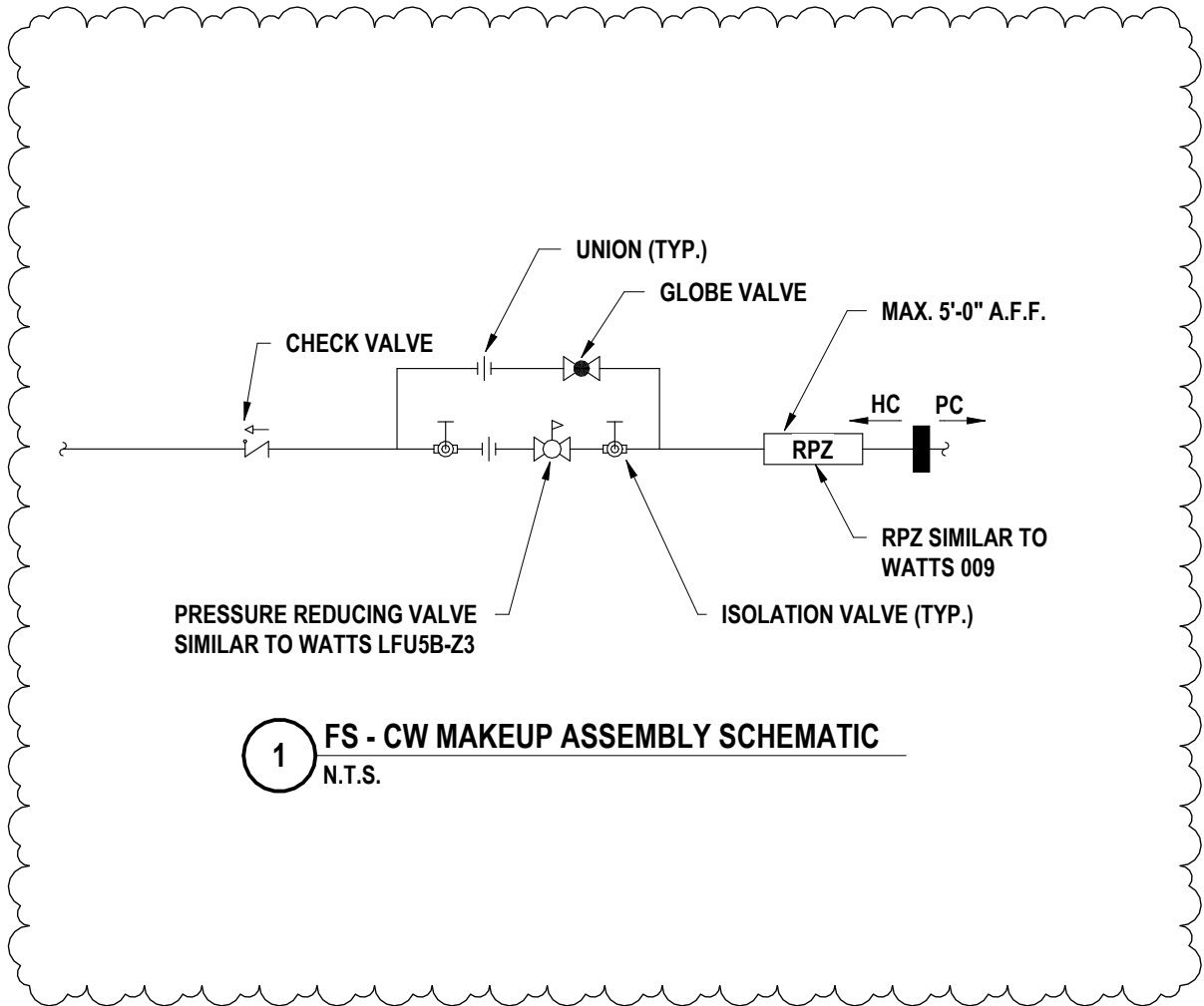


1 FS - TYPICAL 2-WAY COIL PIPING SCHEMATIC (HEATING/COOLING)
 1/8" = 1'-0"

FS - TYPICAL 2 WAY COIL PIPING SCHEMATIC (H & C)
ELEMENTARY SCHOOLS 2026 RENOVATIONS
ELMIRA CITY SCHOOL DISTRICT
 430 W Washington Ave, Elmira, NY 14901

HUNT ENGINEERS | ARCHITECTS | SURVEYORS
 ALBANY, NY - BINGHAMTON, NY - HORSEHEADS, NY - ROCHESTER, NY
 TOWANDA, PA - WILLIAMSPORT, PA
 WWW.HUNT-EAS.COM 607 - 358 - 1000
 NY CERTIFICATE NO. 0018220 PA CERTIFICATE NO. TSC2203131464-1

AD2-H8
 DATE:
 03/25/26
 PROJECT NO:
 2012-255



FS - CW MAKEUP ASSEMBLY SCHEMATIC
ELEMENTARY SCHOOLS 2026 RENOVATIONS
ELMIRA CITY SCHOOL DISTRICT

430 W Washington Ave, Elmira, NY 14901

Copyright: 2026

HUNT ENGINEERS | ARCHITECTS | SURVEYORS
 ALBANY, NY - BINGHAMTON, NY - HORSEHEADS, NY - ROCHESTER, NY
 TOWANDA, PA - WILLIAMSPORT, PA
 WWW.HUNT-EAS.COM 607 - 358 - 1000
 NY CERTIFICATE NO. 0018220 PA CERTIFICATE NO. TSC2203131464-1

AD2-H9

DATE:
03/25/26

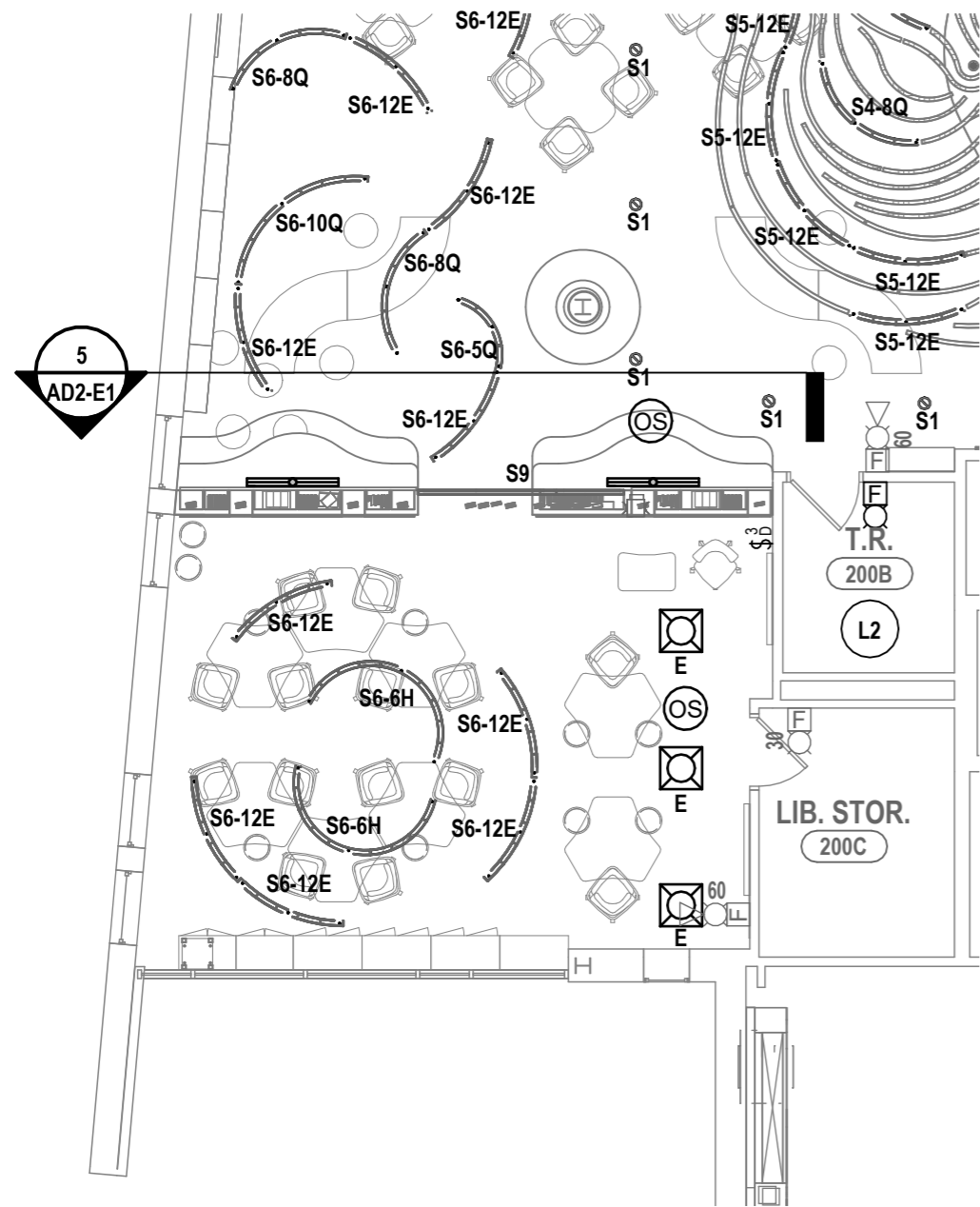
PROJECT NO:
2012-255

"IT IS A VIOLATION OF THE LAW FOR ANY PERSON TO MAKE UNAUTHORIZED ALTERATIONS OR ADDITIONS TO PLANS BEARING A LICENSED ENGINEER'S, ARCHITECT'S OR SURVEYOR'S SEAL."

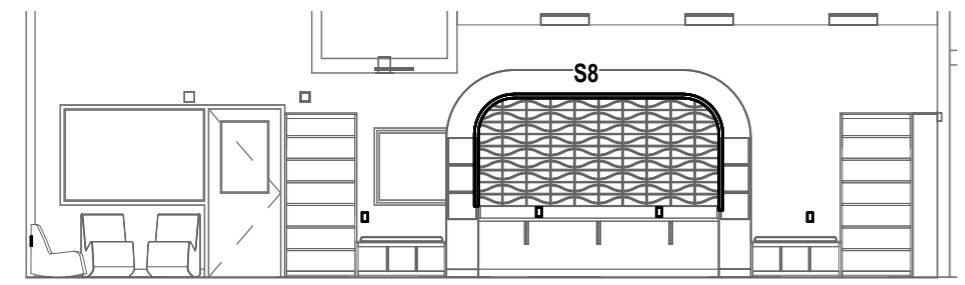
HUNT ENGINEERS | ARCHITECTS | SURVEYORS
 ALBANY, NY - BINGHAMTON, NY - HORSEHEADS, NY - ROCHESTER, NY
 TOWANDA, PA - WILLIAMSPORT, PA
 WWW.HUNT-EAS.COM 607-358-1000
 NY CERTIFICATE NO. 0018220 PA CERTIFICATE NO. TSC2203131464-1

LIBRARY WALL LIGHT FIXTURES
 ELEMENTARY SCHOOLS 2026 RENOVATIONS
 ELMIRA CITY SCHOOL DISTRICT
 430 W Washington Ave, Elmira, NY 14901

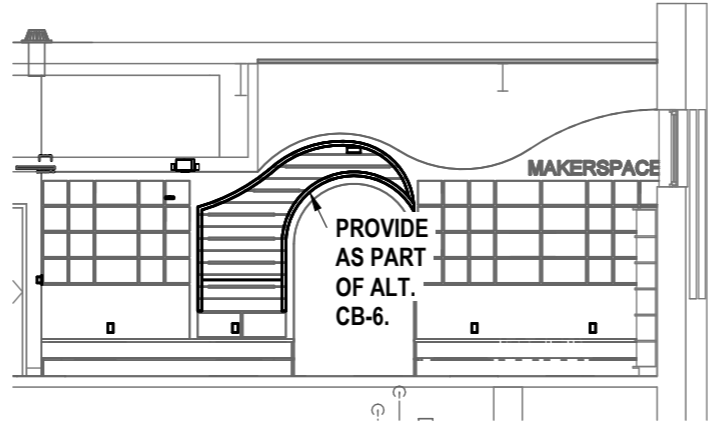
AD2-E1



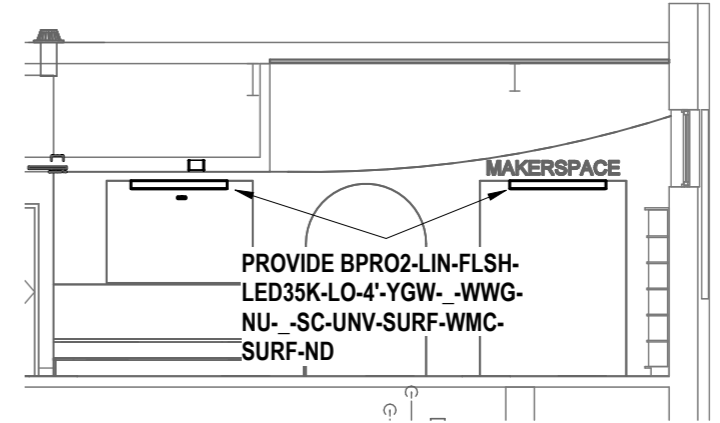
3 SECOND FLOOR LIGHTING PLAN - SOUTH WALL ARCHWAY FIXTURE
 1/8" = 1'-0"



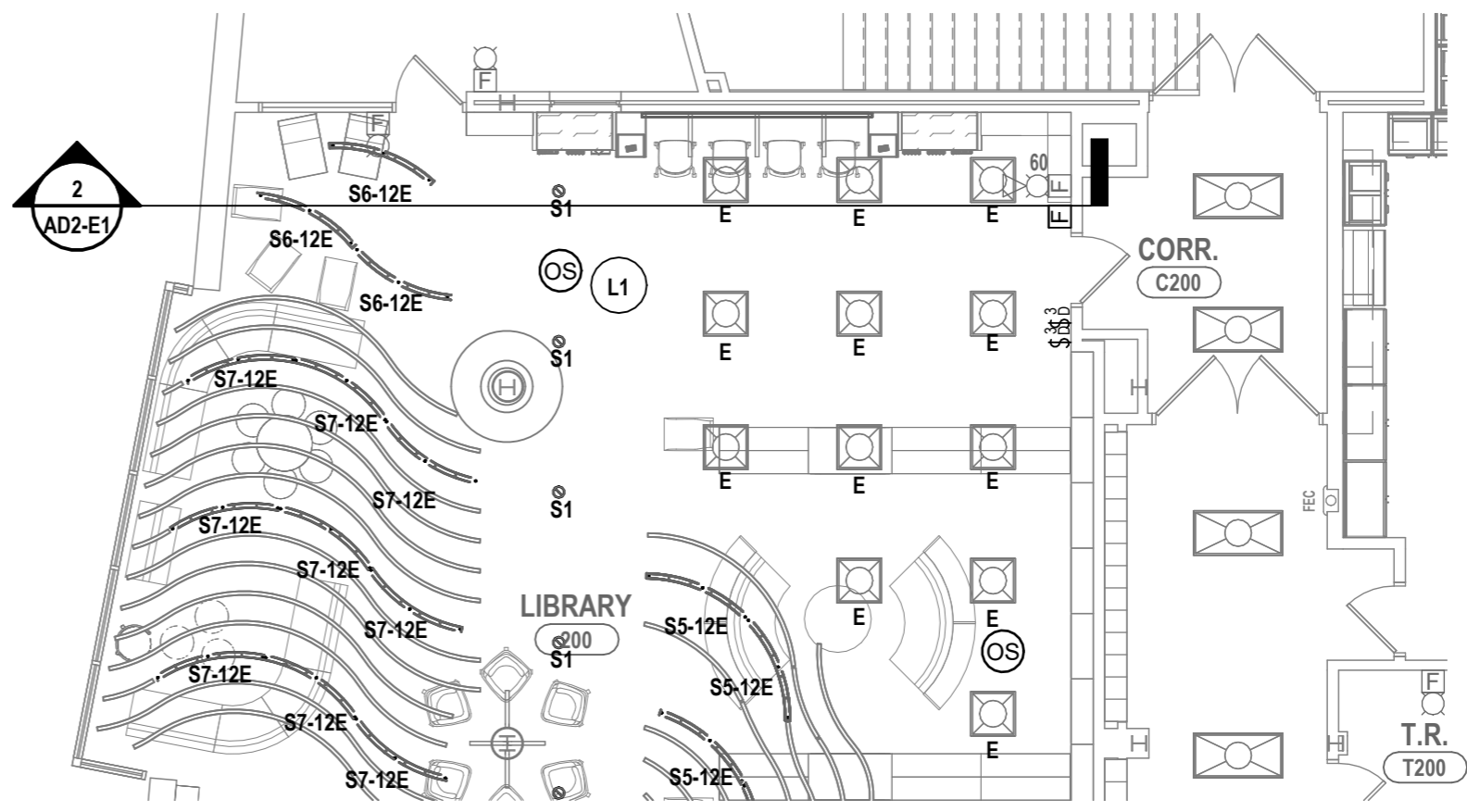
2 NORTH WALL FIXTURE
 1/8" = 1'-0"



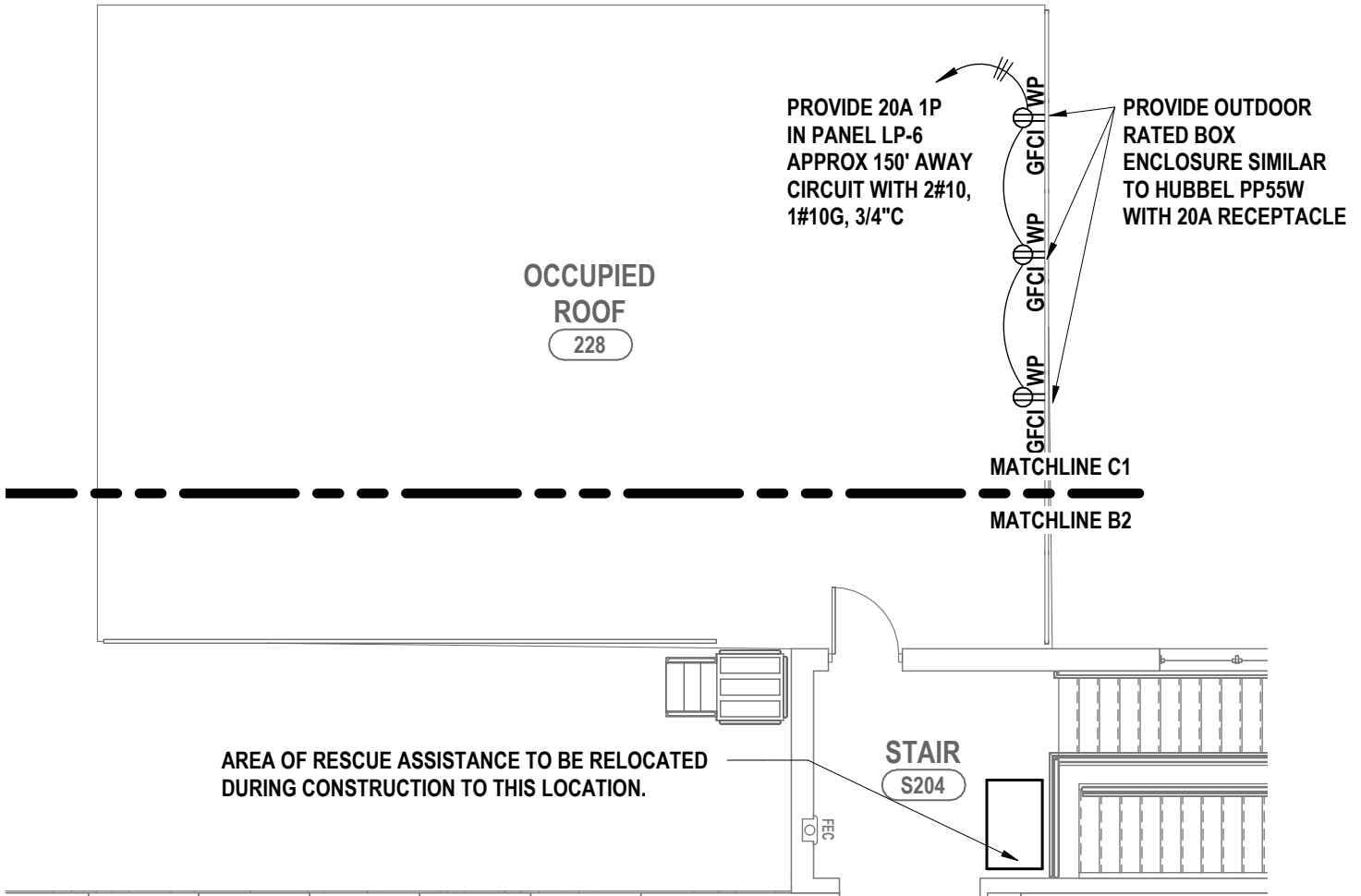
4 MAKERSPACE ENTRANCE ALTERNATE CB-6
 1/8" = 1'-0"



5 MAKERSPACE ENTRANCE BASE BID
 1/8" = 1'-0"



1 SECOND FLOOR LIGHTING PLAN - NORTH WALL LIGHT FIXTURE
 1/8" = 1'-0"



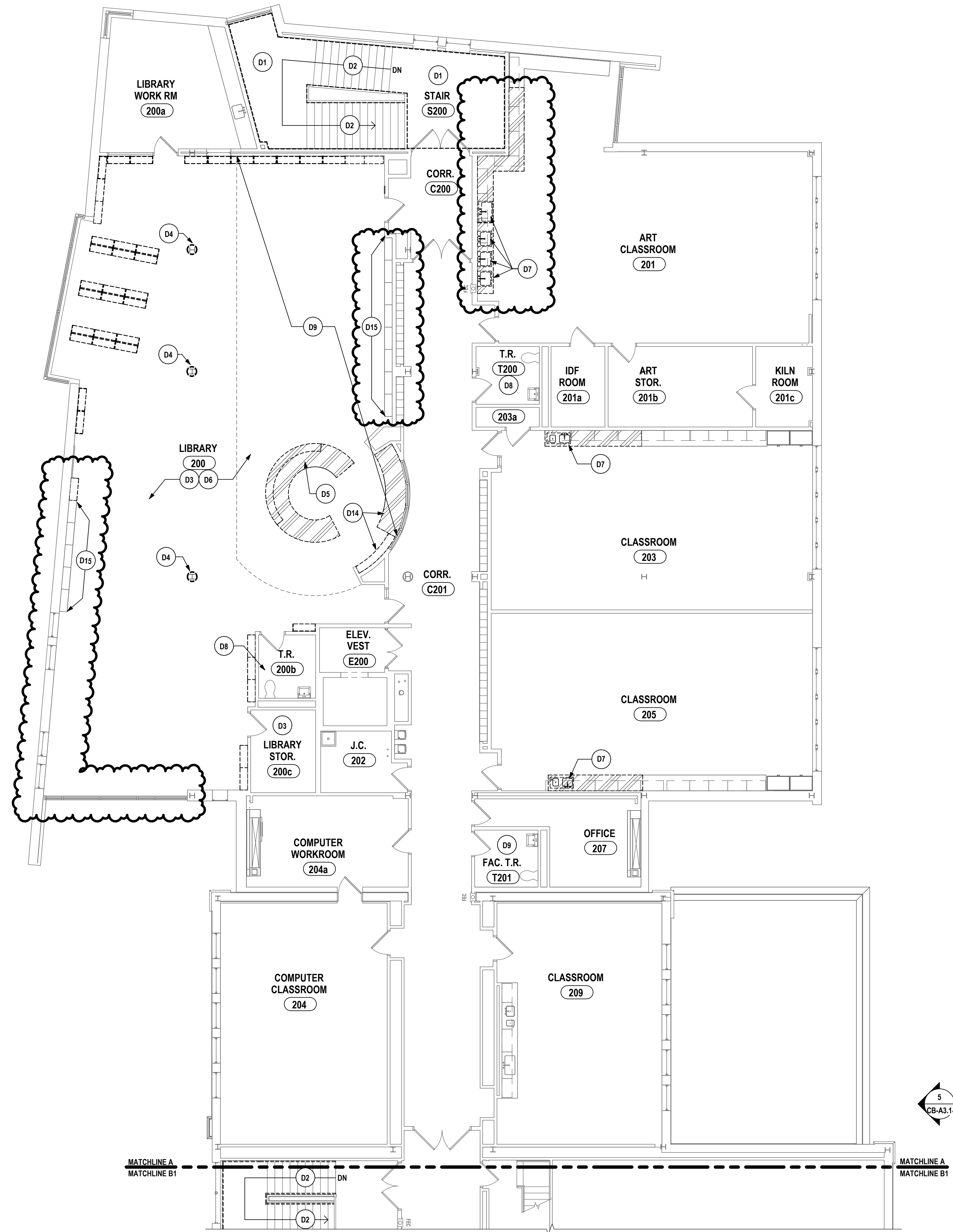
1 SECOND FLOOR POWER PLAN - ALT# CB-1 AD#2
1/8" = 1'-0"

GENERAL DEMO NOTES:

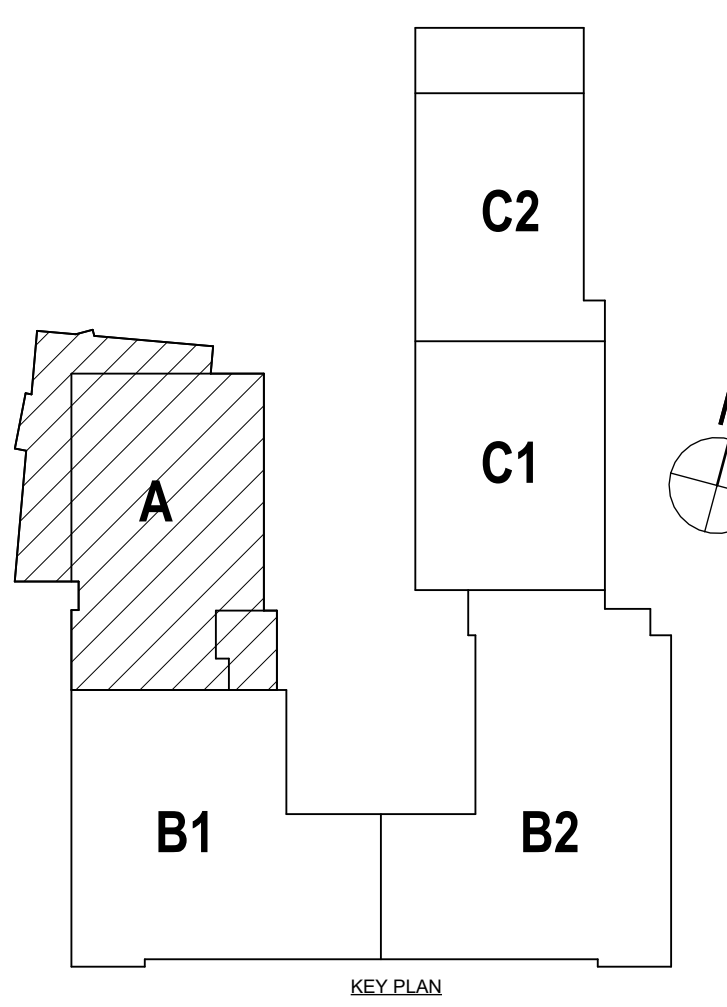
- A NO ASBESTOS CONTAINING MATERIALS HAVE BEEN IDENTIFIED AS PART OF THIS PROJECT. THE OWNER HAS REPORTS IDENTIFYING ACM MATERIALS AND WILL HAVE THESE AVAILABLE FOR CONTRACTORS REFERENCE. IF SUSPECT MATERIAL NOT SCHEDULED IS ENCOUNTERED, STOP WORK IMMEDIATELY. DO NOT DISTURB THE MATERIAL AND NOTIFY THE OWNER'S REPRESENTATIVES.
- B CONTRACTOR TO PROVIDE PROTECTIVE BARRIER AT ALL AREAS OF DEMOLITION. KEEP ALL EXITS FREE AND CLEAR AT ALL TIMES DURING FACILITY OPERATIONS.
- C THE OWNER RESERVES THE RIGHT TO RETAIN ANY REMOVED ITEMS AFTER CONTRACTOR REMOVAL. THE CONTRACTOR SHALL REMOVE FROM THE SITE AND DISPOSE OF ALL REMOVED ITEMS THE OWNER DOES NOT WISH TO RETAIN.
- D CONTRACTOR SHALL PROTECT EXISTING CONSTRUCTION TO REMAIN AS REQUIRED DURING DEMOLITION. PATCH, REPAIR, PAINT OR RE-FINISH EXISTING CONSTRUCTION MATERIALS AND FINISHES DAMAGED DURING DEMOLITION TO THEIR ORIGINAL CONDITION.
- E CONTRACTOR TO COORDINATE THE WORK OF THIS CONTRACT WITH THE WORK OF ALL OTHER CONTRACTED WORK AND WORK PERFORMED BY THE OWNER.
- F DIMENSIONS SHOWN FOR ALL NEW OPENINGS IN EXISTING CONSTRUCTION SHOULD BE COORDINATED WITH THE NEW PLANS AND EXISTING CONDITIONS IN THE FIELD.
- G ITEMS SHOWN ARE INTENDED TO GIVE APPROXIMATE QUANTITY, LOCATION AND TYPE. CONTRACTOR IS RESPONSIBLE FOR VERIFYING ACTUAL QUANTITIES AND EXISTING FIELD CONDITIONS IN ORDER TO COMPLETE THE WORK.
- H COORDINATE ANY WALL/FLOOR REPAIR/FILL THAT IS CAUSED BY THE REMOVAL OF EQUIPMENT BY OTHER PRIME CONTRACTORS AND PREPARE SURFACE TO RECEIVE NEW FINISHES.
- I REMOVE EXISTING WOOD BLOCKING FOR EXISTING WALL MOUNTED EQUIPMENT AND/OR DEVICES THAT INTERFERE WITH NEW WORK OR NEW ROOM FINISHES AND WALL TREATMENTS. TYPICAL FOR ALL AREAS.
- J MAINTAIN EXISTING STRUCTURAL SYSTEMS AT ALL TIMES. PROVIDE TEMPORARY SHORING AND BRACING AT LOCATIONS WHERE THE EXISTING STRUCTURE IS BEING MODIFIED. PROTECT THE EXISTING STRUCTURE SCHEDULED TO REMAIN FROM DAMAGE DURING DEMOLITION. MAINTAIN SHORING AND BRACING UNTIL THE NEW STRUCTURE IS INSTALLED AND READY TO ACCEPT LOADS.
- K GRINDING OF CONCRETE FLOORS AND SUBSTRATES OF DIFFERENT HEIGHTS IN THE SAME AREA IS REQUIRED AT WALL REMOVALS AND NEW DOORS IN EXISTING WALLS TO ALLOW THE NEW FINISHES TO ALIGN BETWEEN ADJACENT ROOMS AND ADJACENT ROOMS THAT BECOME ONE ROOM.
- L ROOM NUMBERS INDICATED ARE EXISTING BUILDING NUMBERS. REFER TO NEW FLOOR PLANS FOR NEW ROOM NUMBERING.
- M EXISTING BRICK VENEER SCHEDULED FOR DEMOLITION IS TO BE REMOVED WITH CARE, SALVAGED, CLEANED AND STORED FOR RE-USE (TOOTH-IN PATCHING) IN DIFFERENT LOCATIONS OF THE BUILDING AS REQUIRED.

DEMOLITION NOTES:

- D1 REMOVE RUBBER FLOORING IN ITS ENTIRETY.
- D2 REMOVE RUBBER STAIR TREAD IN THEIR ENTIRETY.
- D3 REMOVE CARPET FLOORING AND WALL BASE IN THEIR ENTIRETY.
- D4 REMOVE GYPSUM PARTITION COLUMN WRAP IN ITS ENTIRETY TO GYPSUM SOFFIT ABOVE.
- D5 REMOVE BUILT-IN LIBRARY CIRCULATION DESK & ACCOMPANYING SOFFIT IN THEIR ENTIRETY.
- D6 REMOVE LIBRARY BOOKSHELVES, CASEWORK, MARKERTACKBOARDS, & SIGNAGE IN THEIR ENTIRETY. SALVAGE AND TURN OVER ALL TO OWNER.
- D7 REMOVE SINK BASE CASEWORK AND COUNTERTOP IN THEIR ENTIRETY. PREPARE SURFACE FOR NEW CASEWORK. EXISTING CASEWORK UNDER COUNTERTOP TO REMAIN WHERE SHOWN IN INTERIOR ELEVATIONS. SEE SHEET A5.1.
- D8 REMOVE TECTUM CEILING IN ITS ENTIRETY. PREPARE SURFACE FOR NEW CEILING.
- D9 REMOVE SUSPENDED CEILING SYSTEMS IN THEIR ENTIRETY. EXISTING SOFFITS TO REMAIN. REPAIR DAMAGED SURFACES SCHEDULED TO REMAIN.
- D10 REMOVE STEEL FLOOR MOUNTED HANDRAIL DOWN TO CONC SUBFLOOR. GRIND SMOOTH AND PREPARE TO RECEIVE NEW FLOORING OVER.
- D11 REMOVE WOOD WALL / GARDRAIL MOUNTED HANDRAIL IN THEIR ENTIRETY.
- D12 ALTH CB-1; REMOVE TOP TWO (2) COURSES OF CMU. TEMPORARILY SUPPORT ROOF STRUCTURE AS NEEDED. PREPARE FOR INSTALL OF 1" BONDREAM.
- D13 ALTH CB-1; PROVIDE NEW OPENING IN EXTERIOR MASONRY WALL FOR NEW DOOR, FRAME AND, LINTEL. REFER TO LINTEL SCHEDULE FOR SIZE AND TYPE.
- D14 REMOVE COUNTERTOP IN ITS ENTIRETY.
- D15 EXISTING CASEWORK TO REMAIN.



1 SECOND FLOOR DEMOLITION PLAN - AREA A
1/8" = 1'-0"



FS: 07-06-00-01-0-008-010, CB: 07-06-00-01-0-002-020, BC: 07-06-00-01-0-005-010, ED: 07-06-00-01-0-038-014

SECOND FLOOR DEMOLITION PLAN - AREA A
ELEMENTARY SCHOOLS 2026 RENOVATIONS
ELMIRA CITY SCHOOL DISTRICT
430 W Washington Ave, Elmira, NY 14901

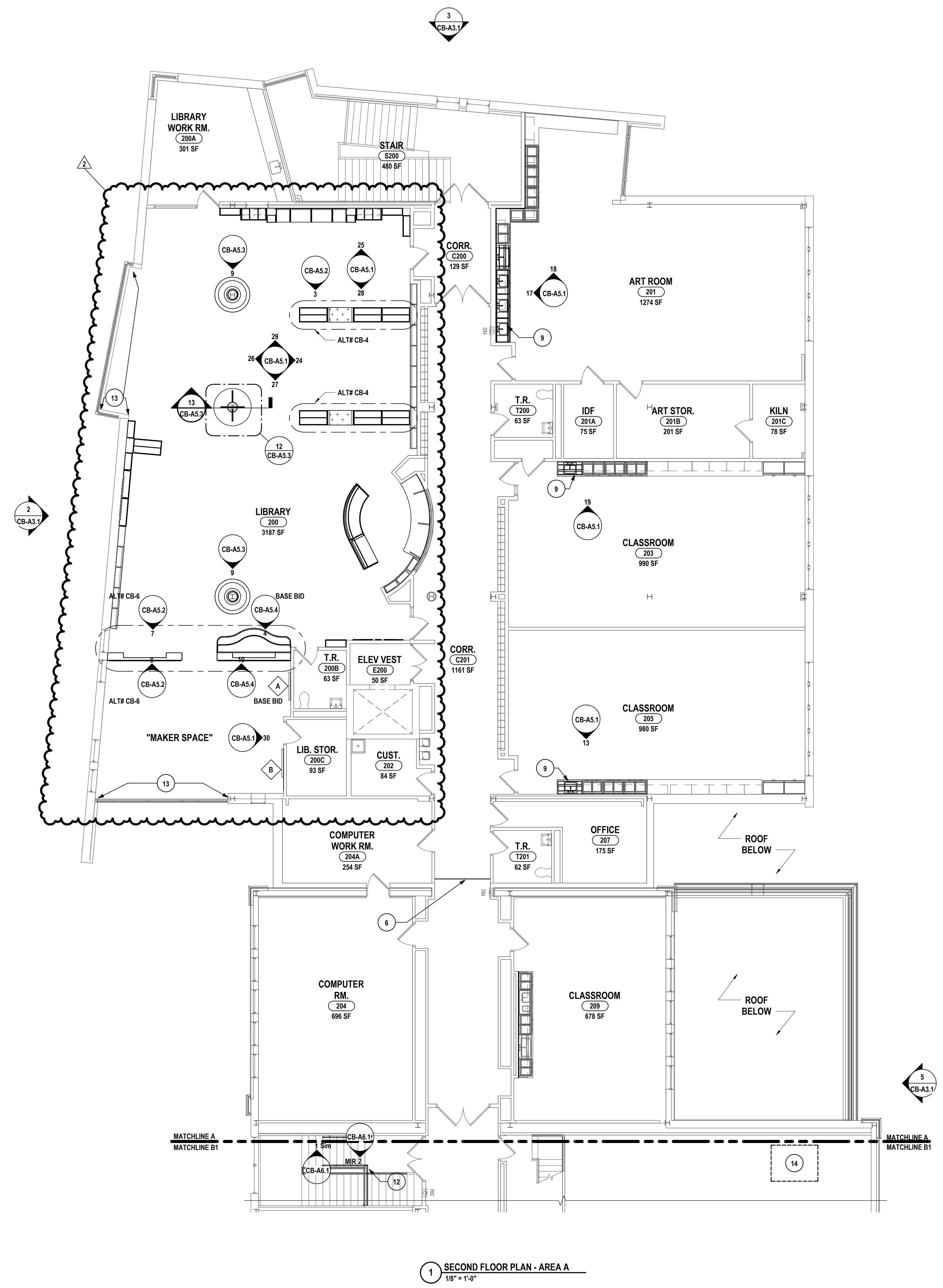
CB-A0.7

PROJECT NO: 2012-255

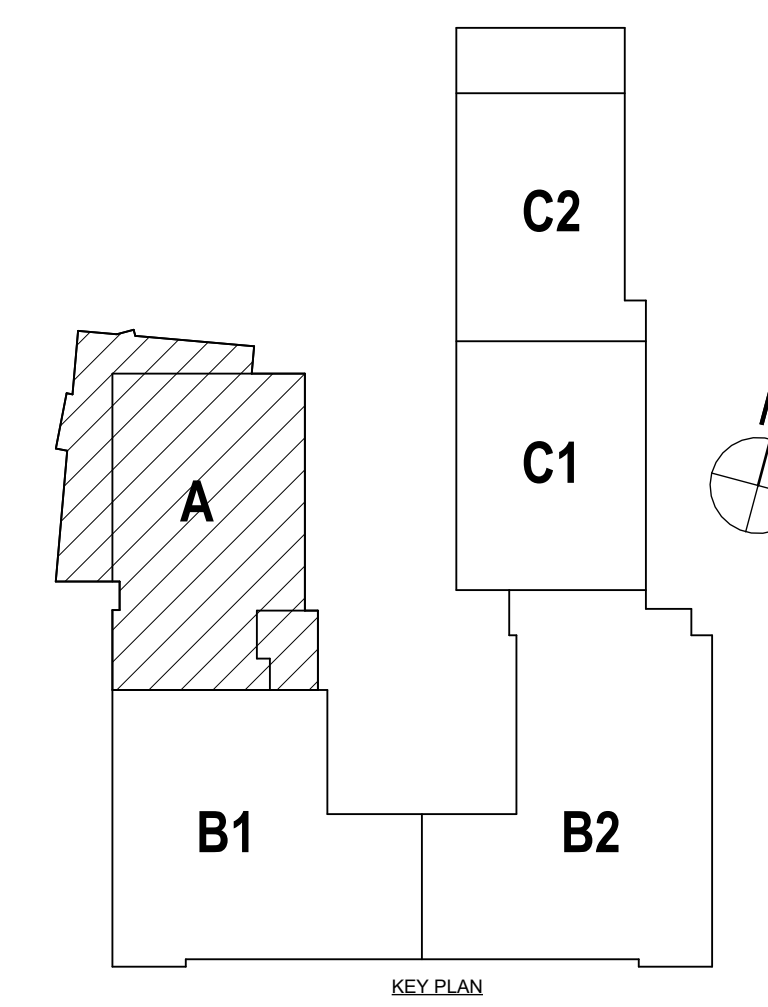
HUNT ENGINEERS | ARCHITECTS | SURVEYORS
HORSEHEADS, NY 607-458-1000 ROCHESTER, NY 585-337-7668 TOWNANDA, PA 470-265-6688
BINGHAMTON, NY 607-798-8881 ALBANY, NY 607-798-8881
WWW.HUNTEAS.COM
NY CERTIFICATE NO. 0016250 PA CERTIFICATE NO. TSC220313464-1

#	DATE:	1/02/2026	LAV
	ISSUED FOR:	ADDITION #2	
#	DATE:	12/12/2025	CP
	CHECKED BY:		
DESCRIPTION OF REVISION:			
1			
2			

IT IS A VIOLATION OF THE LAW FOR ANY PERSON TO MAKE UNAUTHORIZED ALTERATIONS OR ADDITIONS TO PLANS DRAWN BY A LICENSED ENGINEER, ARCHITECT OR SURVEYOR.



1 SECOND FLOOR PLAN - AREA A
1/8" = 1'-0"



KEY PLAN

GENERAL NOTES:

- A THE CONTRACTOR IS RESPONSIBLE FOR ALL WORK REQUIRED TO IMPLEMENT THE WORK OF THE CONTRACT, REGARDLESS OF WHETHER SPECIFICALLY INDICATED OR NOT, UNLESS NOTED OTHERWISE.
- B THE CONTRACTOR SHALL VERIFY ALL DIMENSIONS AND EXISTING CONDITIONS IN THE FIELD PRIOR TO COMMENCING ANY WORK AND NOTIFY ARCHITECT IMMEDIATELY IF ANY DISCREPANCIES ARE FOUND.
- C THE CONTRACTOR SHALL COORDINATE THE WORK OF THIS CONTRACT WITH THE WORK OF ALL OTHER CONTRACTED WORK AND WORK PERFORMED BY THE OWNER.
- D ALL NEW DOOR FRAMES INSTALLED IN METAL STUD OR MASONRY PARTITIONS SHALL BE MOUNTED 4" FROM ADJACENT WALLS (6" TO DOOR), TOOTH IN CMU BLOCK AND ANCHORS AT DOORS IN EXISTING CMU WALLS, UNLESS NOTED OR DETAILED OTHERWISE.
- E WHERE NEW DOORS ARE LOCATED IN EXISTING CORRIDOR WALLS, FLOORING, BASE AND WALL SHALL BE PATCHED TO MATCH EXISTING OR NEW CORRIDOR FINISHES. REFER TO FINISH KEY.
- F PROVIDE SOLID WOOD BLOCKING OR METAL STRAPPING AS REQUIRED IN METAL STUD WALLS AT ALL WALL MOUNTED EQUIPMENT AND ACCESSORIES INCLUDING FURNITURE FIXTURES AND EQUIPMENT. COORDINATE WITH THE WORK OF ALL OTHER CONTRACTED WORK AND WORK PERFORMED BY THE OWNER.
- G ITEMS SHOWN ARE INTENDED TO GIVE APPROXIMATE QUANTITY, LOCATION & TYPE. THE CONTRACTOR IS RESPONSIBLE FOR VERIFYING ACTUAL QUANTITY & EXISTING FIELD CONDITIONS.
- H ALL DIMENSIONS ARE TAKEN FROM FACE OF WALL TO FACE OF WALL, UNLESS NOTED OTHERWISE.
- I THERE SHALL BE A MINIMUM OF 1'-0" CLEAR FLOOR SPACE ON THE FULL SIDE OF ALL NEW DOORS; THERE SHALL BE A MINIMUM OF 1'-0" CLEAR FLOOR SPACE ON THE PUSH SIDE OF ALL NEW DOORS.
- J THE WHEELCHAIR SYMBOL INDICATES HANDICAP ACCESSIBLE MOUNTED FIXTURE ELEVATION AND SHALL CONFORM WITH CABOJANSI A117.1 AND ADAAG.
- K EXTEND ALL NEW PARTITIONS TO DECK ABOVE, UNLESS NOTED OTHERWISE.
- L ALL FINISHED ASSEMBLIES ARE REQUIRED TO BE PROTECTED DURING THE COURSE OF CONSTRUCTION. ALL FINISHED ASSEMBLIES DAMAGED DURING THE COURSE OF CONSTRUCTION ARE REQUIRED TO BE REPLACED OR REPAIRED AT THE ARCHITECT'S DIRECTION.

PLAN DRAWING NOTES:

- 1 PROVIDE HANDICAP ACCESSIBLE GRAB BARS AND TOILET ROOM ACCESSORIES AS SHOWN ON PLANS.
- 2 PROVIDE WALL INFILL TO MATCH EXISTING WALL CONSTRUCTION WHERE HVAC EQUIPMENT WAS REMOVED.
- 3 INFILL EXISTING MASONRY OPENING TO MATCH EXISTING WALL CONSTRUCTION & THICKNESS, UNLESS NOTED OTHERWISE. TOOTH IN NEW OR SALVAGED MASONRY WITH EXISTING. MATCH EXISTING FINISHES OR PREPARE SUBSTRATE AS REQUIRED TO ACCEPT NEW FINISHES.
- 4 COAT FLOOR IN ITS ENTIRETY AND 2'-0" FOUNDATION WALL (PLAN NORTH WALL) WITH CRYSTALLINE WATERPROOFING SYSTEM W/ BASIS OF DESIGN AS XYBEX WATERPROOFING SYSTEM.
- 5 PROVIDE NEW ELEVATOR DOOR OPERATOR.
- 6 PROVIDE FLOOR EXPANSION JOINT COVER TO EXTENTS SHOWN ON PLANS.
- 7 PROVIDE WALL EXPANSION JOINT COVER FROM FLOOR TO CEILING.
- 8 PROVIDE STEEL ROOF DECK SUPPORT AT EXISTING ROOF HATCH. REFER TO DETAIL 11/CB-S2.1.
- 9 PROVIDE SINK BASE AND COUNTERTOP.
- 10 SCRAPE MORTAR AND REPOINT LOOSE CMU AT DOOR LINTLE. PAINT TO MATCH EXISTING.
- 11 PROVIDE 1 1/2" DIAMETER STEEL HANDRAILS BOTH SIDES OF STAIR. SPECIES, REFER TO DETAILS ON CB-A6.1.
- 12 RECAULK PERIMETER OF STOREFRONT, INT. AND EXT.
- 14 PROVIDE STRUCTURAL SUPPORT AND DECK INFILL PER DETAIL 11 OR 12/CB-S2.1. COORDINATE WORK WITH ROOFING PRIME.

DATE:	12/22/2025	LAY
CHECKED BY:	KAB	CHK
PHASE:	CD	CD
DESCRIPTION OF REVISION:		
#	DATE	ISSUED FOR BID
1	12/22/2025	ADDITION #2
2	12/22/2025	

HUNT ENGINEERS ARCHITECTS | SURVEYORS

HORSEHEADS, NY 607-268-1000 ROCKY HILLS, NY 860-337-7500 TOYAHVALLE, PA 670-265-4666
 BINGHAMTON, NY 607-798-8881 ALBANY, NY 607-798-8881
 WWW.HUNTEAS.COM NY CERTIFICATE NO. 0016250 PA CERTIFICATE NO. TSC22020313464-1

SECOND FLOOR PLAN - AREA A

ELEMENTARY SCHOOLS 2026 RENOVATIONS

ELMIRA CITY SCHOOL DISTRICT

430 W Washington Ave, Elmira, NY 14901

CB-A1.7

PROJECT NO: 2012-255

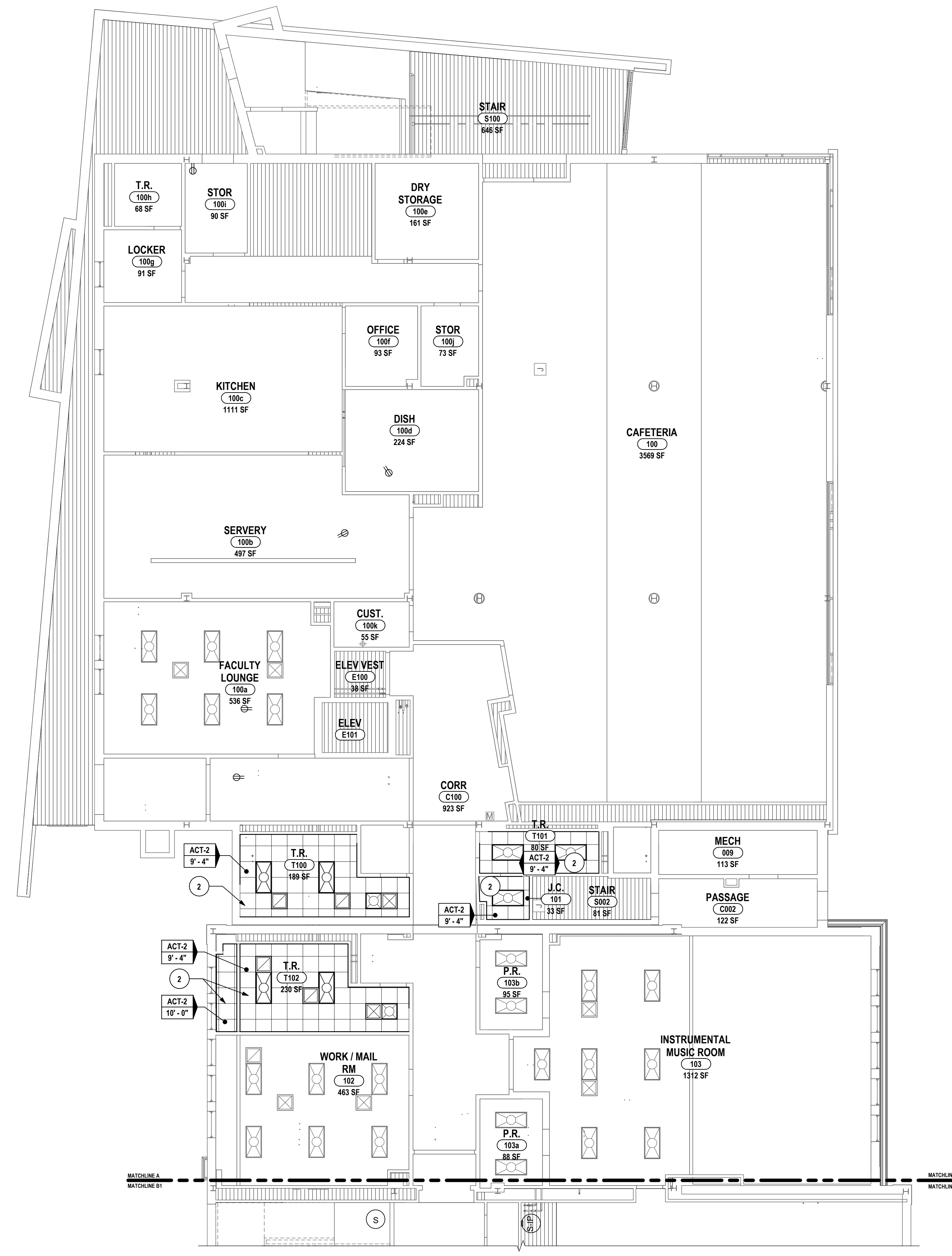
FS: 07-06-00-01-0-008110; CB: 07-06-00-01-0-002020; BC: 07-06-00-01-0-005510; ED: 07-06-00-01-0-008034

GENERAL CEILING NOTES:

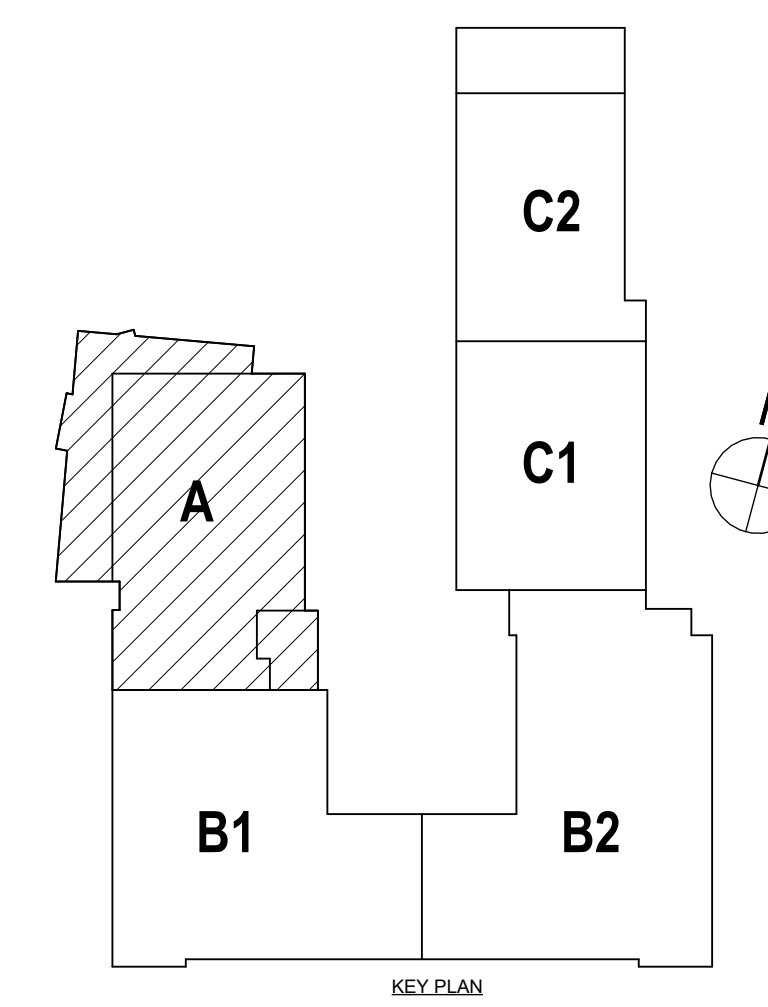
- A ALL EXPOSED GYPSUM WALL BOARD SHALL BE PAINTED, UNLESS NOTED OTHERWISE.
- B REFER TO FINISH KEY AND SCHEDULE FOR INDIVIDUAL CEILING TYPES AND SPECIFIED LOCATIONS.
- C ALL NEW CEILING SYSTEMS TO BE INSTALLED DIRECTLY TO STRUCTURE. SUPPORT WIRES FOR SUSPENDED CEILING ASSEMBLY SHALL NOT BE TIED TO ANY MECHANICAL, ELECTRICAL, PLUMBING OR FIRE PROTECTION PIPING OR EQUIPMENT.
- D CENTER ALL DEVICES WITHIN CEILING GRID. COORDINATE WITH THE WORK OF ALL PRIME CONTRACTORS.
- E ARCHITECTURAL DRAWINGS TAKE PRECEDENCE OVER ENGINEERING DRAWINGS FOR LOCATION OF LIGHT FIXTURES AND MECHANICAL EQUIPMENT. COORDINATE WITH ALL OTHER PRIME CONTRACTORS.
- F CEILING GRID TO BE CENTERED WITHIN ROOMS, UNLESS NOTED OTHERWISE.
- G INSTALL TRIMLESS ACCESS PANELS FURNISHED BY OTHER PRIME CONTRACTORS FOR GYPSUM WALL BOARD CEILING AREAS. COORDINATE SIZE, LOCATION, AND QUANTITY OF ACCESS PANELS WITH OTHER PRIME CONTRACTORS FOR ACCESS REQUIRED ABOVE HARD CEILING.
- H PAINT ALL EXPOSED CONDUITS, JUNCTION BOXES, ELECTRICAL ITEMS (NOT FACTORY FINISHED), SPRINKLER LINES, MECHANICAL DUCTWORK AND PIPING UNLESS NOTED OTHERWISE. REFER TO FINISH KEY FOR COLORS.

RCP DRAWING NOTE:

- 1 REINSTALL STORED EXISTING CEILING SYSTEM AND ALL FIXTURES. MATCH EXISTING LAYOUT AND CONFIGURATION.
- 2 NEW CEILING TO MATCH ADJACENT EXISTING CEILING HEIGHT.
- 3 GYPSUM SOFFITS TO BE FLUSH WITH ADJACENT ACT CEILING HEIGHT. REFER TO FINISH KEY FOR PAINT COLOR.
- 4 SPRAY APPLIED FIREPROOFING AT ROOF DECK AND FRAMING TO THE EXTENTS SHOWN BY HATCH ON PLAN.
- 5 ALING LIGHTING AND ACOUSTIC BAFFLE SYSTEMS TO CENTER POINT OF EXISTING CURVED PARTITIONS.
- 6 ACT ASSEMBLY AT SAME HEIGHT AND SLOPE AS EXISTING CEILING.
- 7 PARTIALLY REMOVE & SALVAGE ACT AS REQUIRED BY WORK OF CONTRACT.
- 8 OPEN TO ABOVE. PAINT ALL EXPOSED COMPONENTS, INCLUDING BUT NOT LIMITED TO: STRUCTURE, DECK CONDUIT, PIPES, DUCTS, AND ACCESSORIES UNO. REFER TO FINISH SCHEDULE FOR COLORS.



1 FIRST FLOOR REFLECTED CEILING PLAN - AREA A
1/8" = 1'-0"



FS: 07-06-00-01-0-008-010, CE: 07-06-00-01-0-002-020, BE: 07-06-00-01-0-005-010, ED: 07-06-00-01-0-018-014

FIRST FLOOR REFLECTED CEILING PLAN - AREA A
ELEMENTARY SCHOOLS 2026 RENOVATIONS
ELMIRA CITY SCHOOL DISTRICT
430 W Washington Ave, Elmira, NY 14901

CB-A2.1
PROJECT NO: 2012-255

HUNT ENGINEERS | ARCHITECTS | SURVEYORS
HORSEHEADS, NY 687-458-1000 ROCHESTER, NY 585-237-7500 TOYAHVALLE, PA 570-265-4668
BINGHAMTON, NY 607-738-8881 ALBANY, NY 607-738-8881 WWW.HUNTEAS.COM
NY CERTIFICATE NO. 0016250 PA CERTIFICATE NO. TSC22020313464-1

#	DATE:	DESCRIPTION OF REVISION:	DRAWN BY:	LAY
1	10/25/2025	ISSUED FOR BID	CHECKED BY:	KAB
2	10/28/2025	ADDITION #2	DATE:	12/12/2025
			PHASE:	CD

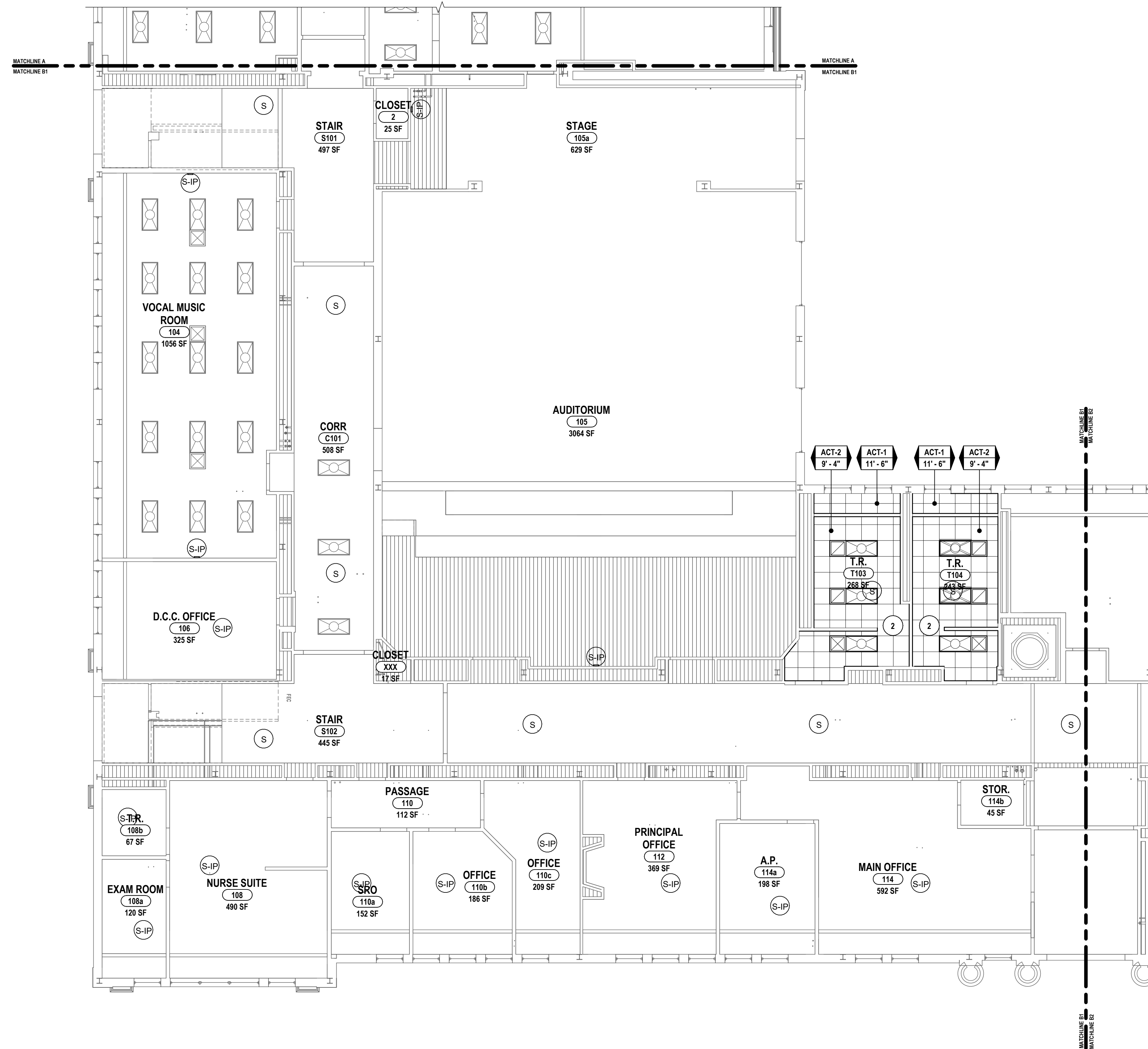
Copyright 2025
IT IS A VIOLATION OF THE LAW FOR ANY PERSON TO MAKE UNAUTHORIZED ALTERATIONS OR ADJUSTMENTS TO PLANS
DRAWING ELECTRONIC SOURCE: PROJECT'S 3D CONTRACTOR'S FILE

GENERAL CEILING NOTES:

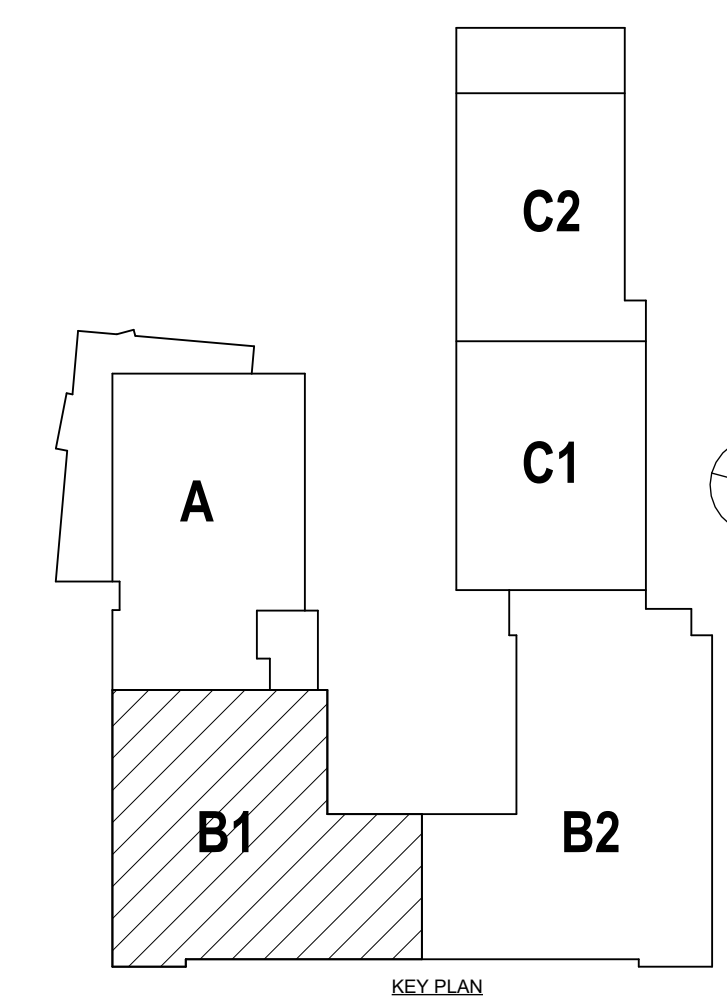
- A ALL EXPOSED GYPSUM WALL BOARD SHALL BE PAINTED, UNLESS NOTED OTHERWISE.
- B REFER TO FINISH KEY AND SCHEDULE FOR INDIVIDUAL CEILING TYPES AND SPECIFIED LOCATIONS.
- C ALL NEW CEILING SYSTEMS TO BE INSTALLED DIRECTLY TO STRUCTURE. SUPPORT WIRES FOR SUSPENDED CEILING ASSEMBLY SHALL NOT BE TIED TO ANY MECHANICAL, ELECTRICAL, PLUMBING OR FIRE PROTECTION PIPING OR EQUIPMENT.
- D CENTER ALL DEVICES WITHIN CEILING GRID. COORDINATE WITH THE WORK OF ALL PRIME CONTRACTORS.
- E ARCHITECTURAL DRAWINGS TAKE PRECEDENCE OVER ENGINEERING DRAWINGS FOR LOCATION OF LIGHT FIXTURES AND MECHANICAL EQUIPMENT. COORDINATE WITH ALL OTHER PRIME CONTRACTORS.
- F CEILING GRID TO BE CENTERED WITHIN ROOMS, UNLESS NOTED OTHERWISE.
- G INSTALL TRIMLESS ACCESS PANELS FURNISHED BY OTHER PRIME CONTRACTORS FOR GYPSUM WALL BOARD CEILING AREAS. COORDINATE SIZE, LOCATION, AND QUANTITY OF ACCESS PANELS WITH OTHER PRIME CONTRACTORS FOR ACCESS REQUIRED ABOVE HARD CEILING.
- H PAINT ALL EXPOSED CONDUITS, JUNCTION BOXES, ELECTRICAL ITEMS (NOT FACTORY FINISHED), SPRINKLER LINES, MECHANICAL DUCTWORK AND PIPING UNLESS NOTED OTHERWISE. REFER TO FINISH KEY FOR COLORS.

RCP DRAWING NOTE:

- 1 REINSTALL STORED EXISTING CEILING SYSTEM AND ALL FIXTURES. MATCH EXISTING LAYOUT AND CONFIGURATION.
- 2 NEW CEILING TO MATCH ADJACENT EXISTING CEILING HEIGHT.
- 3 GYPSUM SOFFITS TO BE FLUSH WITH ADJACENT ACT CEILING HEIGHT. REFER TO FINISH KEY FOR PAINT COLOR.
- 4 SPRAY APPLIED FIREPROOFING AT ROOF DECK AND FRAMING TO THE EXTENTS SHOWN BY HATCH ON PLAN.
- 5 ALING LIGHTING AND ACOUSTIC BAFFLE SYSTEMS TO CENTER POINT OF EXISTING CURVED PARTITIONS.
- 6 ACT ASSEMBLY AT SAME HEIGHT AND SLOPE AS EXISTING CEILING.
- 7 PARTIALLY REMOVE & SALVAGE ACT AS REQUIRED BY WORK OF CONTRACT.
- 8 OPEN TO ABOVE. PAINT ALL EXPOSED COMPONENTS, INCLUDING BUT NOT LIMITED TO: STRUCTURE, DECK CONDUIT, PIPES, DUCTS, AND ACCESSORIES UNO. REFER TO FINISH SCHEDULE FOR COLORS.



1 FIRST FLOOR REFLECTED CEILING PLAN - AREA B1
1/8" = 1'-0"



FS: 07-06-00-01-0-008116; CE: 07-06-00-01-0-002020; BE: 07-06-00-01-0-005510; ED: 07-06-00-01-0-018014

FIRST FLOOR REFLECTED CEILING PLAN - AREA B1
ELEMENTARY SCHOOLS 2026 RENOVATIONS
ELMIRA CITY SCHOOL DISTRICT
430 W Washington Ave, Elmira, NY 14901

CB-A2.2
PROJECT NO: 2012-255

#	DATE:	DESCRIPTION OF REVISION:	ISSUED FOR:	BY:
1	10/25/2025	ISSUED FOR BID	ADDITION #2	KAB
2	10/28/2025			

HUNT ENGINEERS | ARCHITECTS | SURVEYORS
HORSEHEADS, NY 607-565-1000
ROCHESTER, NY 585-337-7600
BINGHAMTON, NY 607-738-8881
ALBANY, NY 607-758-1801
TOWNANDA, PA 570-265-4600
WWW.HUNTEAS.COM
NY CERTIFICATE NO. 0016250 PA CERTIFICATE NO. TSC2200131464-1

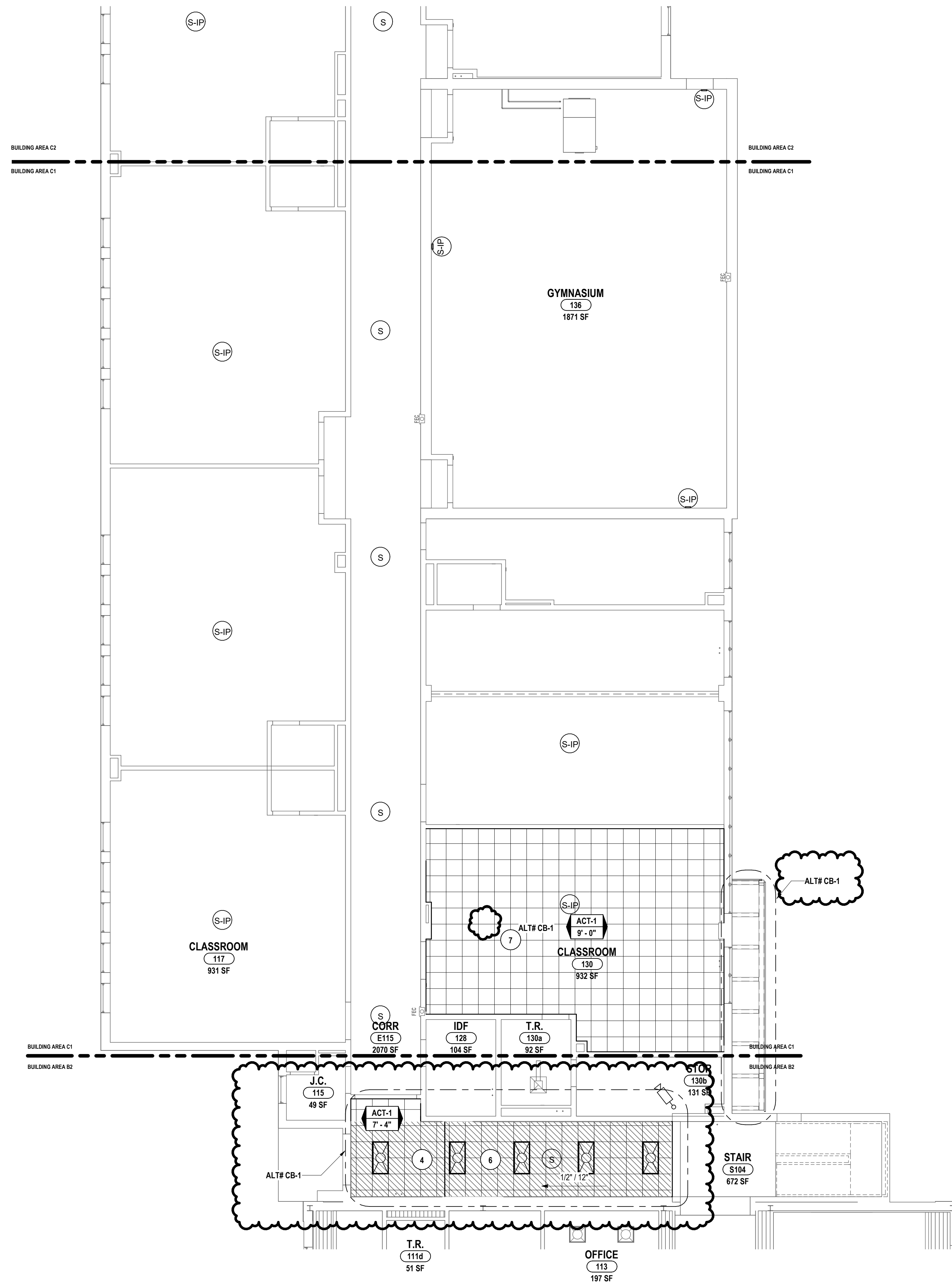
DRAWN BY: LAV
CHECKED BY: KAB
DATE: 12/12/2025
PHASE: CD
Copyright 2025

GENERAL CEILING NOTES:

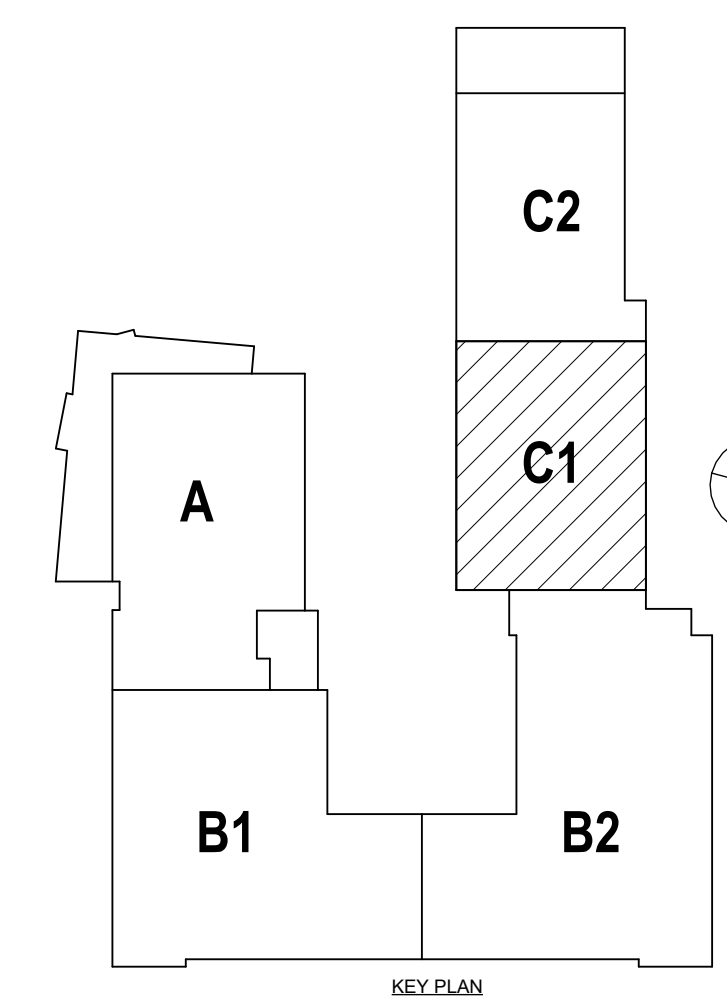
- A ALL EXPOSED GYPSUM WALL BOARD SHALL BE PAINTED, UNLESS NOTED OTHERWISE.
- B REFER TO FINISH KEY AND SCHEDULE FOR INDIVIDUAL CEILING TYPES AND SPECIFIED LOCATIONS.
- C ALL NEW CEILING SYSTEMS TO BE INSTALLED DIRECTLY TO STRUCTURE. SUPPORT WIRES FOR SUSPENDED CEILING ASSEMBLY SHALL NOT BE TIED TO ANY MECHANICAL, ELECTRICAL, PLUMBING OR FIRE PROTECTION PIPING OR EQUIPMENT.
- D CENTER ALL DEVICES WITHIN CEILING GRID. COORDINATE WITH THE WORK OF ALL PRIME CONTRACTORS.
- E ARCHITECTURAL DRAWINGS TAKE PRECEDENCE OVER ENGINEERING DRAWINGS FOR LOCATION OF LIGHT FIXTURES AND MECHANICAL EQUIPMENT. COORDINATE WITH ALL OTHER PRIME CONTRACTORS.
- F CEILING GRID TO BE CENTERED WITHIN ROOMS, UNLESS NOTED OTHERWISE.
- G INSTALL TRIMLESS ACCESS PANELS FURNISHED BY OTHER PRIME CONTRACTORS FOR GYPSUM WALL BOARD CEILING AREAS. COORDINATE SIZE, LOCATION, AND QUANTITY OF ACCESS PANELS WITH OTHER PRIME CONTRACTORS FOR ACCESS REQUIRED ABOVE HARD CEILING.
- H PAINT ALL EXPOSED CONDUITS, JUNCTION BOXES, ELECTRICAL ITEMS (NOT FACTORY FINISHED), SPRINKLER LINES, MECHANICAL DUCTWORK AND PIPING UNLESS NOTED OTHERWISE. REFER TO FINISH KEY FOR COLORS.

RCP DRAWING NOTE:

- 1 REINSTALL STORED EXISTING CEILING SYSTEM AND ALL FIXTURES. MATCH EXISTING LAYOUT AND CONFIGURATION.
- 2 NEW CEILING TO MATCH ADJACENT EXISTING CEILING HEIGHT.
- 3 GYPSUM SOFFITS TO BE FLUSH WITH ADJACENT ACT CEILING HEIGHT. REFER TO FINISH KEY FOR PAINT COLOR.
- 4 SPRAY APPLIED FIREPROOFING AT ROOF DECK AND FRAMING TO THE EXTENTS SHOWN BY HATCH ON PLAN.
- 5 ALING LIGHTING AND ACOUSTIC BAFFLE SYSTEMS TO CENTER POINT OF EXISTING CURVED PARTITIONS.
- 6 ACT ASSEMBLY AT SAME HEIGHT AND SLOPE AS EXISTING CEILING.
- 7 PARTIALLY REMOVE & SALVAGE ACT AS REQUIRED BY WORK OF CONTRACT.
- 8 OPEN TO ABOVE. PAINT ALL EXPOSED COMPONENTS, INCLUDING BUT NOT LIMITED TO: STRUCTURE, DECK CONDUIT, PIPES, DUCTS, AND ACCESSORIES UNO. REFER TO FINISH SCHEDULE FOR COLORS.



1 FIRST FLOOR REFLECTED CEILING PLAN - AREA C1
1/8" = 1'-0"



FS: 07-06-00-01-0-00810, CE: 07-06-00-01-0-00520, BC: 07-06-00-01-0-00551, ED: 07-06-00-01-0-01824

FIRST FLOOR REFLECTED CEILING PLAN - AREA C1
ELEMENTARY SCHOOLS 2026 RENOVATIONS
ELMIRA CITY SCHOOL DISTRICT
430 W Washington Ave, Elmira, NY 14901

CB-A2.3
PROJECT NO: 2012-255

DRAWN BY: LAY		COPYRIGHT 2025
CHECKED BY: KAB		
DATE: 12/12/2025		
PHASE: CD		
DESCRIPTION OF REVISION:		IT IS A VIOLATION OF THE LAW FOR ANY PERSON TO MAKE UNAUTHORIZED ALTERATIONS OR ADDITIONS TO PLANS DRAWING NUMBER: 07-06-00-01-0-00810
#	DATE:	
1	12/02/2025	
2	12/02/2025	

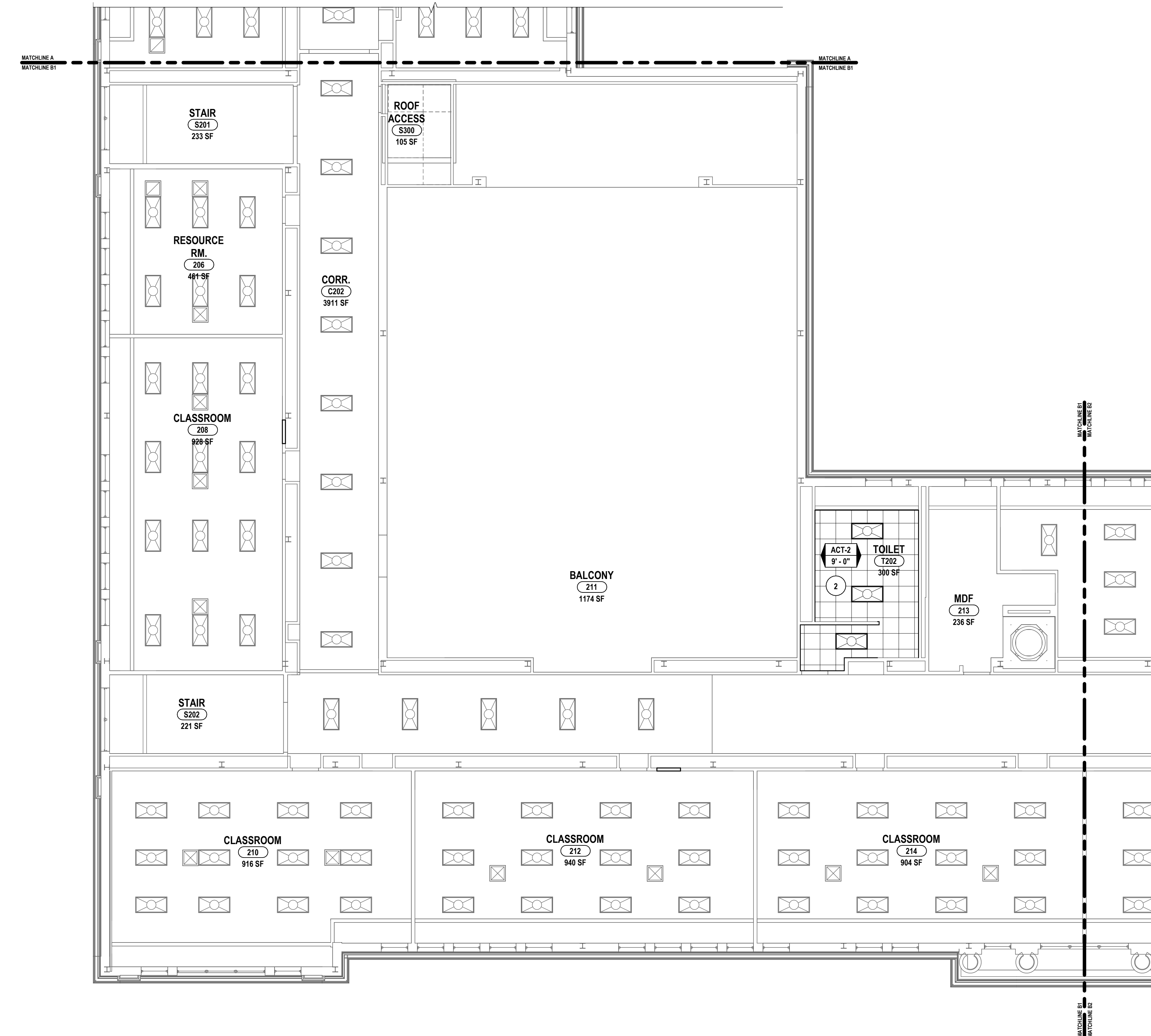
HUNT ENGINEERS | ARCHITECTS | SURVEYORS
HORSEHEADS, NY 807-265-1000 ROCKY HILLS, NY 562-237-7668 TOYAHVALLEY, PA 670-265-4668
BINGHAMTON, NY 607-738-8881 ALBANY, NY 607-738-8881
WWW.HUNTEAS.COM
NY CERTIFICATE NO. 0016250 PA CERTIFICATE NO. TSC220313464-1

GENERAL CEILING NOTES:

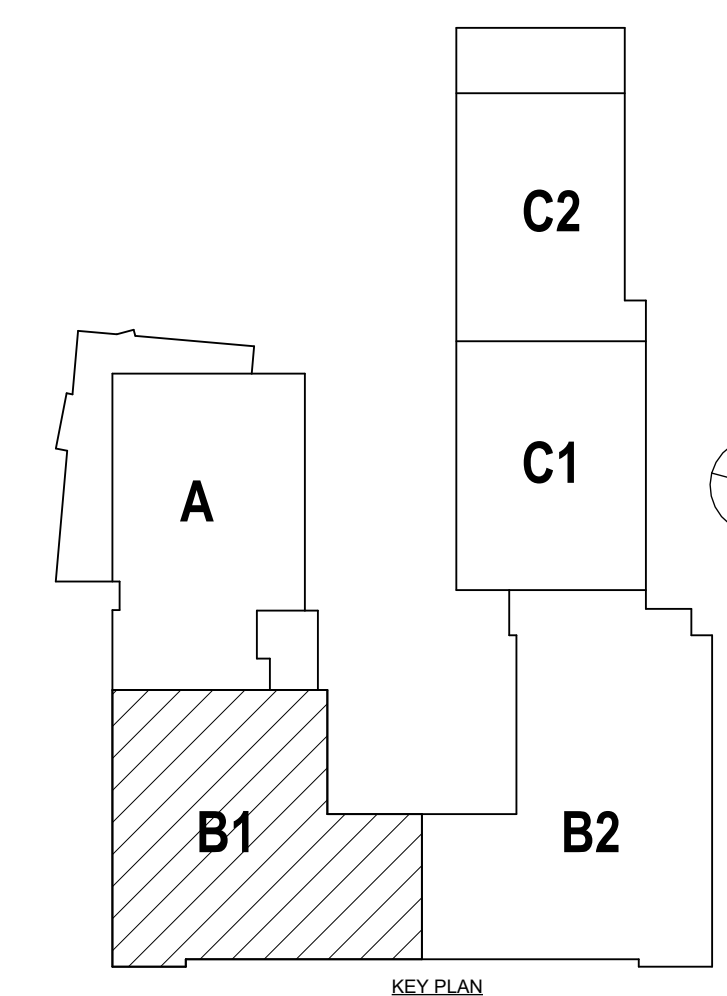
- A ALL EXPOSED GYPSUM WALL BOARD SHALL BE PAINTED, UNLESS NOTED OTHERWISE.
- B REFER TO FINISH KEY AND SCHEDULE FOR INDIVIDUAL CEILING TYPES AND SPECIFIED LOCATIONS.
- C ALL NEW CEILING SYSTEMS TO BE INSTALLED DIRECTLY TO STRUCTURE. SUPPORT WIRES FOR SUSPENDED CEILING ASSEMBLY SHALL NOT BE TIED TO ANY MECHANICAL, ELECTRICAL, PLUMBING OR FIRE PROTECTION PIPING OR EQUIPMENT.
- D CENTER ALL DEVICES WITHIN CEILING GRID. COORDINATE WITH THE WORK OF ALL PRIME CONTRACTORS.
- E ARCHITECTURAL DRAWINGS TAKE PRECEDENCE OVER ENGINEERING DRAWINGS FOR LOCATION OF LIGHT FIXTURES AND MECHANICAL EQUIPMENT. COORDINATE WITH ALL OTHER PRIME CONTRACTORS.
- F CEILING GRID TO BE CENTERED WITHIN ROOMS, UNLESS NOTED OTHERWISE.
- G INSTALL TRIMLESS ACCESS PANELS FURNISHED BY OTHER PRIME CONTRACTORS FOR GYPSUM WALL BOARD CEILING AREAS. COORDINATE SIZE, LOCATION, AND QUANTITY OF ACCESS PANELS WITH OTHER PRIME CONTRACTORS FOR ACCESS REQUIRED ABOVE HARD CEILING.
- H PAINT ALL EXPOSED CONDUITS, JUNCTION BOXES, ELECTRICAL ITEMS (NOT FACTORY FINISHED), SPRINKLER LINES, MECHANICAL DUCTWORK AND PIPING UNLESS NOTED OTHERWISE. REFER TO FINISH KEY FOR COLORS.

RCP DRAWING NOTE:

- 1 REINSTALL STORED EXISTING CEILING SYSTEM AND ALL FIXTURES. MATCH EXISTING LAYOUT AND CONFIGURATION.
- 2 NEW CEILING TO MATCH ADJACENT EXISTING CEILING HEIGHT.
- 3 GYPSUM SOFFITS TO BE FLUSH WITH ADJACENT ACT CEILING HEIGHT. REFER TO FINISH KEY FOR PAINT COLOR.
- 4 SPRAY APPLIED FIREPROOFING AT ROOF DECK AND FRAMING TO THE EXTENTS SHOWN BY HATCH ON PLAN.
- 5 ALING LIGHTING AND ACOUSTIC BAFFLE SYSTEMS TO CENTER POINT OF EXISTING CURVED PARTITIONS.
- 6 ACT ASSEMBLY AT SAME HEIGHT AND SLOPE AS EXISTING CEILING.
- 7 PARTIALLY REMOVE & SALVAGE ACT AS REQUIRED BY WORK OF CONTRACT.
- 8 OPEN TO ABOVE. PAINT ALL EXPOSED COMPONENTS, INCLUDING BUT NOT LIMITED TO: STRUCTURE, DECK CONDUIT, PIPES, DUCTS, AND ACCESSORIES UNO. REFER TO FINISH SCHEDULE FOR COLORS.



1 SECOND FLOOR REFLECTED CEILING PLAN - AREA B1
1/8" = 1'-0"



FS: 07-06-00-01-0-008-010, CE: 07-06-00-01-0-002-020, BC: 07-06-00-01-0-005-510, ED: 07-06-00-01-0-018-014

SECOND FLOOR REFLECTED CEILING PLAN - AREA B1

ELEMENTARY SCHOOLS 2026 RENOVATIONS
ELMIRA CITY SCHOOL DISTRICT

430 W Washington Ave, Elmira, NY 14901

CB-A2.5

PROJECT NO: 2012-255

HUNT ENGINEERS | ARCHITECTS | SURVEYORS
HORSEHEADS, NY 607-563-1000 ROCHESTER, NY 585-637-7500 TOYAHVALLE, PA 670-265-4600
BINGHAMTON, NY 607-798-8881 ALBANY, NY 607-798-8881
WWW.HUNTEAS.COM
NY CERTIFICATE NO. 0016250 PA CERTIFICATE NO. TSC22020131464-1

DATE: 1 02/20/2026 2 03/20/2026

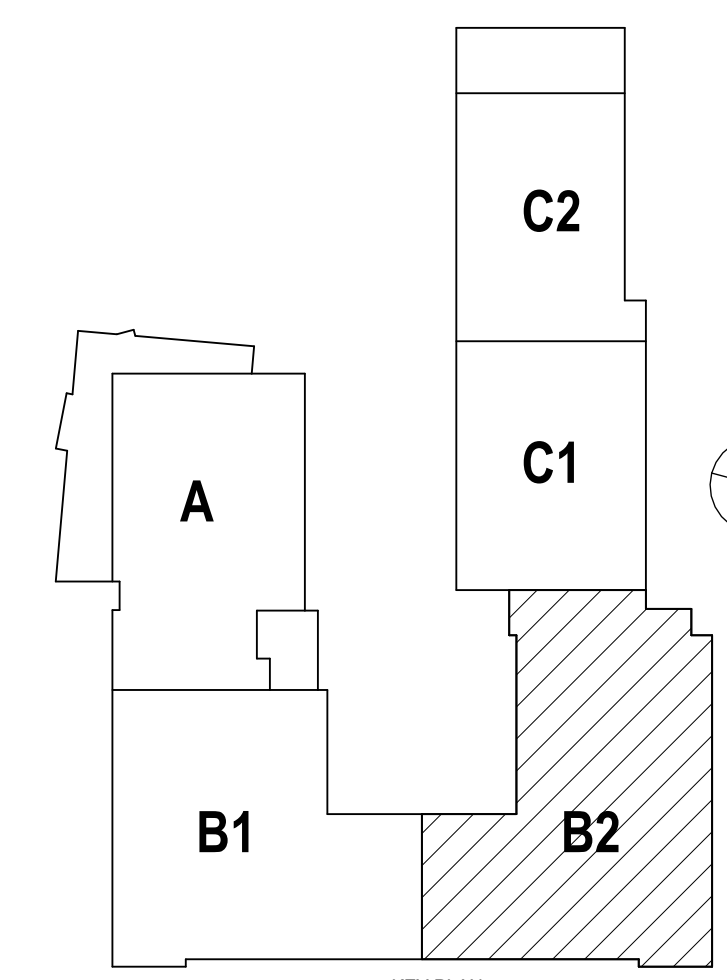
DESCRIPTION OF REVISION:
ISSUED FOR BID
ADDITION #2

DRAWN BY: LAY
CHECKED BY: KAB
DATE: 12/12/2025
PHASE: CD

Copyright 2025



1 SECOND FLOOR REFLECTED CEILING PLAN - AREA B2
1/8" = 1'-0"



GENERAL CEILING NOTES:

- A ALL EXPOSED GYPSUM WALL BOARD SHALL BE PAINTED, UNLESS NOTED OTHERWISE.
- B REFER TO FINISH KEY AND SCHEDULE FOR INDIVIDUAL CEILING TYPES AND SPECIFIED LOCATIONS.
- C ALL NEW CEILING SYSTEMS TO BE INSTALLED DIRECTLY TO STRUCTURE. SUPPORT WIRES FOR SUSPENDED CEILING ASSEMBLY SHALL NOT BE TIED TO ANY MECHANICAL, ELECTRICAL, PLUMBING OR FIRE PROTECTION PIPING OR EQUIPMENT.
- D CENTER ALL DEVICES WITHIN CEILING GRID. COORDINATE WITH THE WORK OF ALL PRIME CONTRACTORS.
- E ARCHITECTURAL DRAWINGS TAKE PRECEDENCE OVER ENGINEERING DRAWINGS FOR LOCATION OF LIGHT FIXTURES AND MECHANICAL EQUIPMENT. COORDINATE WITH ALL OTHER PRIME CONTRACTORS.
- F CEILING GRID TO BE CENTERED WITHIN ROOMS, UNLESS NOTED OTHERWISE.
- G INSTALL TRIMLESS ACCESS PANELS FURNISHED BY OTHER PRIME CONTRACTORS FOR GYPSUM WALL BOARD CEILING AREAS. COORDINATE SIZE, LOCATION, AND QUANTITY OF ACCESS PANELS WITH OTHER PRIME CONTRACTORS FOR ACCESS REQUIRED ABOVE HARD CEILING.
- H PAINT ALL EXPOSED CONDUITS, JUNCTION BOXES, ELECTRICAL ITEMS (NOT FACTORY FINISHED), SPRINKLER LINES, MECHANICAL DUCTWORK AND PIPING UNLESS NOTED OTHERWISE. REFER TO FINISH KEY FOR COLORS.

RCP DRAWING NOTE:

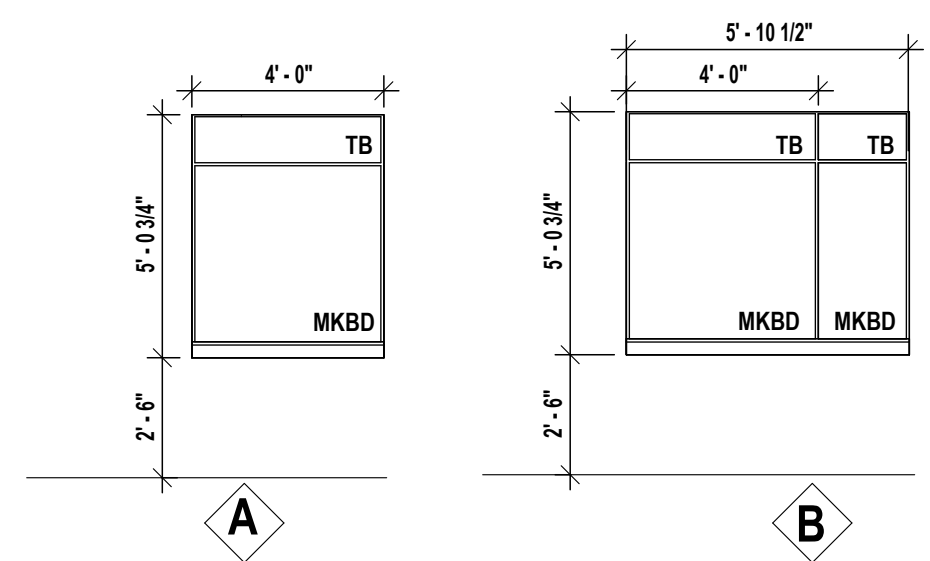
- 1 REINSTALL STORED EXISTING CEILING SYSTEM AND ALL FIXTURES. MATCH EXISTING LAYOUT AND CONFIGURATION.
- 2 NEW CEILING TO MATCH ADJACENT EXISTING CEILING HEIGHT.
- 3 GYPSUM SOFFITS TO BE FLUSH WITH ADJACENT ACT CEILING HEIGHT. REFER TO FINISH KEY FOR PAINT COLOR.
- 4 SPRAY APPLIED FIREPROOFING AT ROOF DECK AND FRAMING TO THE EXTENTS SHOWN BY HATCH ON PLAN.
- 5 ALING LIGHTING AND ACOUSTIC BAFFLE SYSTEMS TO CENTER POINT OF EXISTING CURVED PARTITIONS.
- 6 ACT ASSEMBLY AT SAME HEIGHT AND SLOPE AS EXISTING CEILING.
- 7 PARTIALLY REMOVE & SALVAGE ACT AS REQUIRED BY WORK OF CONTRACT.
- 8 OPEN TO ABOVE. PAINT ALL EXPOSED COMPONENTS, INCLUDING BUT NOT LIMITED TO: STRUCTURE, DECK CONDUIT, PIPES, DUCTS, AND ACCESSORIES UNO. REFER TO FINISH SCHEDULE FOR COLORS.

DRAWN BY: LAY	
CHECKED BY: KAB	
DATE: 12/12/2025	DATE: 12/12/2025
PHASE: CP	PHASE: CP
DESCRIPTION OF REVISION:	
# DATE	ISSUED FOR BID
1 10/28/2025	ADDITION #2
2 10/28/2025	

HUNT ENGINEERS | ARCHITECTS | SURVEYORS
 HORSEHEADS, NY 607-458-1000 ROCHESTER, NY 562-337-7600 TOYAHVALA, PA 670-265-4600
 BINGHAMTON, NY 607-798-8881 ALBANY, NY 607-798-8881
 WWW.HUNTEAS.COM
 NY CERTIFICATE NO. 0016250 PA CERTIFICATE NO. TSC220313464-1

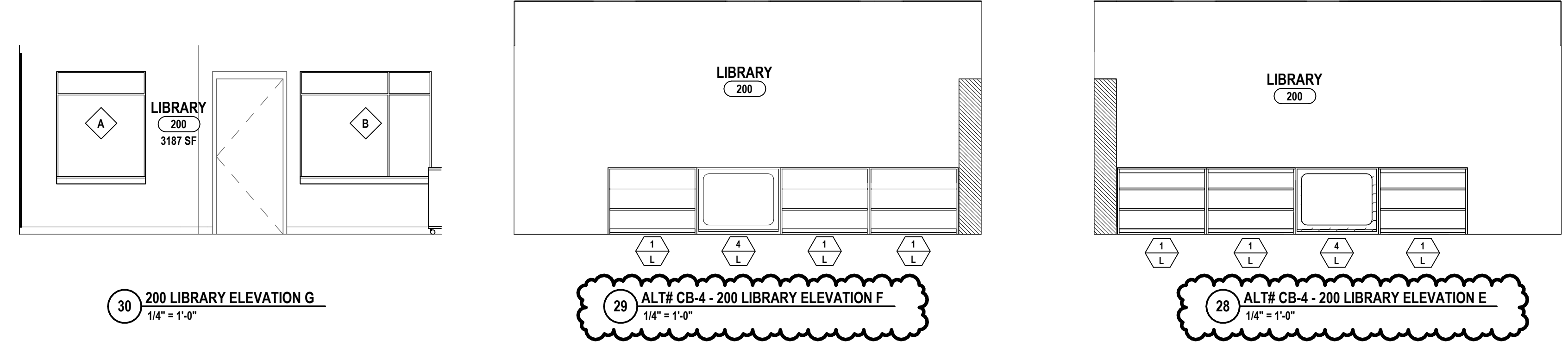
SECOND FLOOR REFLECTED CEILING PLAN - AREA B2
 ELEMENTARY SCHOOLS 2026 RENOVATIONS
 ELMIRA CITY SCHOOL DISTRICT
 430 W Washington Ave, Elmira, NY 14901
CB-A2.6
 PROJECT NO: 2012-255

FS: 07-06-00-01-0-008116; CE: 07-06-00-01-0-002020; BC: 07-06-00-01-0-005570; ED: 07-06-00-01-0-038034

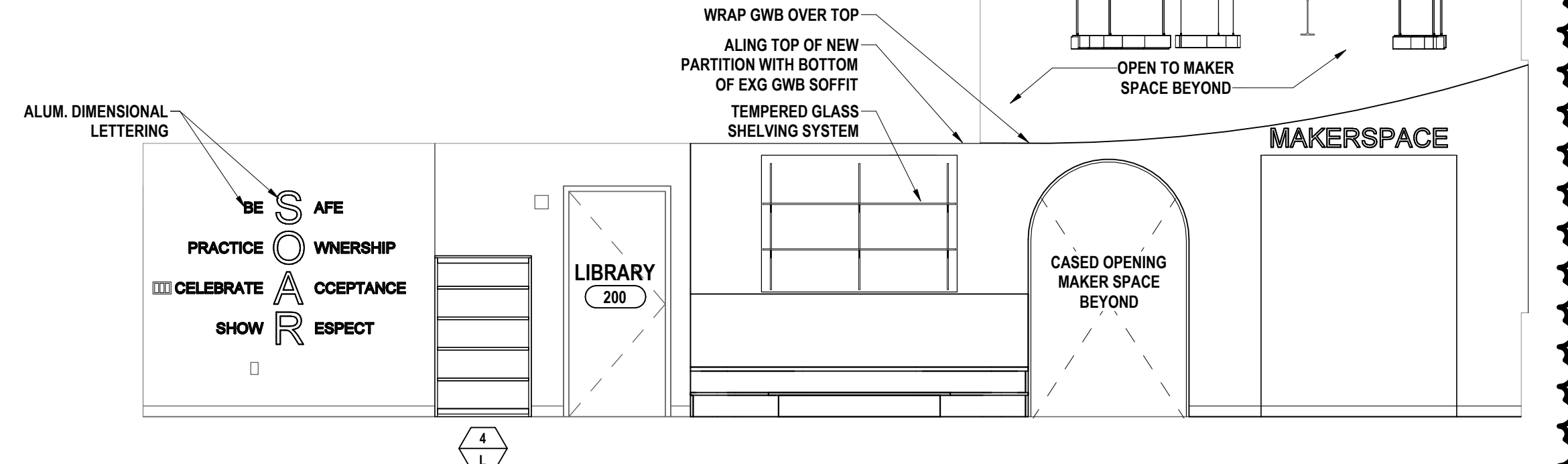


A MARKERBOARD ELEVATIONS
1/4" = 1'-0"

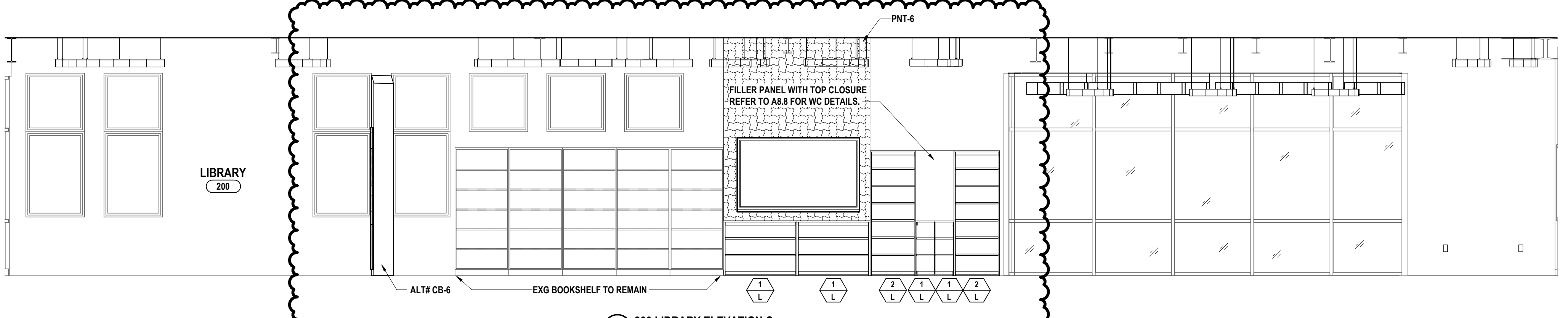
CASEWORK SCHEDULE						
MARK #	HEIGHT	WIDTH	DEPTH	MODEL NUMBER	DOOR CONFIGURATION	TYPE COMMENTS
LIBRARY SHELVING CABINET						
L-1	36"	48"	12"		OPEN SHELVING	
L-2	82"	30"	12"	LIBRARY CASEWORK	OPEN SHELVING	
L-3	82"	36"	12"		OPEN SHELVING	
L-4	36"	45"	24"		READING NOOK	
L-5	18"	45"	20"		3 EQUAL CUBBIES	UPOLSTERED TOP
SINK BASE CABINET						
SB-1	78"	36"	22 1/2"	8760	N/A	SLOPED ADA CLOSURE PANEL - CUSTOM SIDE PANEL
SB-2	29"	40 1/2"	22 1/2"	8760	N/A	SLOPED ADA CLOSURE PANEL - CUSTOM SIDE PANEL
SB-3	29"	41 1/4"	22 1/2"	3755E	2 DOORS	
SB-6	32 1/2"	36"	22 1/2"	8760	N/A	SLOPED ADA CLOSURE PANEL - CUSTOM SIDE PANEL
SB-7	32 1/2"	40 1/2"	22 1/2"	8760	N/A	SLOPED ADA CLOSURE PANEL - CUSTOM SIDE PANEL



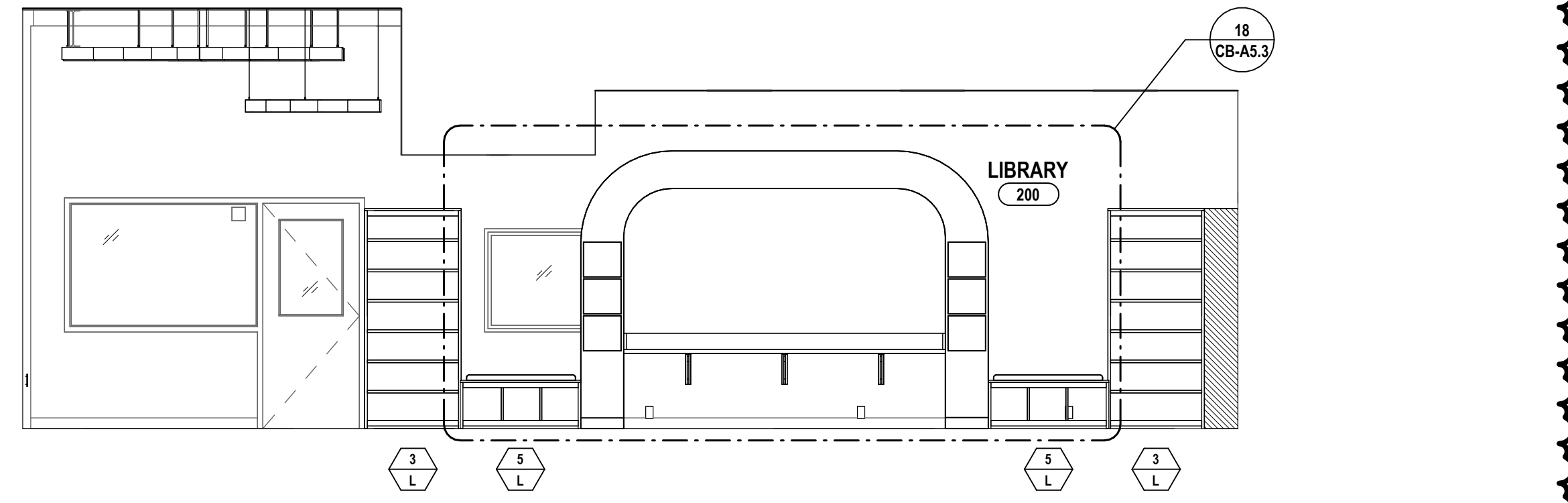
30 200 LIBRARY ELEVATION G 1/4" = 1'-0"
29 ALT# CB-4 - 200 LIBRARY ELEVATION F 1/4" = 1'-0"
28 ALT# CB-4 - 200 LIBRARY ELEVATION E 1/4" = 1'-0"



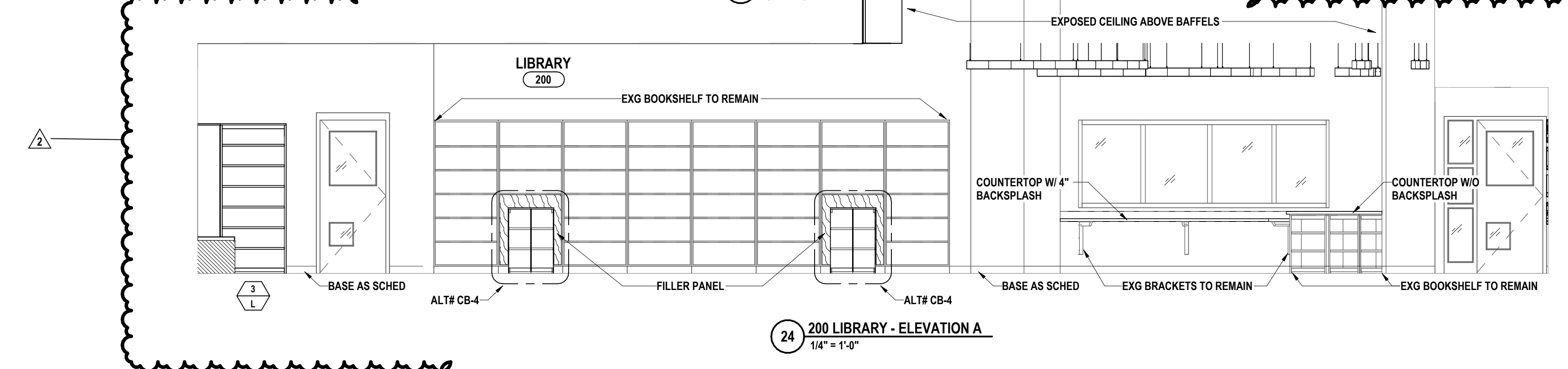
27 200 LIBRARY ELEVATION D - MAKER SPACE PARTITION-BASE BID
1/4" = 1'-0"



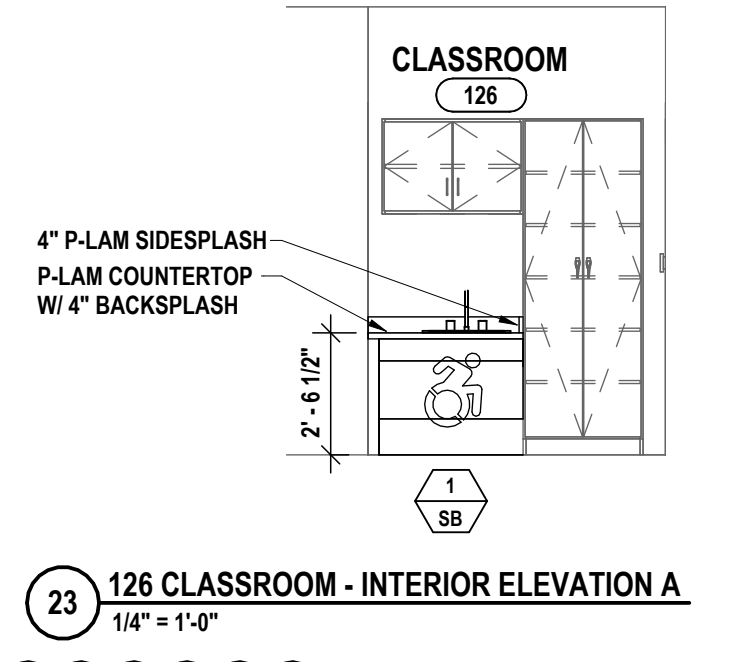
26 200 LIBRARY ELEVATION C
1/4" = 1'-0"



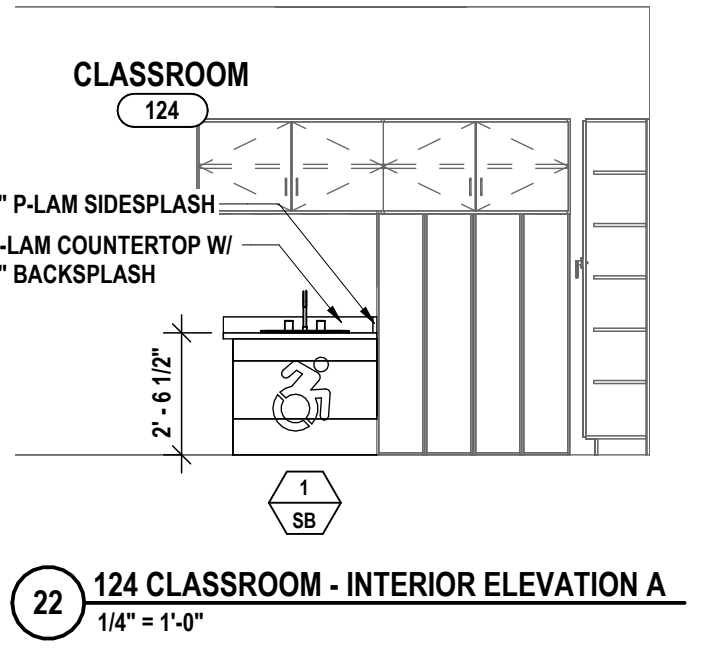
25 200 LIBRARY ELEVATION B
1/4" = 1'-0"



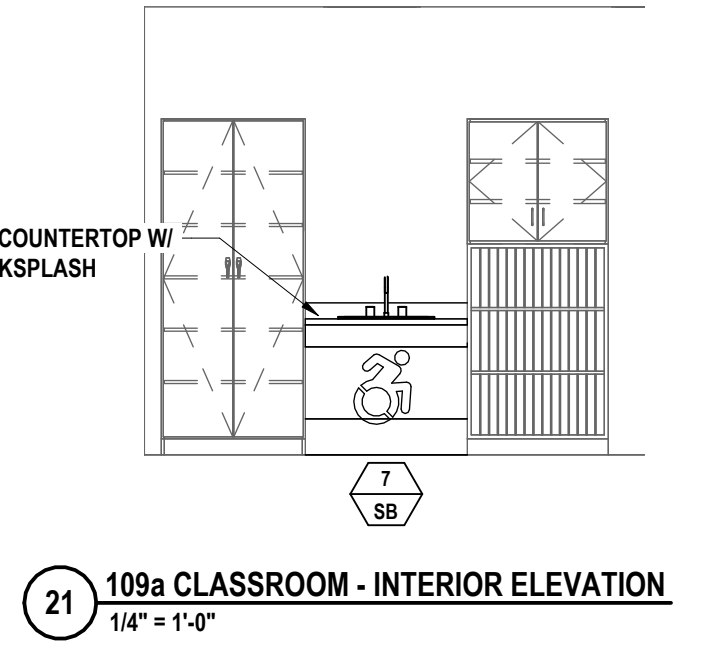
24 200 LIBRARY - ELEVATION A
1/4" = 1'-0"



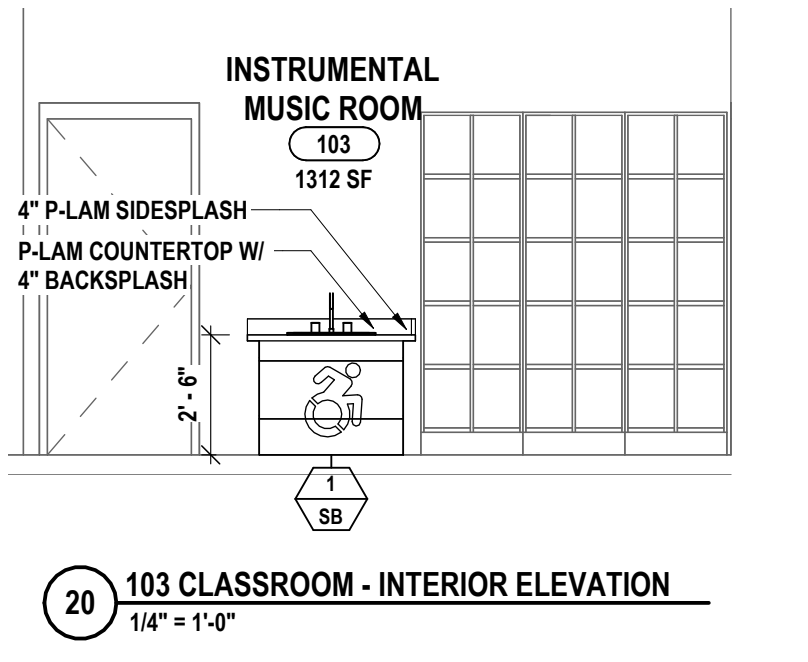
23 126 CLASSROOM - INTERIOR ELEVATION A
1/4" = 1'-0"



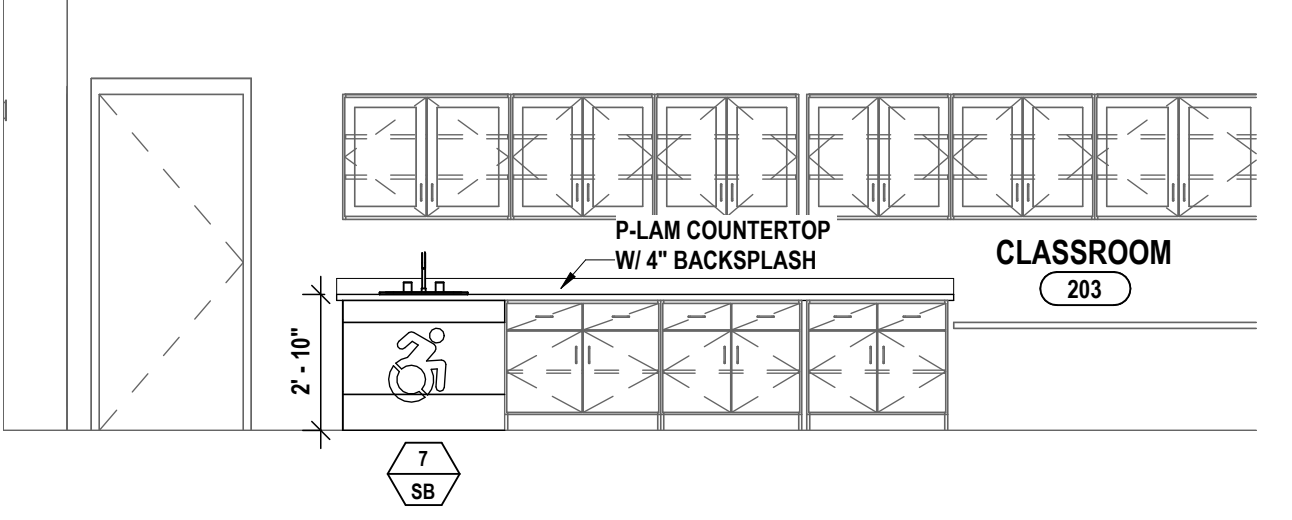
22 124 CLASSROOM - INTERIOR ELEVATION A
1/4" = 1'-0"



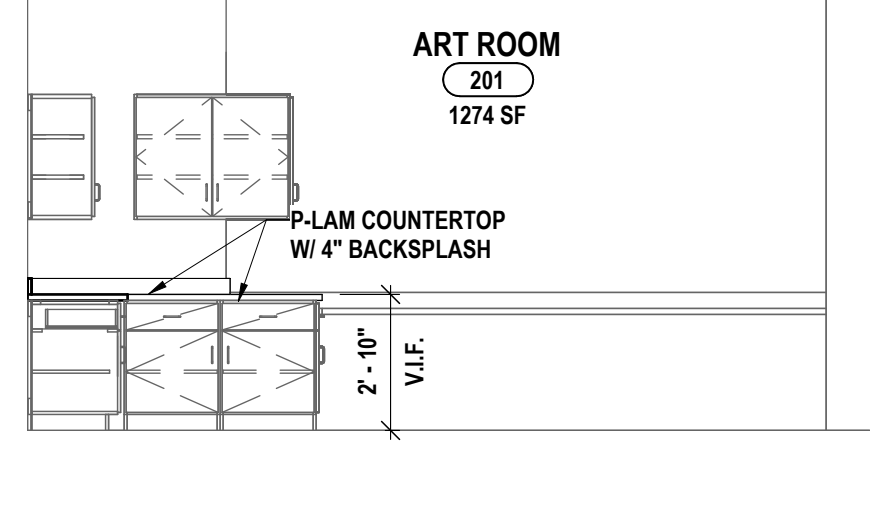
21 109a CLASSROOM - INTERIOR ELEVATION
1/4" = 1'-0"



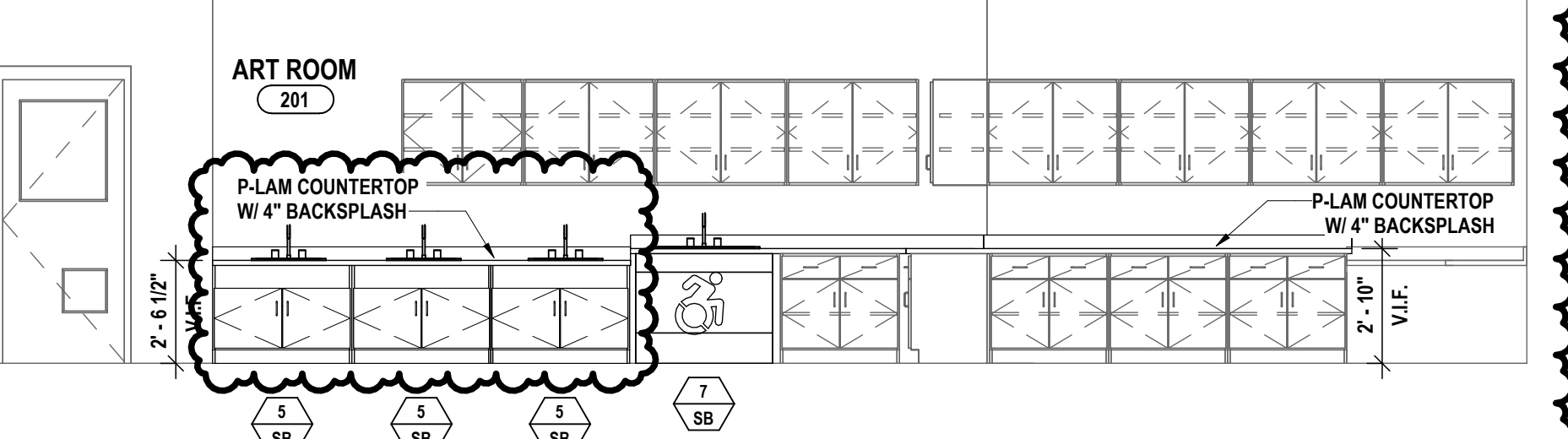
20 103 CLASSROOM - INTERIOR ELEVATION
1/4" = 1'-0"



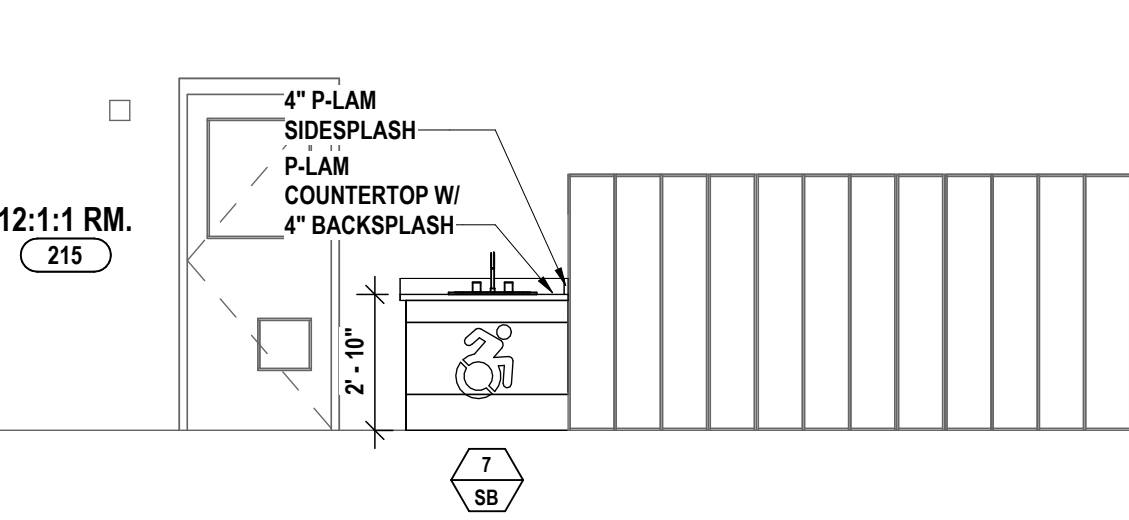
19 203 CLASSROOM - INTERIOR ELEVATION A
1/4" = 1'-0"



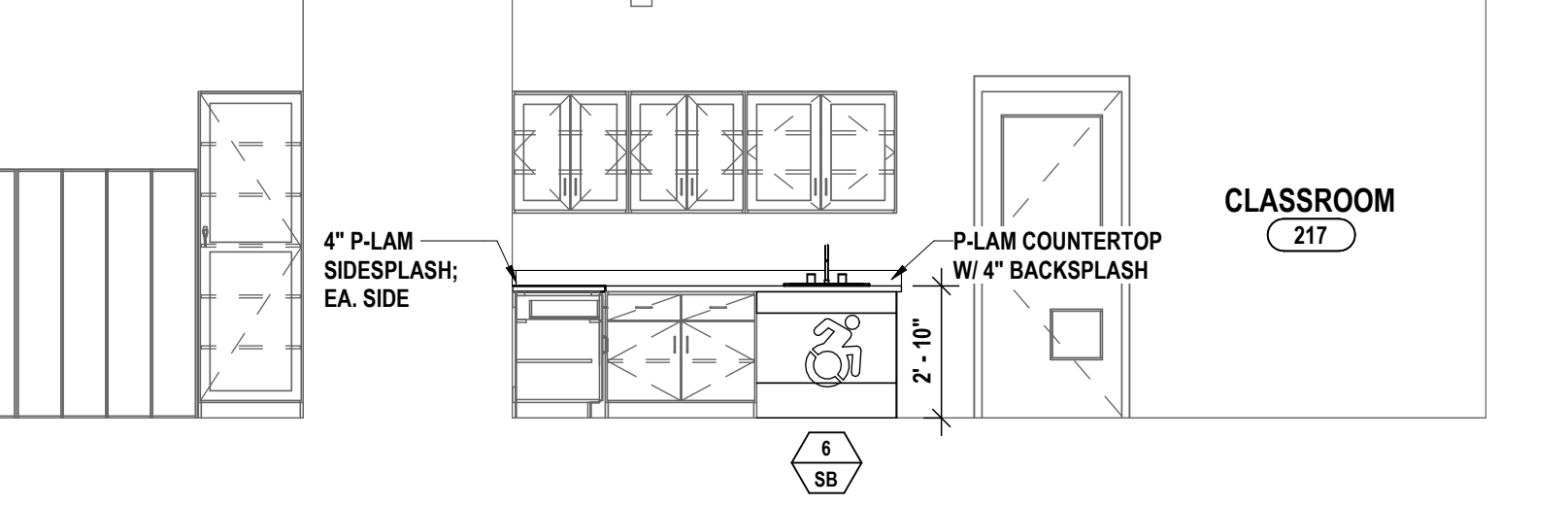
18 201 ART ROOM - INTERIOR ELEVATION B
1/4" = 1'-0"



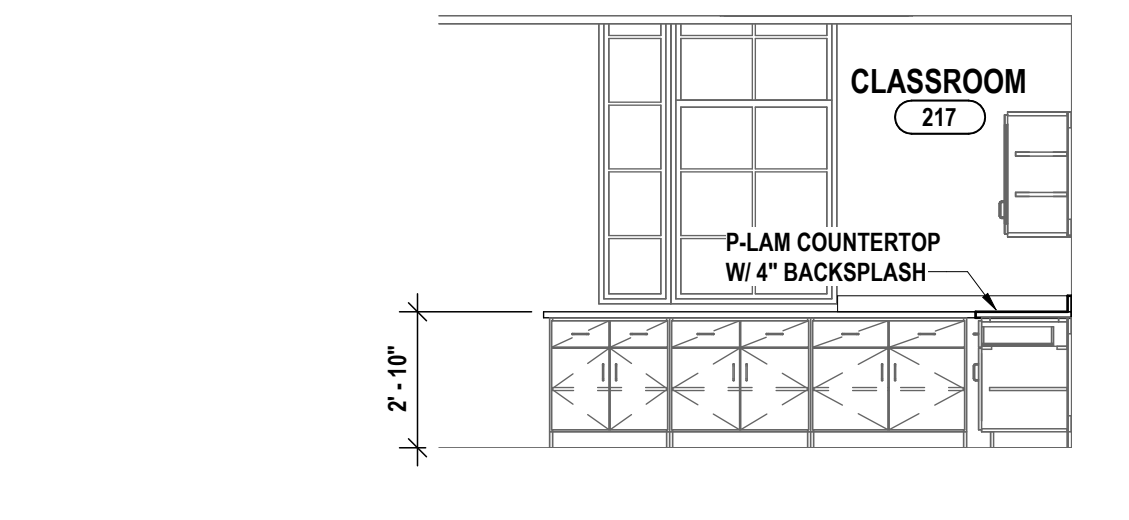
17 201 ART ROOM - INTERIOR ELEVATION A
1/4" = 1'-0"



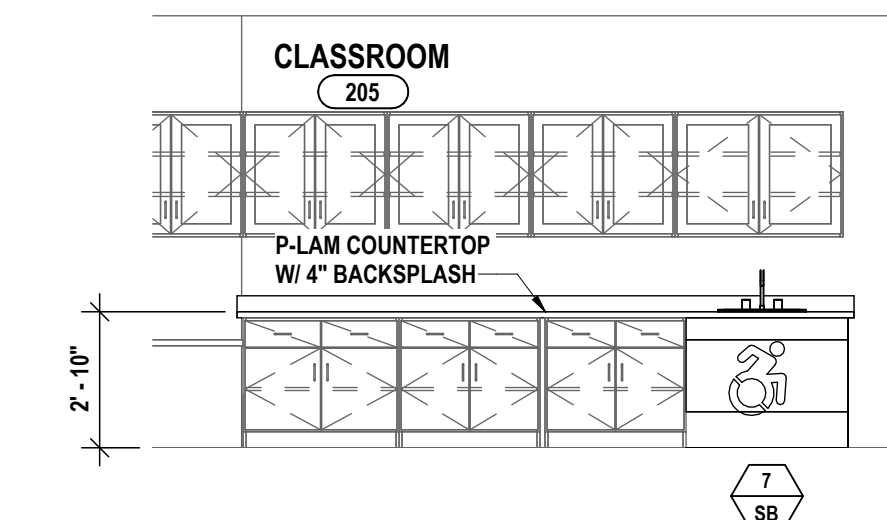
16 215 CLASSROOM - INTERIOR ELEVATION A
1/4" = 1'-0"



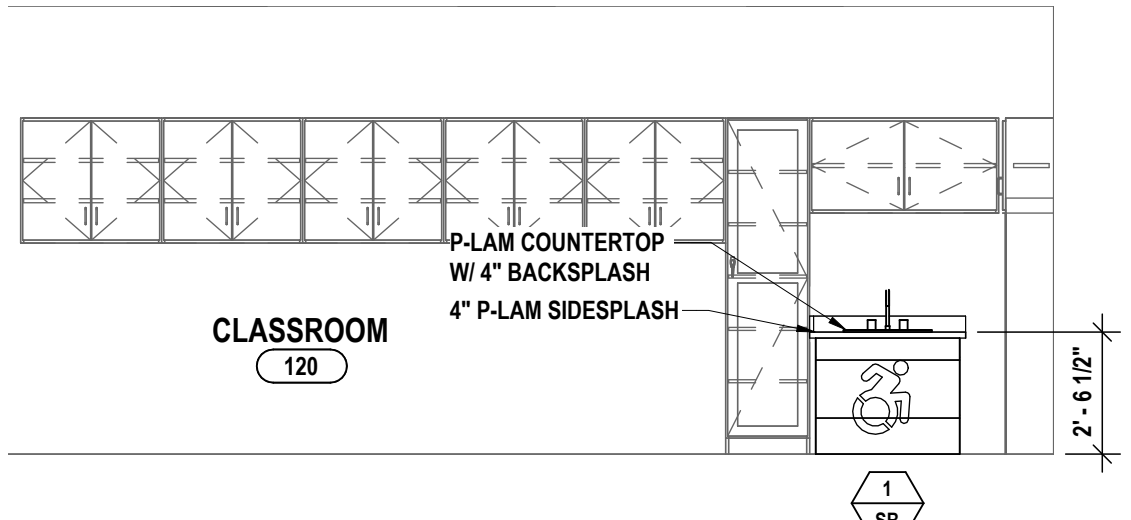
15 217 CLASSROOM - INTERIOR ELEVATION B
1/4" = 1'-0"



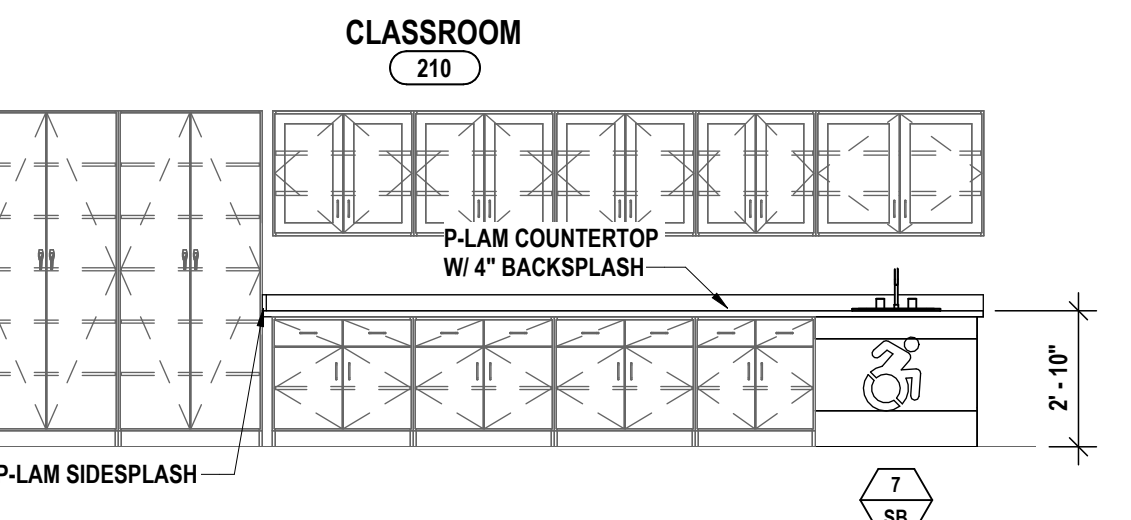
14 217 CLASSROOM - INTERIOR ELEVATION A
1/4" = 1'-0"



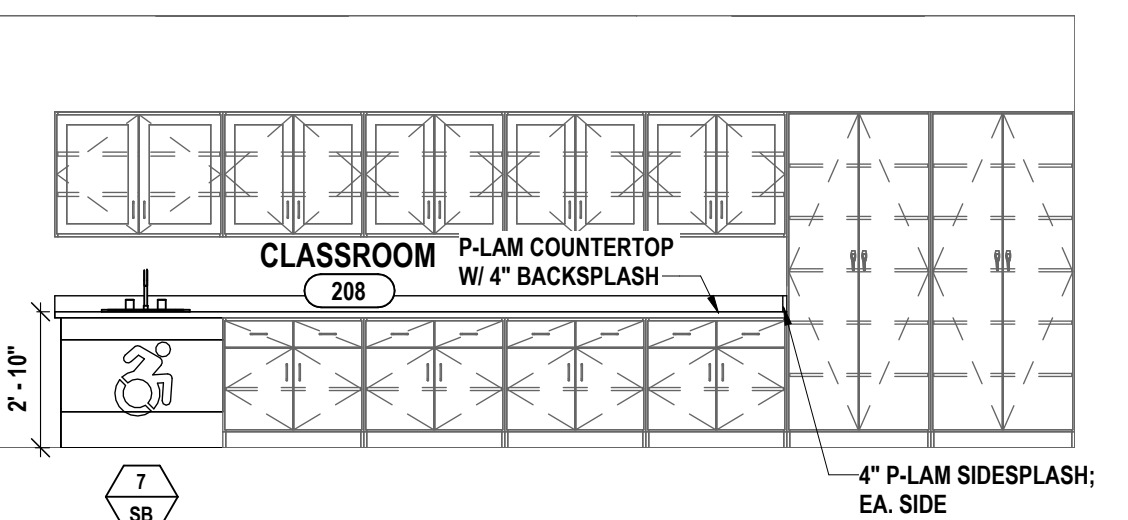
13 205 CLASSROOM - INTERIOR ELEVATION A
1/4" = 1'-0"



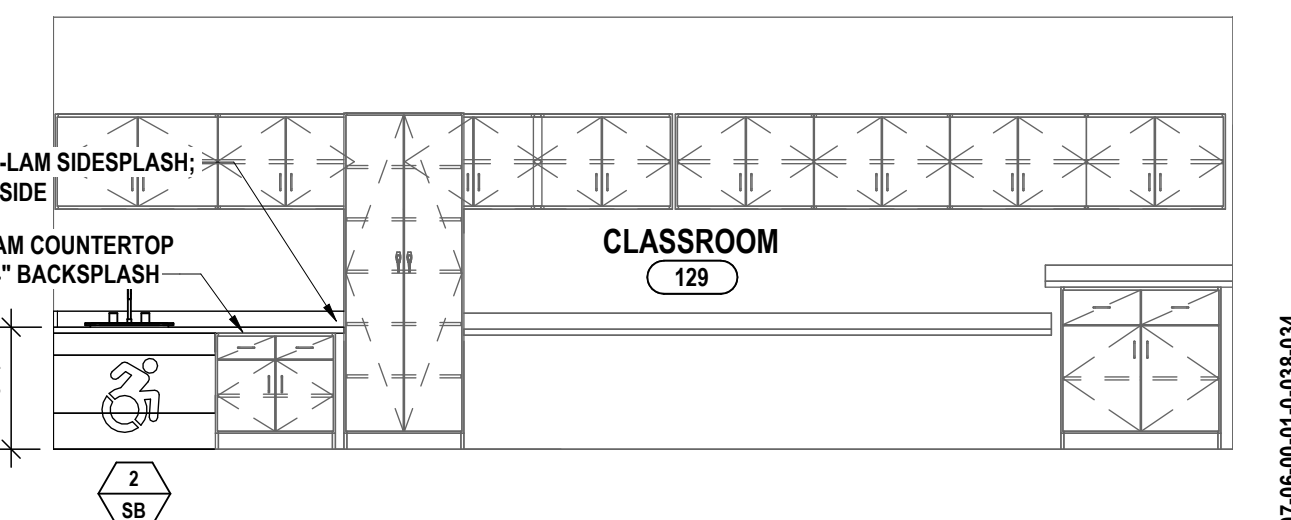
12 120 CLASSROOM - INTERIOR ELEVATION A
1/4" = 1'-0"



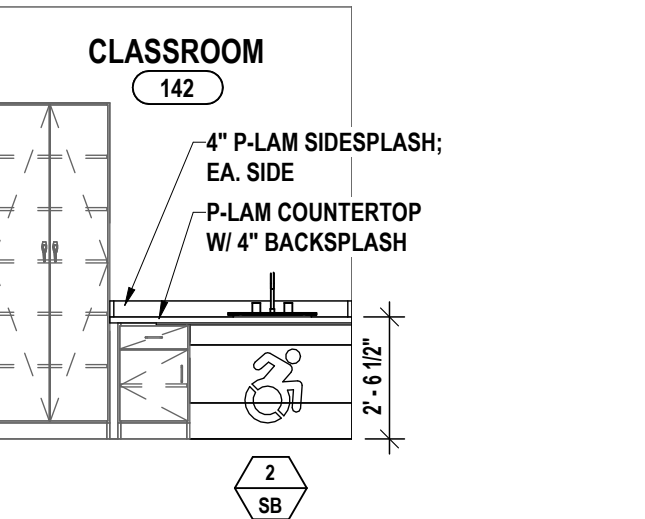
11 TYP. CLASSROOM B - INTERIOR ELEVATION
1/4" = 1'-0"



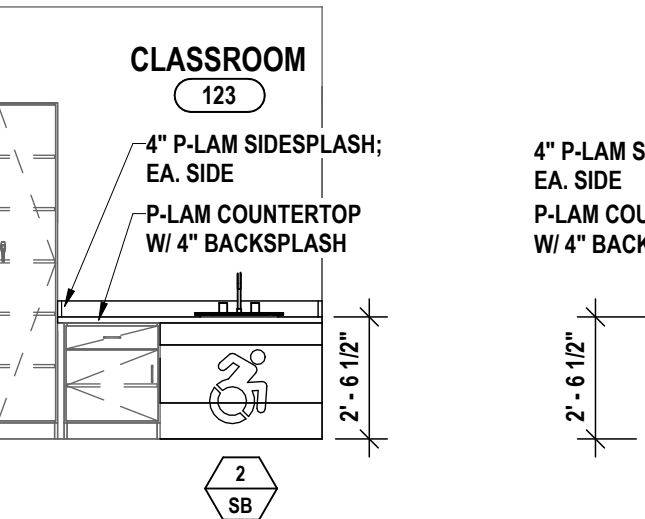
10 TYP. CLASSROOM A - INTERIOR ELEVATION
1/4" = 1'-0"



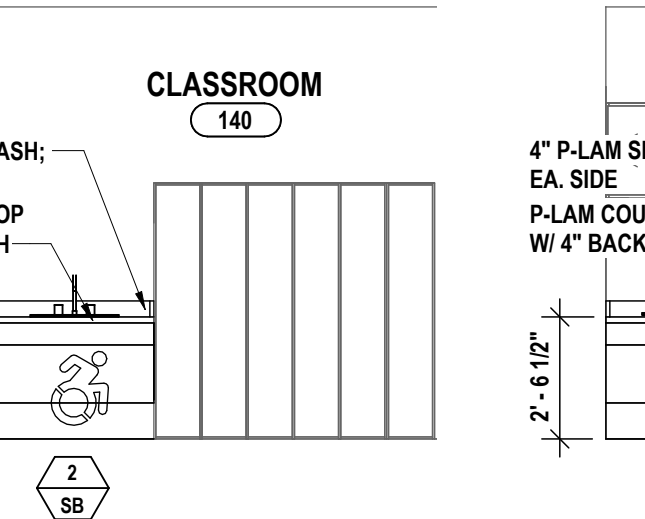
9 129 CLASSROOM - INTERIOR ELEVATION A
1/4" = 1'-0"



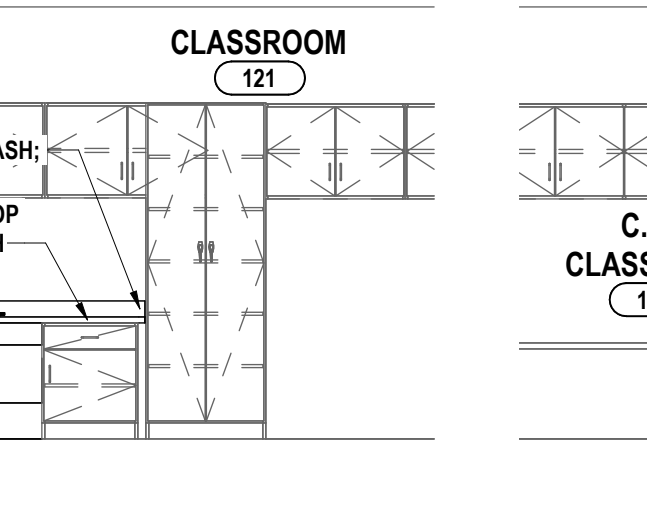
8 142 CLASSROOM - INTERIOR ELEVATION A
1/4" = 1'-0"



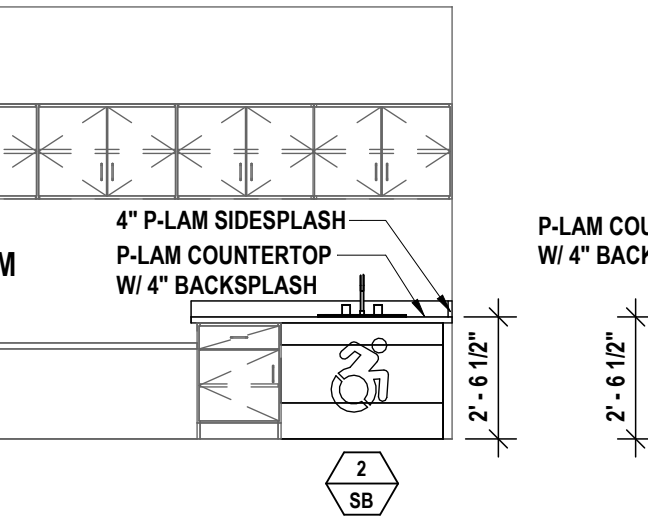
7 123 CLASSROOM - INTERIOR ELEVATION A
1/4" = 1'-0"



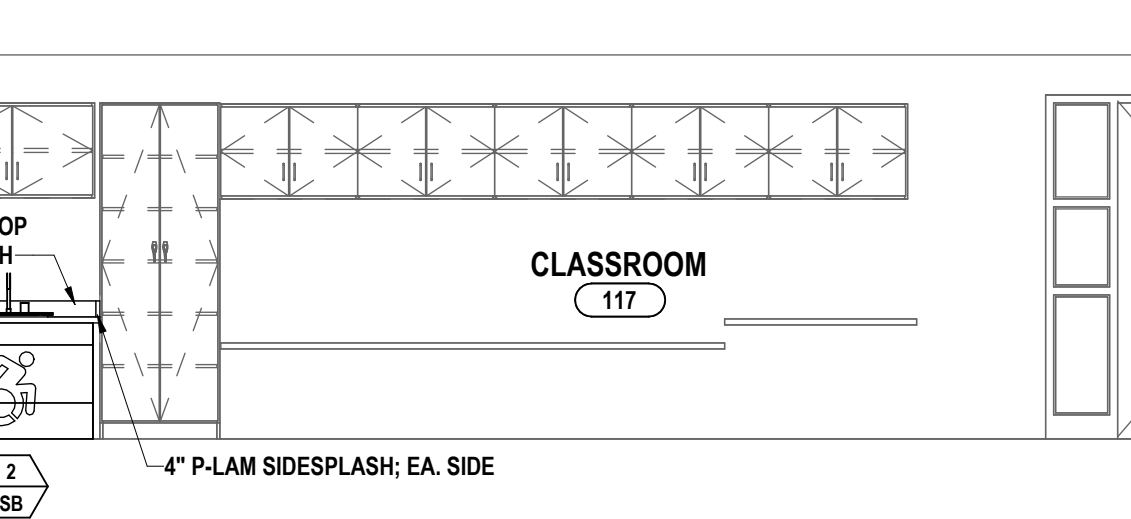
6 140 CLASSROOM - INTERIOR ELEVATION A
1/4" = 1'-0"



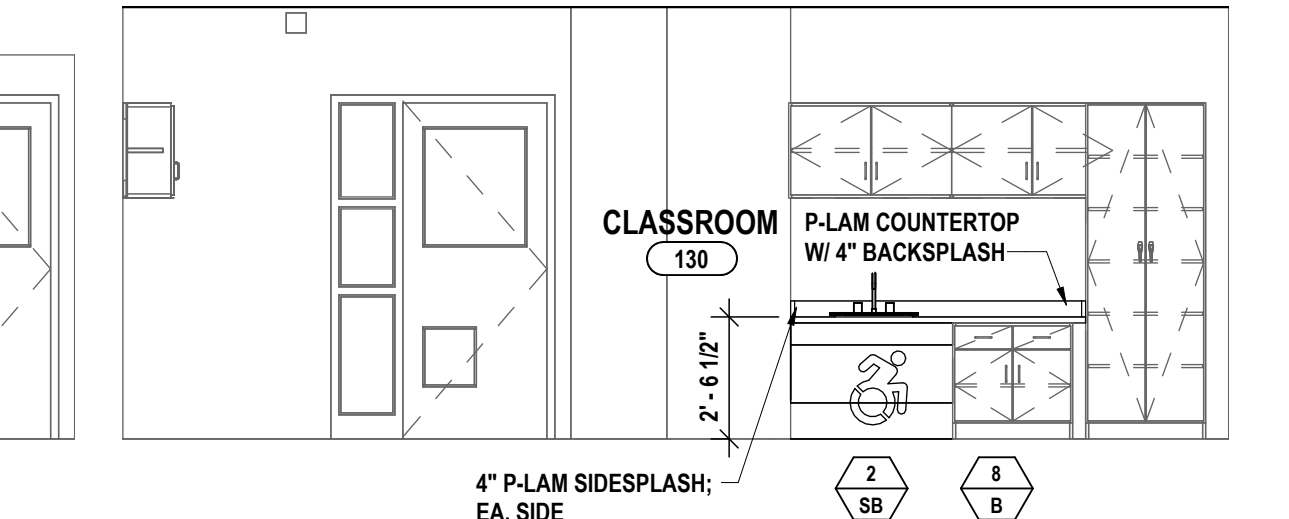
5 121 CLASSROOM - INTERIOR ELEVATION A
1/4" = 1'-0"



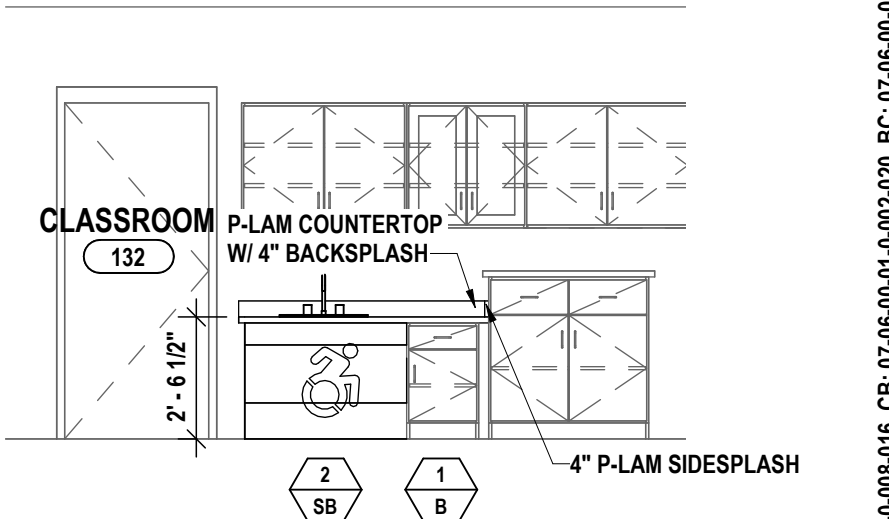
4 119 - CLASSROOM - INTERIOR ELEVATION A
1/4" = 1'-0"



3 117 CLASSROOM - INTERIOR ELEVATION A
1/4" = 1'-0"



2 130 CLASSROOM - INTERIOR ELEVATION A
1/4" = 1'-0"



1 132 CLASSROOM - INTERIOR ELEVATION A
1/4" = 1'-0"

FS: 07-06-001-000010; BC: 07-06-001-000020; BE: 07-06-001-000030; ED: 07-06-001-000040

INTERIOR ELEVATIONS
ELEMENTARY SCHOOLS 2026 RENOVATIONS
ELMIRA CITY SCHOOL DISTRICT
430 W Washington Ave. Elmira, NY 14901

CB-A5.1
PROJECT NO: 2012-255

HUNT ENGINEERS ARCHITECTS | SURVEYORS
HORSEHEADS, NY 607-658-1000
ROCKY HILLS, NY 860-307-7500
TOWANDA, PA 570-265-6600
BINGHAMTON, NY 607-798-8881
ALBANY, NY 607-758-8881
WWW.HUNTEAS.COM
NY CERTIFICATE NO. 0016250 PA CERTIFICATE NO. TSC220313464-1

DESCRIPTION OF REVISION:
ADDITION #4

DATE:
1 10/25/2025
2 10/28/2025

ISSUED FOR BID

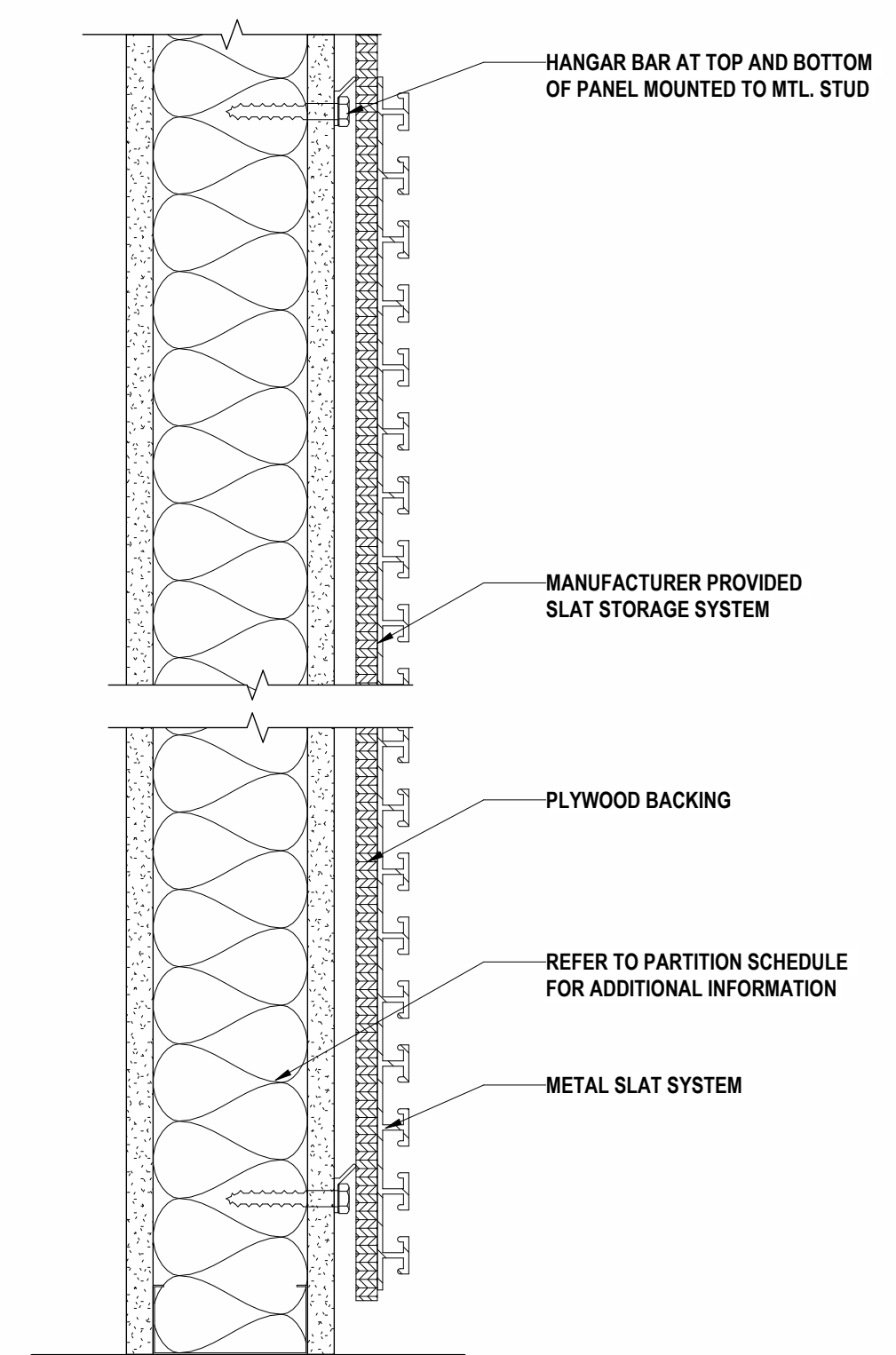
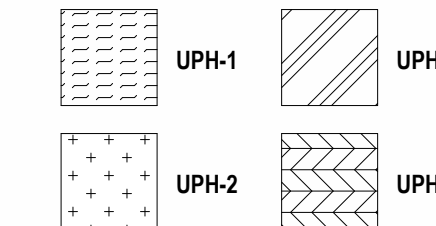
DATE: 12/12/2025

PHASE: CD

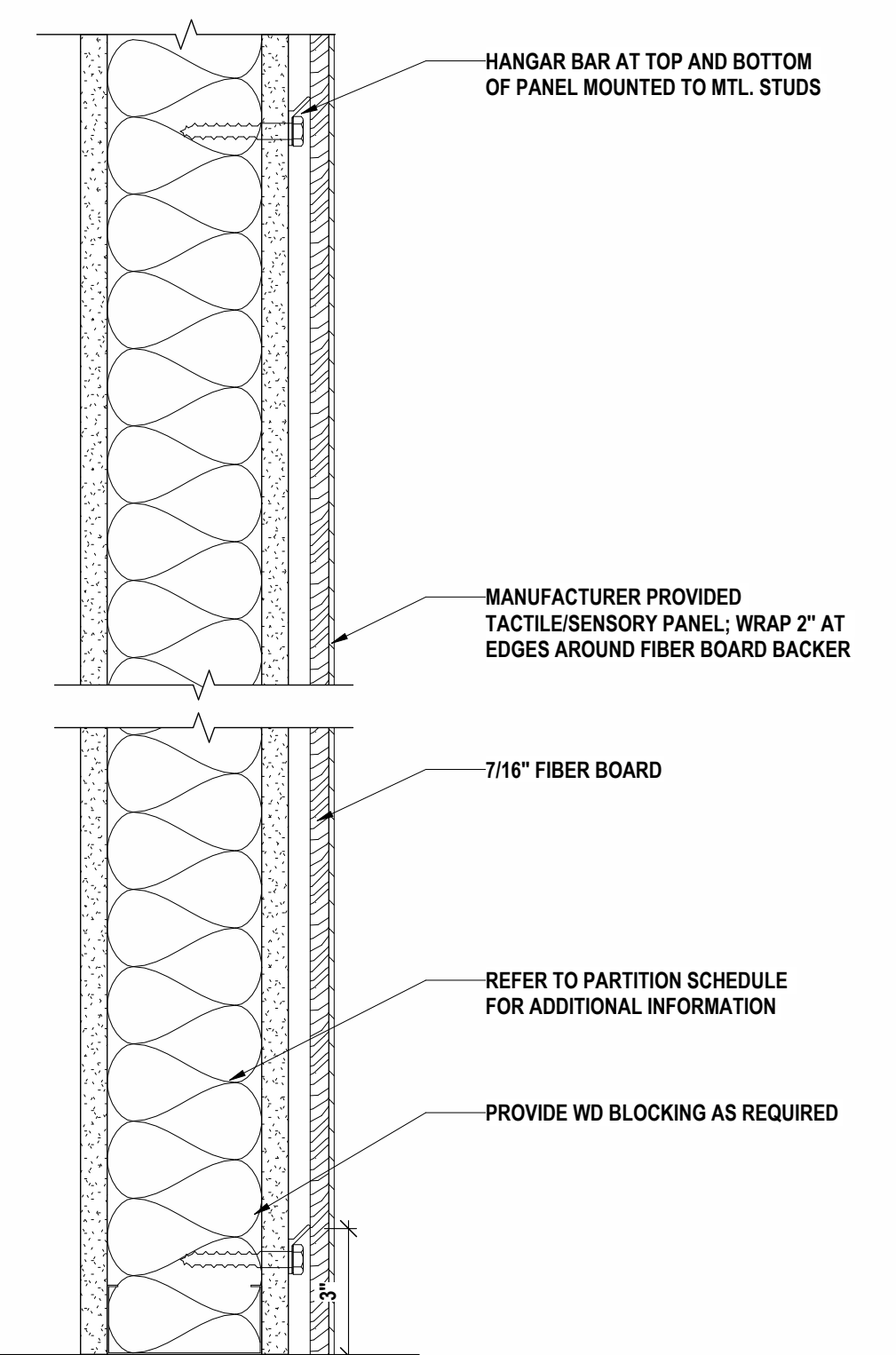
DRAWN BY: LAV
CHECKED BY: KAB
DATE: 12/12/2025

IT IS A VIOLATION OF THE LAW FOR ANY PERSON TO MAKE UNAUTHORIZED ALTERATIONS OR ADDITIONS TO PLANS DRAWN, ENGINEERED, ARCHITECTED OR SURVEYED BY THIS FIRM.

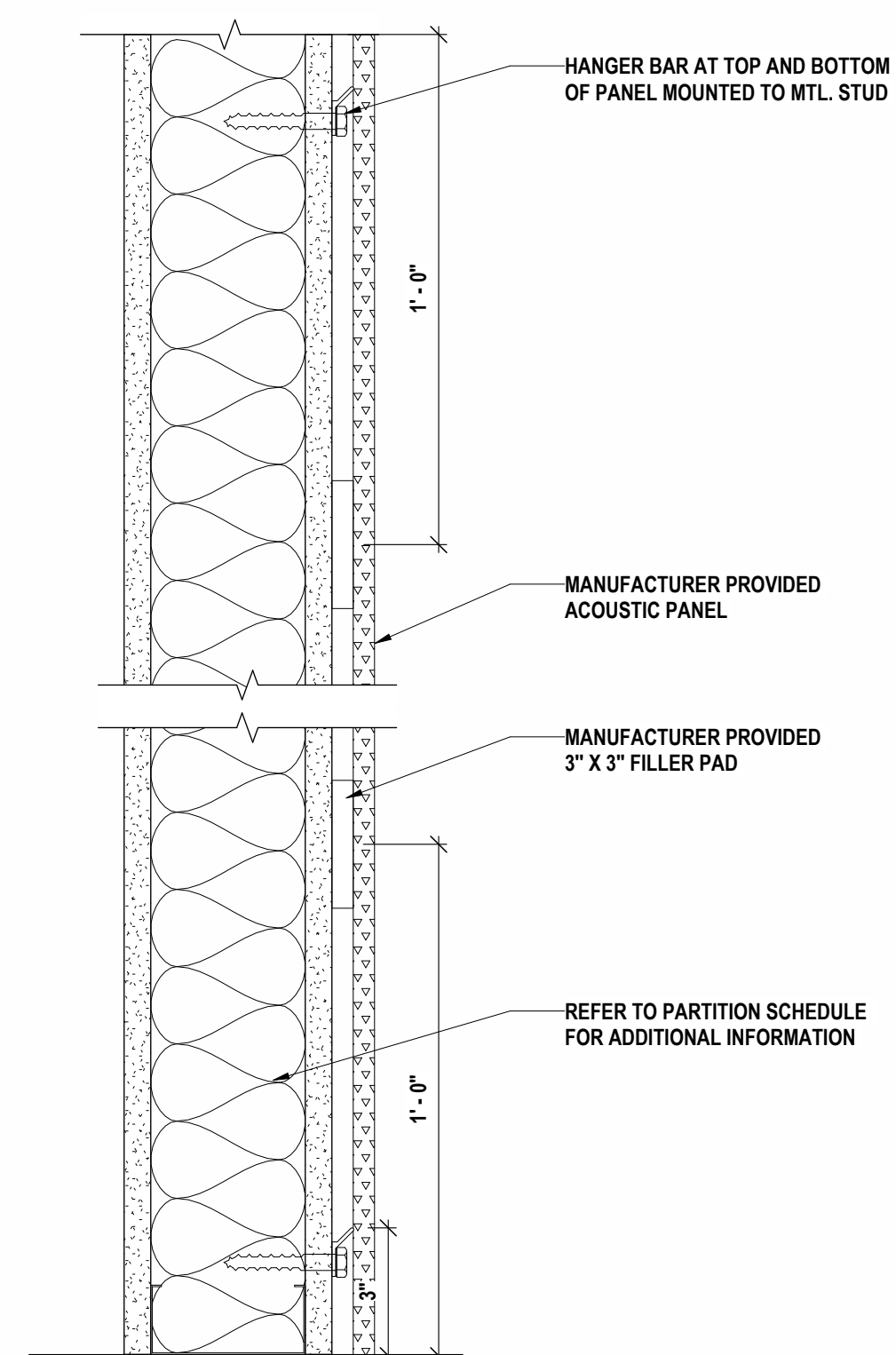
CASEWORK FINISH KEY



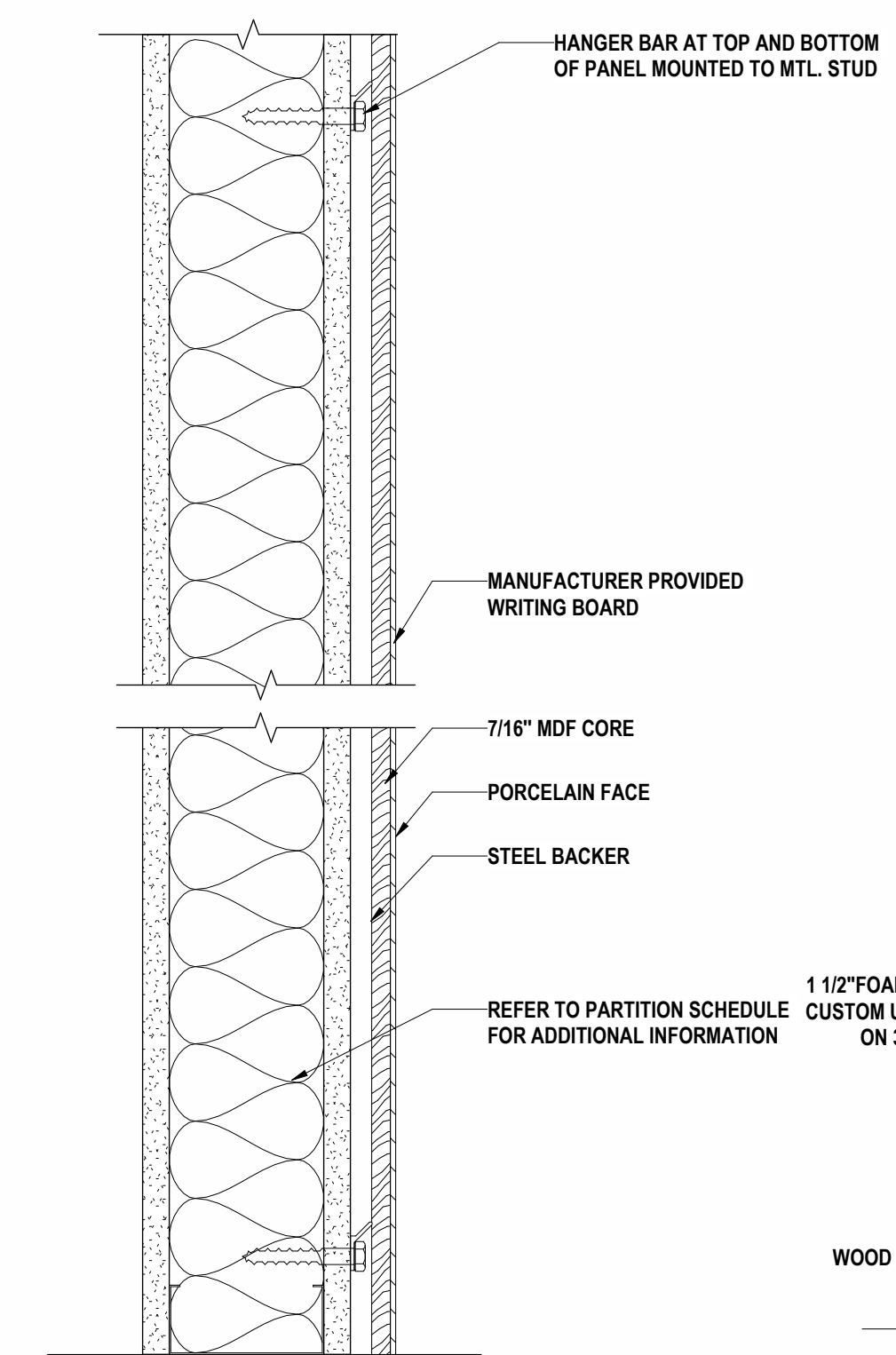
14 SLAT STORAGE PANEL (WP-5) MOUNTING DETAIL
3" = 1'-0"



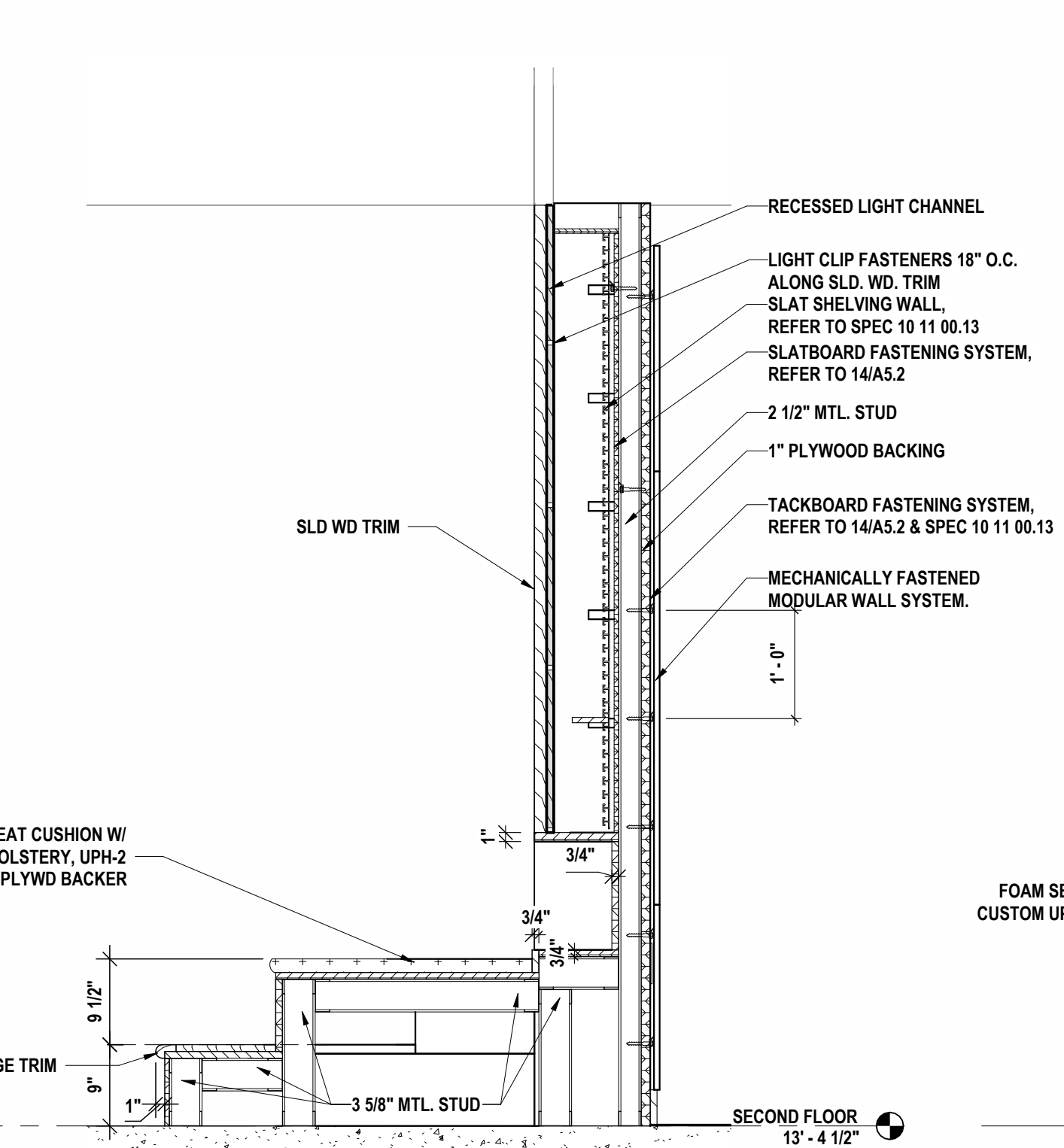
13 TACTILE/SENSORY PANEL (WP-4) MOUNTING DETAIL
3" = 1'-0"



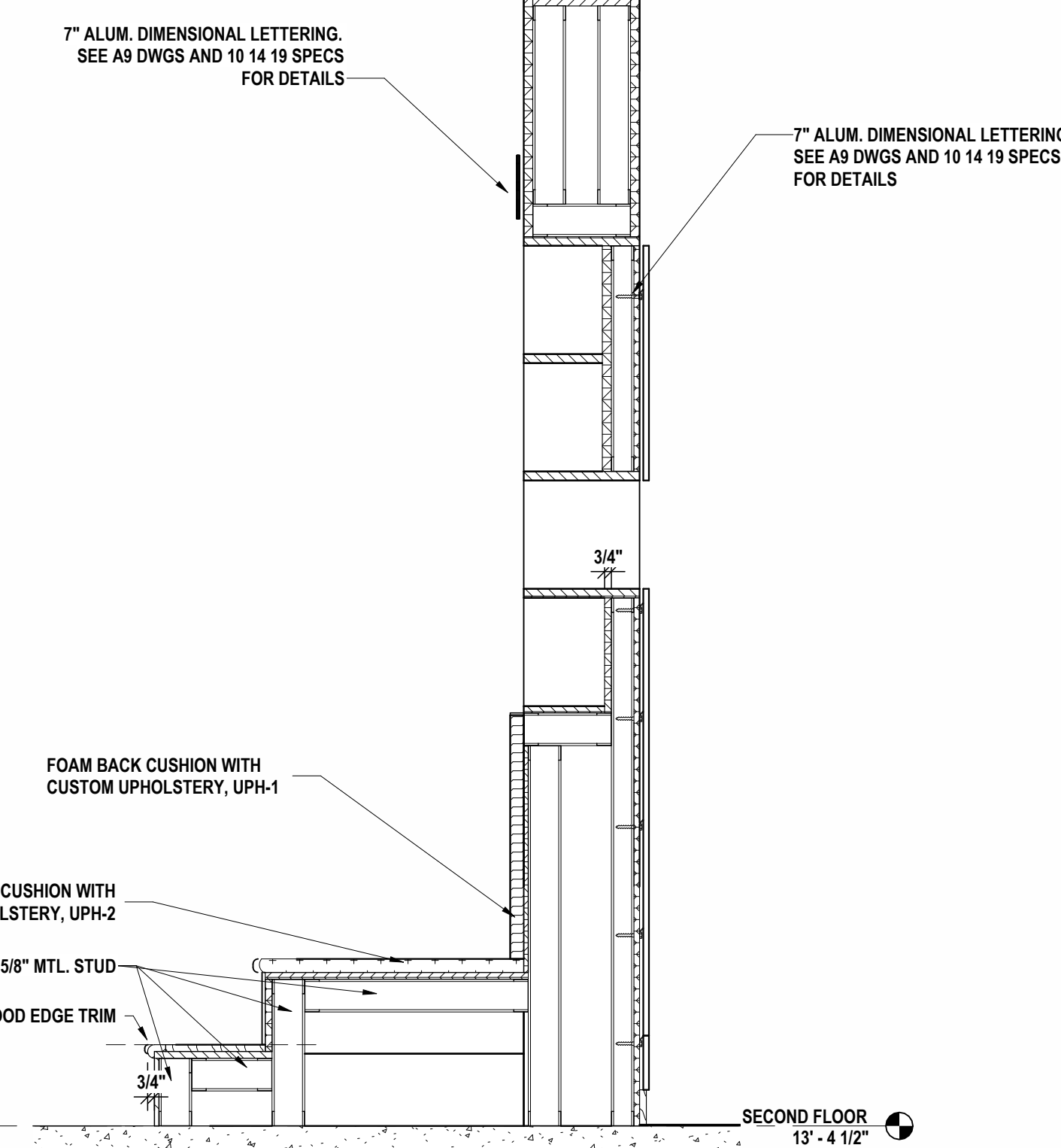
12 ACOUSTIC PANEL (WP-2.3) MOUNTING DETAIL
3" = 1'-0"



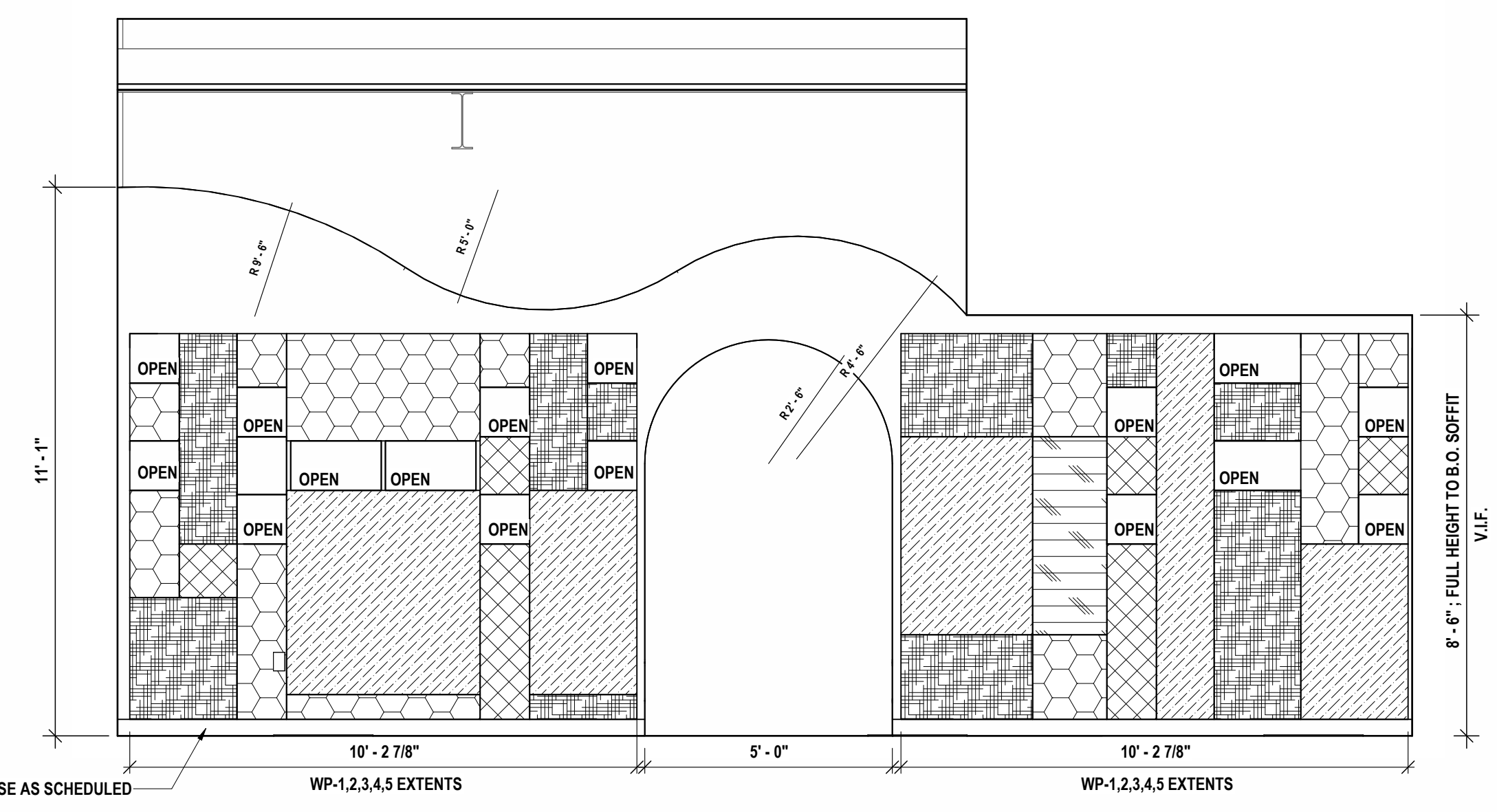
11 MARKERBOARD (WP-1) MOUNTING DETAIL
3" = 1'-0"



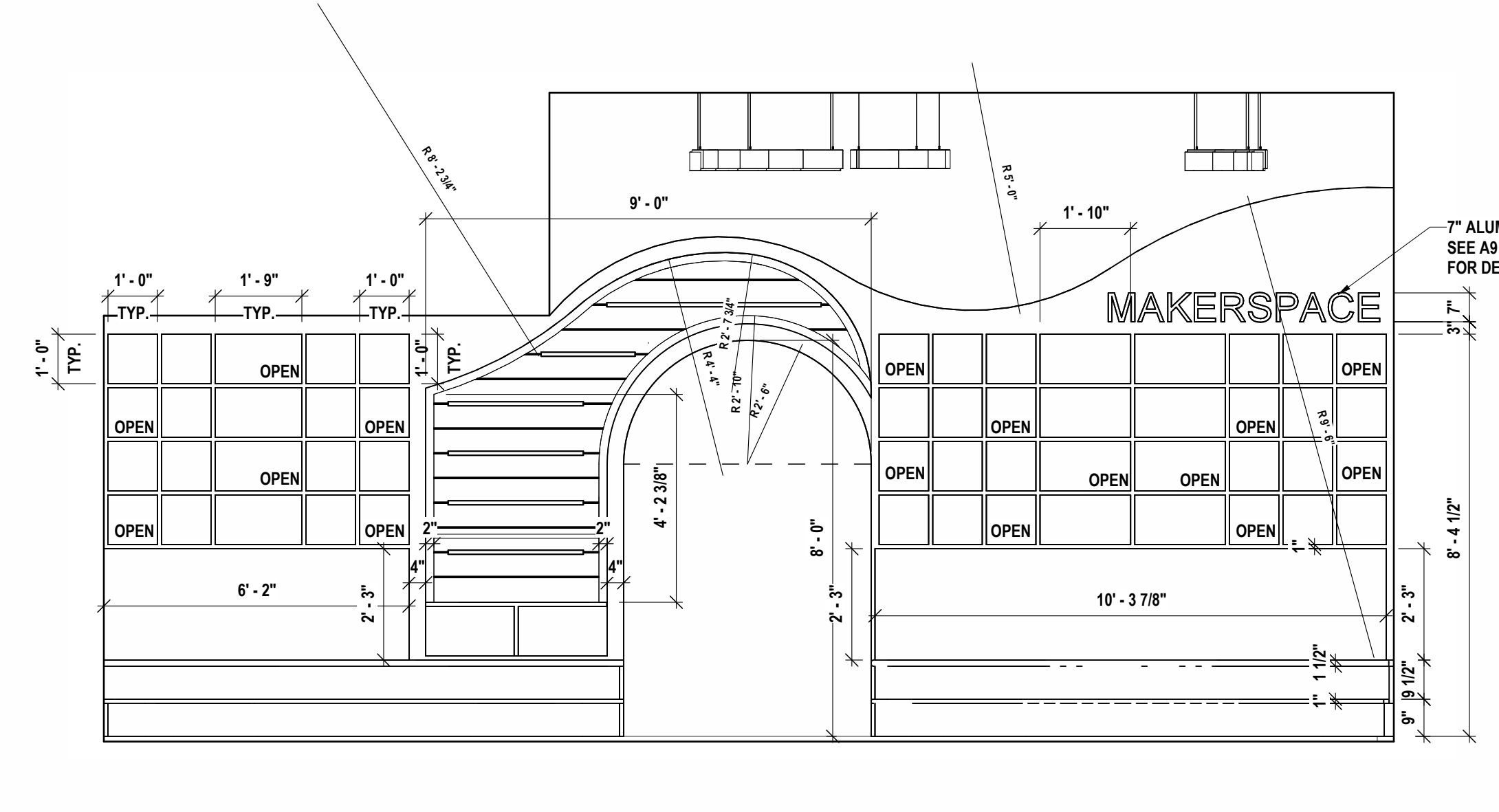
9 ALT# CB-6 - LIBRARY PARTITION DETAIL A - BOOK DISPLAY
3/4" = 1'-0"




10 ALT# CB-6 - LIBRARY PARTITION SECTION B - CUBBIES
3/4" = 1'-0"



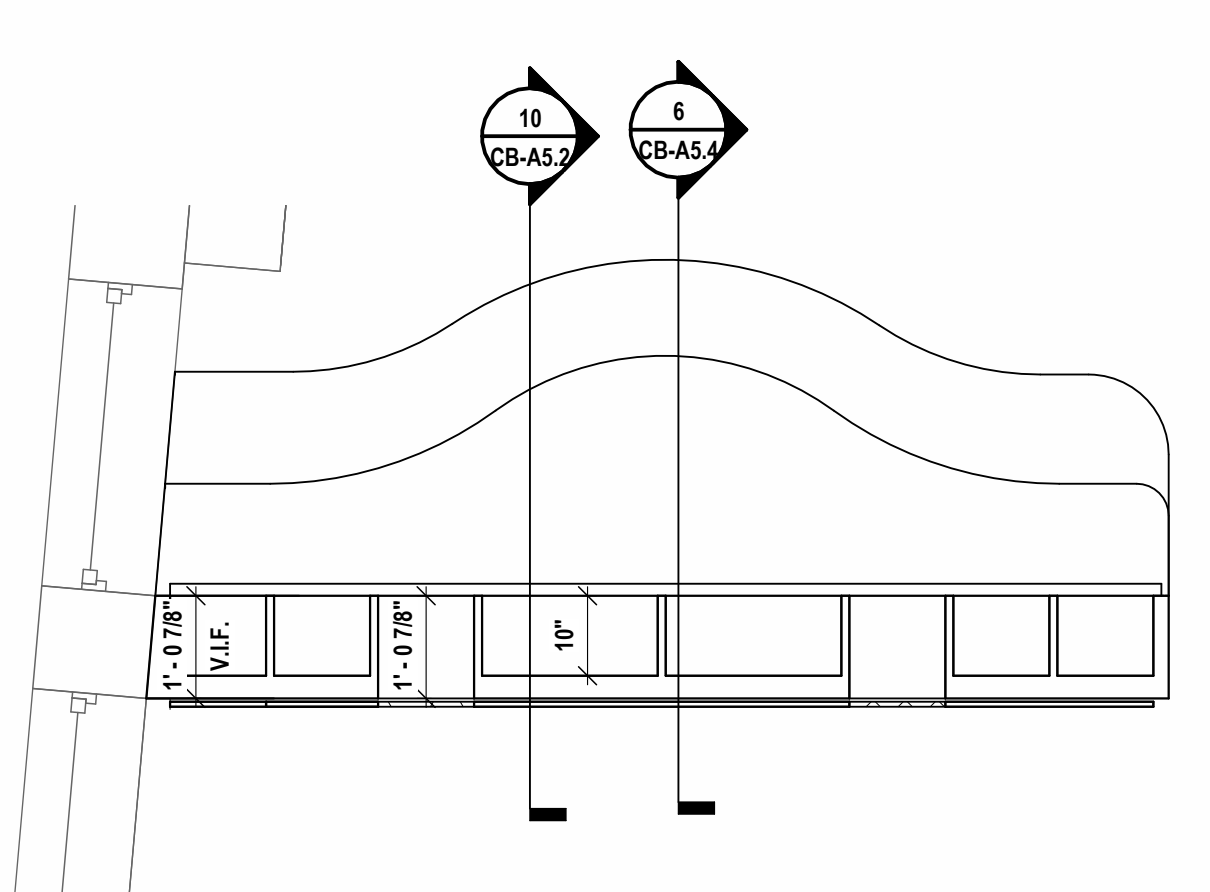
8 ALT# CB-6 - LIBRARY PARTITION ELEVATION B
3/8" = 1'-0"



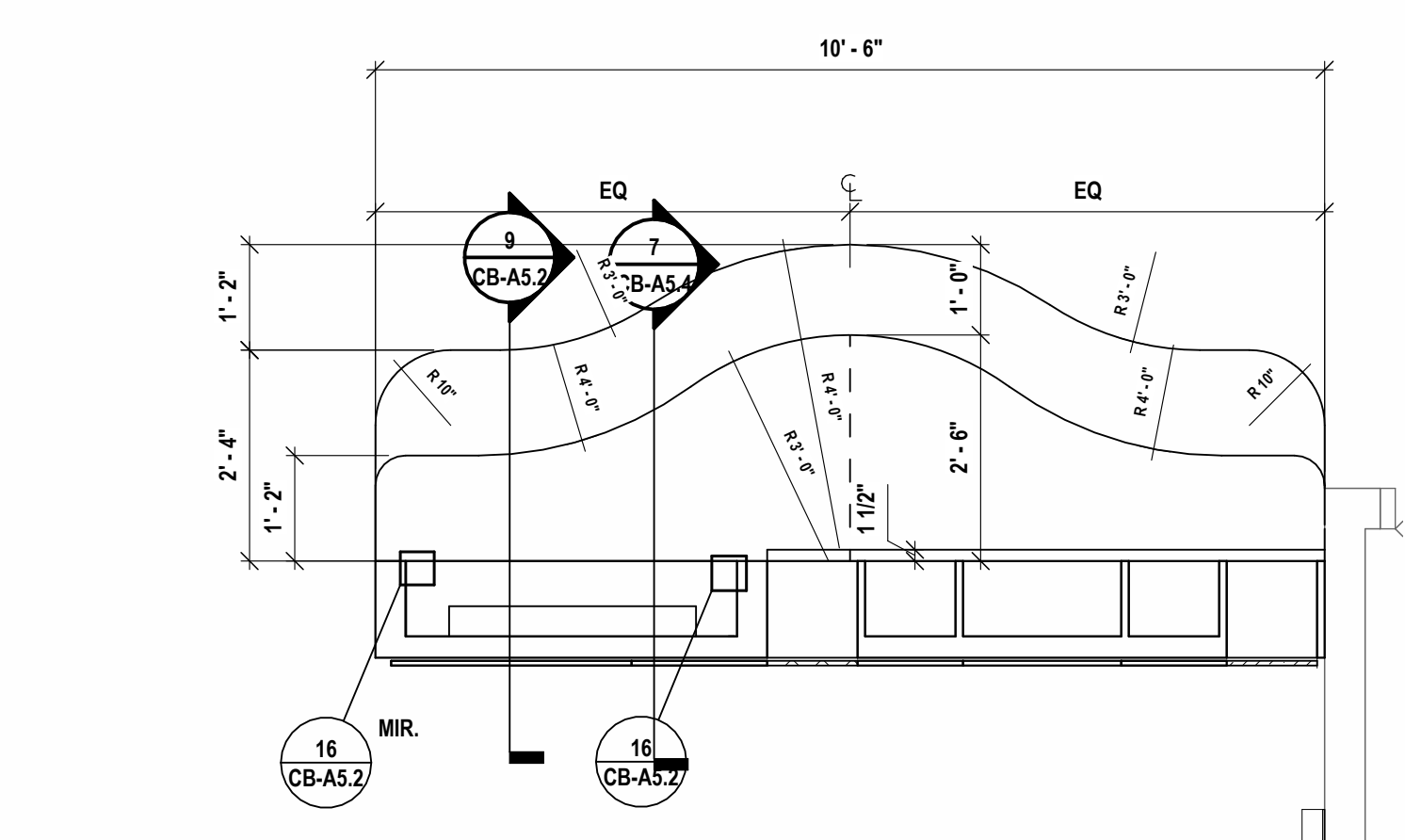
7 ALT# CB-6 - LIBRARY PARTITION ELEVATION A
3/8" = 1'-0"



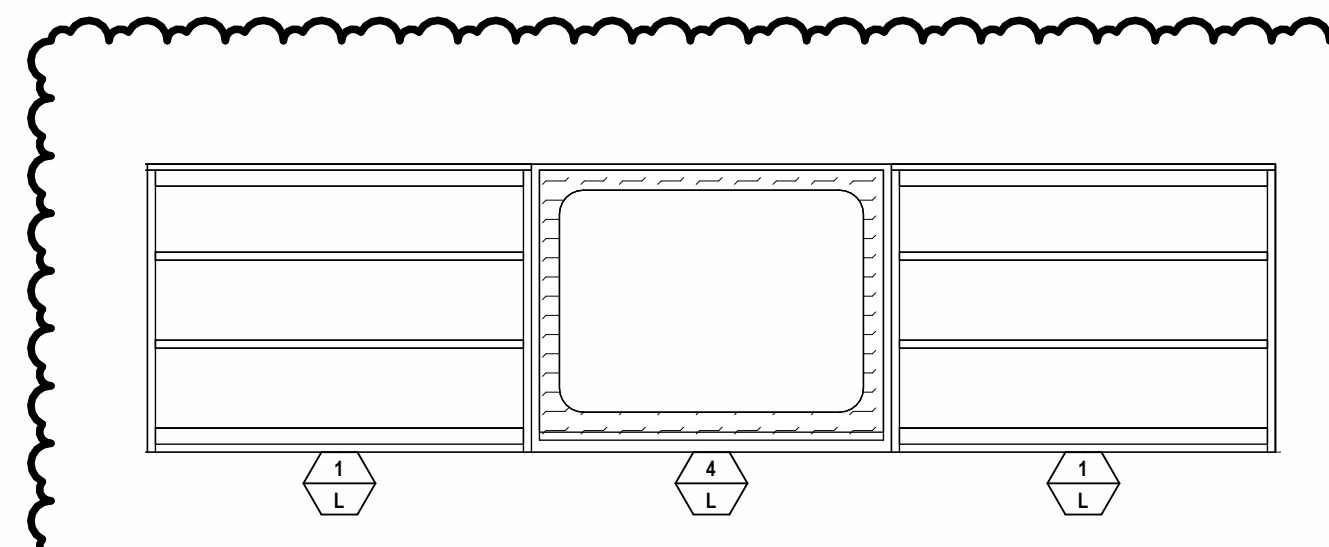
6 ALT# CB-6 - LIBRARY PARTITION WALL AXON



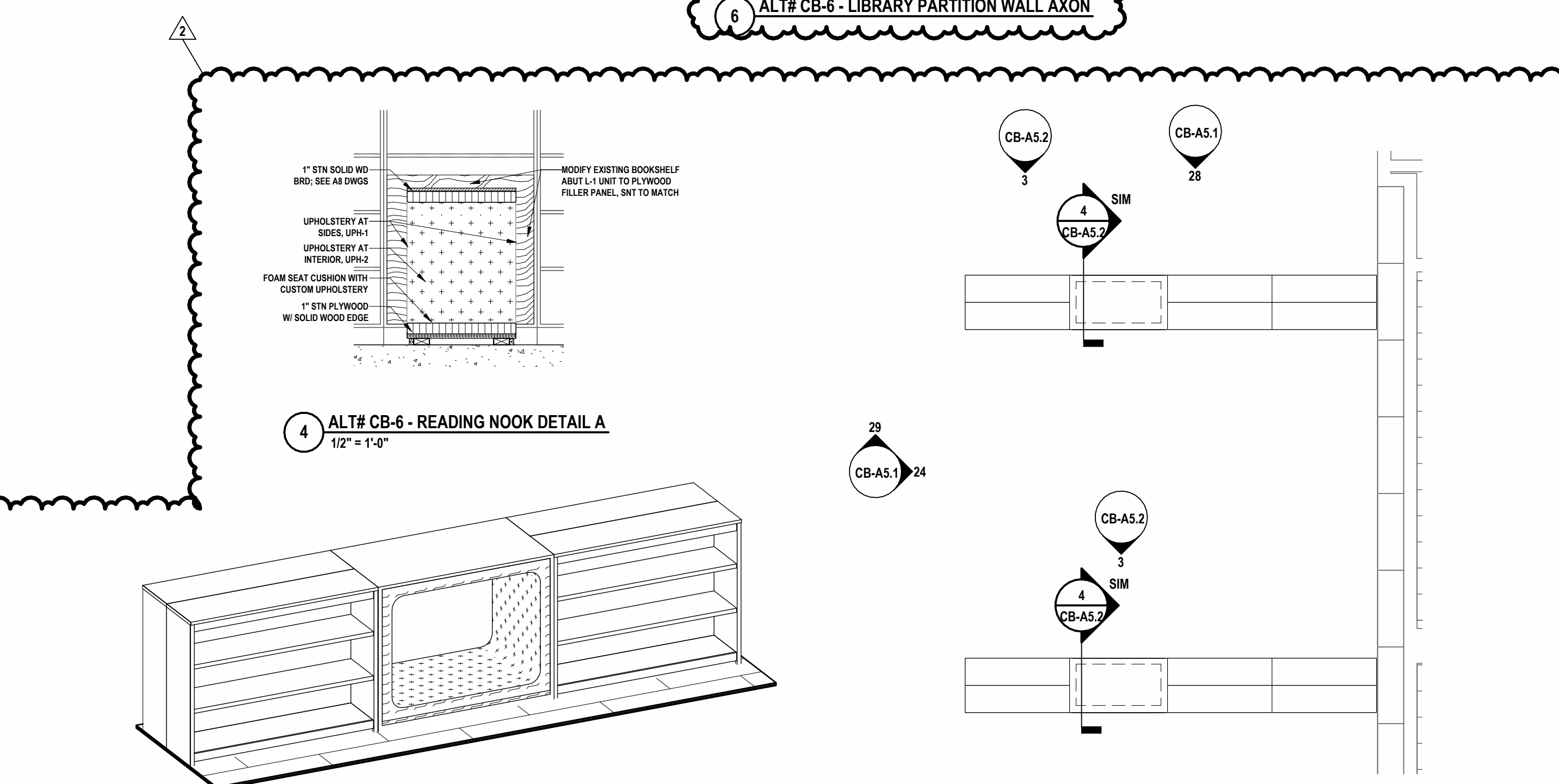
5 ALT# CB-6 - ENLARGED LIBRARY PARTITION PLAN
1/4" = 1'-0"



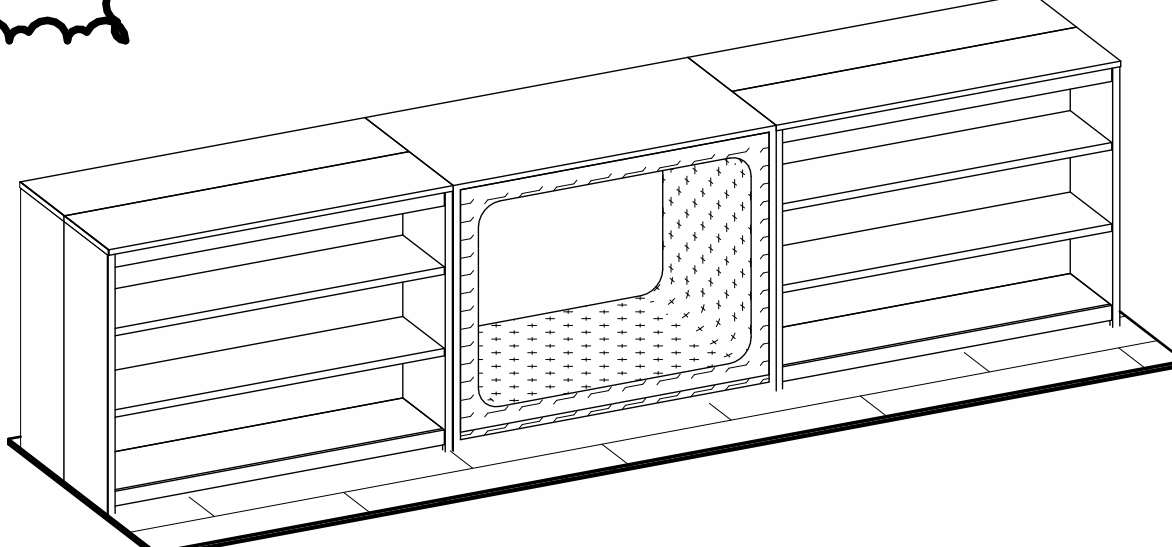
16 ALT# CB-6 - LIBRARY PARTITION RECESSED LIGHTING DETAIL
1/2" = 1'-0"



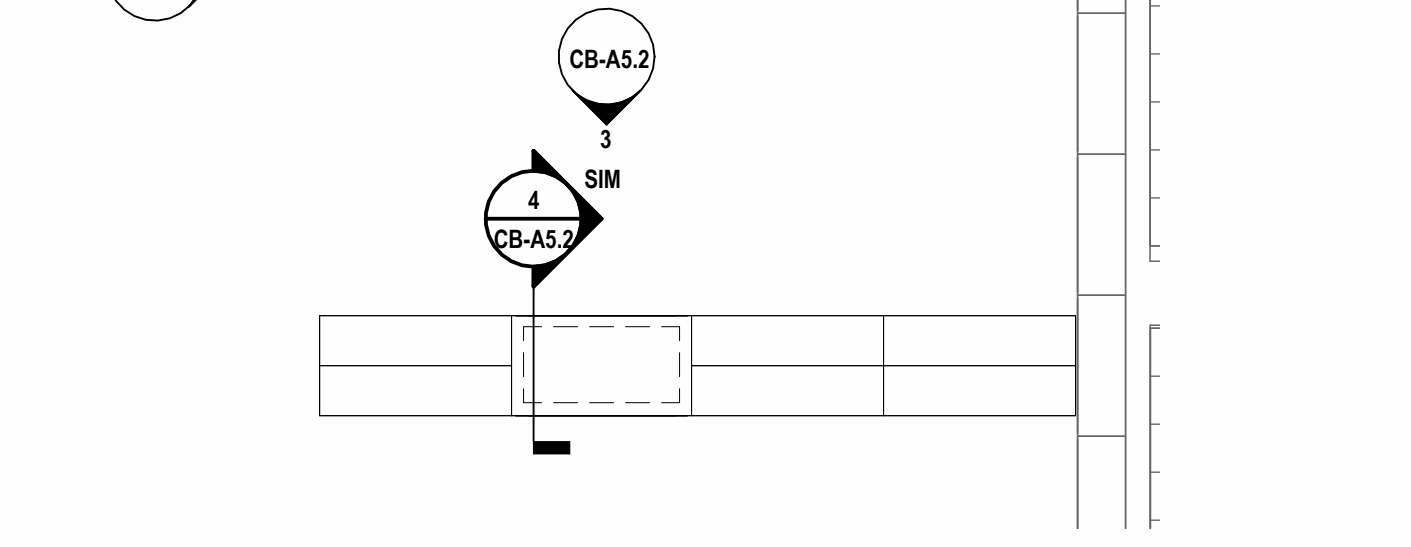
3 ALT# CB-6 - READING NOOK ELEVATION A
1/2" = 1'-0"



4 ALT# CB-6 - READING NOOK DETAIL A
1/2" = 1'-0"



2 ALT# CB-6 - LIBRARY READING NOOK AXON
1/4" = 1'-0"

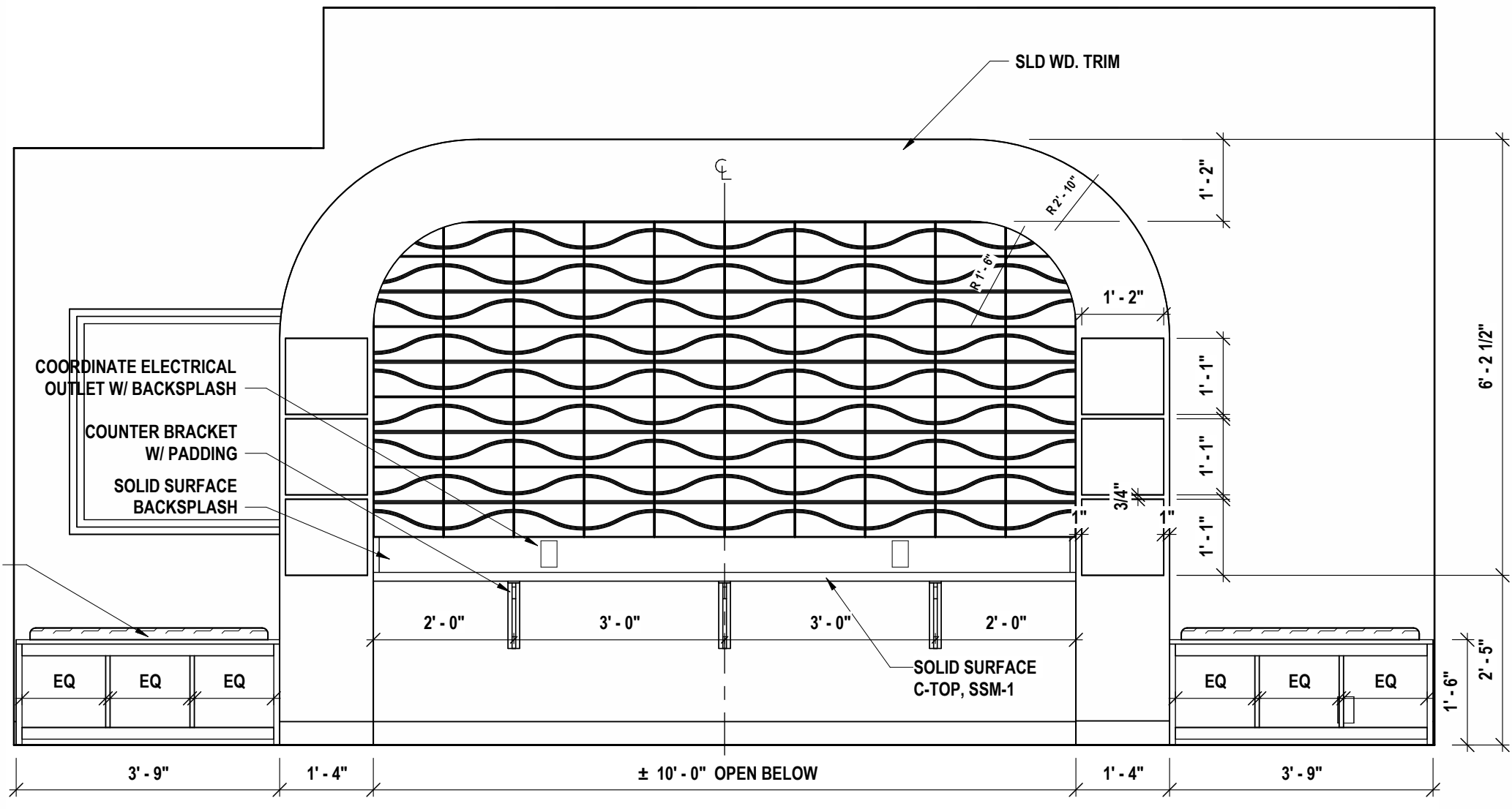


1 ENLARGED LIBRARY READING NOOK PLAN
1/4" = 1'-0"

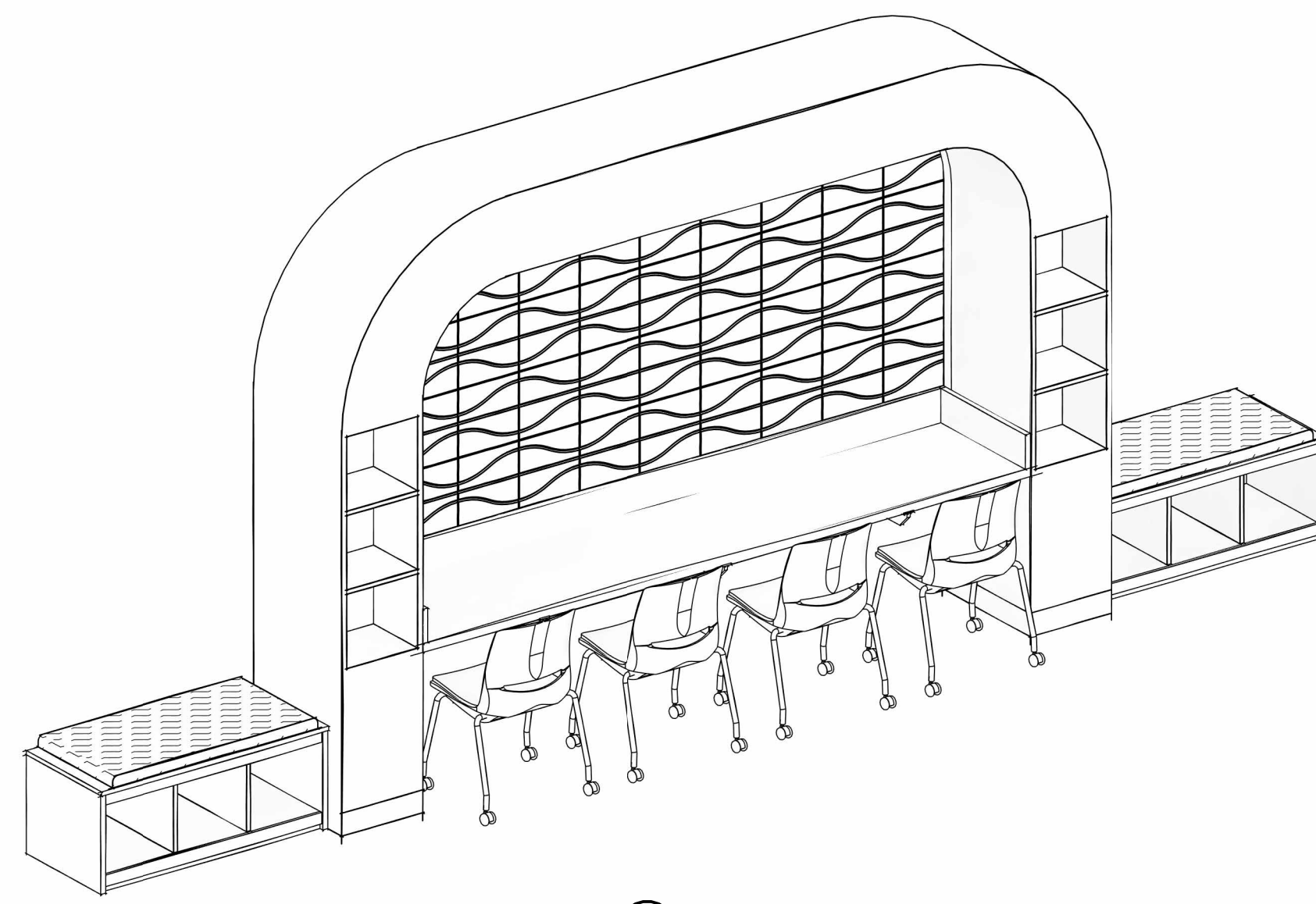
DATE:	12/12/2025	
CHECKED BY:	KAB	
DRAWN BY:	MWFLAV	
PHASE:	CD	
DESCRIPTION OF REVISION:	ISSUED FOR BID	
#	DATE	DESCRIPTION OF REVISION
1	12/22/2025	ISSUED FOR BID
2	12/22/2025	ISSUED FOR BID

HUNT ENGINEERS ARCHITECTS | SURVEYORS
 HORSEHEADS, NY 607-268-1000 | ROCKY HILLS, CT 860-268-1000 | TOWANDA, PA 570-265-4666
 BINGHAMTON, NY 607-798-8881 | ALBANY, NY 607-798-8881
 WWW.HUNTEAS.COM
 NY CERTIFICATE NO. 0016250 | PA CERTIFICATE NO. TSC220313464-1

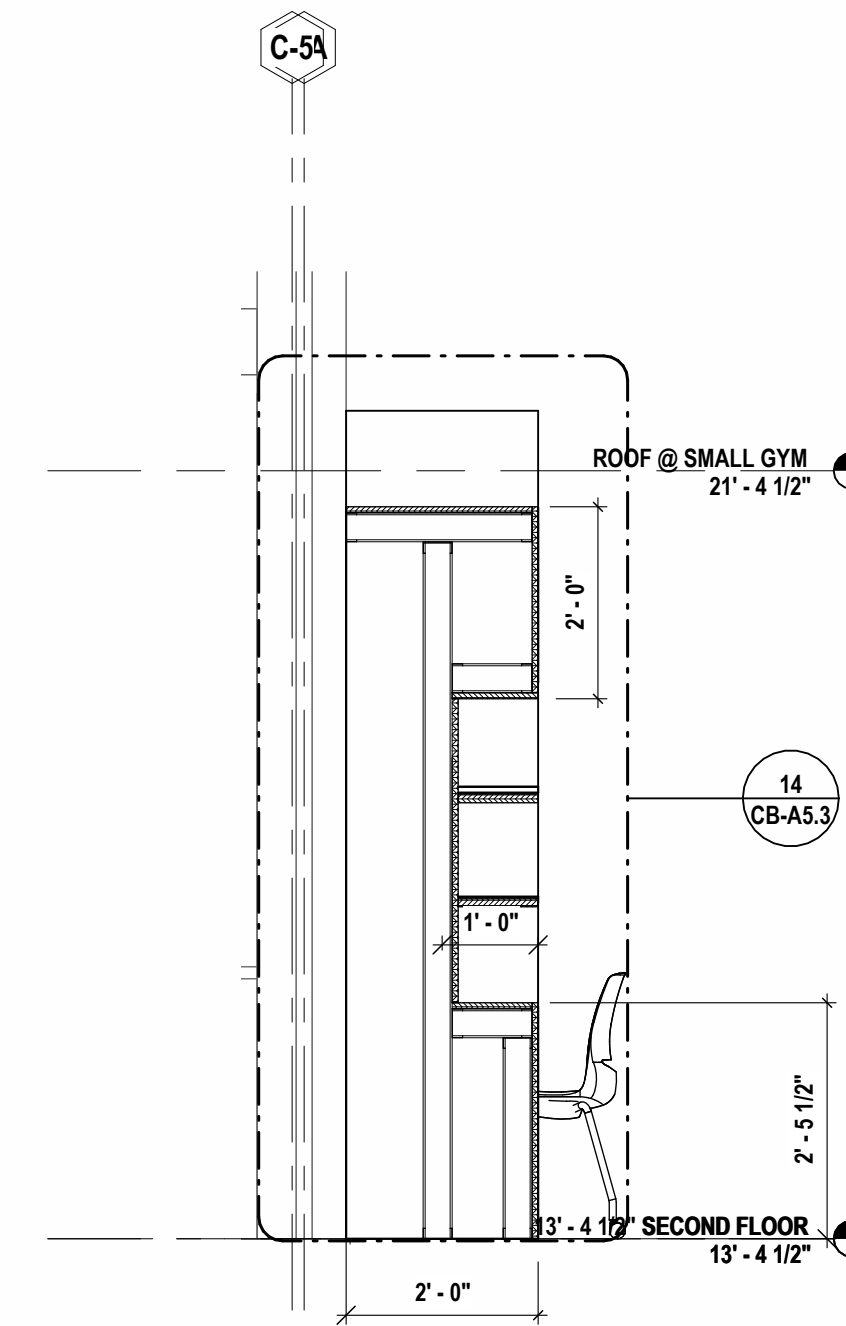
CUSTOM ARCHITECTURAL CASEWORK - LIBRARY
ELEMENTARY SCHOOLS 2026 RENOVATIONS
ELMIRA CITY SCHOOL DISTRICT
 430 W Washington Ave, Elmira, NY 14901
CB-A5.2
 PROJECT NO: 2012-255



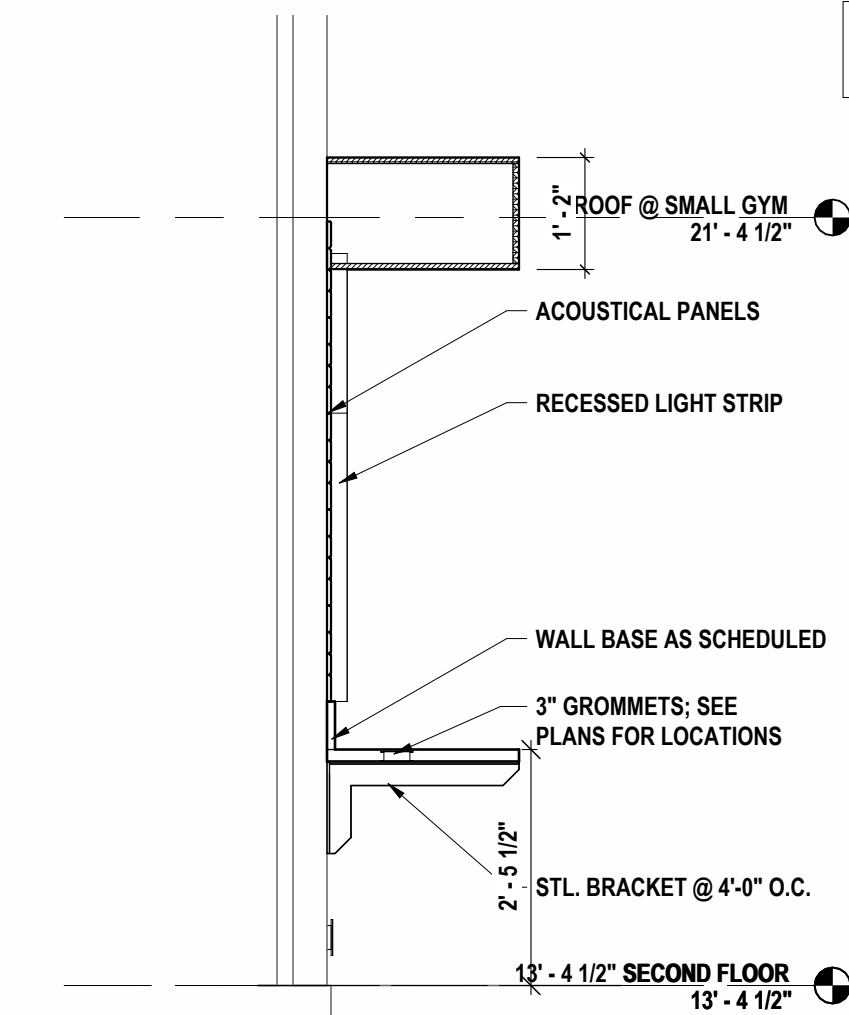
18 LIBRARY BENCHING ELEVATION A
1/2" = 1'-0"



17 LIBRARY BENCHING AXON

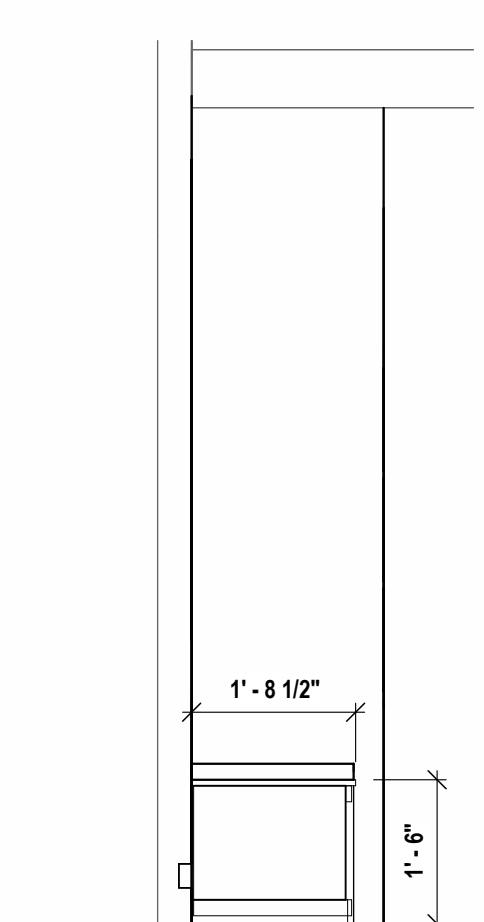
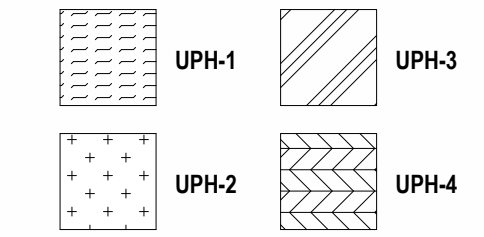


16 LIBRARY BENCHING SHELVING SECTION
1/2" = 1'-0"

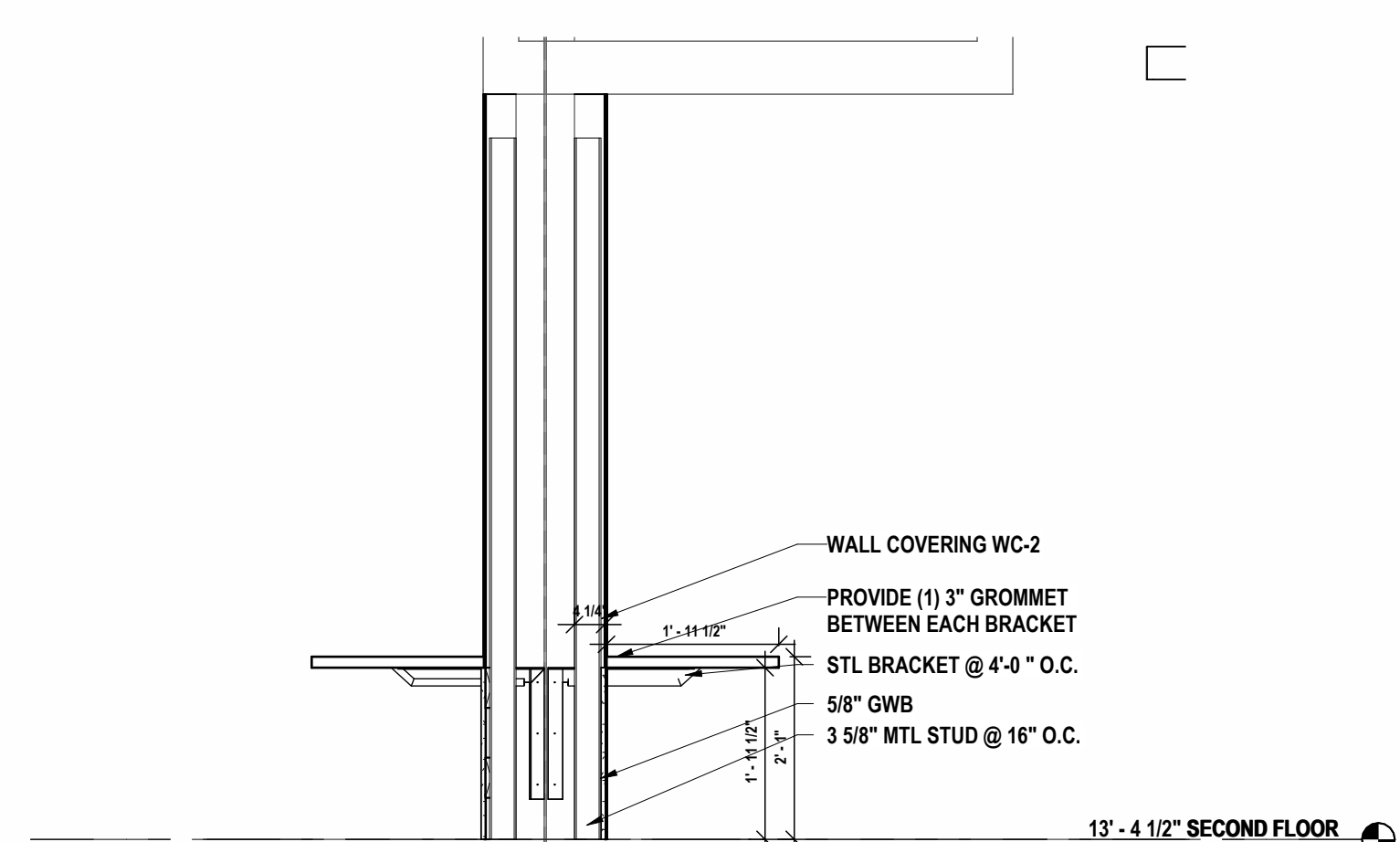


15 LIBRARY BENCHING SECTION
1/2" = 1'-0"

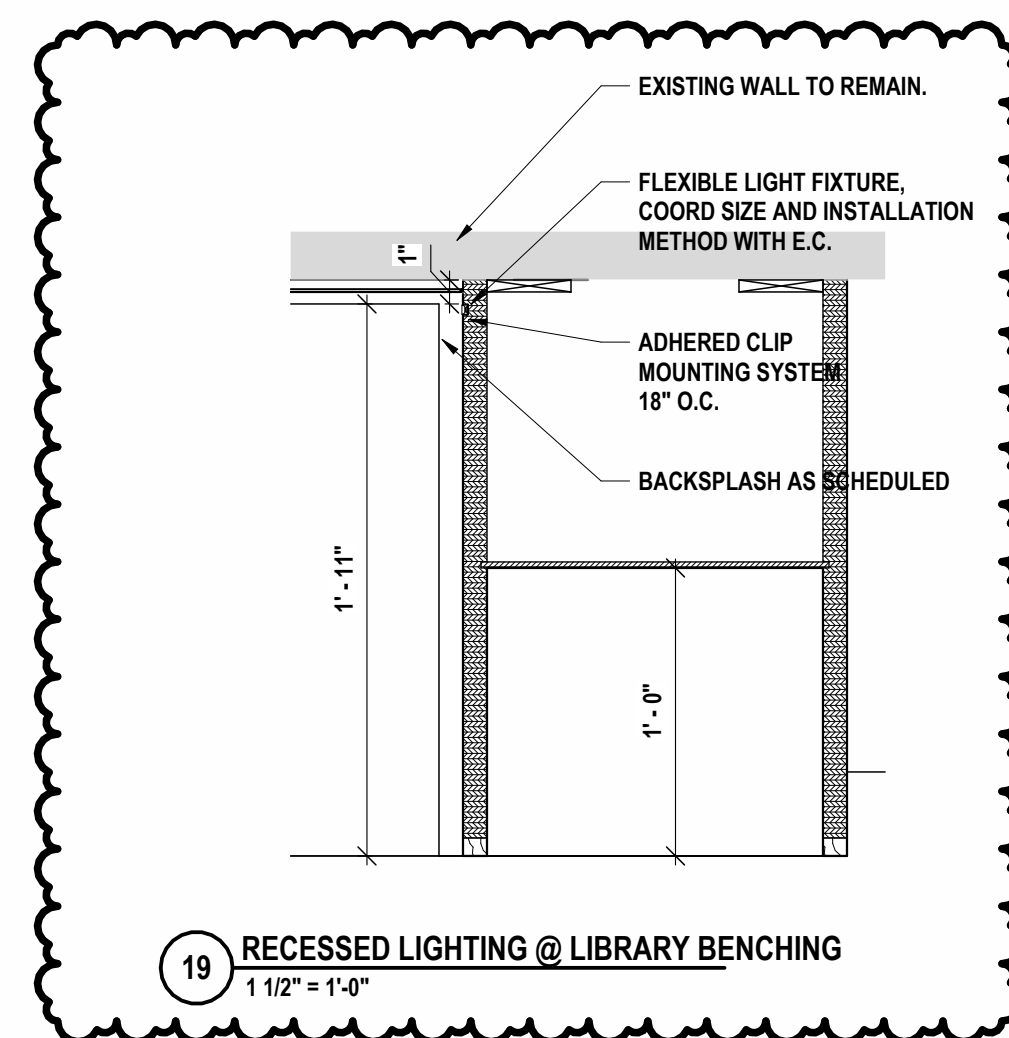
CASEWORK FINISH KEY



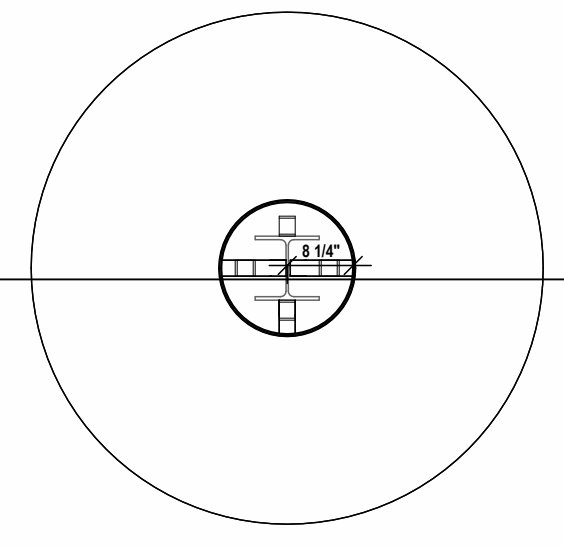
14 LIBRARY BENCHING DETAIL A
1/2" = 1'-0"



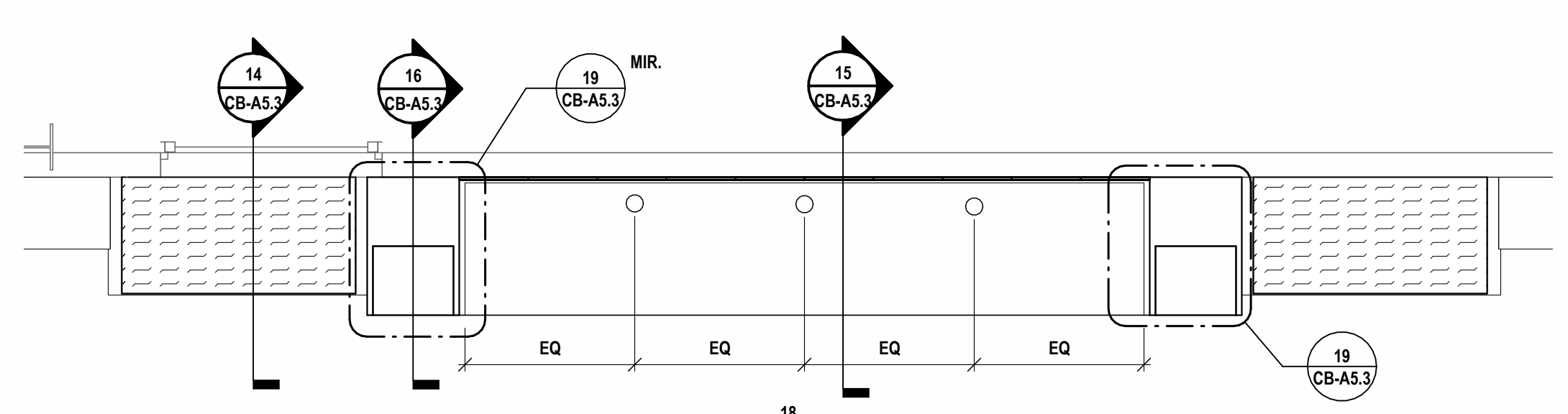
13 LIBRARY COLUMN COUNTERTOP
1/2" = 1'-0"



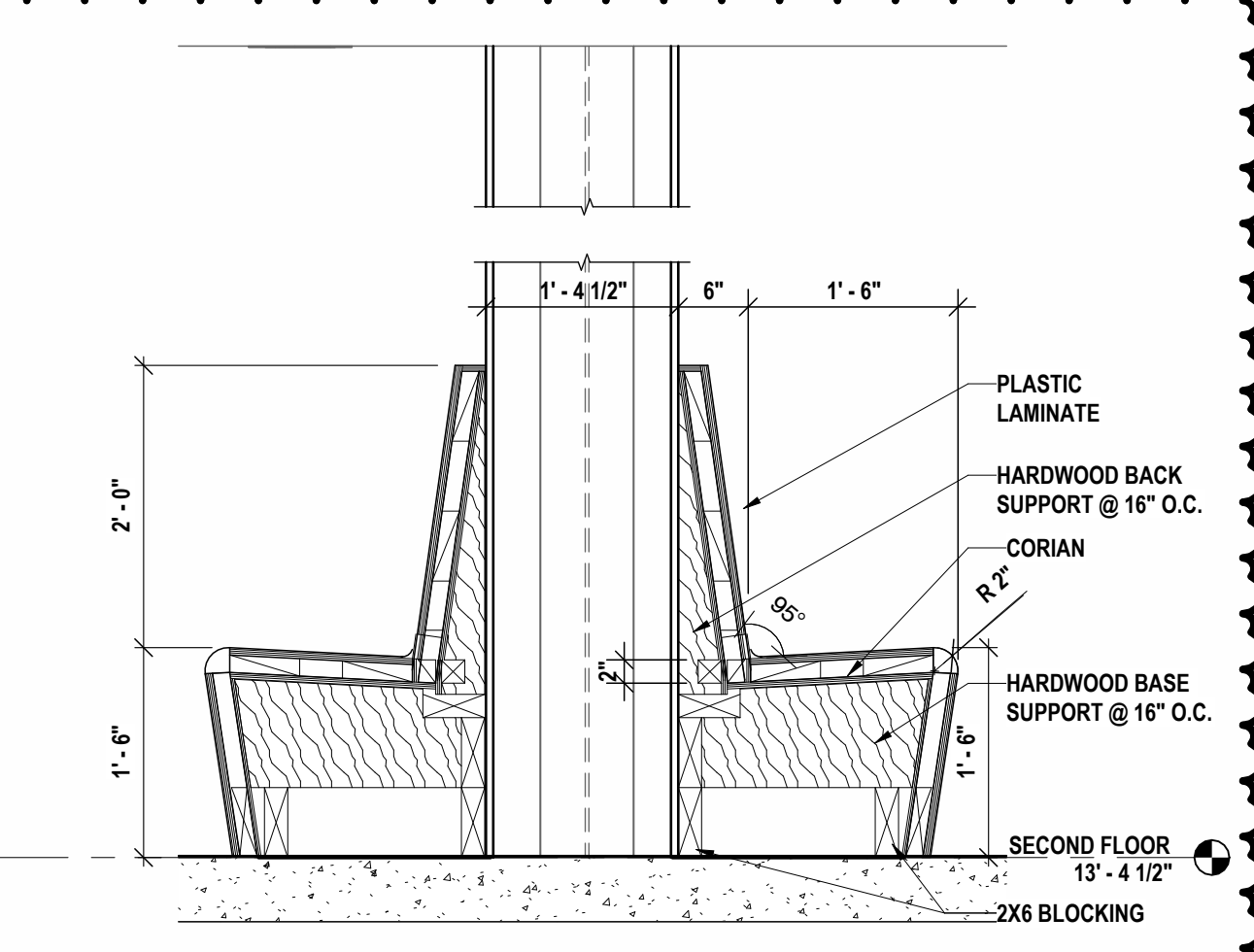
19 RECESSED LIGHTING @ LIBRARY BENCHING
1 1/2" = 1'-0"



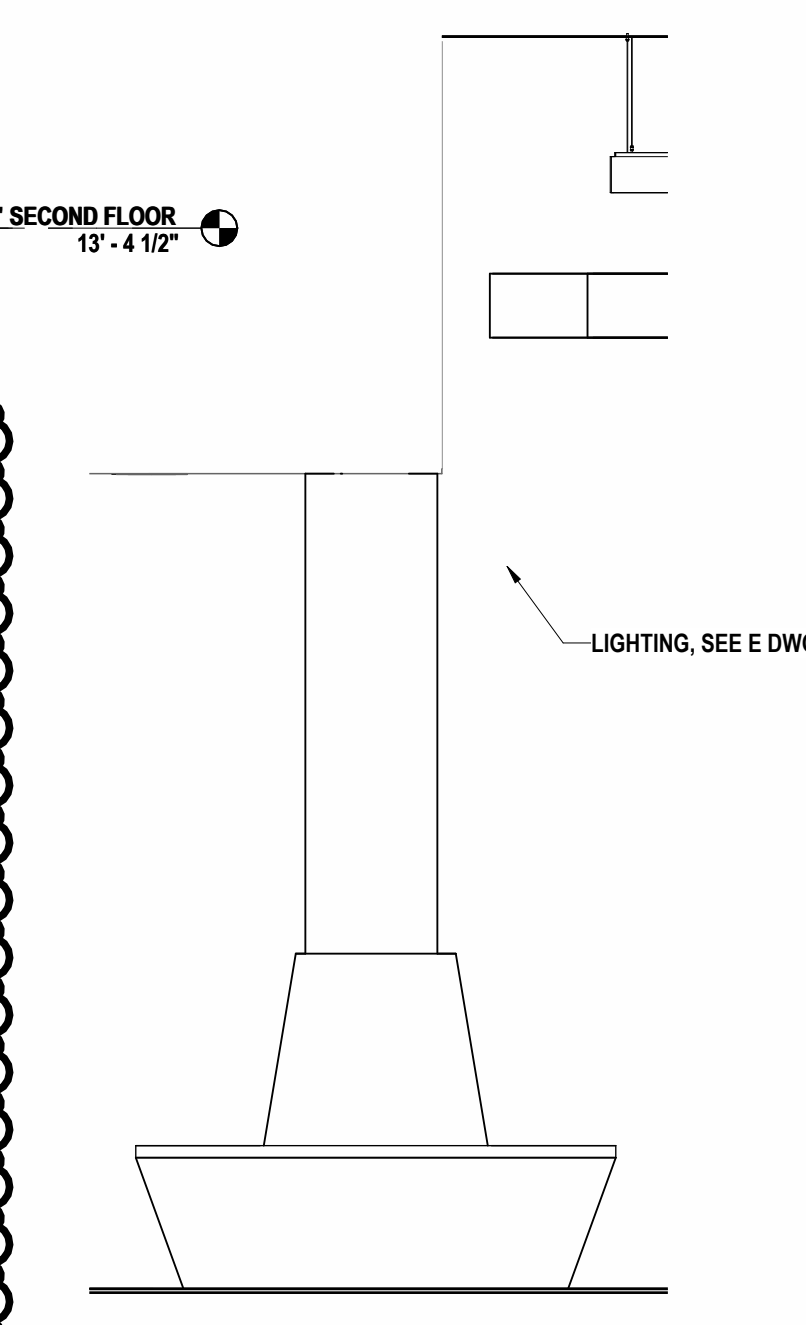
12 COLUMN COUNTERTOP
1/2" = 1'-0"



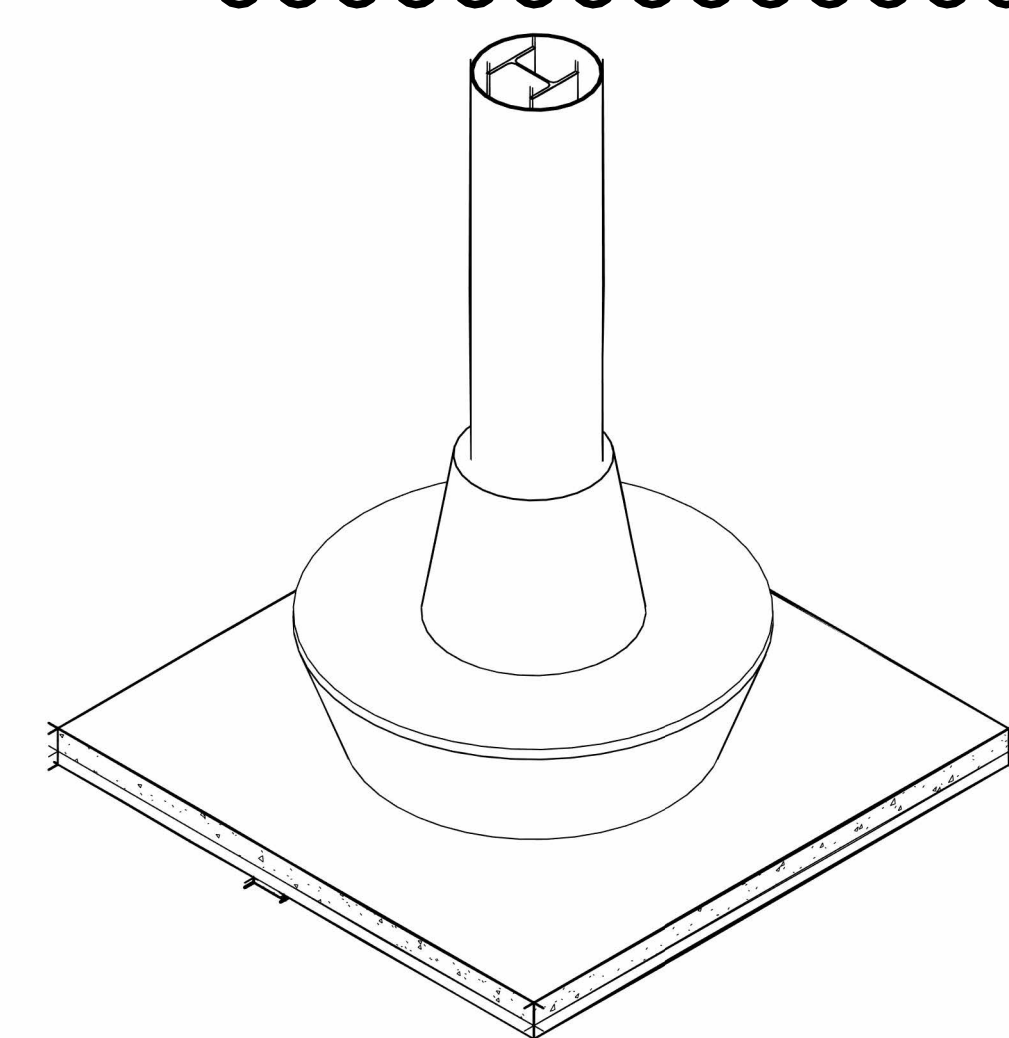
11 ENLARGED BENCHING PLAN
1/2" = 1'-0"



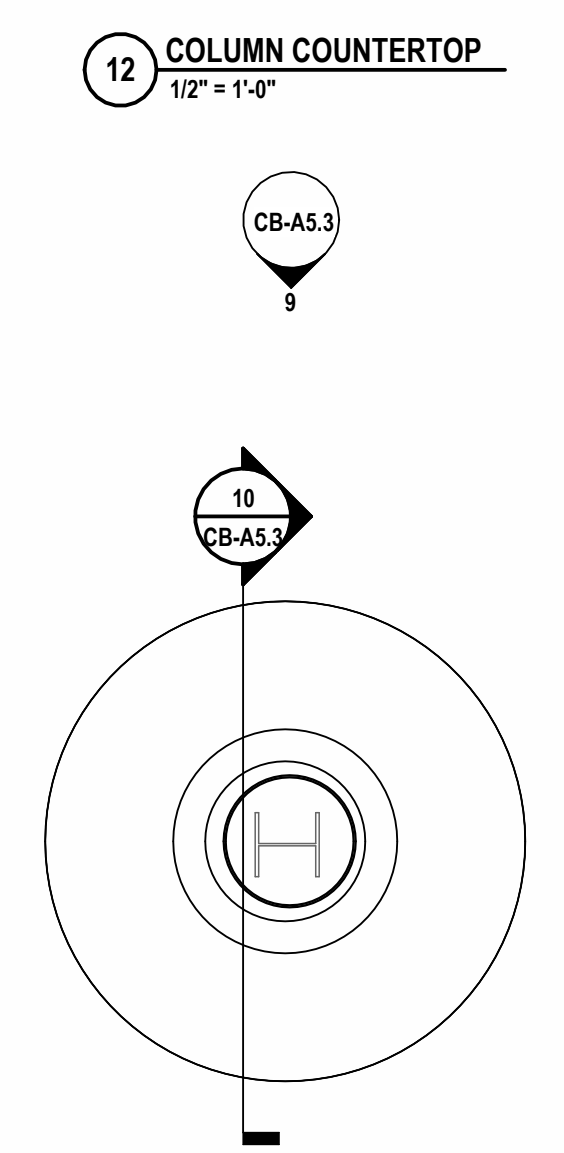
10 COLUMN BENCH SEATING DETAIL A
3/4" = 1'-0"



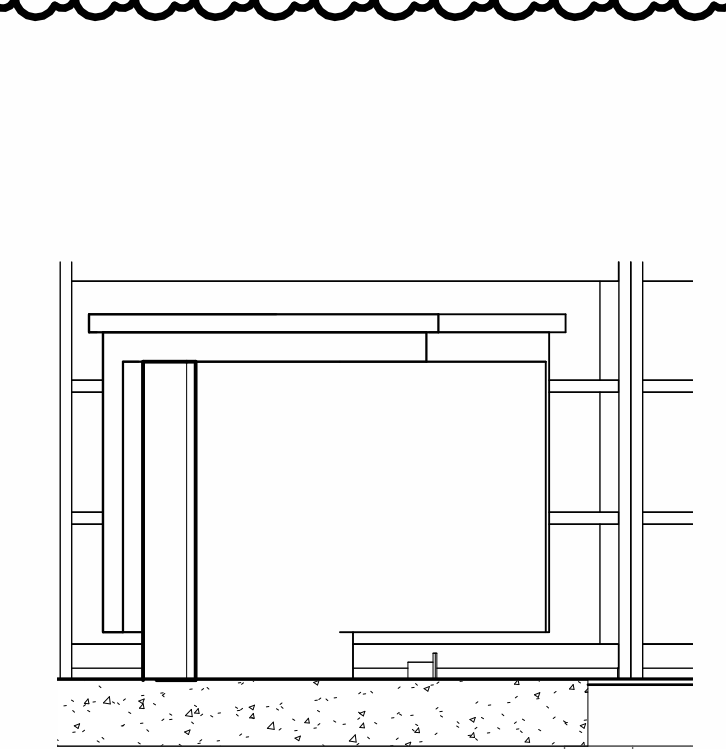
9 COLUMN BENCH SEATING ELEVATION A
1/2" = 1'-0"



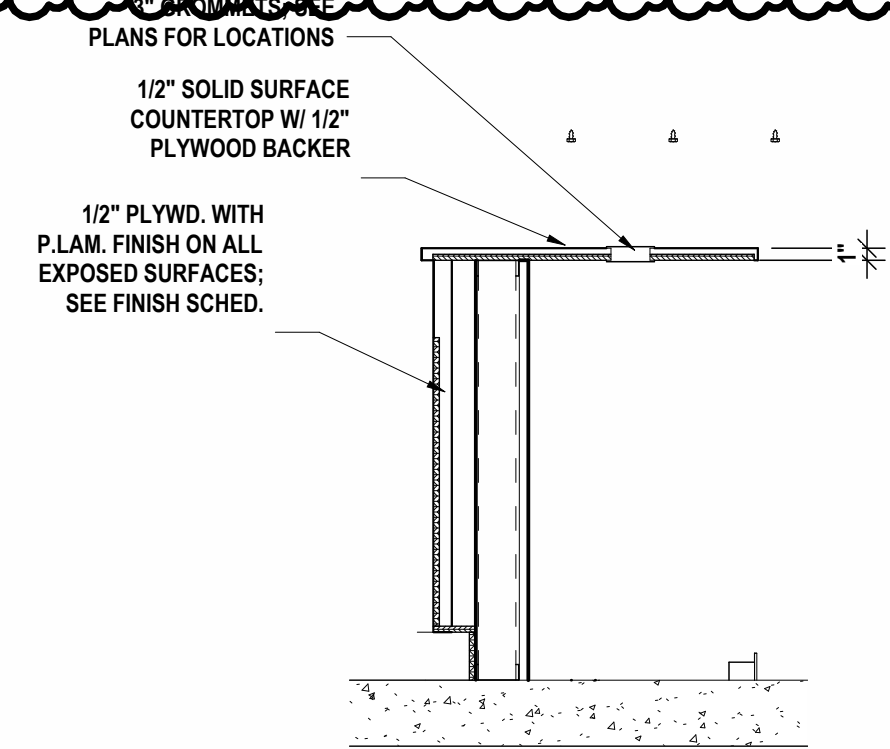
8 COLUMN BENCH SEATING AXON



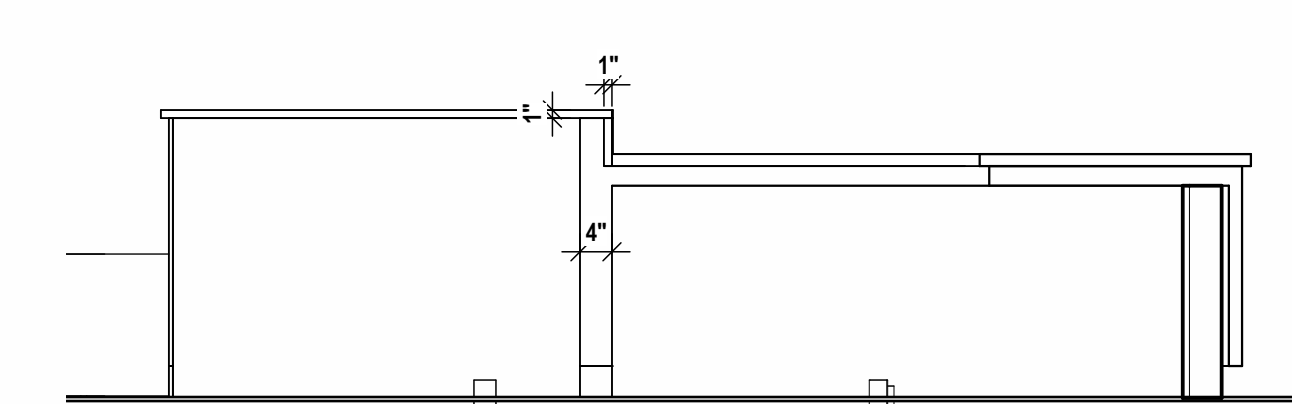
7 ENLARGED COLUMN BENCH SEATING PLAN
1/2" = 1'-0"



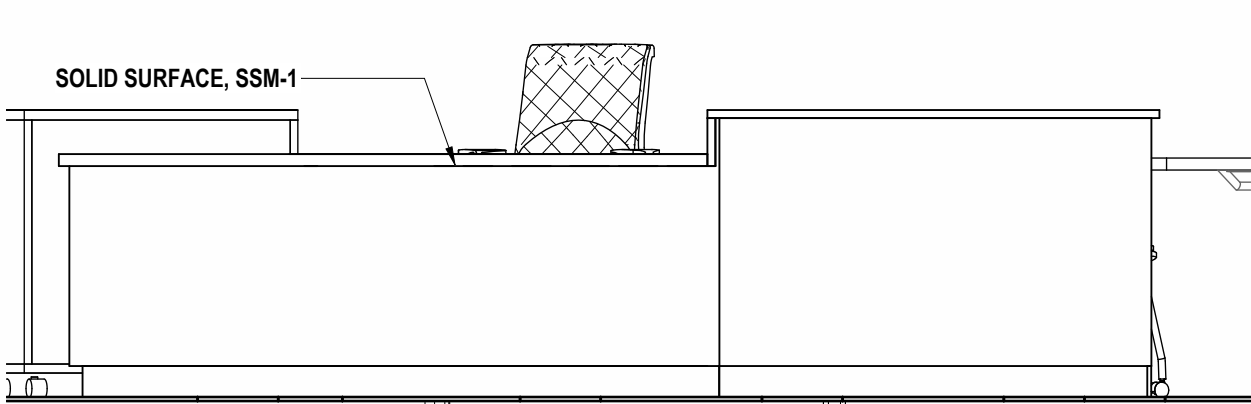
6 CIRCULATION DESK DETAIL B
3/4" = 1'-0"



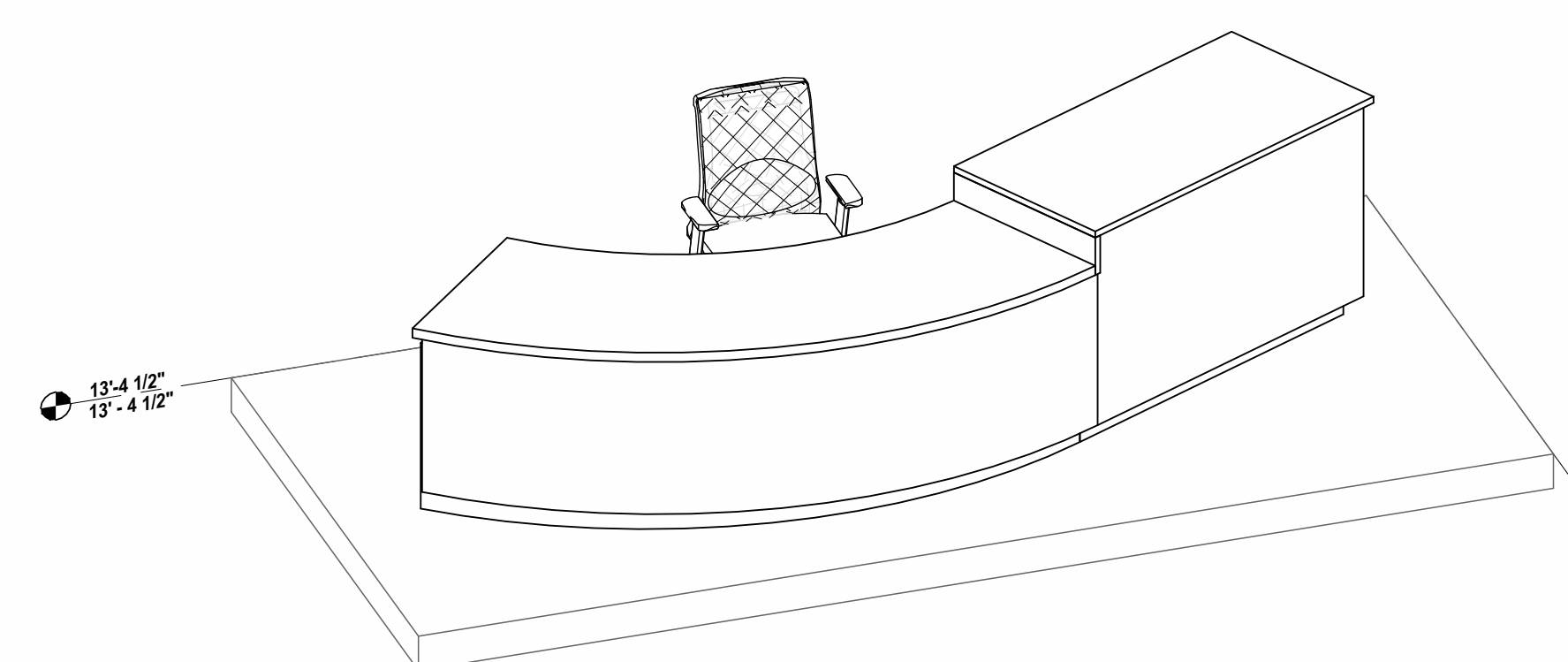
5 CIRCULATION DESK DETAIL A
3/4" = 1'-0"



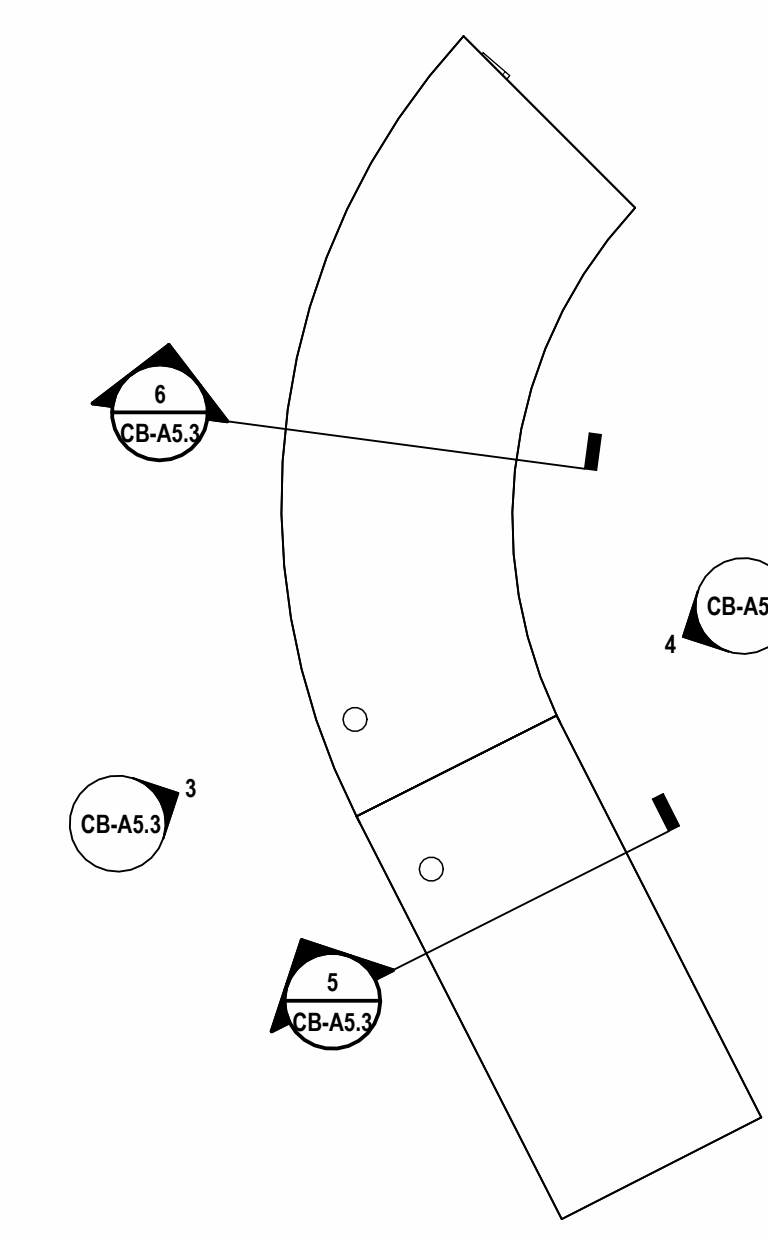
4 CIRCULATION DESK ELEVATION B
1/2" = 1'-0"



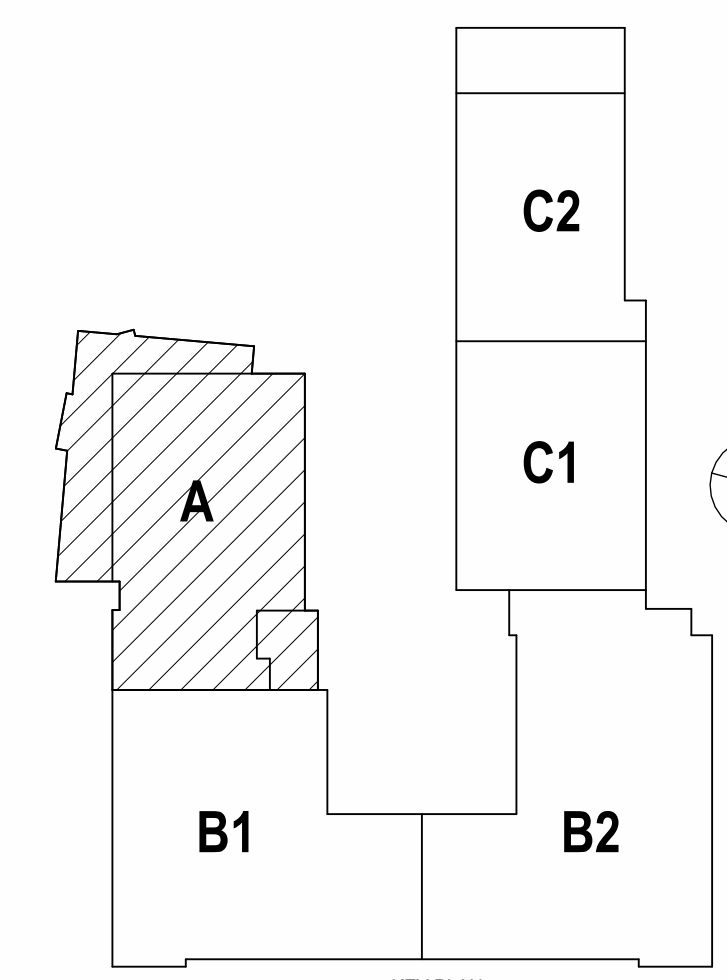
3 CIRCULATION DESK ELEVATION A
1/2" = 1'-0"



2 LIBRARY CIRCULATION DESK AXON
1/2" = 1'-0"



1 ENLARGED LIBRARY CIRCULATION DESK PLAN
1/2" = 1'-0"



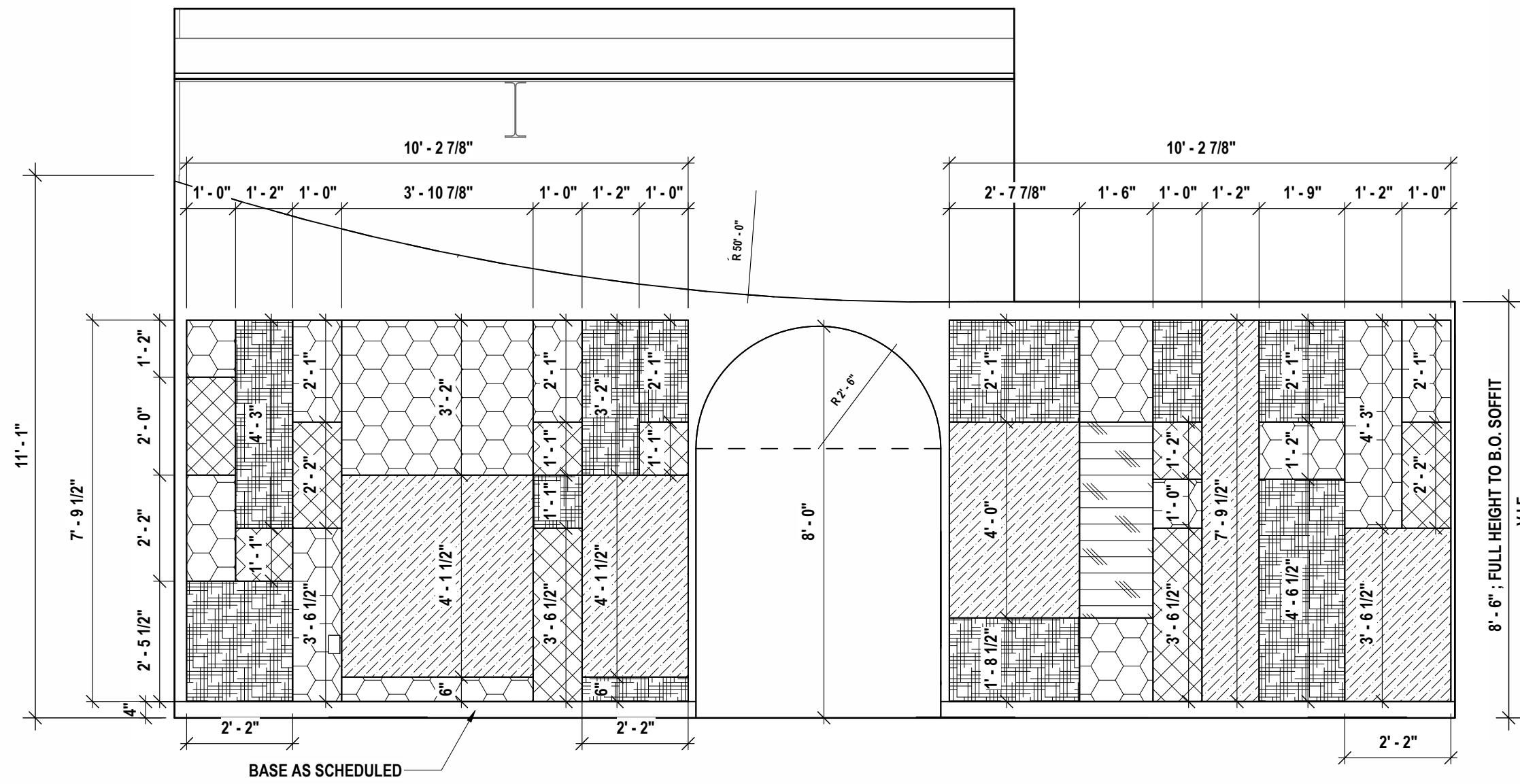
KEY PLAN

DATE:	1/22/2025	
ISSUED FOR BID:	ADDITION #2	
DESCRIPTION OF REVISION:		
#	DATE	DESCRIPTION OF REVISION
1	1/22/2025	
2	1/22/2025	

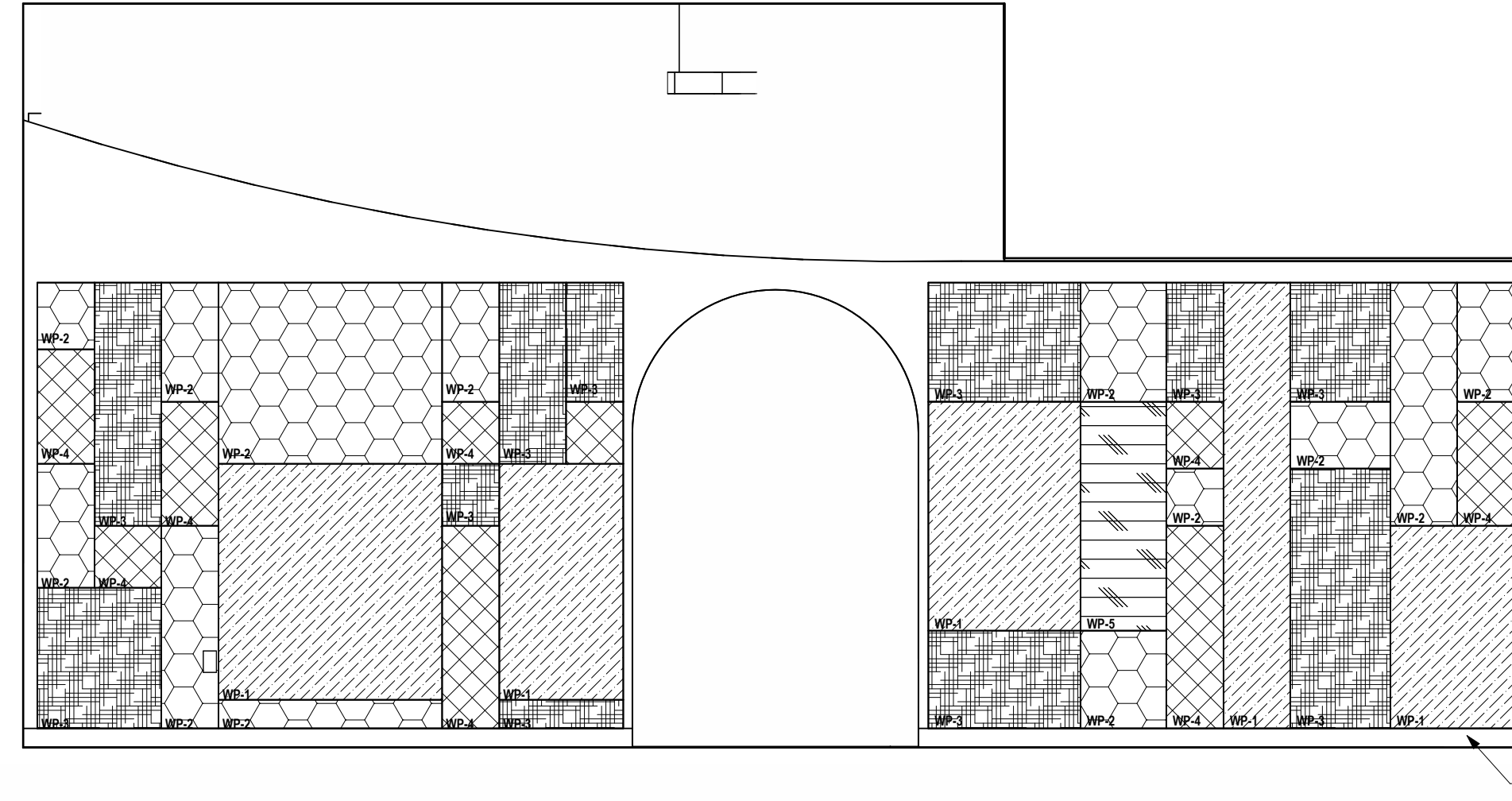
HUNT ENGINEERS ARCHITECTS | SURVEYORS
 HORSEHEADS, NY 807-265-1000 ROCKY HILLS, CT 860-307-7500 TOWANDA, PA 570-265-4666
 BINGHAMTON, NY 807-798-8881 ALBANY, NY 807-798-8881
 WWW.HUNTEAS.COM
 NY CERTIFICATE NO. 0016250 PA CERTIFICATE NO. TSC220313464-1

CUSTOM ARCHITECTURAL CASEWORK - LIBRARY
ELEMENTARY SCHOOLS 2026 RENOVATIONS
ELMIRA CITY SCHOOL DISTRICT
 430 W Washington Ave, Elmira, NY 14901


CB-A5.3
 PROJECT NO: 2012-255



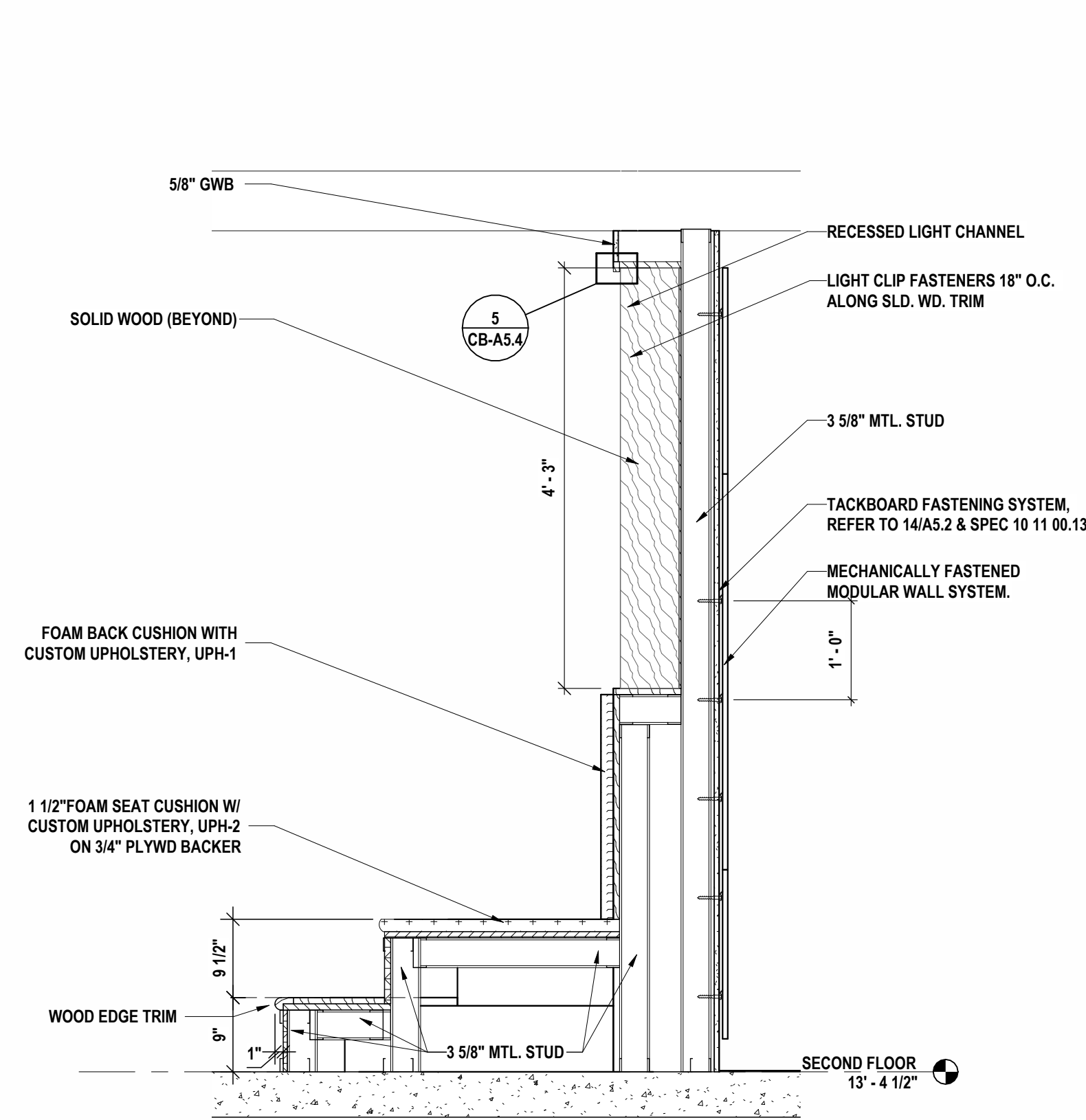
10 BASE BID - LIBRARY PARTITION ELEVATION B
3/8" = 1'-0"



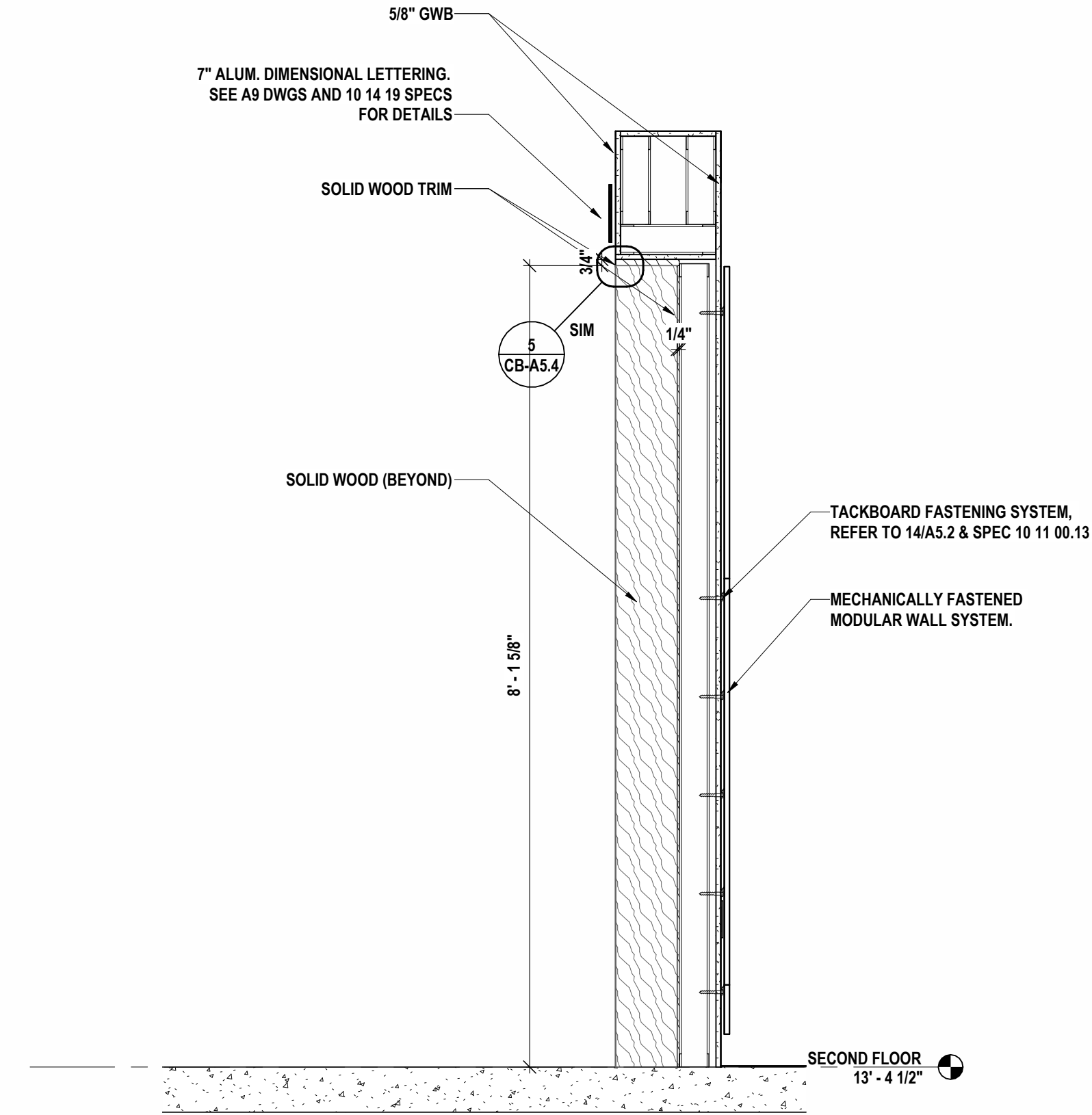
9 BASE BID - P360 WALL PANEL SYSTEM INSTALLATION PATTERN
3/8" = 1'-0"



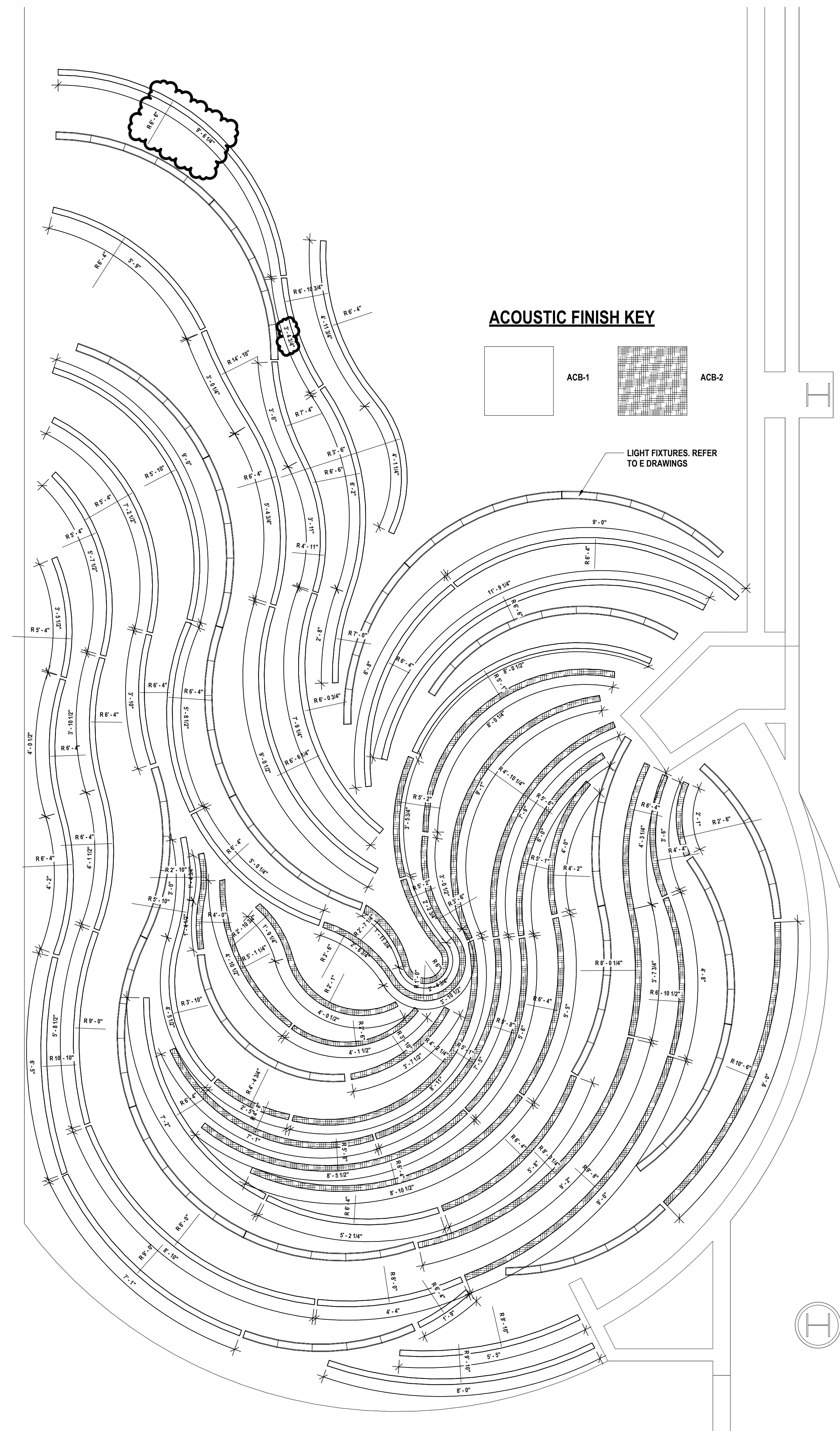
8 BASE BID - LIBRARY PARTITION WALL AXON



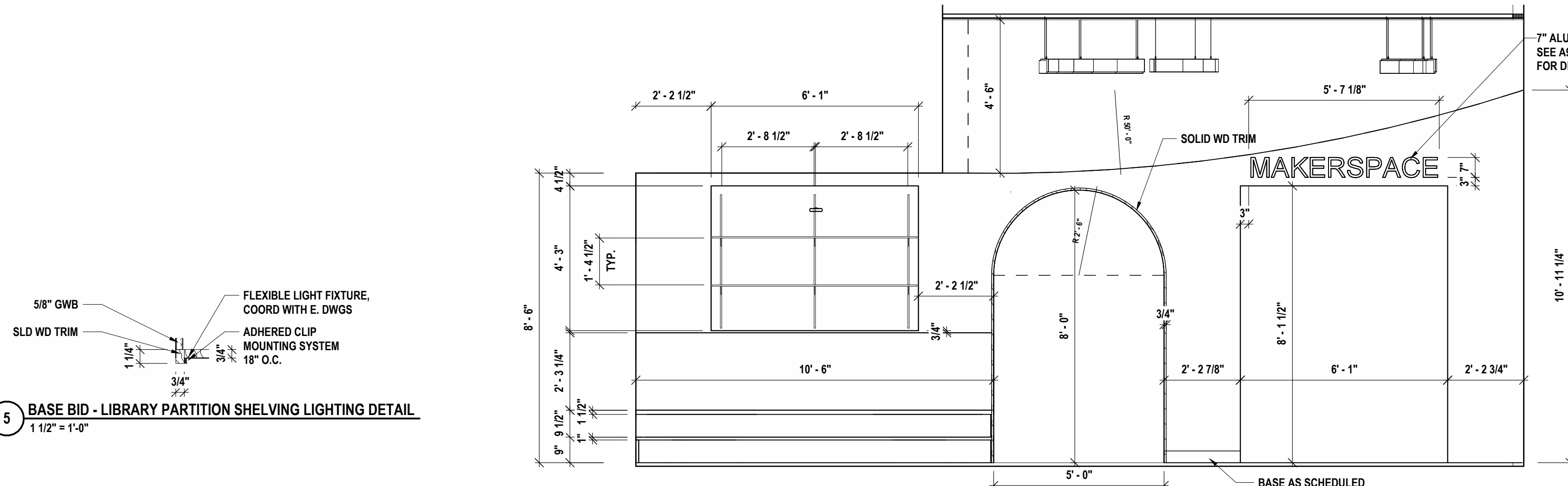
7 BASE BID - LIBRARY PARTITION DETAIL A - BOOK DISPLAY
3/4" = 1'-0"



6 BASE BID - LIBRARY PARTITION SECTION B - CUBBIES
3/4" = 1'-0"

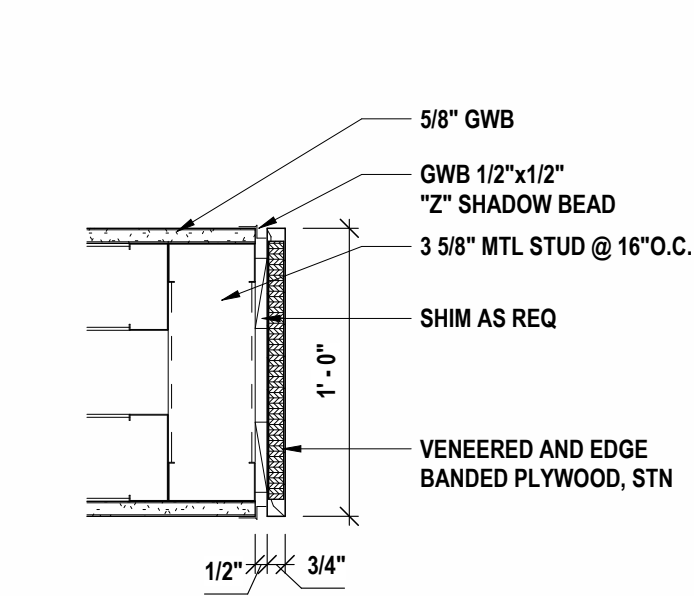


1 LIBRARY CEILING BAFFLE LAYOUT
1/2" = 1'-0"

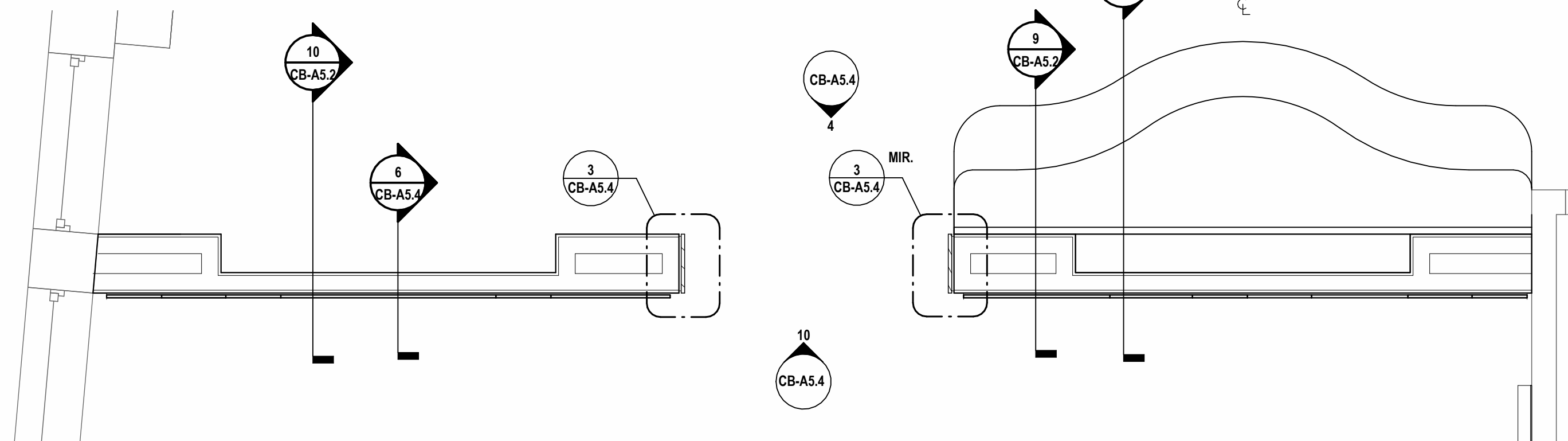


4 BASE BID - LIBRARY PARTITION ELEVATION A
3/8" = 1'-0"

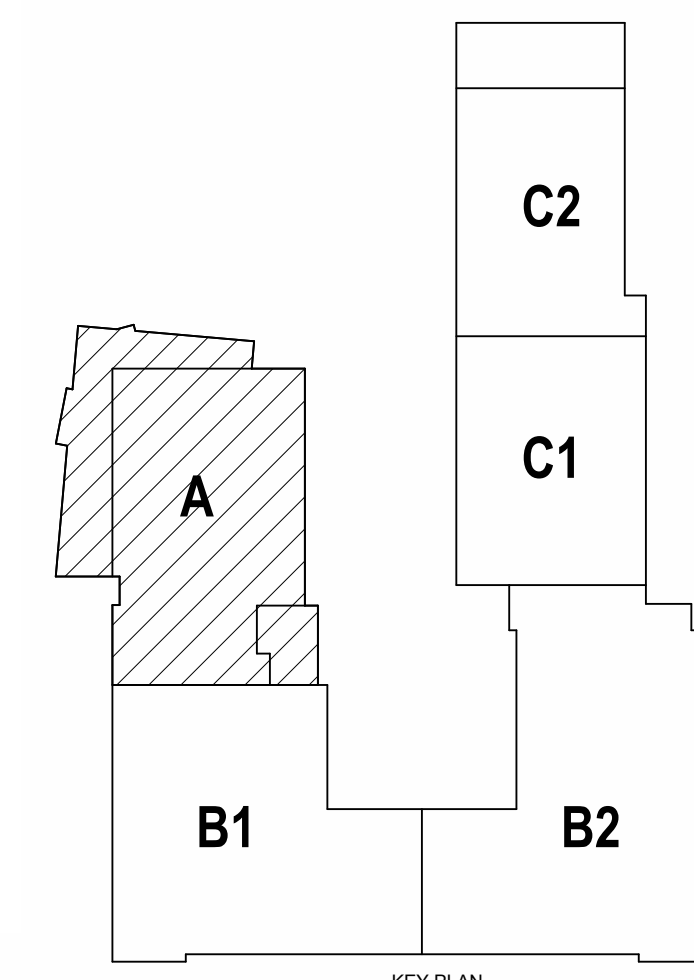
5 BASE BID - LIBRARY PARTITION SHELVING LIGHTING DETAIL
1 1/2" = 1'-0"



3 BASE BID - CASED OPENING JAMB DETAIL
1 1/2" = 1'-0"



2 BASE BID - ENLARGED LIBRARY PARTITION PLAN
1/2" = 1'-0"



KEY PLAN

CUSTOM ARCHITECTURAL CASEWORK - LIBRARY
ELEMENTARY SCHOOLS 2026 RENOVATIONS
ELMIRA CITY SCHOOL DISTRICT
430 W Washington Ave. Elmira, NY 14901

CB-A5.4
PROJECT NO: 2012-255

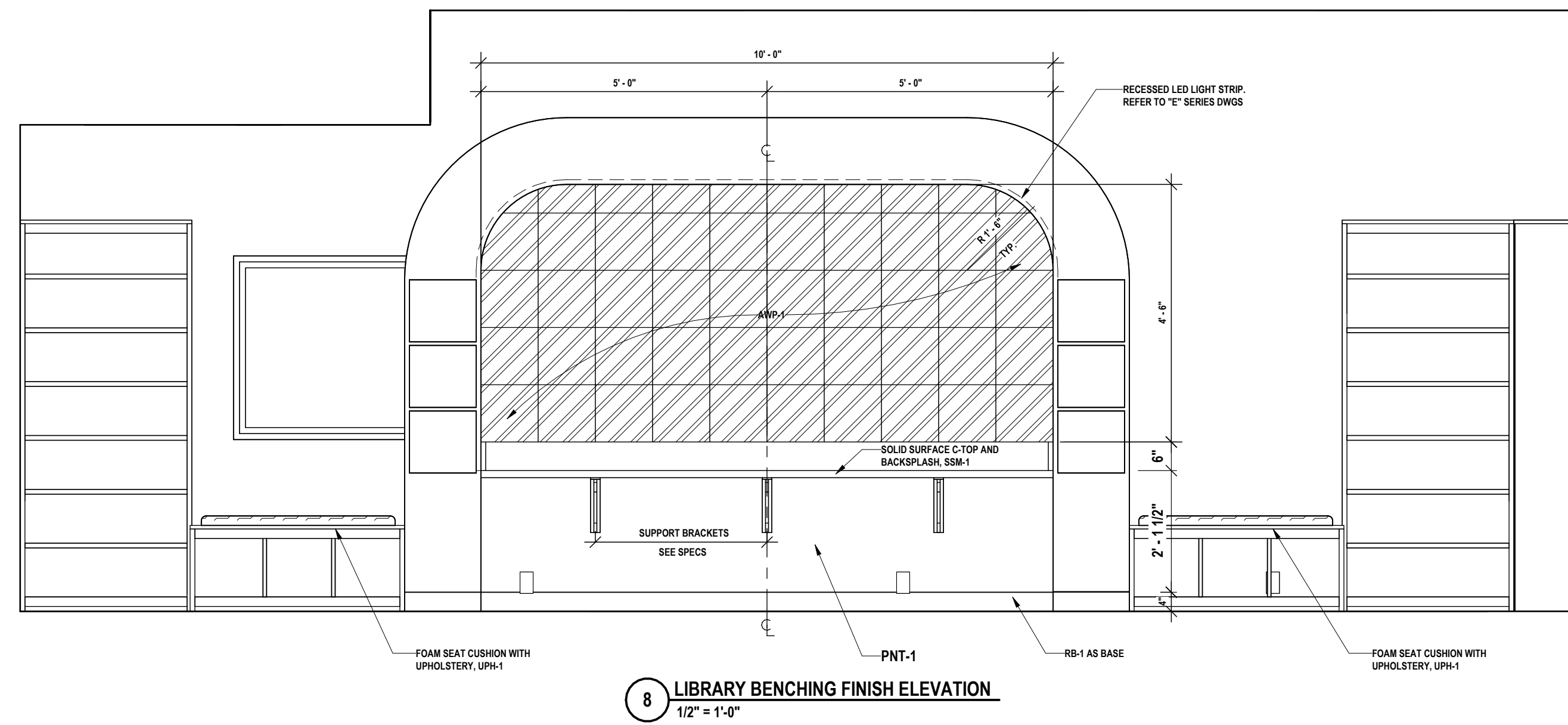
# DATE	DESCRIPTION OF REVISION	ISSUED FOR	BY
1 10/25/2025	ISSUED FOR BID	ADDITION #2	KAB
2 10/28/2025			KAB
			CP

DATE: 12/12/2025
PHASE: CP

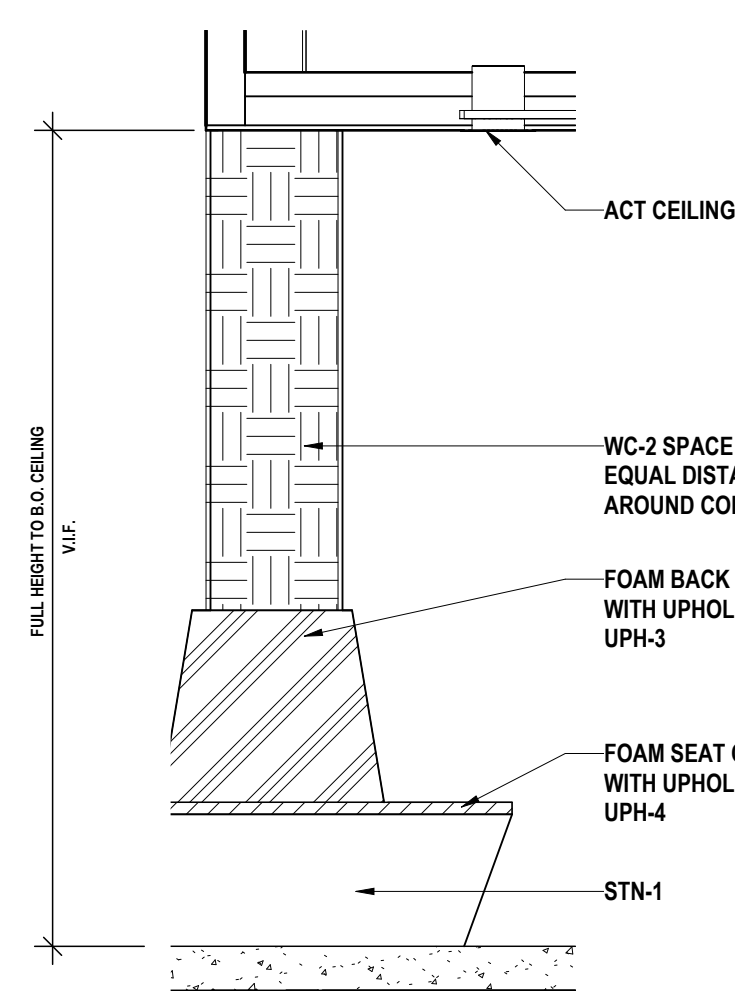
IT IS A VIOLATION OF THE LAW FOR ANY PERSON TO MAKE UNAUTHORIZED ALTERATIONS OR ADDITIONS TO PLANS DRAWING, CALCULATIONS, SPECIFICATIONS, INSTRUMENTS OR CONTRACT DOCUMENTS.

HUNT ENGINEERS ARCHITECTS | SURVEYORS
HORSEHEADS, NY 607-658-1000
ROCKY HILLS, NY 607-637-7500
BINGHAMTON, NY 607-798-8881
ALBANY, NY 607-798-8881
WWW.HUNTEAS.COM
NY CERTIFICATE NO. 0016250 PA CERTIFICATE NO. TSC220313464-1

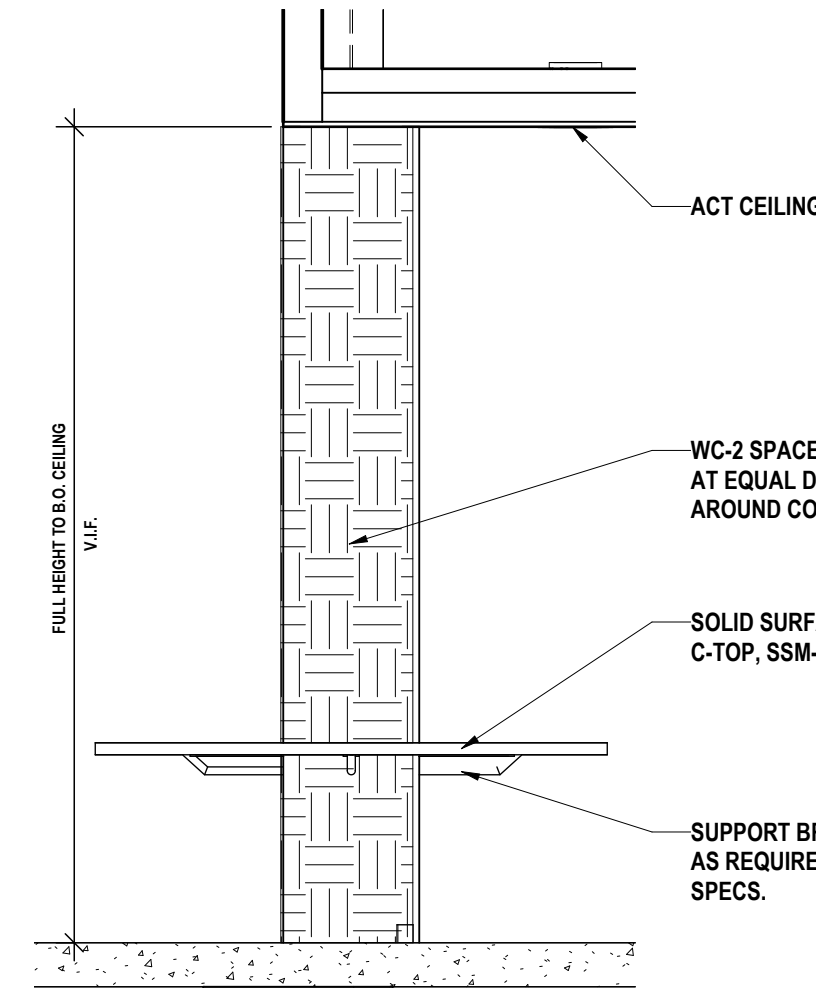
FS: 07-06-001-0-00810, CB: 07-06-001-0-00820, BC: 07-06-001-0-00850, ED: 07-06-001-0-00804



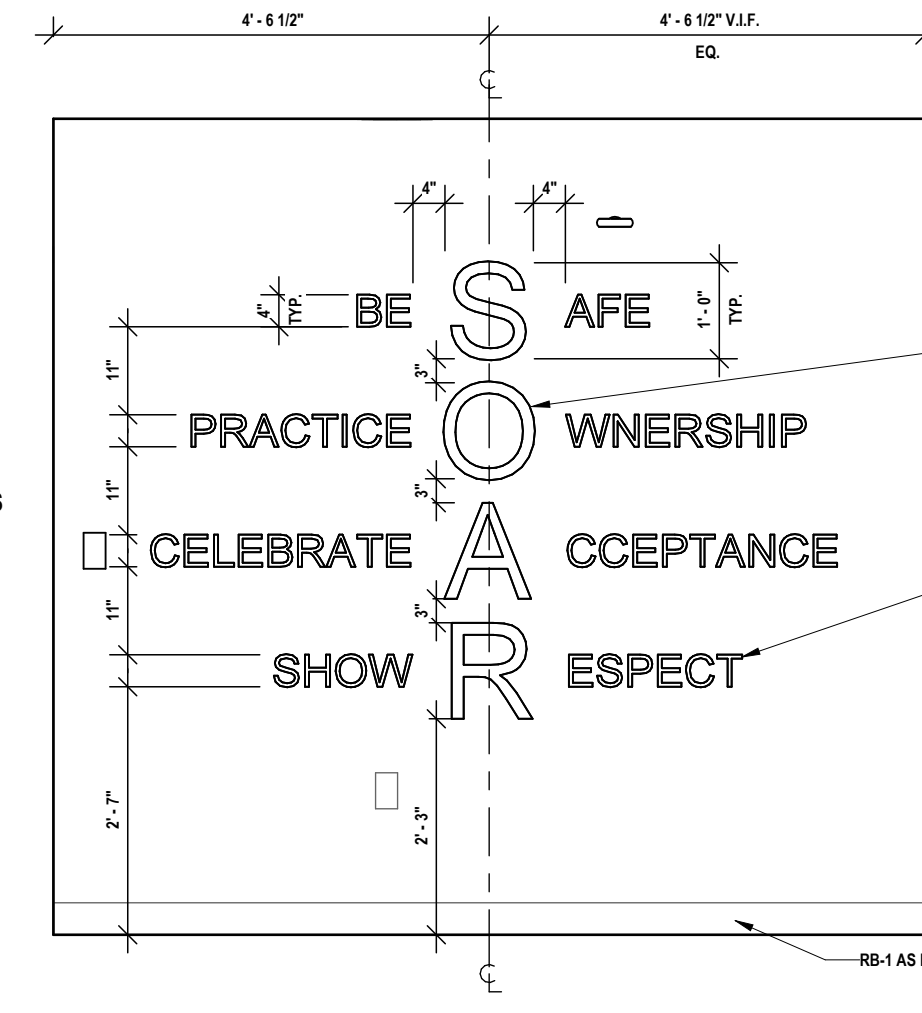
8 LIBRARY BENCHING FINISH ELEVATION
1/2" = 1'-0"



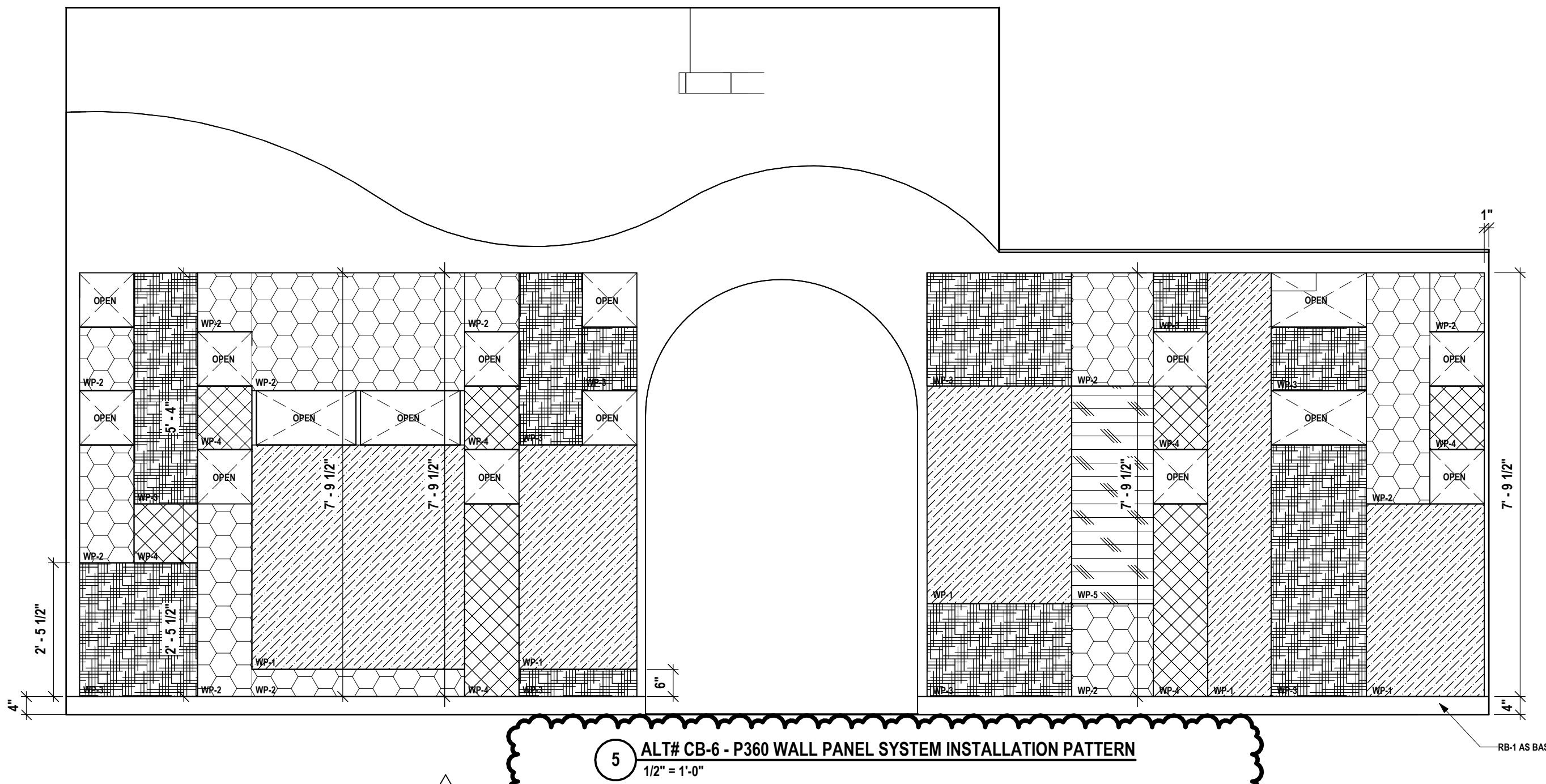
7 COLUMN FINISH ELEVATION A
1/2" = 1'-0"



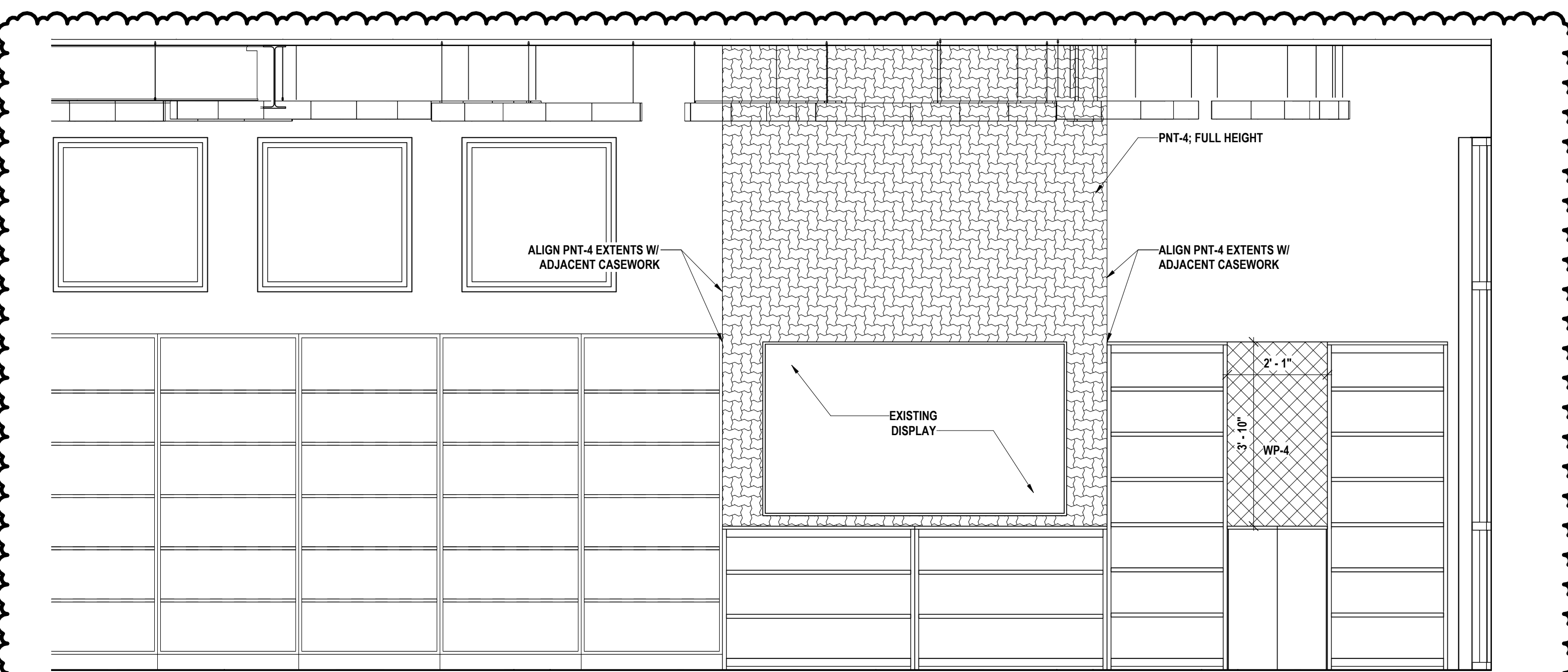
6 COLUMN FINISH ELEVATION B
1/2" = 1'-0"



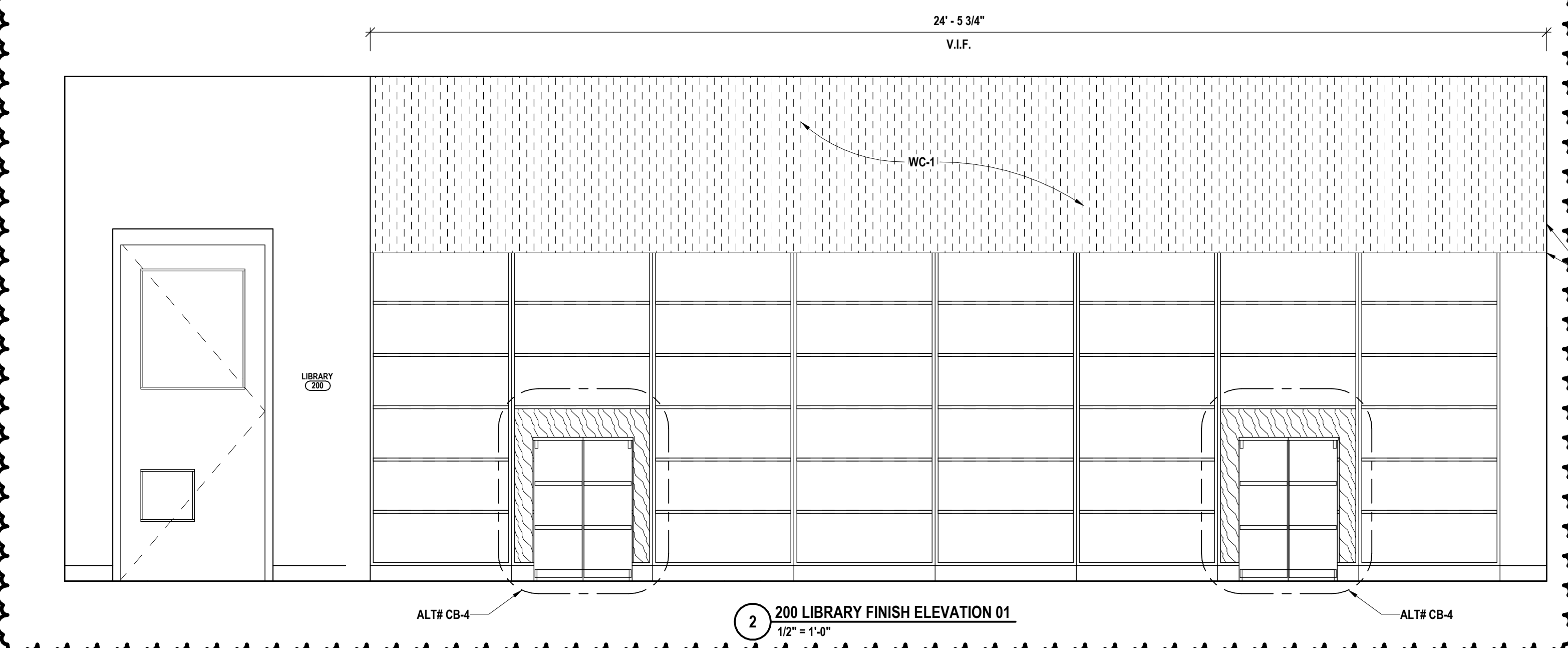
4 200 LIBRARY FINISH ELEVATION 03
1/2" = 1'-0"



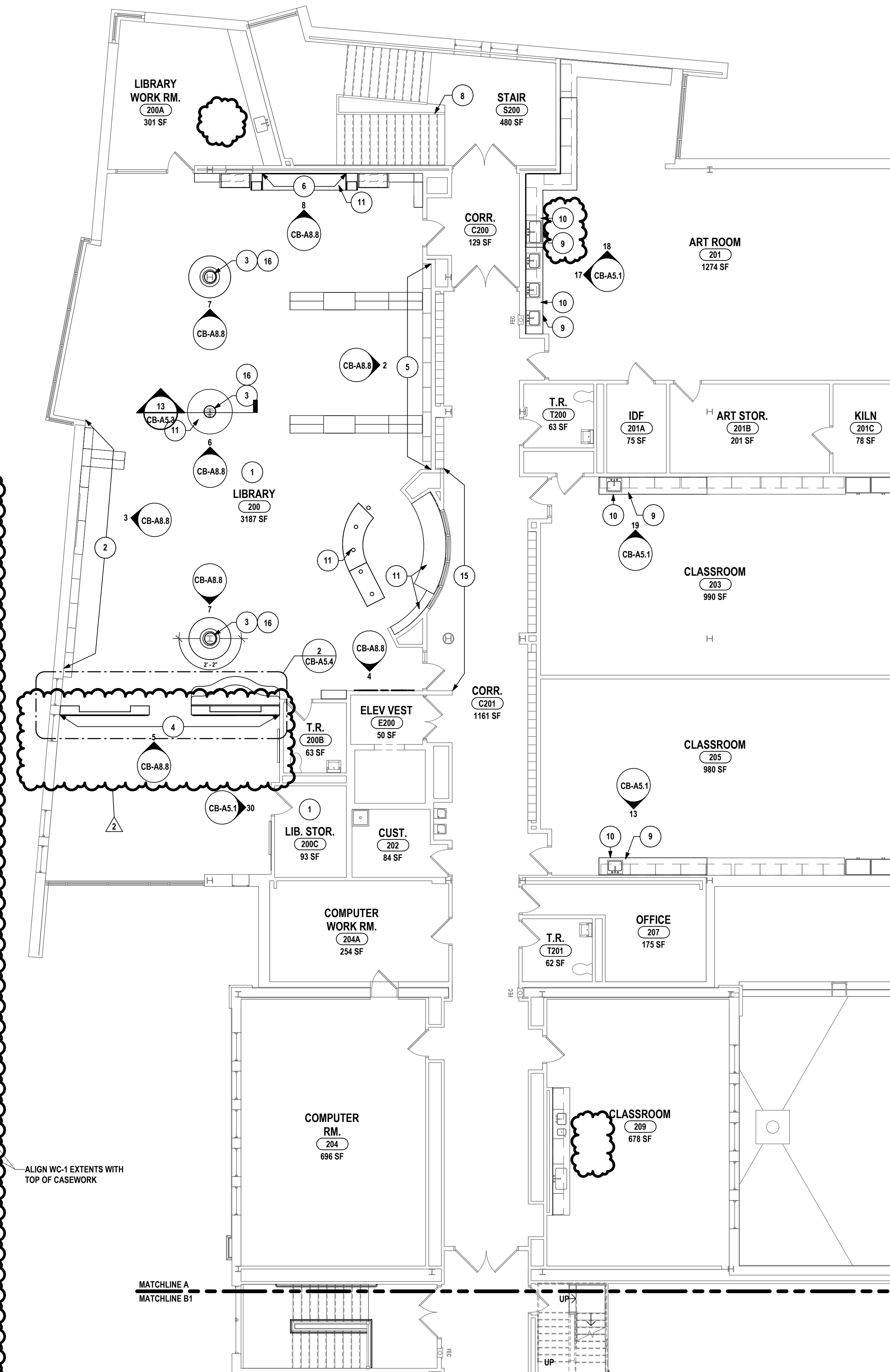
5 ALT# CB-6 - P360 WALL PANEL SYSTEM INSTALLATION PATTERN
1/2" = 1'-0"



3 200 LIBRARY FINISH ELEVATION 02
1/2" = 1'-0"



2 200 LIBRARY FINISH ELEVATION 01
1/2" = 1'-0"



1 SECOND FLOOR WALL FINISH PLAN - AREA A
1/8" = 1'-0"

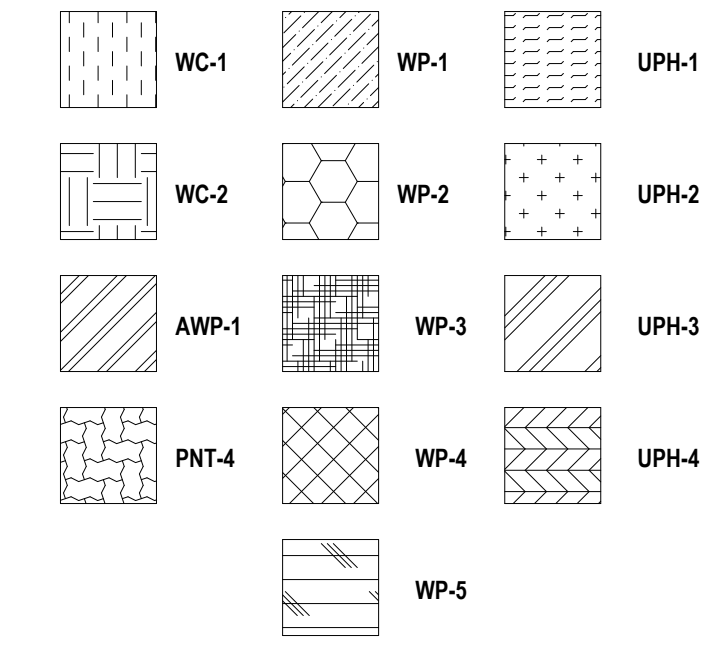
GENERAL NOTES - INTERIOR WALL FINISH:

- A DRAWINGS REPRESENT LOCATIONS OF NEW WALL FINISHES AND INDICATE PATTERNS FOR INSTALLATION. FOR A COMPLETE LIST OF FINISHES, REFER TO THE FINISH KEY AND ROOM FINISH SCHEDULE.
- B REFER TO A2 DRAWINGS FOR CEILING HEIGHTS. VERIFY CEILING HEIGHTS IN THE FIELD PRIOR TO START OF WORK.
- C PAINT ALL UNFINISHED EXPOSED HVAC EQUIPMENT INCLUDING DUCTWORK, AIR DIFFUSERS AND RETURNS AT CEILING PLANE TO MATCH ADJACENT CEILING FINISH/COLOR. ARCHITECT TO SELECT COLOR.
- D REFER TO WALL FINISH LEGEND AND ELEVATIONS FOR FINISHES THAT REQUIRE ADDITIONAL INFORMATION REGARDING EXTENTS OR INSTALLATION PATTERNING.
- E PAINT ALL NEW INTERIOR WINDOW TRIM AND DOOR FRAMES. REFER TO FINISH KEY FOR COLORS.

CONSTRUCTION NOTES - INTERIOR WALL FINISH:

- 1 ALL WALLS TO RECEIVE PAINT, PNT-1 UNLESS OTHERWISE NOTED.
- 2 ACCENT WALL TO RECEIVE PAINT, PNT-1.A. REFER TO 3ICB-A8.8 FOR DETAILS.
- 3 COLUMNS TO RECEIVE ARCHITECTURAL FILM, WC-2. REFER TO 6,7/ICB-A8.8 FOR DETAILS.
- 4 WALL TO RECEIVE PANEL SYSTEM, WP-2,2.3,4.5. REFER TO 5CB-A8.8 FOR ALT# CB-6 INSTALLATION PATTERN AND DETAILS.
- 5 ACCENT WALL TO RECEIVE WALLCOVERING, WC-1.
- 6 ACCENT WALL TO RECEIVE ACOUSTIC WALL PANELS, AWP-1. REFER TO 8ICB-A8.8 FOR DETAILS.
- 7 PROVIDE STAGE CURTAINS, CR-1.
- 8 STAIR HANDRAILS AND STRINGERS TO RECEIVE PAINT, PNT-4.
- 9 NEW CASEWORK TO RECEIVE PL-2.
- 10 PROVIDE SOLID SURFACE, SSM-1 AT COUNTERTOP.
- 11 PATCH WALL TILE, WT-1 AND GROUT, G-1 TO MATCH EXISTING ADJACENT FINISHES WHERE NEW WORK AFFECTS EXISTING FINISH CONDITIONS. ALIGN GROUT JOINTS WITH EXISTING TO MAINTAIN PATTERN.
- 12 PATCH TO MATCH ADJACENT WALL PAINT FINISHES WHERE NEW WORK AFFECTS EXISTING WALL FINISH CONDITIONS.
- 13 PATCH WALL FINISHES TO MATCH EXISTING ADJACENT FINISHES WHERE EXISTING HANDRAIL IS REMOVED.
- 14 ALT. CB-2: WALL TO RECEIVE WALL TILE, WT-2 IN STACKED VERTICAL INSTALLATION PATTERN.
- 15 EQUALLY SPACE WALLCOVERING SEAMS AROUND COLUMN.

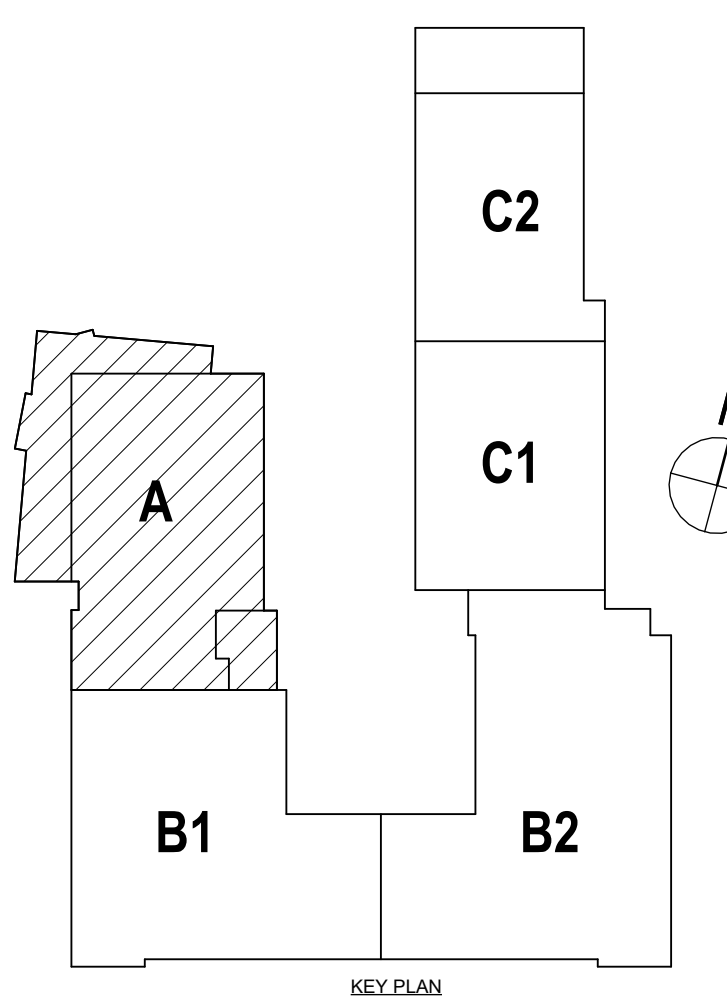
WALL FINISH KEY



DATE:	1/22/2025	DESCRIPTION OF REVISION:	
CHECKED BY:	KAB	ISSUED FOR:	ISSUED FOR BID
DATE:	12/12/2025	ADDENDUM #:	ADDENDUM #4
PHASE:	CD	PROJECT NO.:	2012-255

HUNT ENGINEERS ARCHITECTS | SURVEYORS
 HORSEHEADS, NY 807-798-1000 | PISCATAWAY, NY 562-507-7500 | TOYAHVALLEY, PA 570-265-4600
 BINGHAMTON, NY 807-798-8881 | ALBANY, NY 807-798-8801
 WWW.HUNTEAS.COM
 NY CERTIFICATE NO. 0016250 PA CERTIFICATE NO. TSC2203131464-1

SECOND FLOOR WALL FINISH PLAN - AREA A
ELEMENTARY SCHOOLS 2026 RENOVATIONS I
ELMIRA CITY SCHOOL DISTRICT
 430 W Washington Ave, Elmira, NY 14901
CB-A8.8
 PROJECT NO: 2012-255



FS: 07-06-001-0-008116, CB: 07-06-001-0-002-020, BC: 07-06-001-0-005-510, ED: 07-06-001-0-038-034

GENERAL NOTES - ELECTRICAL

REFER TO SHEET CB-E0.1.

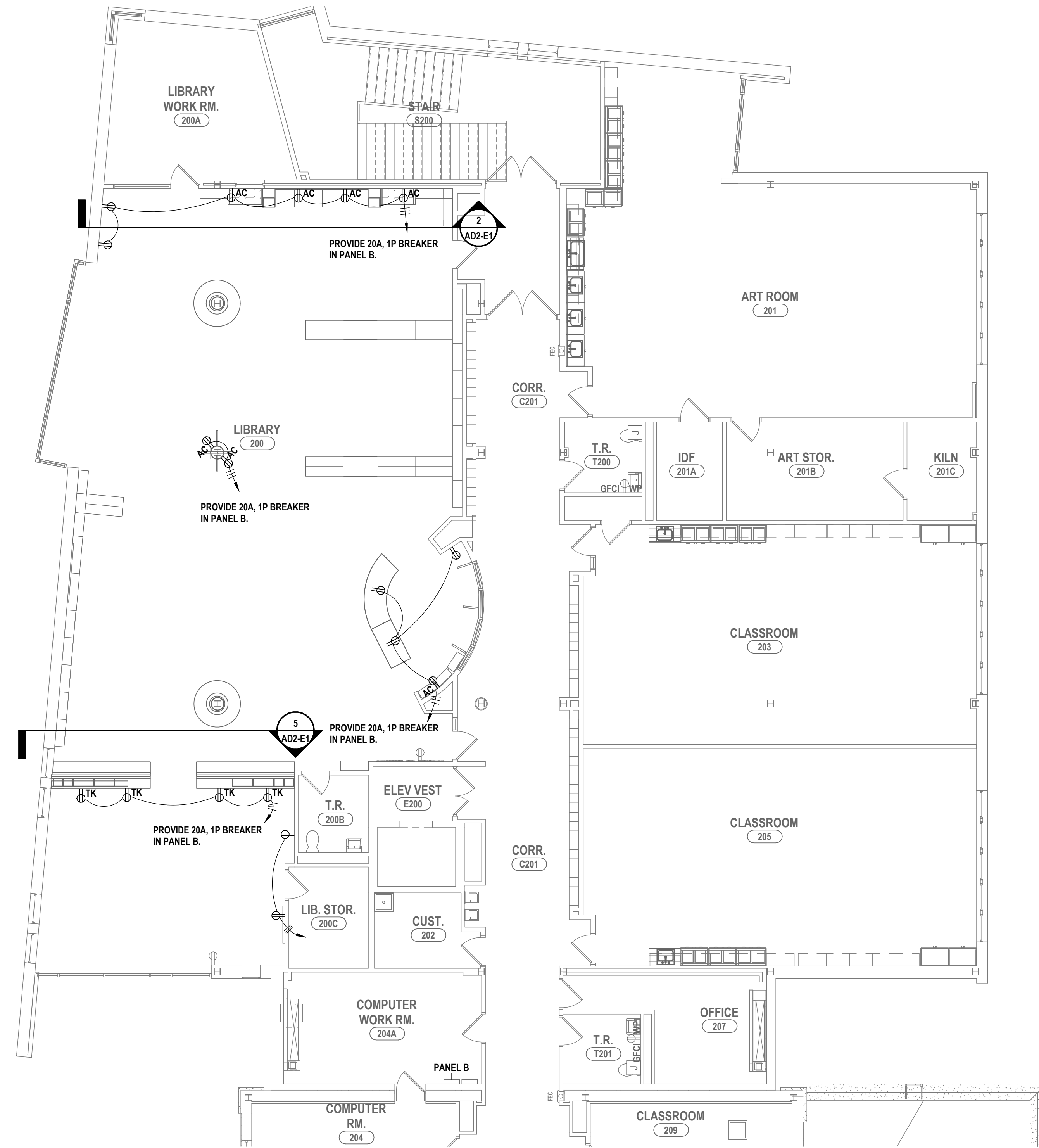
CONSTRUCTION NOTES - POWER

- P1 RECONNECT EXISTING CIRCUITRY TO MECHANICAL EQUIPMENT. EXTEND AS NEEDED.
- P2 PROVIDE POWER TO MECHANICAL EQUIPMENT. SEE MECHANICAL CONTROL SCHEDULE ON CB-E3.1 FOR MORE INFORMATION.

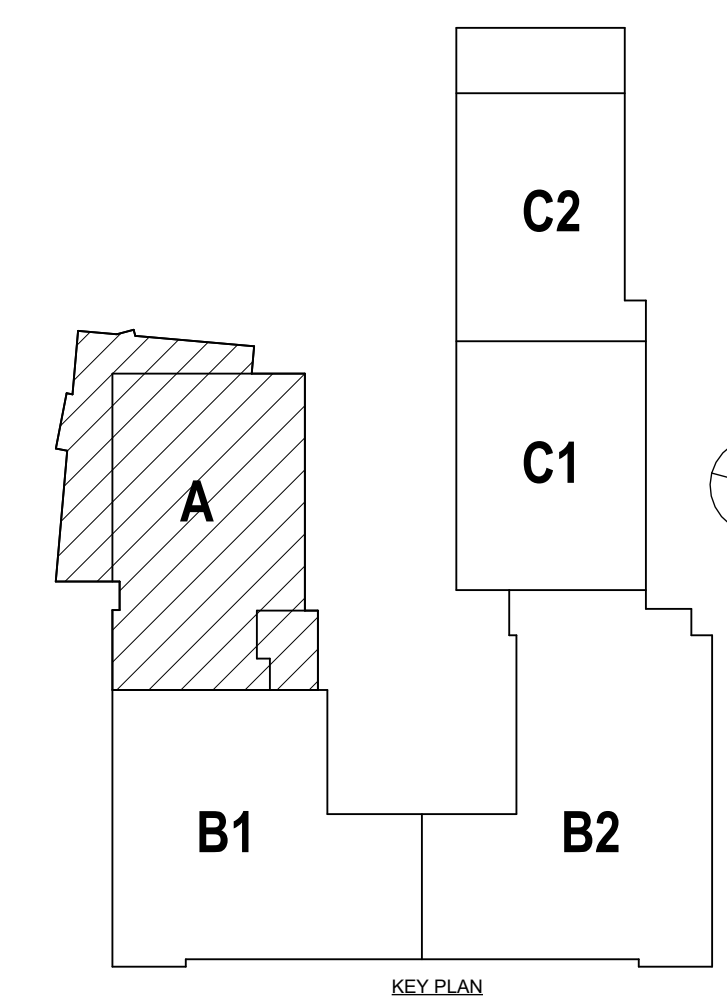
DRAWN BY: TAWW
 CHECKED BY: GJB
 DATE: 12/12/2025
 PHASE: CD

#	DATE	DESCRIPTION OF REVISION:
1	10/25/2025	ISSUED FOR BIDDING
2	10/30/2025	ISSUED IN WORKROOM #2

IT IS A VIOLATION OF THE LAW FOR ANY PERSON TO MAKE UNAUTHORIZED ALTERATIONS OR ADDITIONS TO PLANS DRAWN BY A LICENSED PROFESSIONAL ENGINEER, ARCHITECT OR SURVEYOR.



1 SECOND FLOOR POWER PLAN - AREA A
 1/8" = 1'-0"



HUNT ENGINEERS | ARCHITECTS | SURVEYORS
 HORSEHEADS, NY 807-458-1000
 ROCHESTER, NY 585-337-7500
 BINGHAMTON, NY 607-738-8881
 ALBANY, NY 607-758-8801
 WWW.HUNTEAS.COM
 NY CERTIFICATE NO. 0016250 PA CERTIFICATE NO. TSC220313464-1

SECOND FLOOR POWER PLAN - AREA A
 ELEMENTARY SCHOOLS 2026 RENOVATIONS
 ELMIRA CITY SCHOOL DISTRICT
 430 W Washington Ave. Elmira, NY 14901

CB-E1.3
 PROJECT NO: 2012-255

FS: 07-06-001-0-008110, CE: 07-06-001-0-008200, BE: 07-06-001-0-005570, ED: 07-06-001-0-018434