

CORTLAND HOUSING AUTHORITY

VESTIBULE AND ELEVATOR IMPROVEMENTS

CORTLAND, NY



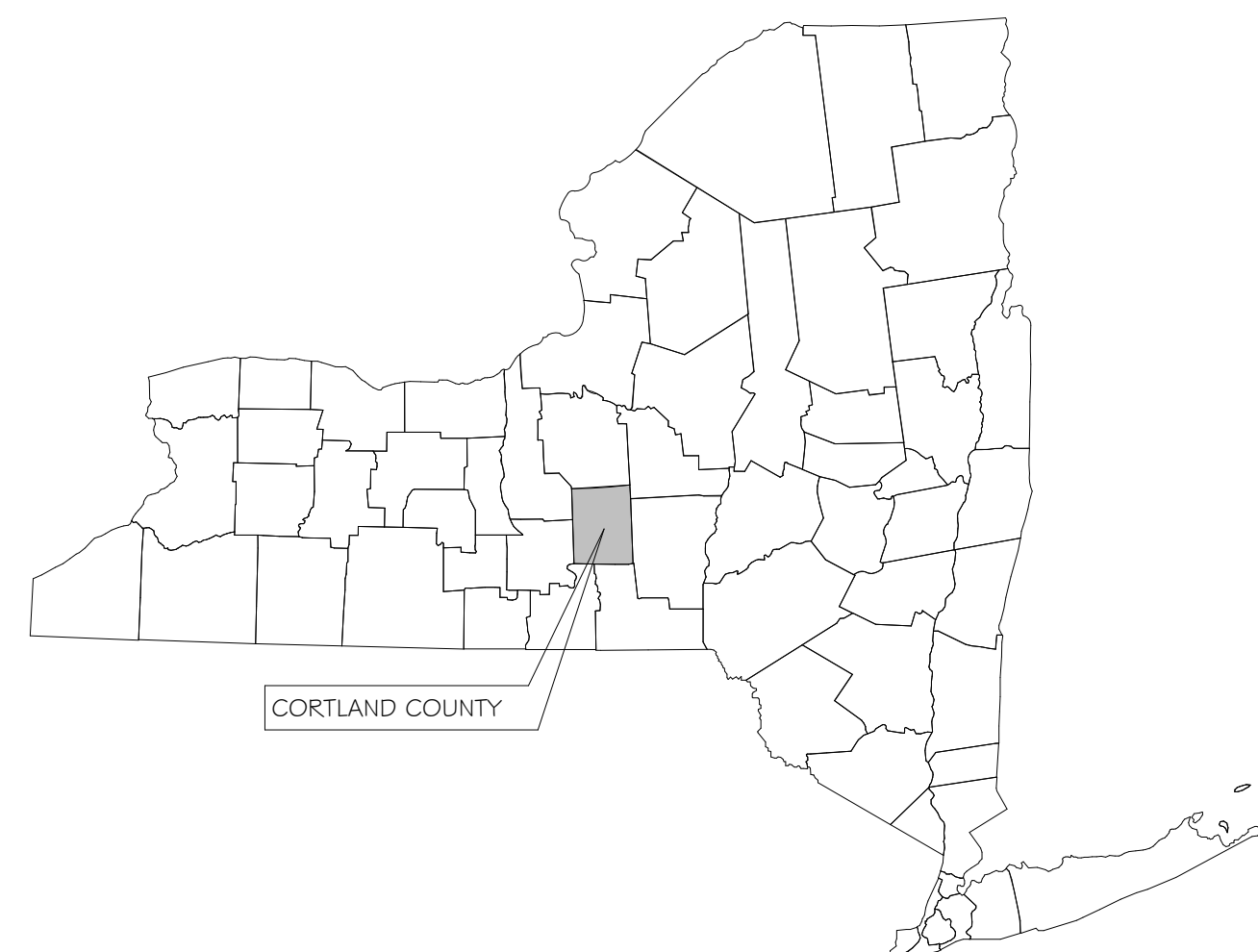
42 CHURCH ST, CORTLAND, NY



51 PORT WATSON ST, CORTLAND, NY

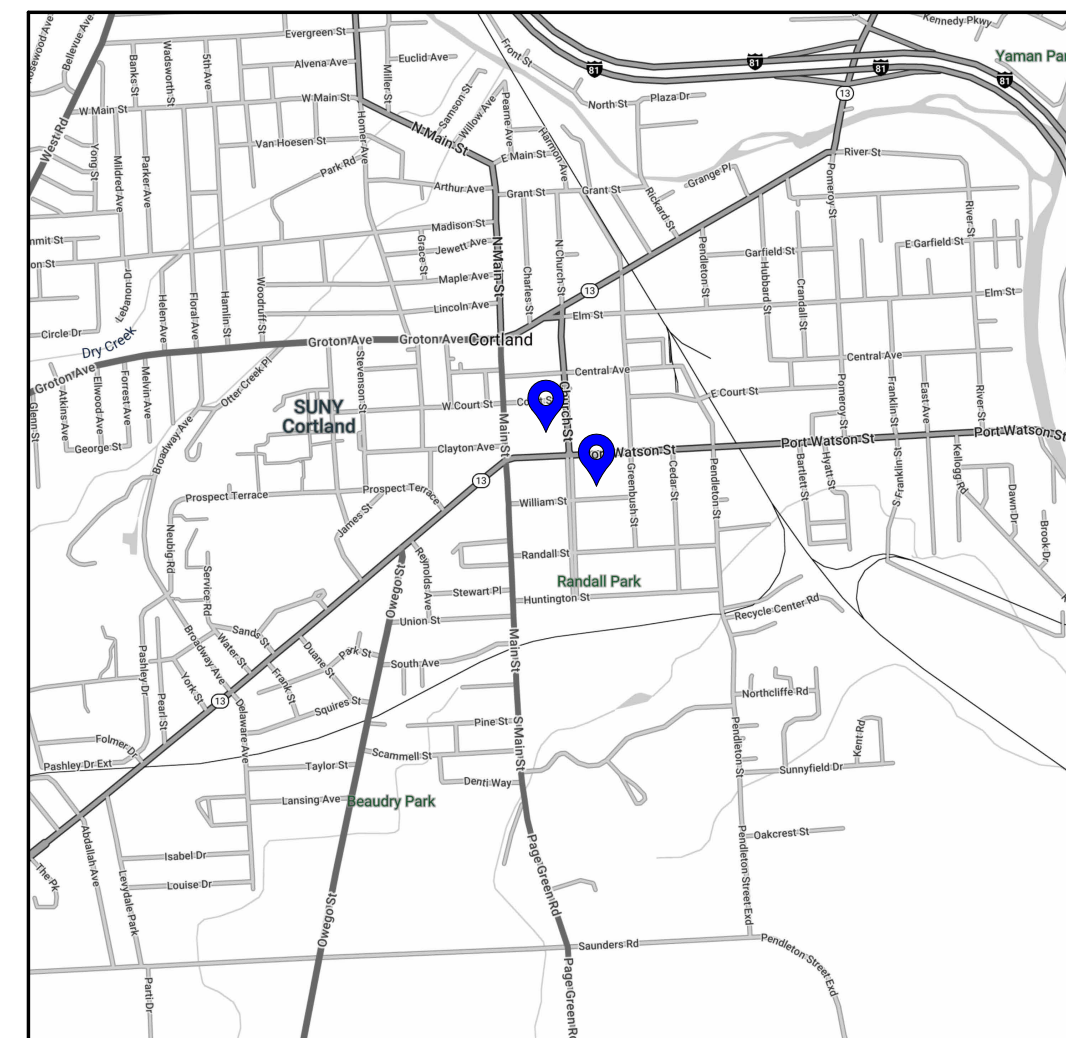
PROJECT LOCATION MAPS

STATE/COUNTY



LOCATION MAP

42 CHURCH ST #
51 PORT WATSON ST
CORTLAND, NY 13045



DRAWING INDEX

COVER	CS COVER SHEET
SYMBOLS AND ABBREVIATIONS	G-1.1 SYMBOLS AND ABBREVIATIONS
ARCHITECTURAL	A-0.1 DEMOLITION PLANS
	A-1.1 FLOOR PLANS
	A-1.2 ELEVATOR PLANS - CHURCH STREET
	A-1.3 ELEVATOR PLANS - PORT WATSON
	A-1.4 REFLECTED CEILING PLANS
	A-1.5 DOOR SCHEDULE & DETAILS
	A-1.6 FINISH PLANS
ELECTRICAL	E-1.1 FIRST FLOOR POWER PLAN
	E-2.1 FIRST FLOOR LIGHTING PLAN
	E-2.2 ORIGINAL ELECTRICAL DRAWING FOR REFERENCE

ISSUED / REVISIONS	DATE

COPYRIGHT © 2025
AJH DESIGN
DRAWING ALTERATION
THIS DRAWING IS THE PROPERTY OF
AJH DESIGN. IT IS TO BE USED ONLY FOR THE
PROJECT AND SITE SPECIFICALLY IDENTIFIED
HEREON. ANY REUSE OR ALTERATION OF THIS
DRAWING WITHOUT THE WRITTEN PERMISSION OF
AJH DESIGN IS STRICTLY PROHIBITED.
PROFESSIONAL ENGINEER, LANDSCAPE
ARCHITECTURE
ALTER ANY TEXT ON THIS DOCUMENT IN
ANY WAY.
ANY LICENSEE WHO ALTERS THIS
DRAWING WITHOUT THE WRITTEN
PERMISSION OF THE ORIGINAL AND THE
DESIGNER OF THE ORIGINAL SHALL BE
HELD RESPONSIBLE FOR ANY AND ALL
CONSEQUENCES OF THE ALTERATION.

AJH DESIGN
111 E. 14TH STREET • ELMIRA HEIGHTS, NEW YORK 14803
PH: (607) 737-4638 FAX: (607) 767-6115

OWNER/CLIENT
CORTLAND HOUSING AUTHORITY

PROJECT
**CORTLAND HOUSING AUTHORITY - VESTIBULE AND
ELEVATOR IMPROVEMENTS**
42 CHURCH ST
CORTLAND, NY 13045

TITLE OF DRAWING
COVER SHEET

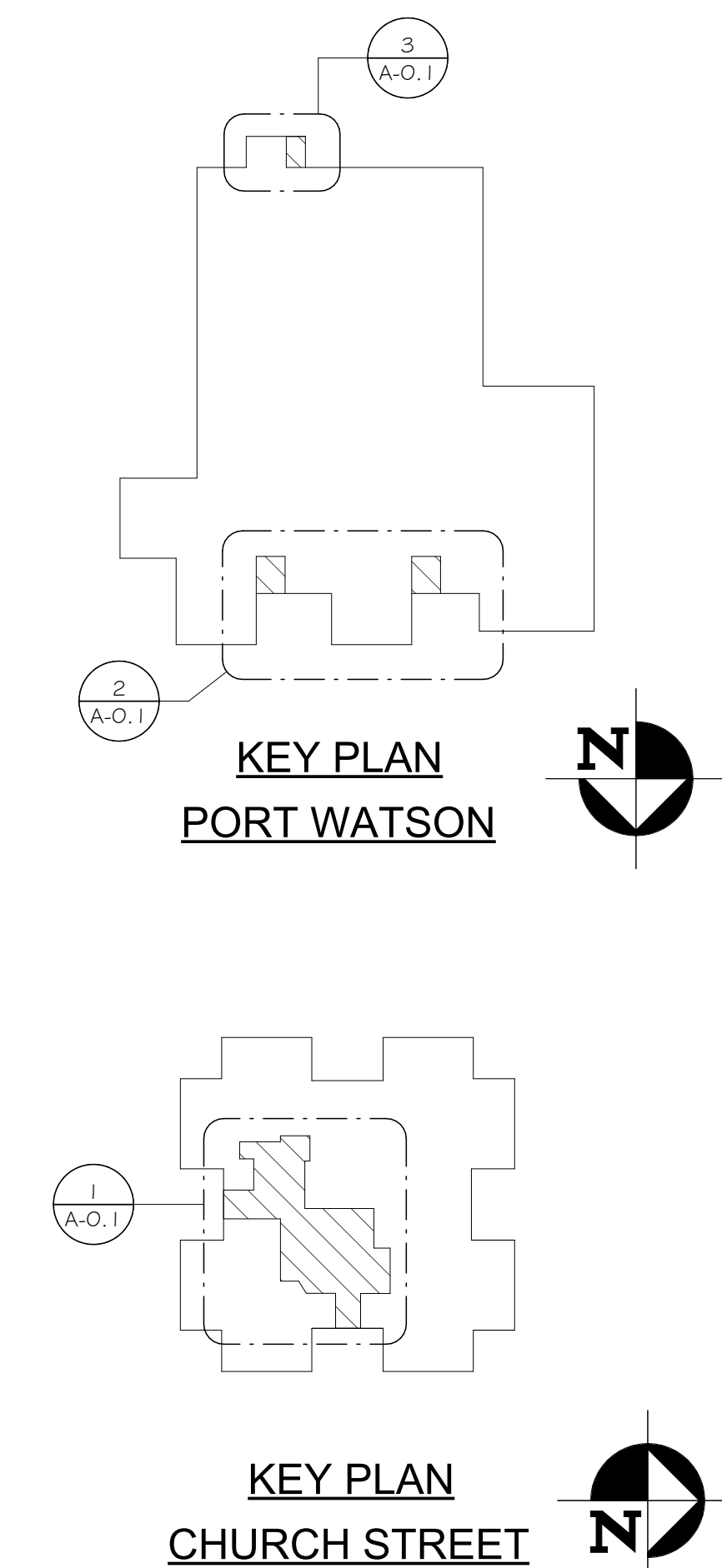
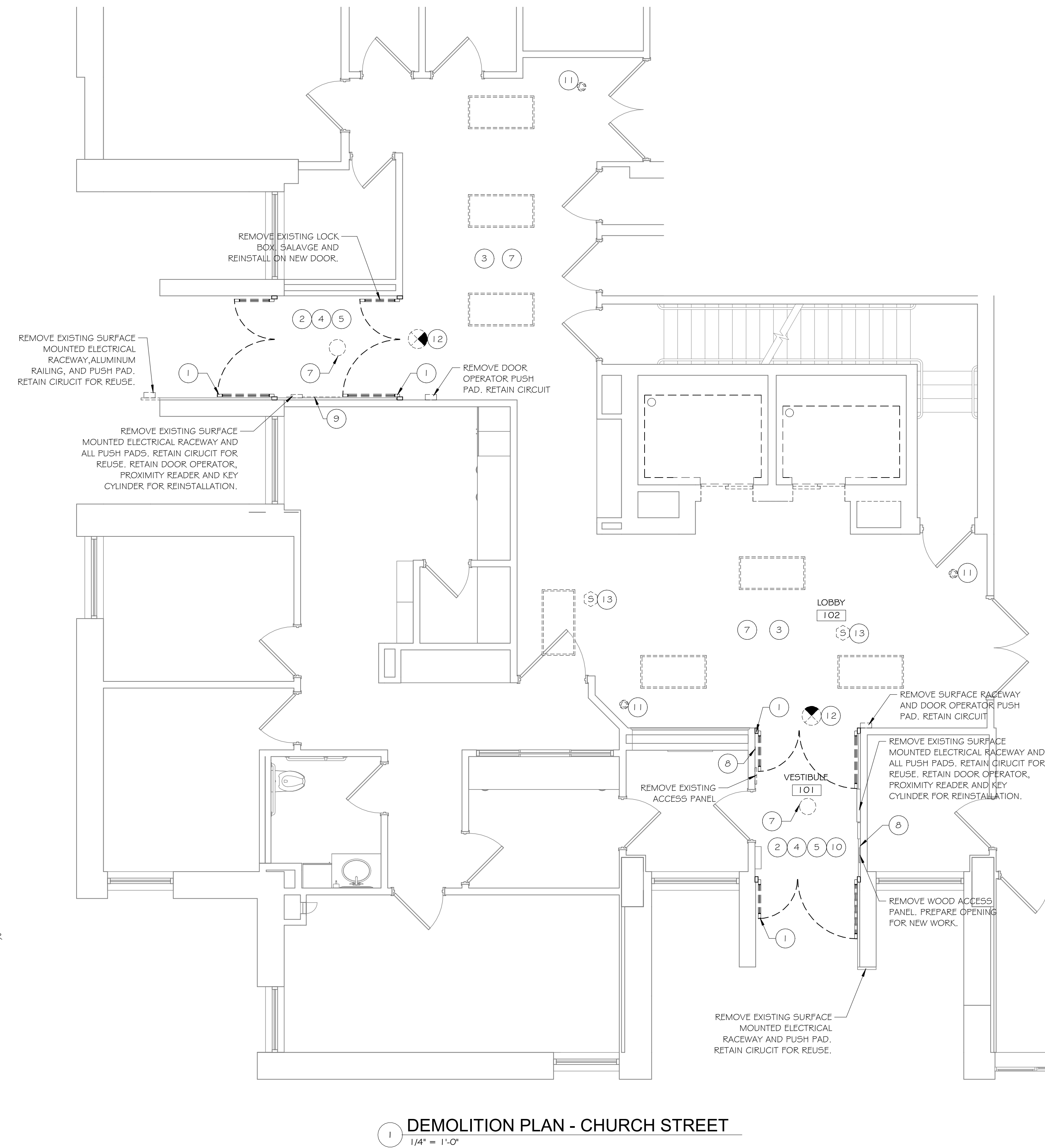
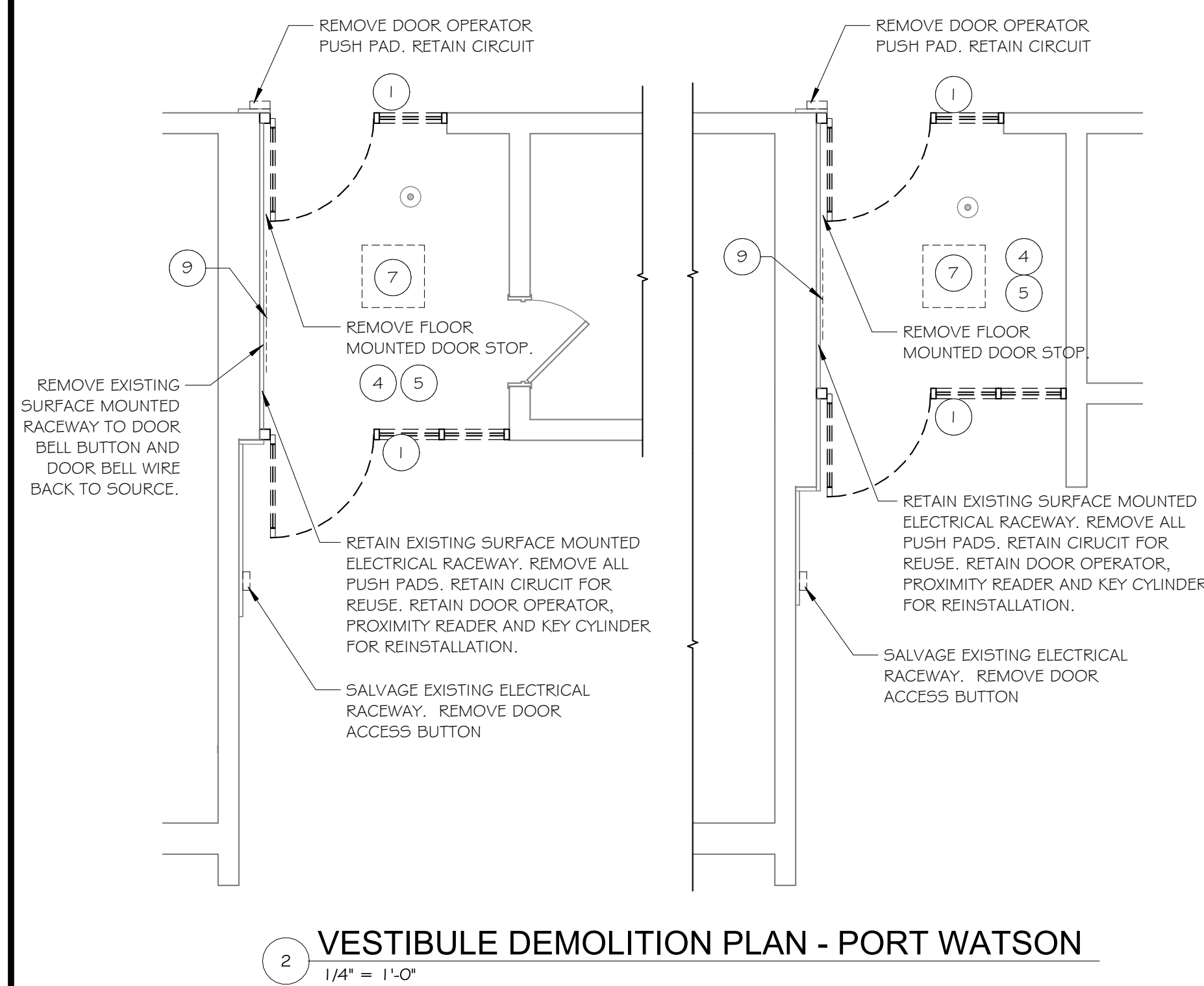
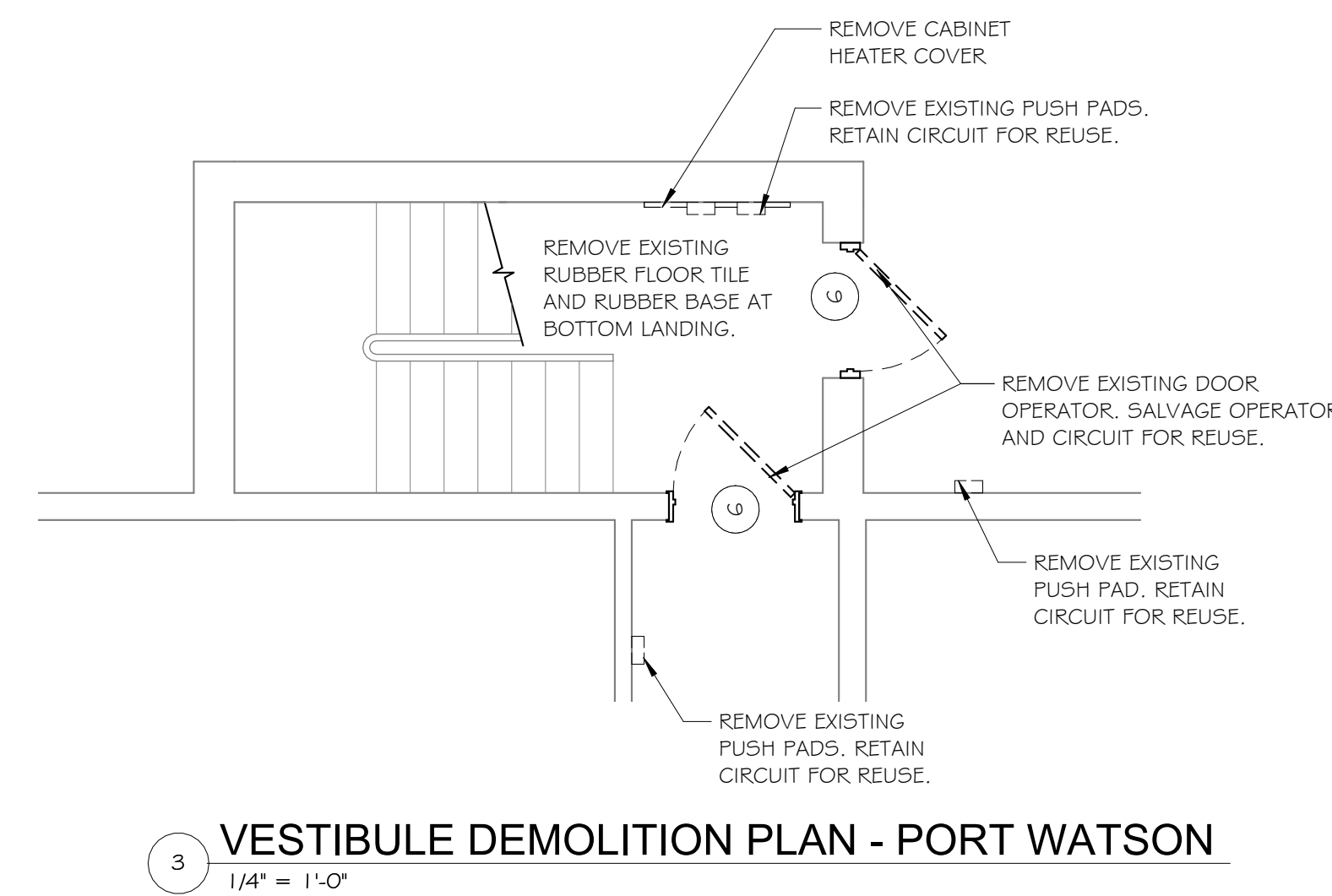
DRAWING SCALE
AS NOTED
ISSUE DATE:
06/30/2025
PROJECT NO.
24-087
DRAWING NO.
CS

DEMOLITION GENERAL NOTES

1. THE CONTRACTOR SHALL PROVIDE PROTECTIVE BARRIER AT AREAS OF DEMOLITION. KEEP ALL EXITS FREE AND CLEAR AT ALL TIMES DURING DEMOLITION.
2. THE OWNER RESERVES THE RIGHT TO RETAIN ANY REMOVED ITEMS AFTER CONTRACTOR REMOVAL. THE CONTRACTOR SHALL REMOVE FROM THE SITE AND DISPOSE OF ALL REMOVED ITEMS THE OWNER DOES NOT WISH TO RETAIN.
3. ITEMS SHOWN ARE INTENDED TO GIVE APPROXIMATE QUANTITY, LOCATION AND TYPE. THE CONTRACTOR IS RESPONSIBLE FOR VERIFYING ACTUAL QUANTITY AND EXISTING FIELD CONDITIONS.
4. THE CONTRACTOR SHALL REQUEST FROM THE OWNER A PRE-DEMOLITION SURVEY FOR HAZARDOUS MATERIALS PRIOR TO DEMOLITION OF ANY BUILDING MATERIAL. THE PRE-DEMOLITION SURVEY SHALL BE CONDUCTED BY AN AGENCY QUALIFIED/CERTIFIED FOR HAZARDOUS MATERIAL SURVEYS.

DEMO PLAN KEYNOTES

- 1 REMOVE EXISTING STOREFRONT GLASS, FRAME AND DOOR IN THEIR ENTIRETY. SALVAGE EXISTING DOOR OPERATOR. PREPARE REMAINING SURFACES FOR NEW WORK.
- 2 REMOVE EXISTING VINYL WALL WAINSCOT.
- 3 REMOVE EXISTING CEILING SYSTEM IN ITS ENTIRETY. PREPARE REMAINING SURFACES FOR NEW WORK.
- 4 REMOVE EXISTING QUARRY TILE FLOORING & TILE BASE TO FACE OF INTERIOR VESTIBULE DOORS. PREPARE SURFACE FOR NEW FINISH.
- 5 REMOVE EXISTING FLOOR WALK-OFF MAT. PREPARE SURFACE FOR NEW FINISH.
- 6 REMOVE EXISTING DOOR AND FRAME IN THEIR ENTIRETY.
- 7 DISCONNECT AND REMOVE EXISTING LIGHT FIXTURE.
- 8 REMOVE EXISTING UNUSED ELECTRICAL OUTLET COVER PLATE AND PATCH TO MATCH EXISTING WALL SURFACE.
- 9 REMOVE EXISTING CABINET HEATER COVER.
- 10 REMOVE AND SALVAGE ALL SURFACE MOUNTED ACCESSORIES. RETAIN RECESSED KNOX KEY BOX AND INTERCOM SYSTEM. REINSTALL ACCESSORIES AS DIRECTED BY OWNER.
- 11 REMOVE EXISTING VIDEO SURVEILLANCE CAMERA. RETAIN CAMERA AND CABLE FOR REUSE.
- 12 REMOVE EXISTING EXIT SIGN. SALVAGE SIGN AND CIRCUIT FOR REUSE. REINSTALL SIGN FOLLOWING CEILING INSTALLATION.
- 13 REMOVE EXISTING SMOKE DETECTOR. RETAIN COMMUNICATION CABLE FOR REUSE. PROVIDE NEW SMOKE DETECTOR.



ISSUED / REVISIONS	DATE

CONTRACT © 2025
AJH DESIGN
DRAWING ALTERATION
THIS DRAWING IS THE PROPERTY OF AJH DESIGN. ANY REUSE, REPRODUCTION, OR DISTRIBUTION OF THIS DRAWING WITHOUT THE WRITTEN PERMISSION OF AJH DESIGN IS STRICTLY PROHIBITED. THE USER OF THIS DRAWING AGREES TO HOLD AJH DESIGN HARMLESS FROM AND AGAINST ALL CLAIMS, DAMAGES, LOSSES AND EXPENSES, INCLUDING REASONABLE ATTORNEY'S FEES, THAT MAY BE ASSERTED AGAINST AJH DESIGN BY ANY THIRD PARTY AS A RESULT OF THE USER'S USE OF THIS DRAWING.

AJH DESIGN
111 E. 4TH STREET • ELMIRA HEIGHTS, NEW YORK 14803
PH: (607) 737-4638 FAX: (607) 767-6115

OWNER/CLIENT
CORTLAND HOUSING AUTHORITY

PROJECT
CORTLAND HOUSING AUTHORITY - VESTIBULE AND ELEVATOR IMPROVEMENTS
42 CHURCH ST
CORTLAND, NY 13045

TITLE OF DRAWING
DEMOLITION PLANS

DRAWING SCALE
AS NOTED
ISSUE DATE:
06/30/2025
PROJECT NO.
24-087
DRAWING NO.
A-0.1

GENERAL NOTES

1. THE CONTRACTOR IS RESPONSIBLE FOR ALL WORK REQUIRED TO IMPLEMENT THE WORK OF THE CONTRACT, REGARDLESS OF WHETHER SPECIFICALLY INDICATED OR NOT, UNLESS NOTED OTHERWISE.
2. THE OWNER RESERVES THE RIGHT TO RETAIN ANY REMOVED ITEMS AFTER CONTRACTOR REMOVAL. THE CONTRACTOR SHALL REMOVE FROM THE SITE, AND DISPOSE OF ANY ITEMS THE OWNER DOES NOT WISH TO RETAIN.
3. PROVIDE AN APPROVED GALVANIC BARRIER BETWEEN ALL DISSIMILAR METALS IN CONTACT WITH ONE ANOTHER.
4. ALL DOOR OPERATOR PUSH PADS SHALL BE MOUNTED AT ELEVATION ACCEPTABLE WITH CABO/ANSI A 117.1 AND ADAAG REQUIREMENTS.
5. THIS CONTRACT REQUIRES COMPLETE AND WORKABLE SYSTEMS AND ALL COMPONENTS NECESSARY FOR SUCH SYSTEMS. ALL MATERIALS AND LABOR SHALL BE PROVIDED AS INDICATED AND REASONABLY INFERRED BY THE CONTRACT DOCUMENTS.
6. CONTRACTORS SHALL NOT SCALE DRAWINGS FOR CONSTRUCTION PURPOSES. IN THE EVENT OF OMISSION OF NECESSARY DIMENSIONS OR INFORMATION THE CONTRACTOR SHALL NOTIFY THE ARCHITECT.
7. THE GENERAL TRADES CONTRACTOR SHALL PROVIDE ALL BLOCKING FOR THE SUPPORT OF ALL ITEMS OR EQUIPMENT SHOWN OR SPECIFIED.
8. THE CONTRACTOR SHALL VERIFY ALL DIMENSIONS AND EXISTING CONDITIONS IN THE FIELD BEFORE COMMENCING ANY WORK AND NOTIFY THE ARCHITECT IMMEDIATELY IF ANY DISCREPANCIES ARE FOUND.
9. WHERE REMOVAL OF EXISTING CONSTRUCTION RESULTS IN DEPRESSIONS AND/OR UNEVEN FLOOR OR WALL CONDITIONS, PATCH AND FEATHER AREAS TO MATCH ADJACENT SURFACES.
10. THE CONTRACTOR IS RESPONSIBLE FOR ALL DEMOLITION REQUIRED TO IMPLEMENT THE WORK OF THEIR RESPECTIVE CONTRACT, REGARDLESS OF WHETHER SPECIFICALLY INDICATED OR NOT, UNLESS NOTED OTHERWISE.
11. CENTER ALL MECHANICAL PENETRATIONS AND ELECTRICAL DEVICES WITHIN CEILING TILE.
12. REINSTALL ALL AUTOMATIC DOOR OPERATORS AT DOOR LOCATIONS FROM WHERE OPERATOR HAS BEEN REMOVED.

FLOOR PLAN KEYNOTES

- 1 SAND AND PAINT THE ELEVATOR OPENING FRAME.
- 2 PROVIDE TOUCHLESS DOOR CONTROL PAD. CONNCT TO EXISTING CIRCUIT.
- 3 PROVIDE RADIATION UNIT COVER, MODEL# PL - 32"x6"x48" AS WELL AS REPLACE THE 6" DEEP, 45 1/4" LONG 3-TUBE HEATING ELEMENT WITH STANDARD HEADER COIL. CONTRACTOR TO VIF. DIMENSIONS OF HEATER.
- 4 PROVIDE RADIATION UNIT COVER, MODEL# FL - 20"x6"x48" AS WELL AS REPLACE THE 6" DEEP, 45 1/4" LONG 3-TUBE HEATING ELEMENT WITH STANDARD HEADER COIL. CONTRACTOR TO VIF. DIMENSIONS OF HEATER.
- 5 PROVIDE RADIATION UNIT COVER, MODEL# PL - 26"x6"x48". CONTRACTOR TO VIF. DIMENSIONS OF HEATER.
- 6 PROVIDE SURFACE RACEWAY.
- 7 PROVIDE 1/4 GAUGE, TYPE 304 STAINLESS STEEL WAINSCOT AT GROUND FLOOR ELEVATOR DOOR FRAME TO MATCH EXISTING PROFILE AND HEIGHT. APPROXIMATE HEIGHT 4'-0"

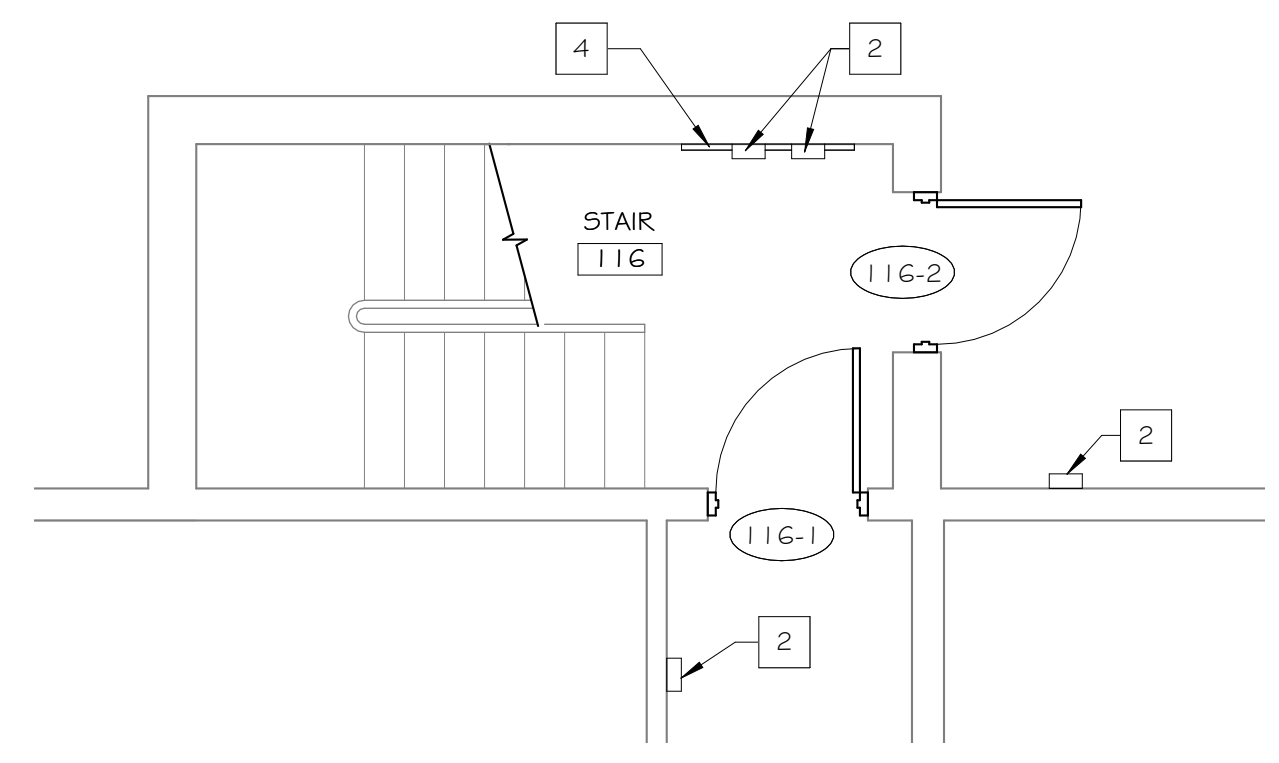
ISSUED / REVISIONS	DATE

CONTRACT © 2025
 AJH DESIGN
 DRAWING ALTERATION
 THIS DRAWING IS THE PROPERTY OF AJH DESIGN. ANY
 PERSON, UNLESS ACTING UNDER THE
 AUTHORITY OF AJH DESIGN, IS PROHIBITED FROM
 REPRODUCING, COPIING, OR OTHERWISE
 ALTERING ANY PART OF THIS DOCUMENT IN
 ANY WAY.
 ANY LICENSEE WHO ALTERS THIS
 DRAWING WITHOUT THE WRITTEN
 APPROVAL OF AJH DESIGN AND THE
 PROJECT ARCHITECT SHALL BE
 HELD RESPONSIBLE FOR ANY AND ALL
 CONSEQUENCES OF THE ALTERATION.

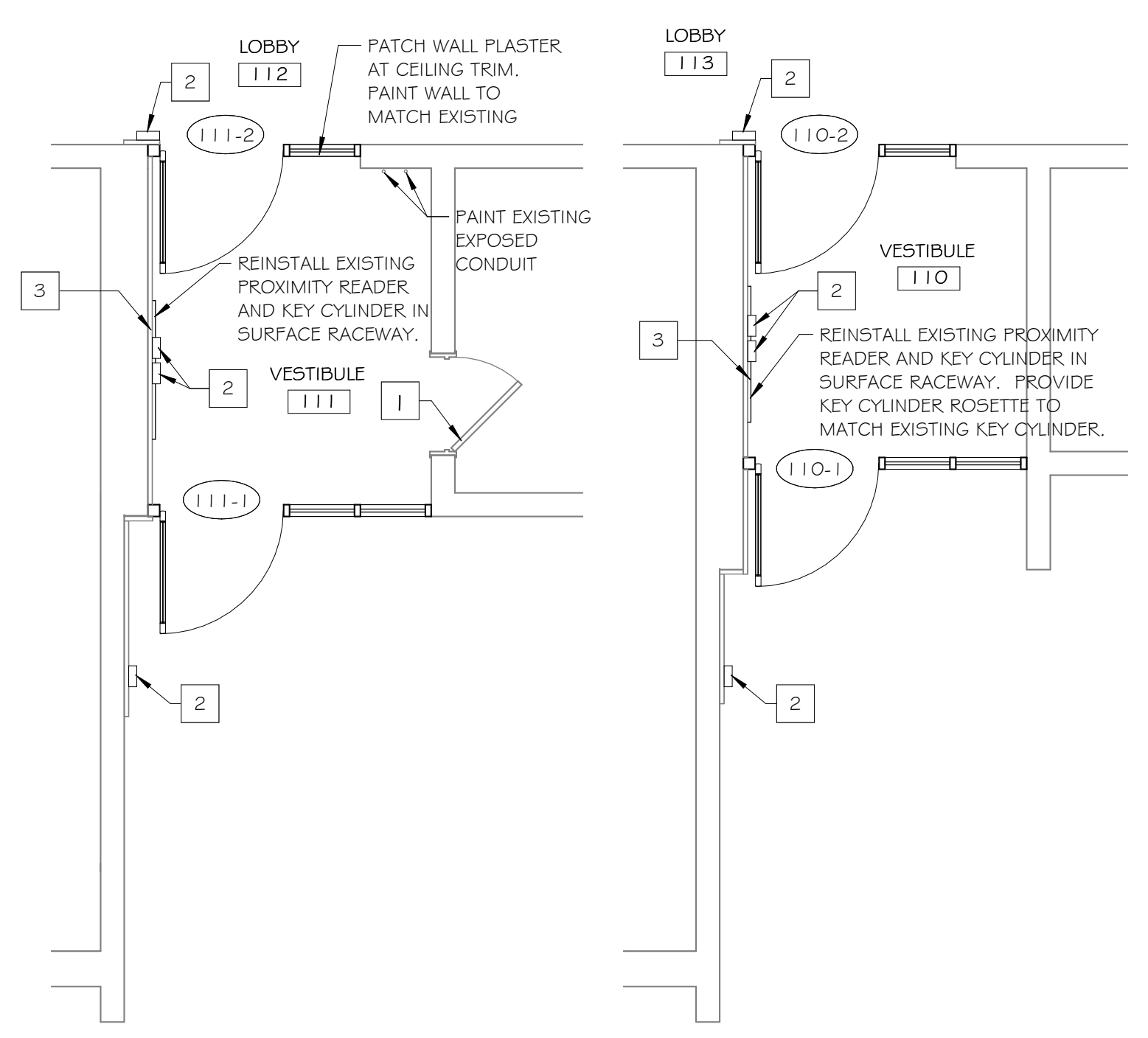
AJH DESIGN
 111 E. 14TH STREET • ELIMBA HEIGHTS, NEW YORK 14803
 PH: (607) 737-4638 FAX: (607) 767-6115
 OWNER/CLIENT
CORTLAND HOUSING AUTHORITY

PROJECT
**CORTLAND HOUSING AUTHORITY - VESTIBULE AND
 ELEVATOR IMPROVEMENTS**
 42 CHURCH ST.
 CORTLAND, NY 13045
 TITLE OF DRAWING
FLOOR PLANS

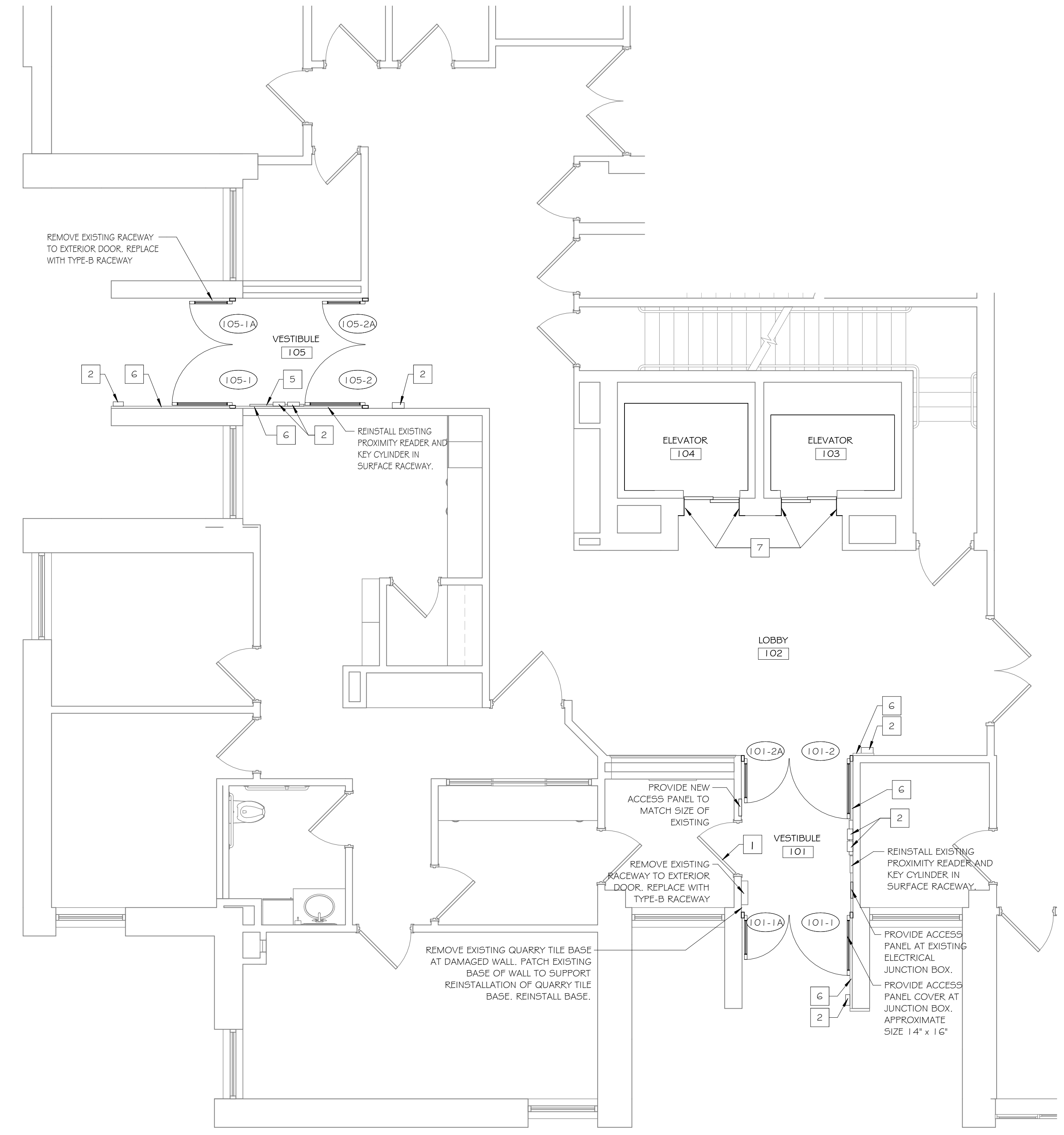

DRAWING SCALE
AS NOTED
 ISSUE DATE:
06/30/2025
 PROJECT NO.
24-087
 DRAWING NO.
A-1.1



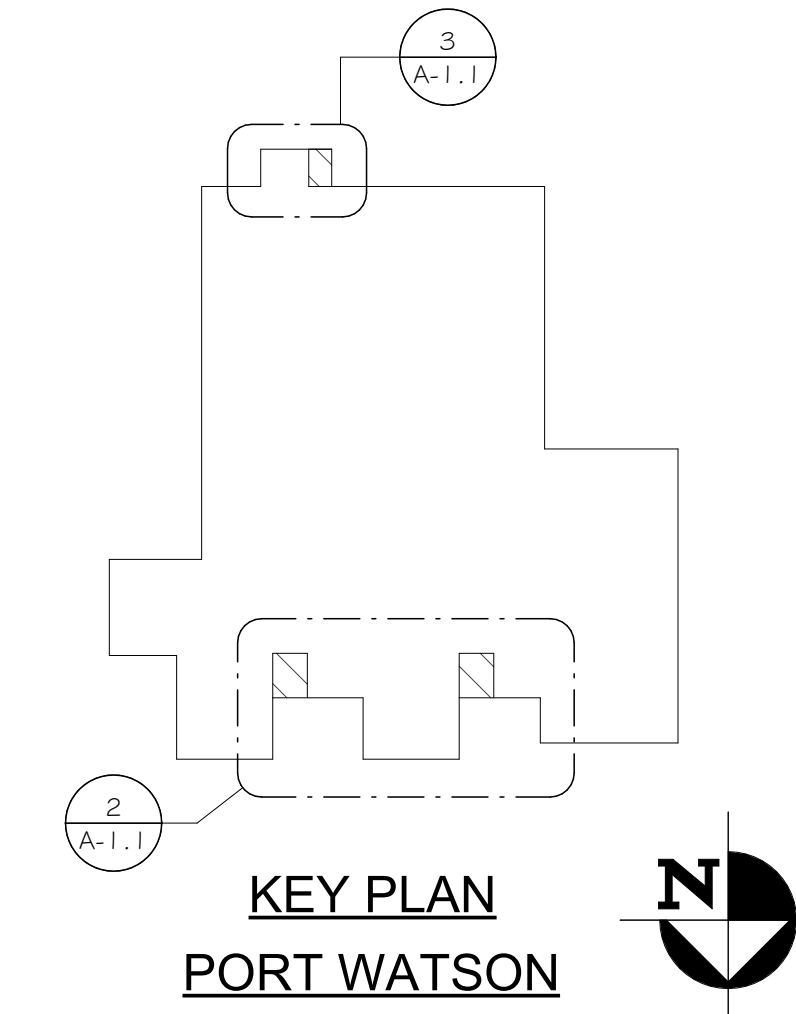

3 VESTIBULE PLAN - PORT WATSON
 1/4" = 1'-0"



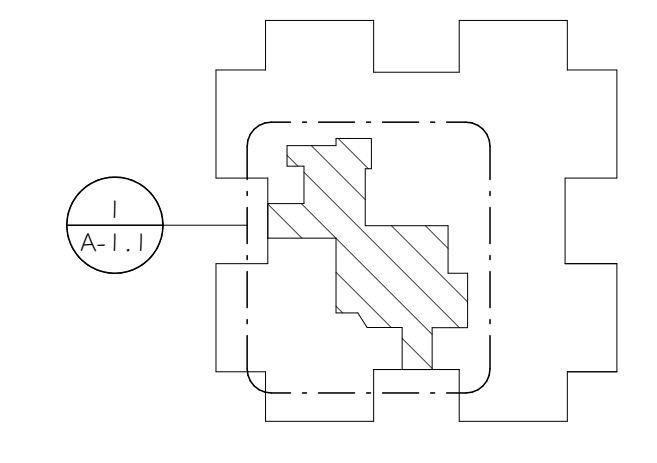
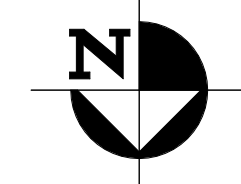
2 VESTIBULE PLAN - PORT WATSON
 1/4" = 1'-0"




1 MAIN FLOOR PLAN - CHURCH STREET
 1/4" = 1'-0"



KEY PLAN
 PORT WATSON



KEY PLAN
 CHURCH STREET

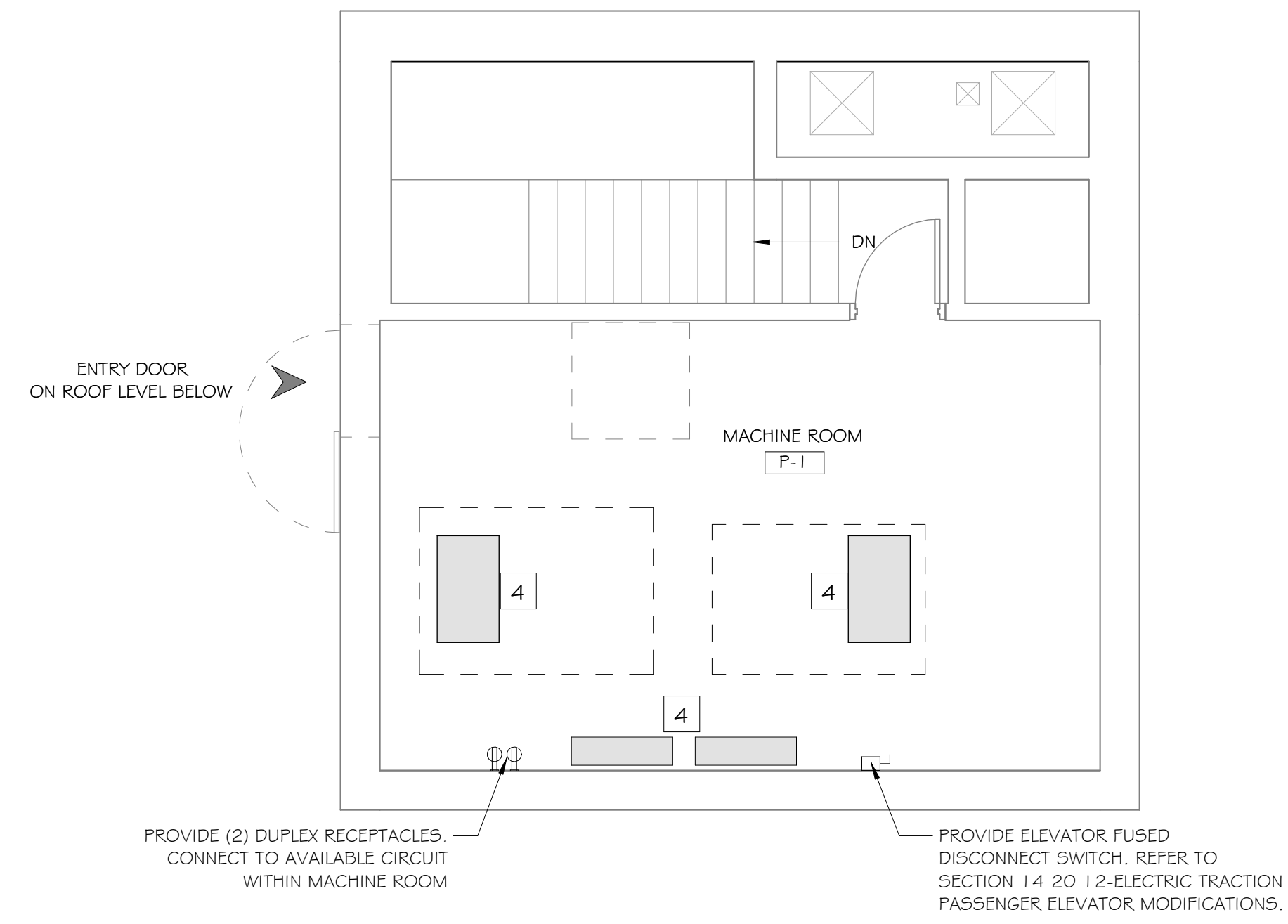


ELEVATOR DEMOLITION NOTES

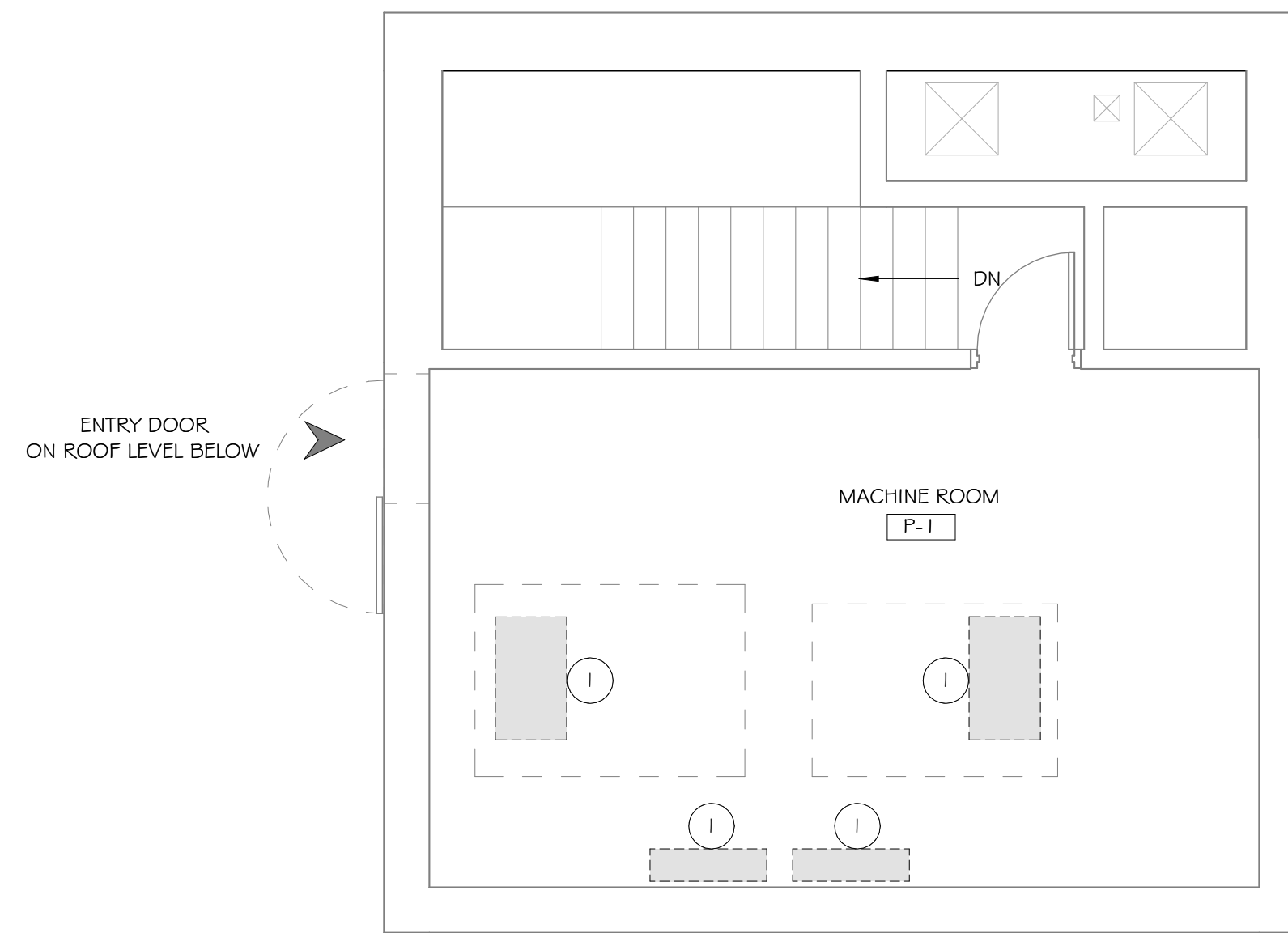
- 1 REMOVE EXISTING ELEVATOR INTERIOR FLOOR, WALL AND CEILING FINISHES INCLUDING STAINLESS STEEL WALL PANELS, GOVERNOR, CONTROLLER, HOIST MACHINE, CABLE, CAB DOOR, CALL BUTTONS, FLOOR LEVEL SIGNAL, AND SIGNAGE.
- 2 REMOVE EXISTING ELEVATOR SHAFT DOOR ON ALL FLOORS. PREPARE REMAINING SURFACES FOR INSTALLATION OF NEW DOOR. (ALTERNATE 1)

ELEVATOR FLOOR PLAN KEYNOTES

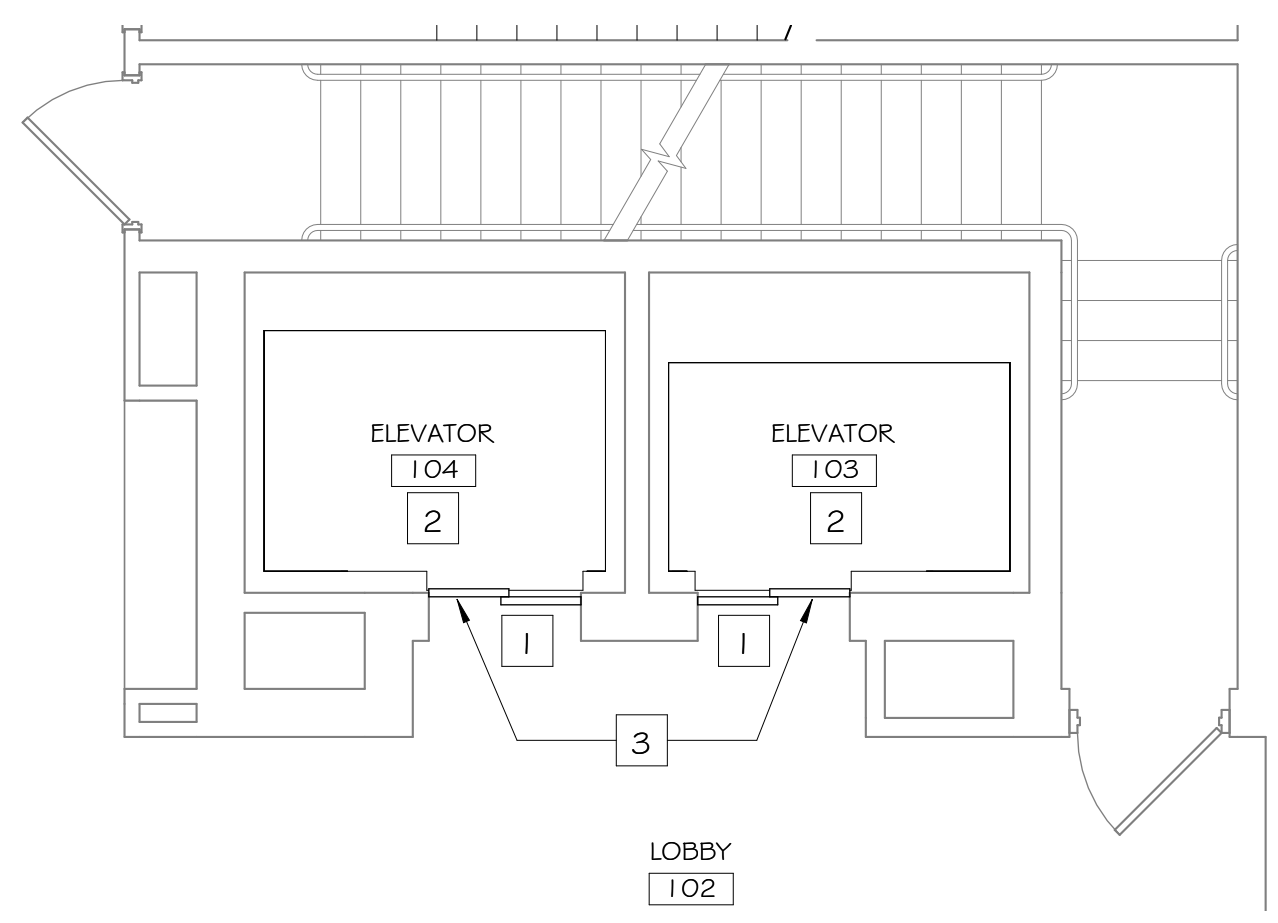
- 1 SAND AND PAINT THE ELEVATOR SHAFT OPENING FRAME AND DOORS ON ALL FLOORS. (BASE BID) PAINT FRAME ONLY IF ALTERNATE 1 IS ACCEPTED.
- 2 PROVIDE ELEVATOR WALL, FLOOR AND CEILING FINISHES. REFER TO SPECIFICATION SECTION 14 20 12 ELECTRIC TRACTION PASSENGER ELEVATORS.
- 3 SCRAPE CLEAN AND POLISH EXISTING ELEVATOR THRESHOLD TRACK ON EACH FLOOR LEVEL.
- 4 PROVIDE ELEVATOR CONTROLLERS, GOVERNOR, HOIST MACHINE, CABLE AND ACCESSORIES. REFER TO SECTION 14 20 12.



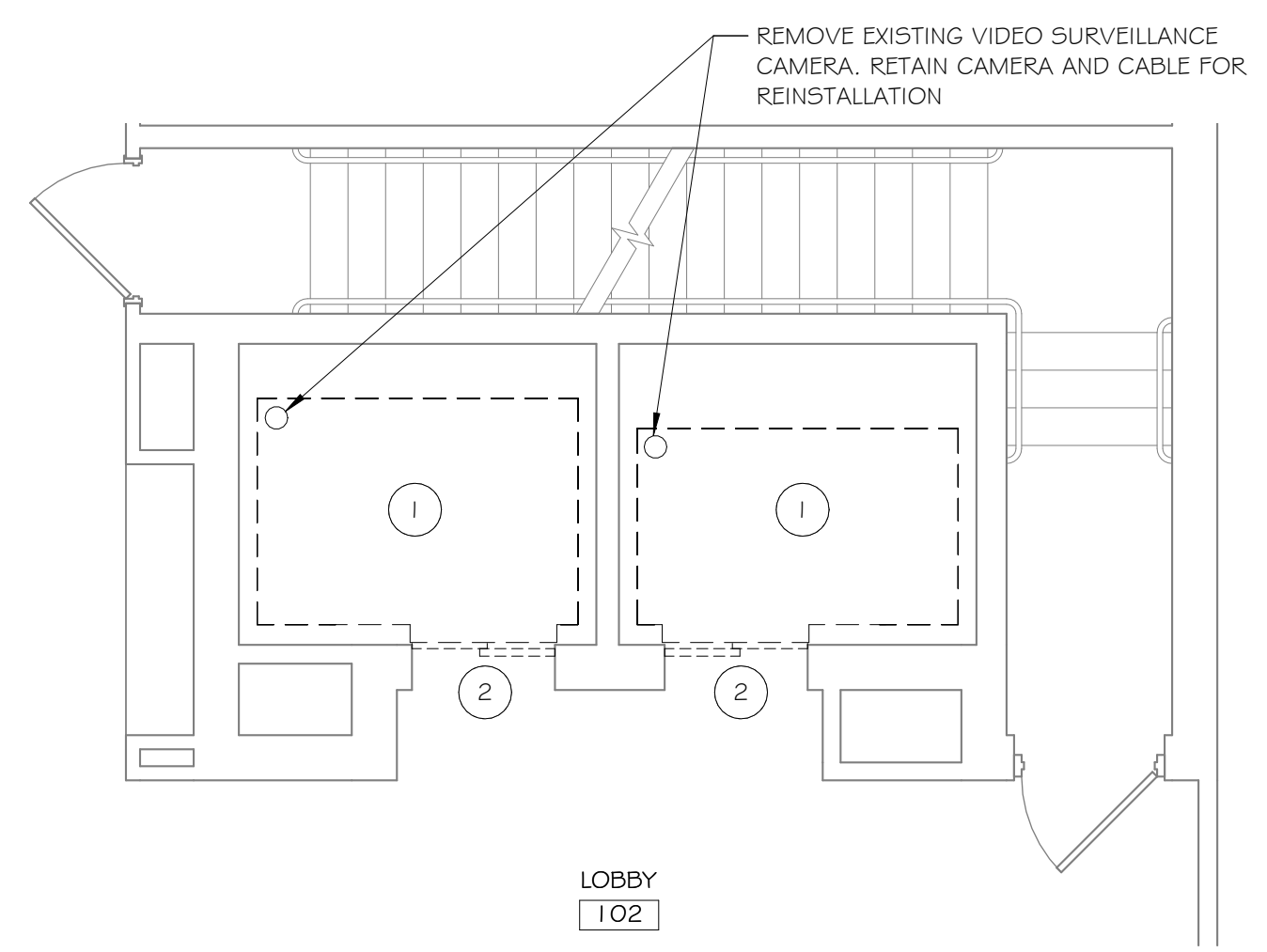
4 MACHINE ROOM PLAN - CHURCH STREET
1/4" = 1'-0"



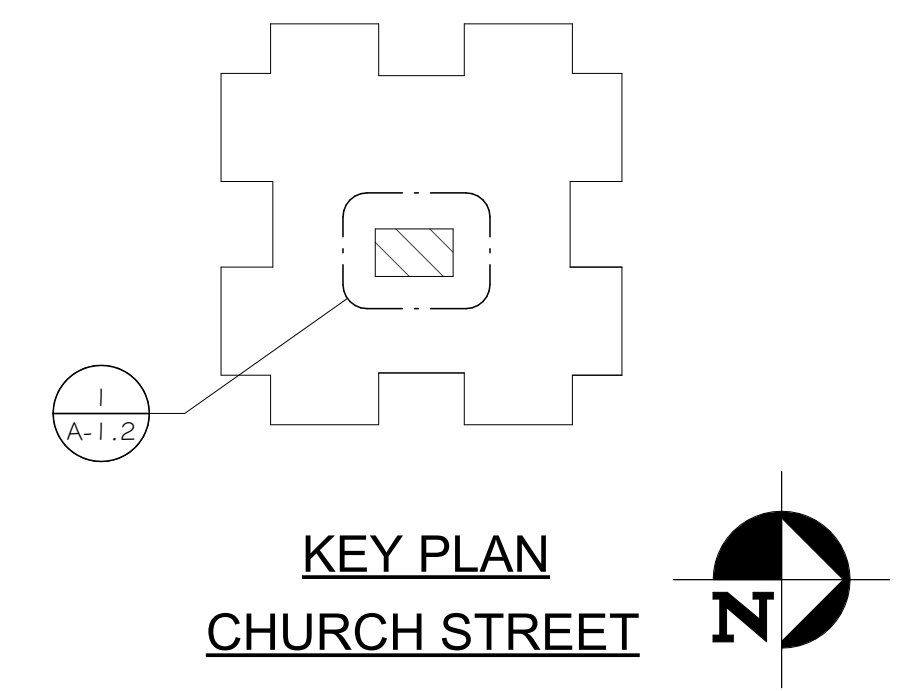
2 MACHINE ROOM DEMOLITION PLAN - CHURCH STREET
1/4" = 1'-0"



3 ELEVATOR PLAN - CHURCH STREET
1/4" = 1'-0"



1 ELEVATOR DEMOLITION PLAN - CHURCH STREET
1/4" = 1'-0"



ISSUED / REVISIONS	DATE

COPYRIGHT © 2025
AJH DESIGN
U.S. DRAWING ALTERATION
PERSON, UNLESS ACTING UNDER THE
PROFESSIONAL ENGINEER, LANDSCAPE
ARCHITECT OR ARCHITECT'S SEAL AND
ALTER ANY ITEM ON THIS DOCUMENT IN
ANY WAY.
ANY LICENSEE WHO ALTERS THIS
DRAWING OR THESE NOTES AND THE
DESCRIPTION OF THE ALTERNATION.

AJH DESIGN
111 E. 14TH STREET • ELMIRA HEIGHTS, NEW YORK 14803
PH: (607) 737-4638 FAX: (607) 767-6115

OWNER/CLIENT
CORTLAND HOUSING AUTHORITY

PROJECT
CORTLAND HOUSING AUTHORITY - VESTIBULE AND
ELEVATOR IMPROVEMENTS
42 CHURCH ST.
CORTLAND, NY 13045

TITLE OF DRAWING
ELEVATOR PLANS - CHURCH STREET

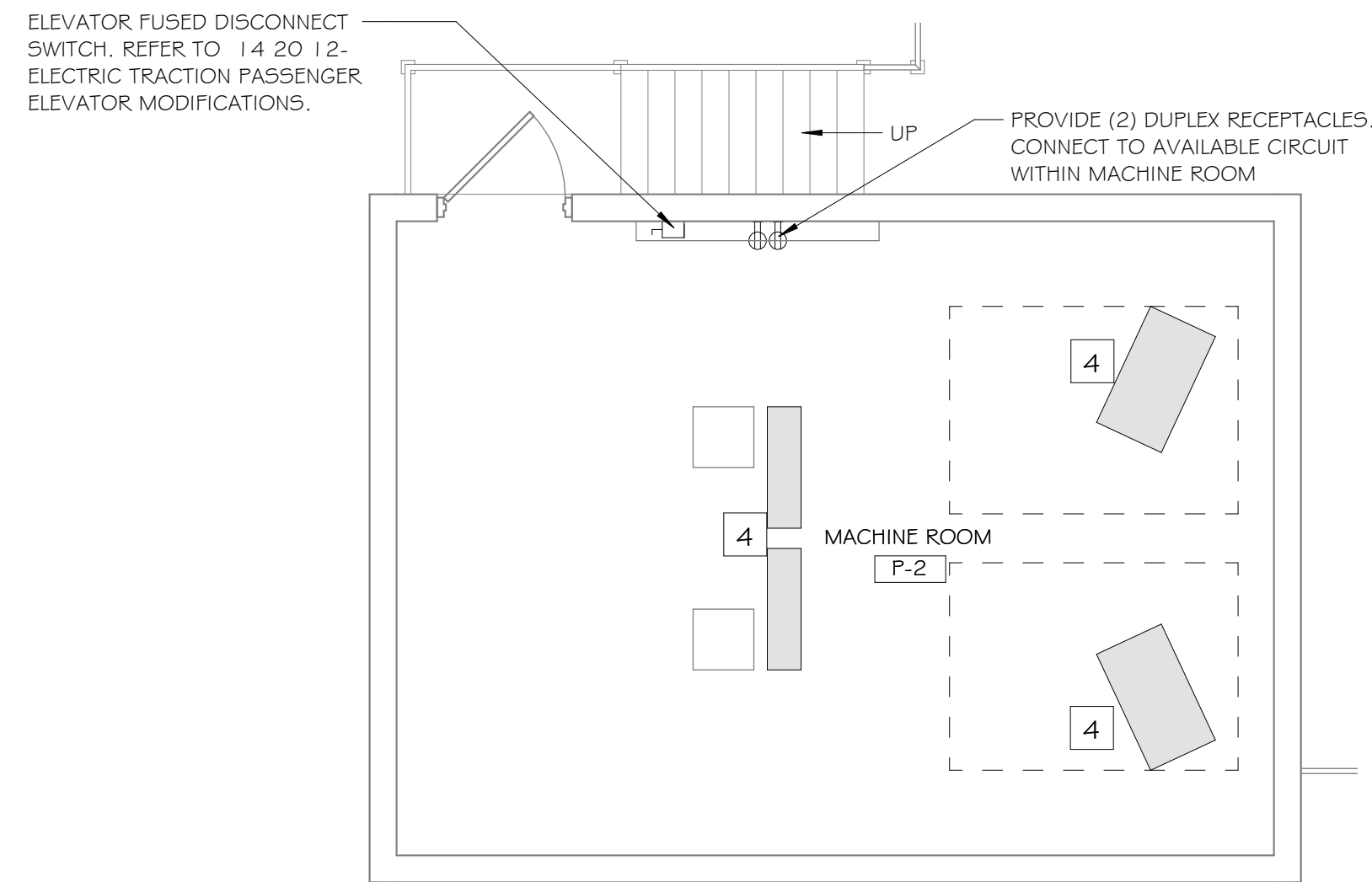
DRAWING SCALE
AS NOTED
ISSUE DATE:
06/30/2025
PROJECT NO.
24-087
DRAWING NO.
A-1.2

ELEVATOR DEMOLITION NOTES

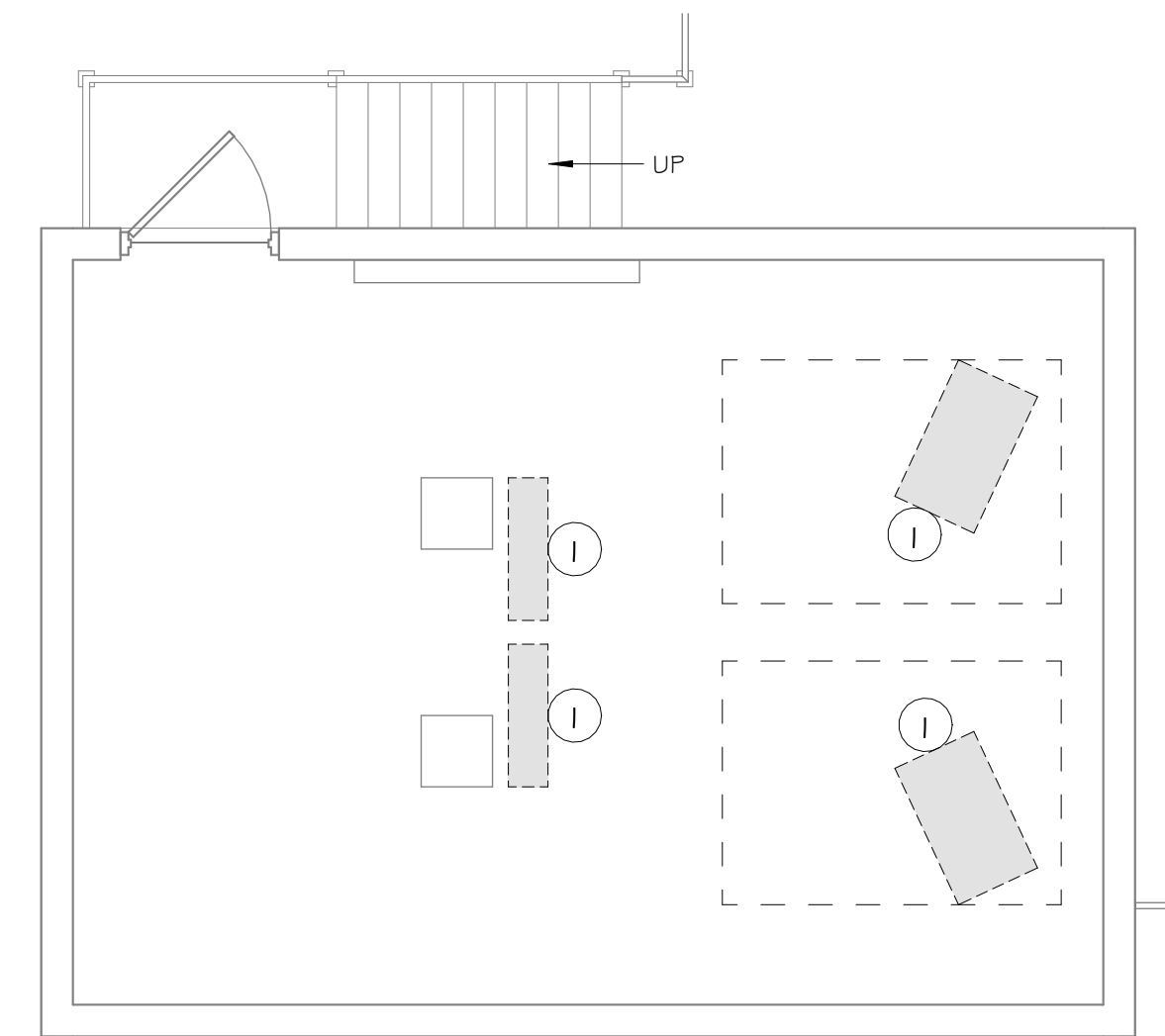
- 1 REMOVE EXISTING ELEVATOR INTERIOR FLOOR, WALL AND CEILING FINISHES INCLUDING STAINLESS STEEL WALL PANELS, GOVERNOR, CONTROLLER, HOIST MACHINE, CABLE, CAB DOOR, CALL BUTTONS, FLOOR LEVEL SIGNAL, AND SIGNAGE.
- 2 REMOVE EXISTING ELEVATOR SHAFT DOOR ON ALL FLOORS. PREPARE REMAINING SURFACES FOR INSTALLATION OF NEW DOOR. (ALTERNATE 1)

ELEVATOR FLOOR PLAN KEYNOTES

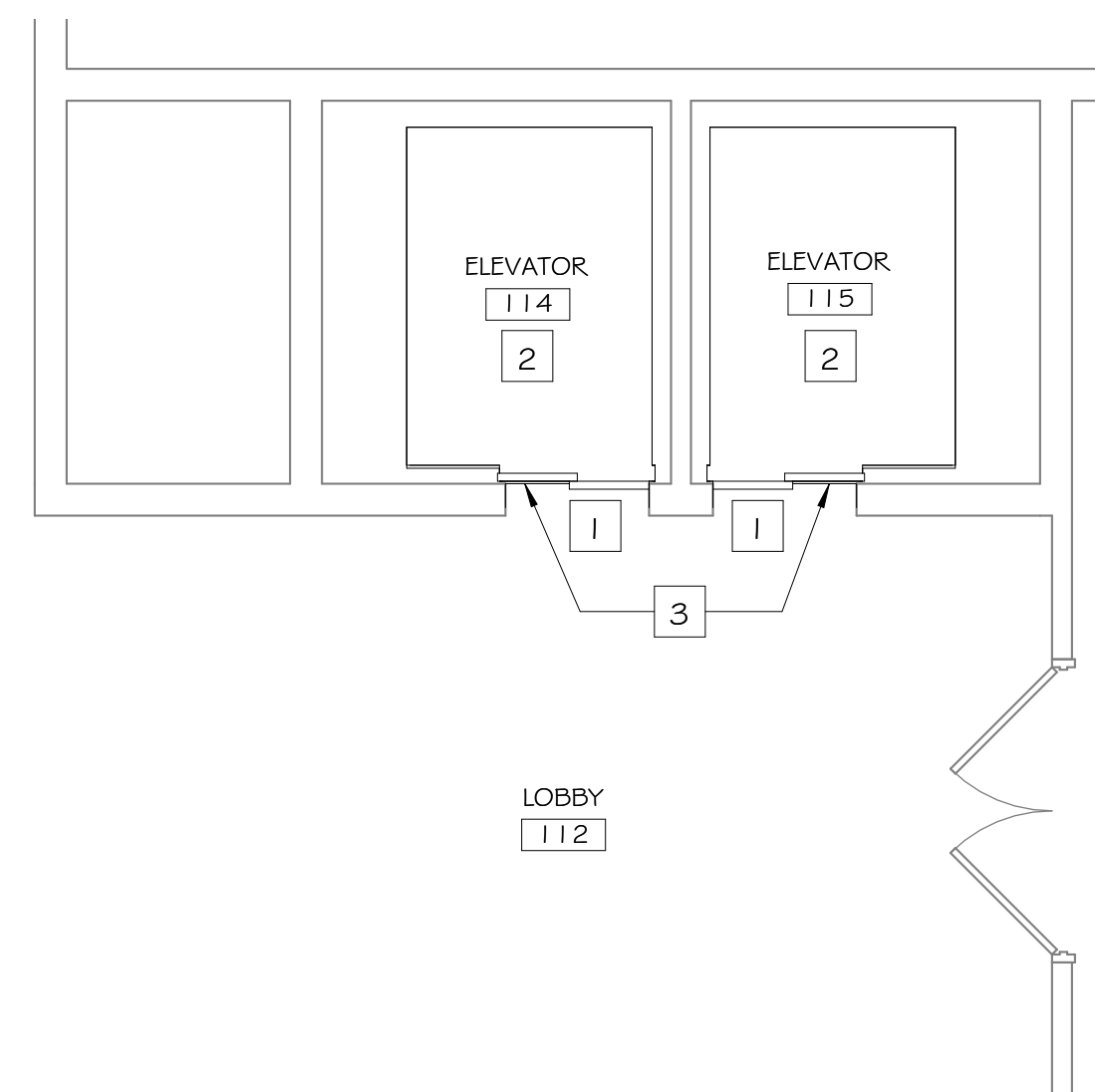
- 1 SAND AND PAINT THE ELEVATOR SHAFT OPENING FRAME AND DOORS ON ALL FLOORS. (BASE BID) PAINT FRAME ONLY IF ALTERNATE 1 IS ACCEPTED.
- 2 PROVIDE ELEVATOR WALL, FLOOR AND CEILING FINISHES. REFER TO SPECIFICATION SECTION 14 20 12 ELECTRIC TRACTION PASSENGER ELEVATORS.
- 3 SCRAPE CLEAN AND POLISH EXISTING ELEVATOR THRESHOLD TRACK ON EACH FLOOR LEVEL.
- 4 PROVIDE ELEVATOR CONTROLLERS, GOVERNOR, HOIST MACHINE, CABLE AND ACCESSORIES. REFER TO SECTION 14 20 12.



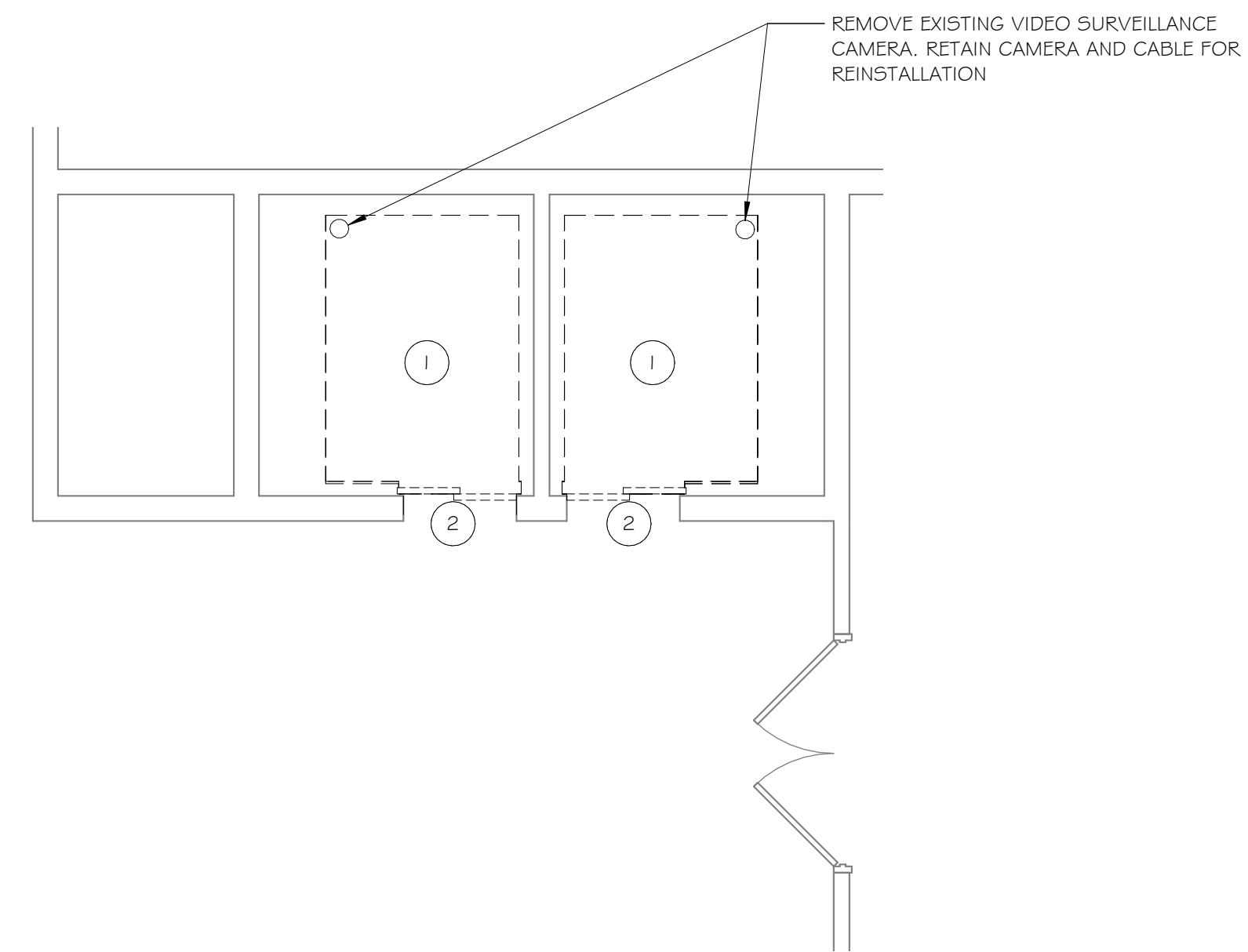
4 MACHINE ROOM PLAN - PORT WATSON
1/4" = 1'-0"



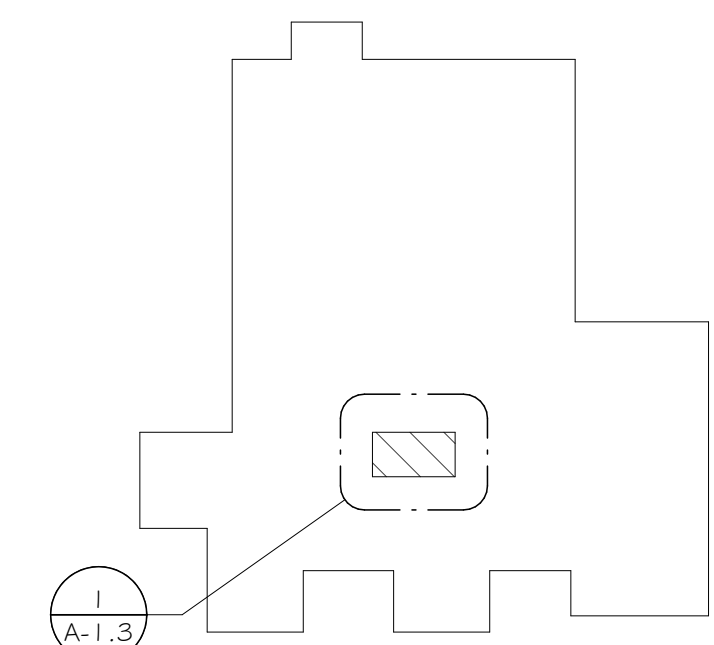
2 MACHINE ROOM DEMOLITION PLAN - PORT WATSON
1/4" = 1'-0"



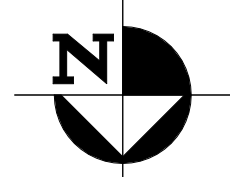
3 ELEVATOR PLAN - PORT WATSON
1/4" = 1'-0"



1 ELEVATOR DEMOLITION PLAN - PORT WATSON
1/4" = 1'-0"



KEY PLAN
PORT WATSON



ISSUED / REVISIONS	DATE

CONTRACT © 2025
AJH DESIGN
DRAWING ALTERATION
THIS DRAWING IS THE PROPERTY OF
AJH DESIGN. IT IS TO BE USED ONLY FOR THE
PROJECT AND SITE SPECIFICALLY IDENTIFIED
HEREIN. ANY REUSE OR MODIFICATION
WITHOUT THE WRITTEN PERMISSION OF
AJH DESIGN IS STRICTLY PROHIBITED.
ANY LICENSEE WHO ALTERS THIS
DRAWING SHALL BE RESPONSIBLE FOR
OBTAINING THE NECESSARY PERMITS AND
NOTIFICATION OF THE LOCAL AND STATE
AGENCIES CONCERNING THE ALTERNATE
DESCRIPTION OF THE ALTERNATE.

AJH DESIGN
111 E. 14TH STREET • ELMIRA HEIGHTS, NEW YORK 14803
PH: (607) 737-4638 FAX: (607) 767-6115

OWNER/CLIENT
CORTLAND HOUSING AUTHORITY

PROJECT
CORTLAND HOUSING AUTHORITY - VESTIBULE AND
ELEVATOR IMPROVEMENTS
42 CHURCH ST.
CORTLAND, NY 13045

TITLE OF DRAWING
ELEVATOR PLANS - PORT WATSON

DRAWING SCALE
AS NOTED
ISSUE DATE:
06/30/2025
PROJECT NO.
24-087
DRAWING NO.

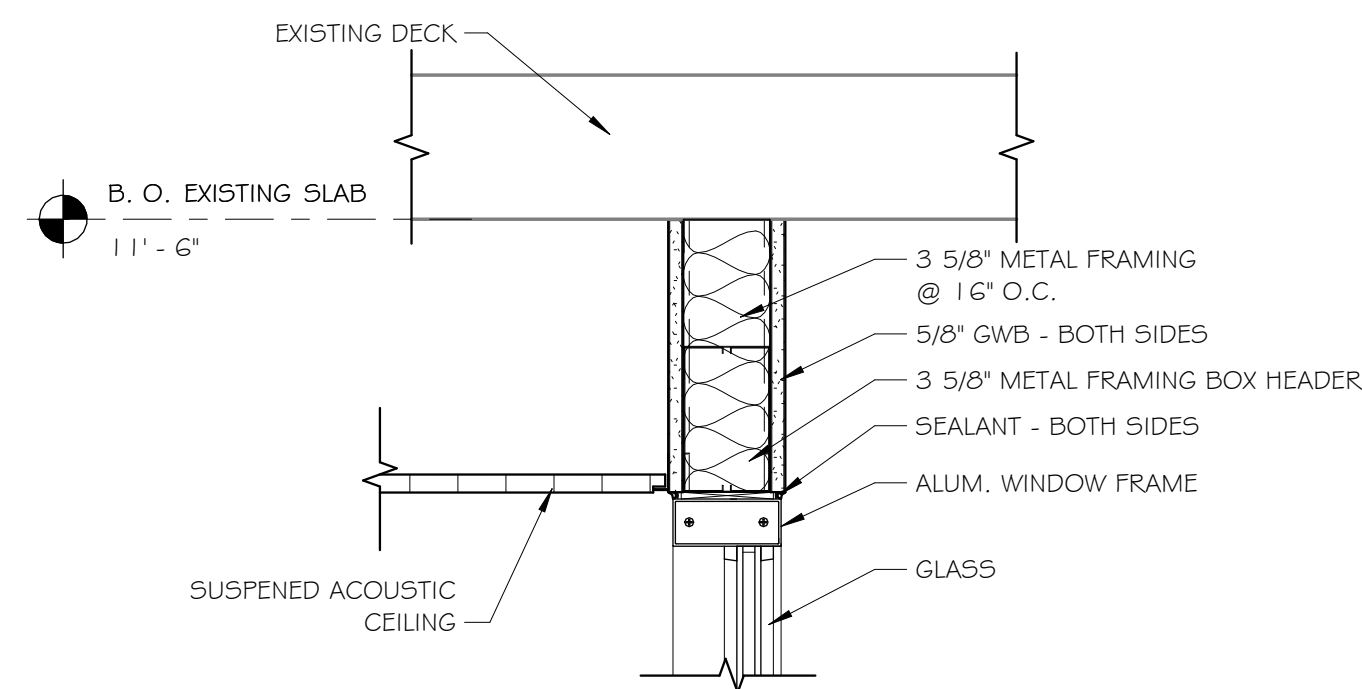
A-1.3

REFLECTED CEILING PLAN NOTES:

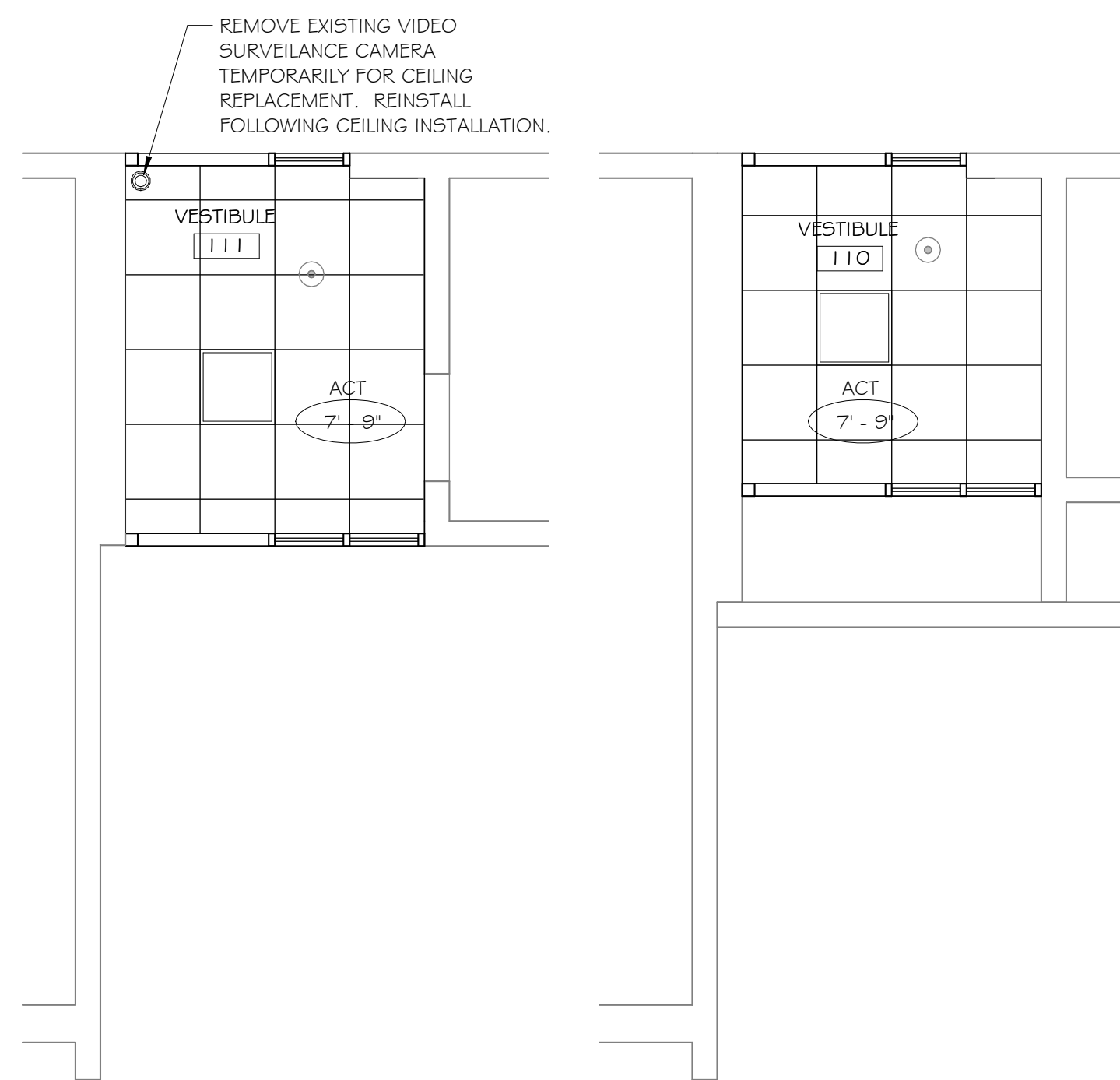
- A. CENTER ALL MECHANICAL PENETRATIONS AND ELECTRICAL DEVICES WITHIN CEILING TILES, UNLESS NOTED OTHERWISE.
- B. ALL VERTICAL FACES OF SOFFITS ARE GWB, UNLESS NOTED OTHERWISE.

REFLECTED CEILING / LIGHTING LEGEND

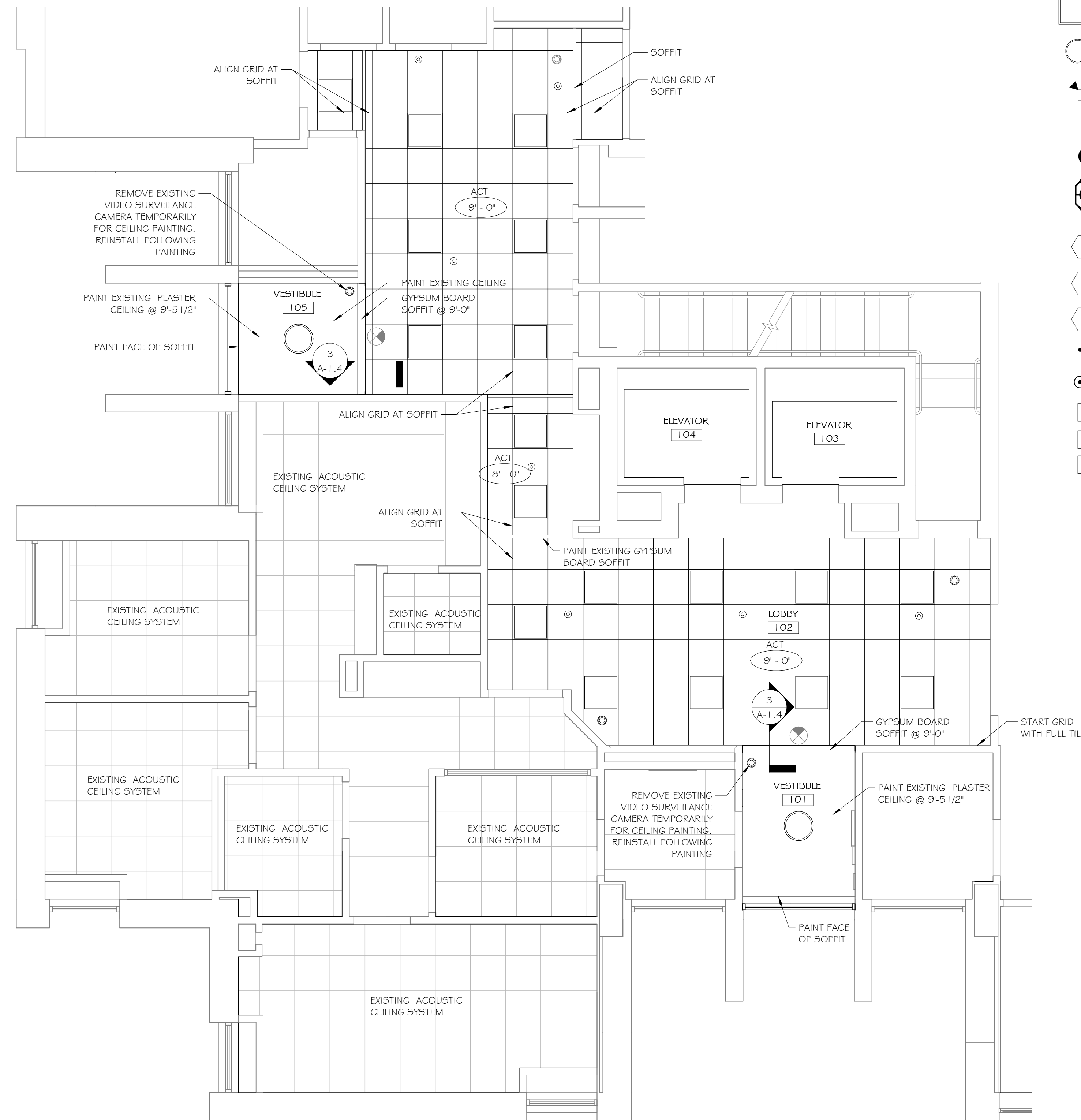
- 2x2 SUSPENDED GRID
- GYPSUM BOARD CEILING
- RECESSED CEILING MOUNTED 2' x 2' TROFFER
- SURFACE MOUNTED CEILING FIXTURE
- EMERGENCY LIGHTING
- REMOTE EMERGENCY HEAD
- EXIT SIGNAGE
- EXIT SIGNAGE WITH 2-HEAD EMERGENCY LIGHT W/ BATTERY BACK-UP
- HARD WIRED SMOKE DETECTOR
- CARBON MONOXIDE DETECTOR
- HEAT DETECTOR
- RECESSED SPRINKLER HEAD
- SEMI-RECESSED SPRINKLER HEAD
- AUDIO ALARM DEVICE
- FIRE ALARM PULL BOX
- AUDIO/VISUAL DEVICE



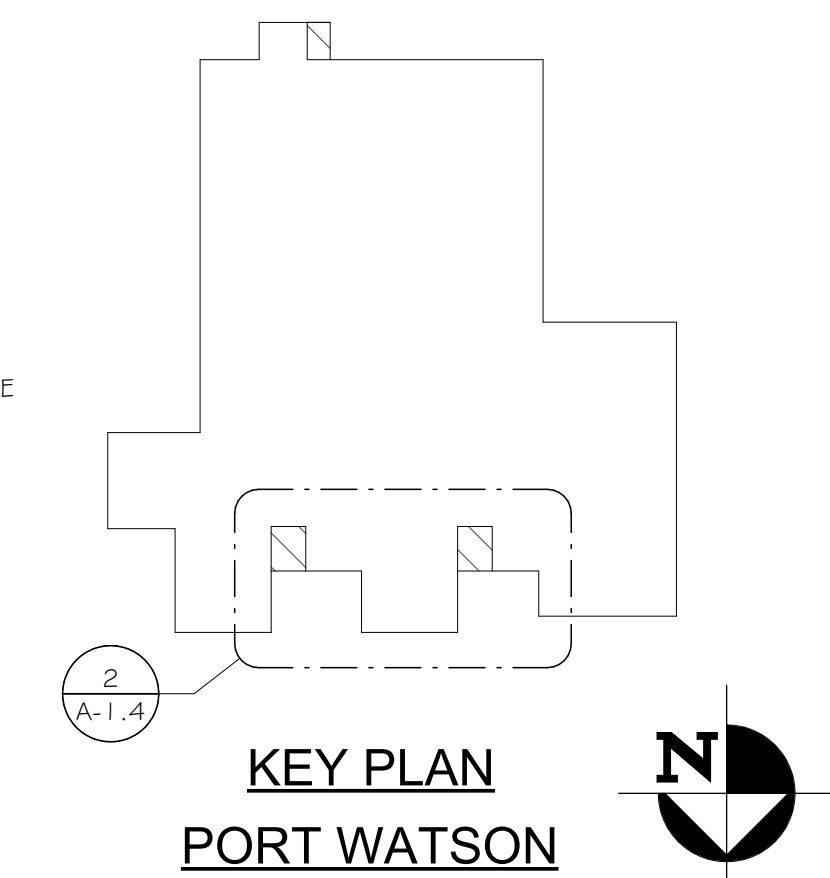
3 SOFFIT DETAILS
1 1/2" = 1'-0"



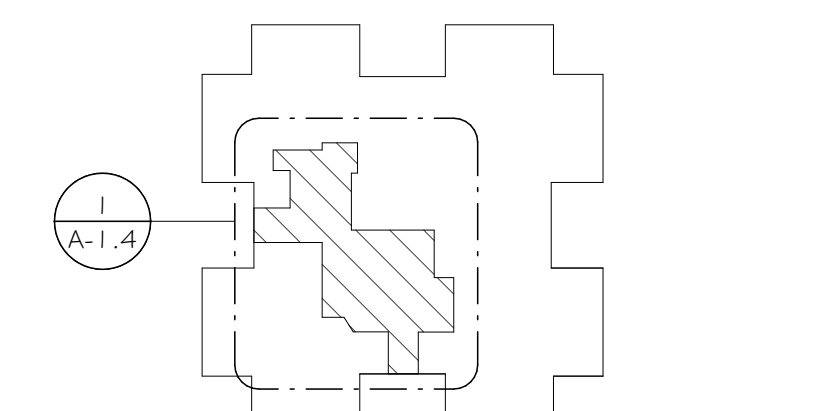
2 VESTIBULE REFLECTED CEILING PLAN - PORT WATSON
1/4" = 1'-0"



1 VESTIBULE REFLECTED CEILING PLAN - CHURCH STREET
1/4" = 1'-0"



**KEY PLAN
PORT WATSON**



**KEY PLAN
CHURCH STREET**

ISSUED / REVISIONS	DATE
1	

AJH DESIGN
111 E. 14TH STREET • ELIMBA HEIGHTS, NEW YORK 14803
PH: (607) 737-4638 FAX: (607) 767-6115

CORTLAND HOUSING AUTHORITY

PROJECT
CORTLAND HOUSING AUTHORITY - VESTIBULE AND ELEVATOR IMPROVEMENTS
42 CHURCH ST.
CORTLAND, NY 13045

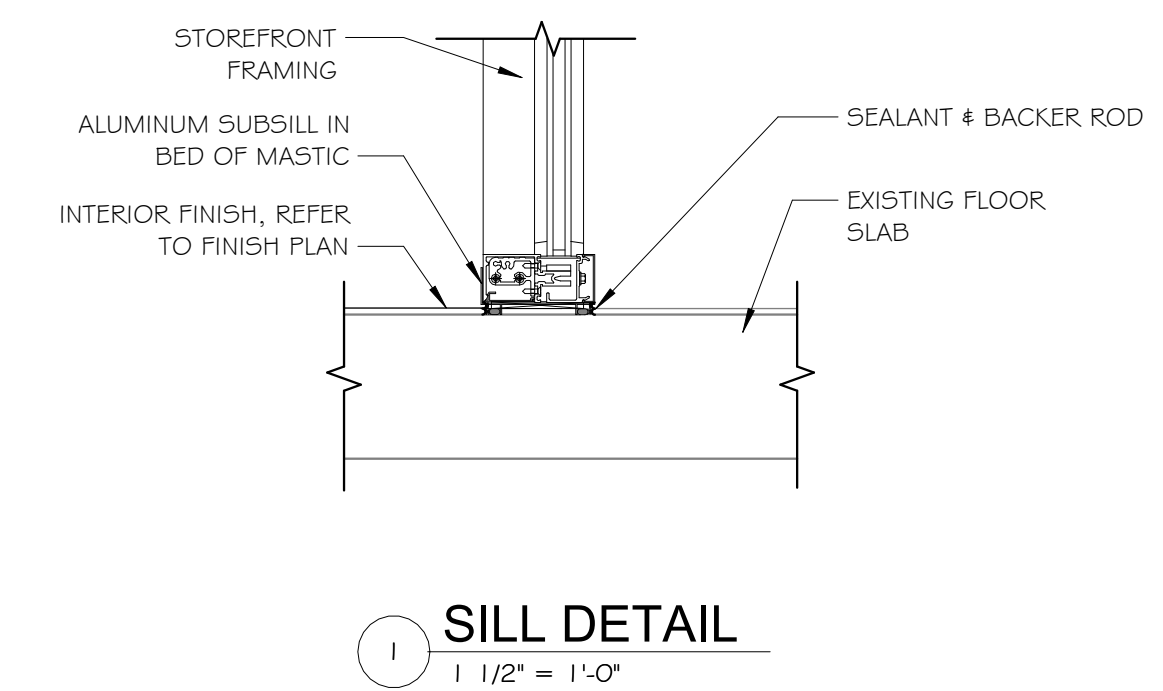
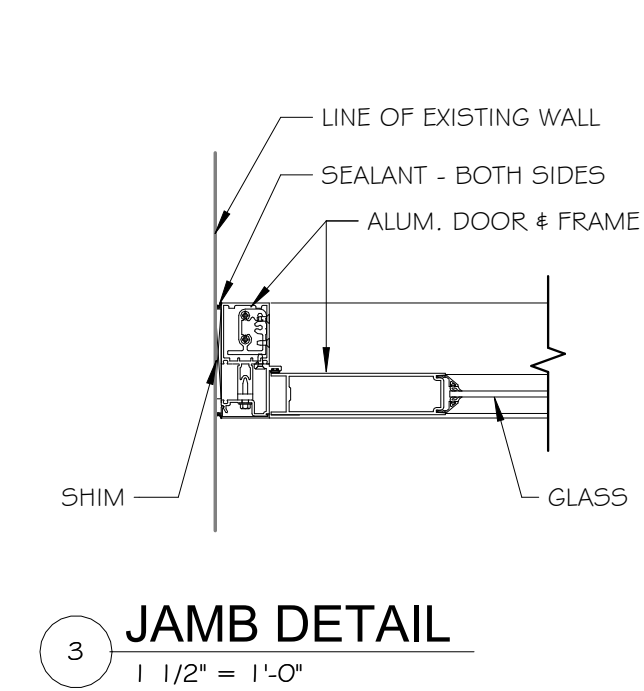
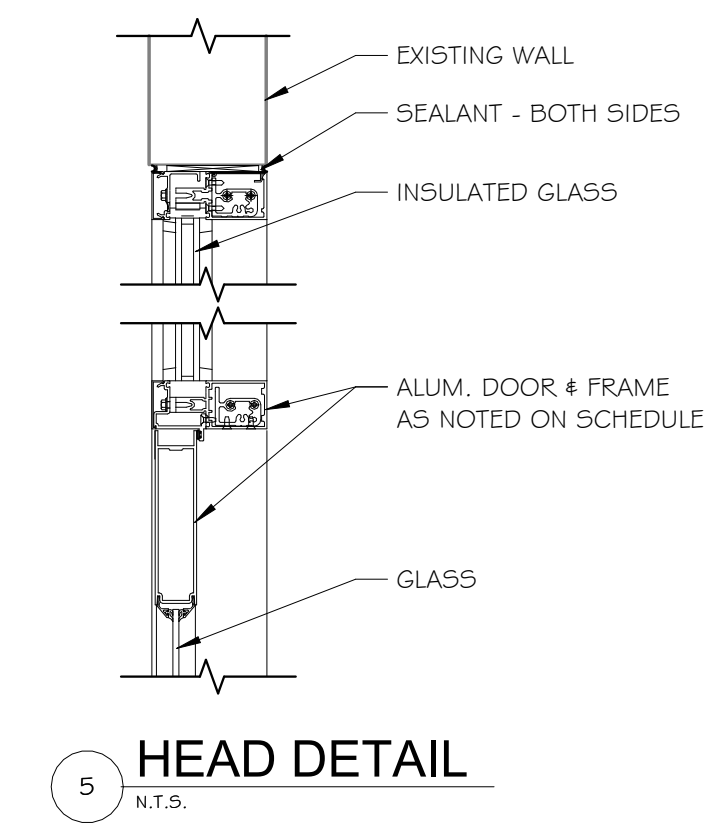
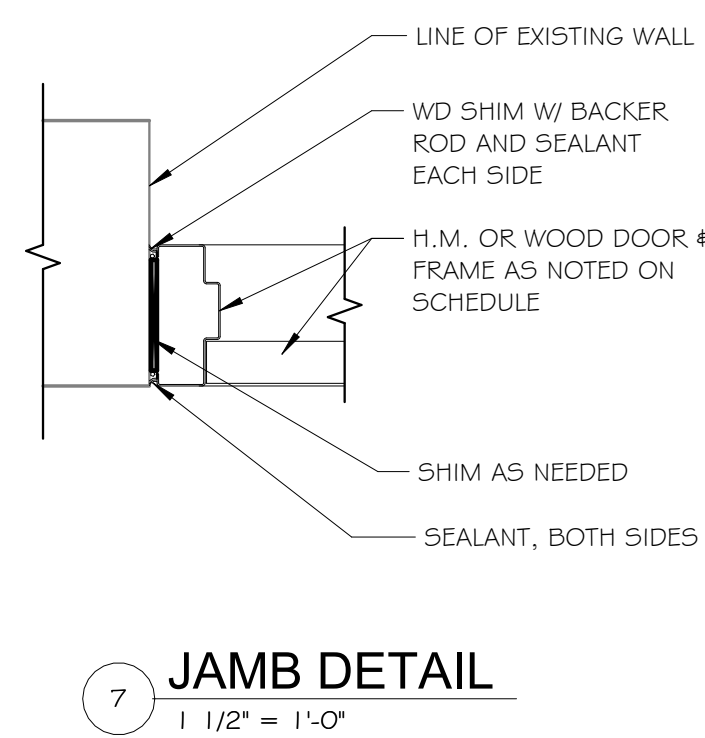
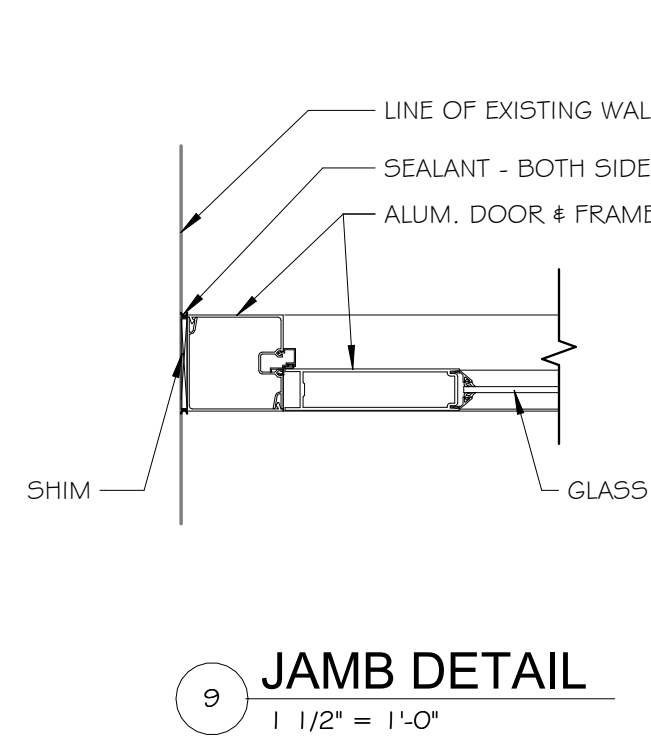
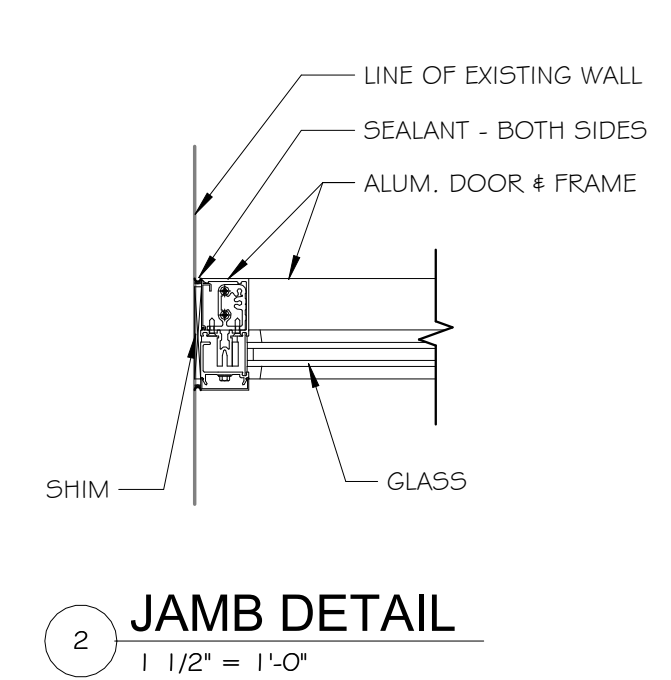
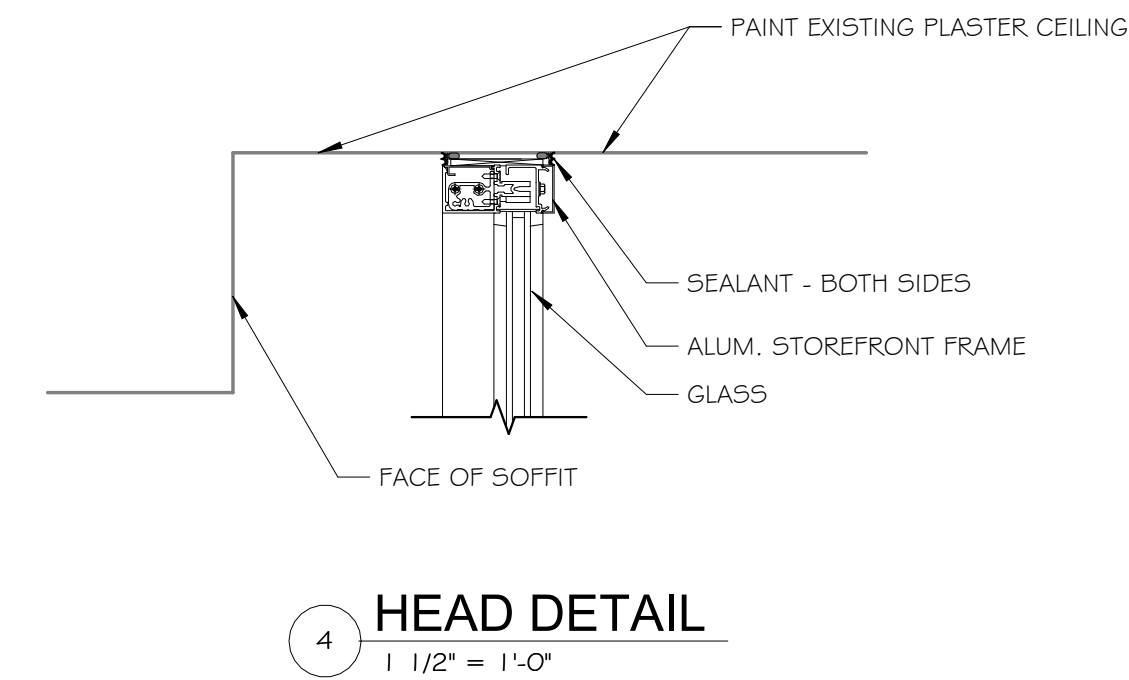
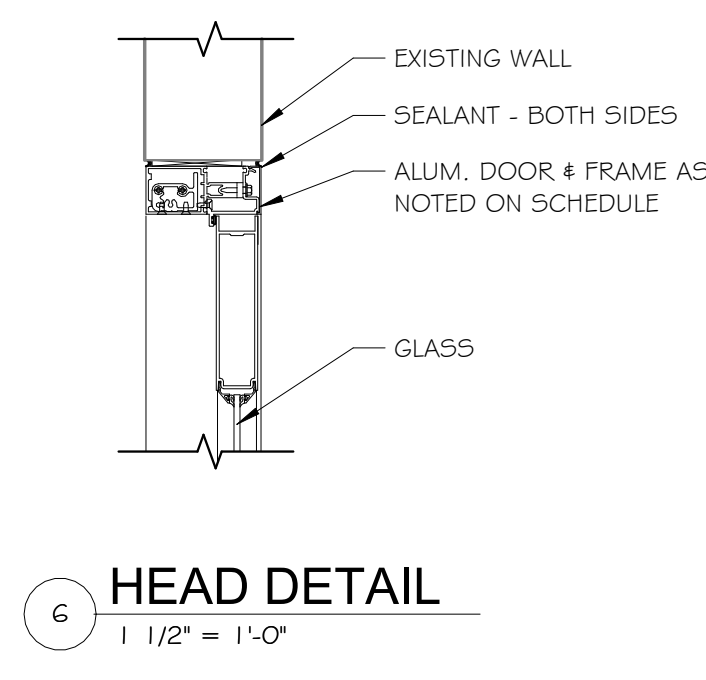
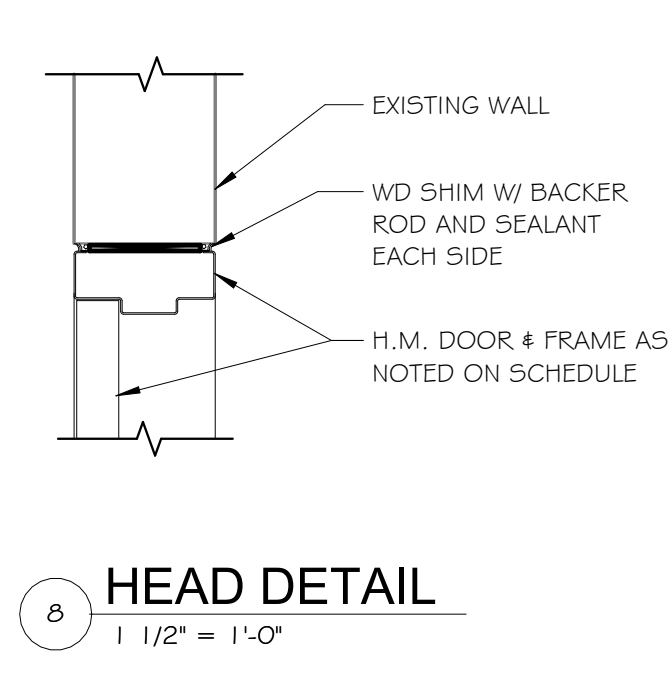
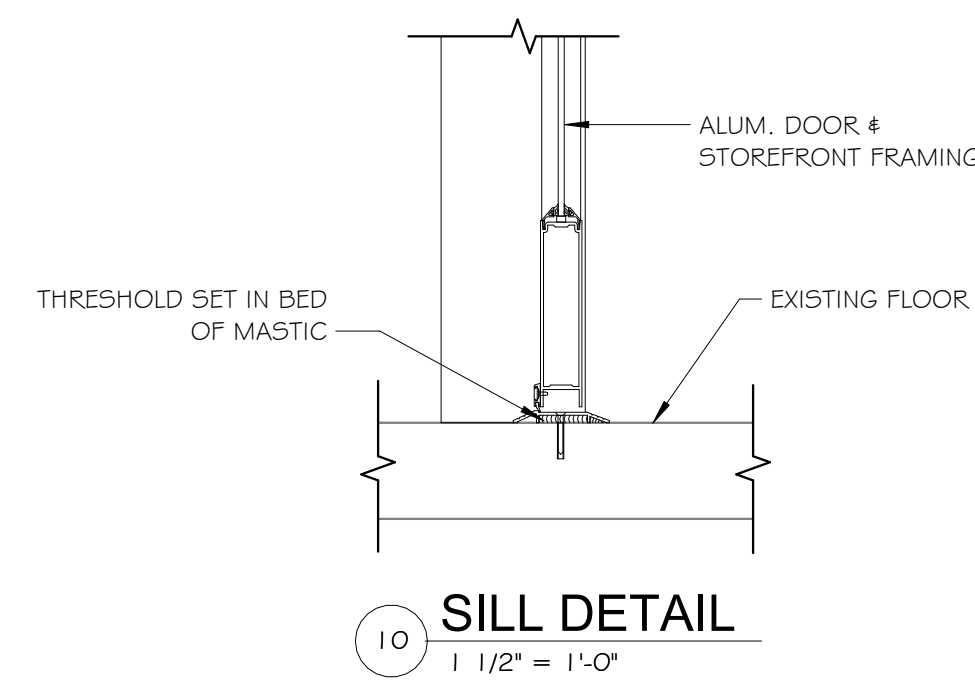
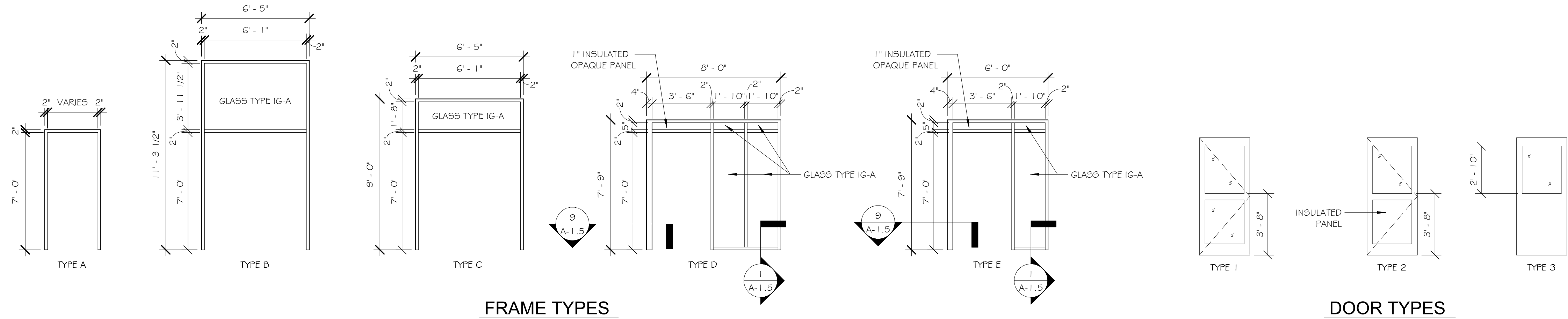
TITLE OF DRAWING
REFLECTED CEILING PLANS

DRAWING SCALE
AS NOTED
ISSUE DATE:
06/30/2025
PROJECT NO.
24-087
DRAWING NO.

A-1.4

DOOR SCHEDULE

TAG	PAIR	SIZE			DOOR		FRAME						FIRE RATING	HARDWARE SET	REMARKS		
		WIDTH	HEIGHT	THK	Door Style	TYPE	MATERIAL	FINISH	GLASS	FRAME TYPE	FRAME MAT.	FRAME FINISH				HEAD	JAMB
101-1		3'-6"	7'-0"	2"	(none)	1	ALUM.	ANNODIZED	SG	B	ALUM.	ANNODIZED	4/A-1.4	2.3/A-1.4	1/QA-1.4		
101-1A		2'-7"	7'-0"	2"	(none)	1	ALUM.	ANNODIZED	SG	B	ALUM.	ANNODIZED	4/A-1.4	2.3/A-1.4	1/QA-1.4		SEE 101-1
101-2		3'-6"	7'-0"	2"	(none)	1	ALUM.	ANNODIZED	SG	C	ALUM.	ANNODIZED	5/A-1.4	2.3/A-1.4			2
101-2A		2'-7"	7'-0"	2"	(none)	1	ALUM.	ANNODIZED	SG	C	ALUM.	ANNODIZED	5/A-1.4	2.3/A-1.4			SEE 101-2
105-1		3'-6"	7'-0"	2"	(none)	1	ALUM.	ANNODIZED	SG	B	ALUM.	ANNODIZED	4/A-1.4	2.3/A-1.4	1/QA-1.4		1
105-1A		2'-6"	7'-0"	2"	(none)	1	ALUM.	ANNODIZED	SG	B	ALUM.	ANNODIZED	4/A-1.4	2.3/A-1.4	1/QA-1.4		SEE 105-1
105-2		3'-6"	7'-0"	2"	(none)	1	ALUM.	ANNODIZED	SG	C	ALUM.	ANNODIZED	5/A-1.4	2.3/A-1.4			2
105-2A		2'-6"	7'-0"	2"	(none)	1	ALUM.	ANNODIZED	SG	C	ALUM.	ANNODIZED	5/A-1.4	2.3/A-1.4			SEE 105-2
110-1		3'-6"	7'-0"	2"	(none)	1	ALUM.	ANNODIZED	SG	D	ALUM.	ANNODIZED	5/A-1.4	9/A-1.4	1/QA-1.4		3
110-2		3'-6"	7'-0"	2"	(none)	1	ALUM.	ANNODIZED	SG	E	ALUM.	ANNODIZED	5/A-1.4	9/A-1.4	1/QA-1.4		4
111-1		3'-6"	7'-0"	2"	(none)	1	ALUM.	ANNODIZED	SG	D	ALUM.	ANNODIZED	5/A-1.4	9/A-1.4	1/QA-1.4		3
111-2		3'-6"	7'-0"	2"	(none)	1	ALUM.	ANNODIZED	SG	E	ALUM.	ANNODIZED	5/A-1.4	9/A-1.4			4
116-1		3'-0"	7'-0"	2"	(none)	3	HM	PAINTED	SG	A	HM	PAINTED	6/A-1.4	7/A-1.4			2 HR
116-2		3'-0"	7'-0"	2"	(none)	2	ALUM.	ANNODIZED	SG	A	ALUM.	ANNODIZED	6/A-1.4	3/A-1.4	1/QA-1.4		6



ISSUED / REVISIONS	DATE

CONTRACT © 2025
AJH DESIGN
 U.S. DRAWING ALTERATION
 PERSON, UNLESS ACTING UNDER THE
 SUPERVISION OF A REGISTERED
 PROFESSIONAL ENGINEER, LANDSCAPE
 ARCHITECT, ARCHITECT, OR OTHER
 ALIEN ANY TIME ON THIS DOCUMENT IN
 ANY WAY.
 ANY LICENSEE WHO ALTERS THIS
 DRAWING WITHOUT THE WRITTEN
 APPROVAL OF THE DESIGNER AND THE
 DESIGNER'S FIRM SHALL BE SUBJECT TO
 THE PENALTIES AND SPECIFIC
 DISCIPLINE OF THE ALTERNATIVE.

AJH DESIGN
 111 E. 14TH STREET • ELMHURST HEIGHTS, NEW YORK 14803
 PH: (607) 737-4638 FAX: (607) 767-6115

CORTLAND HOUSING AUTHORITY

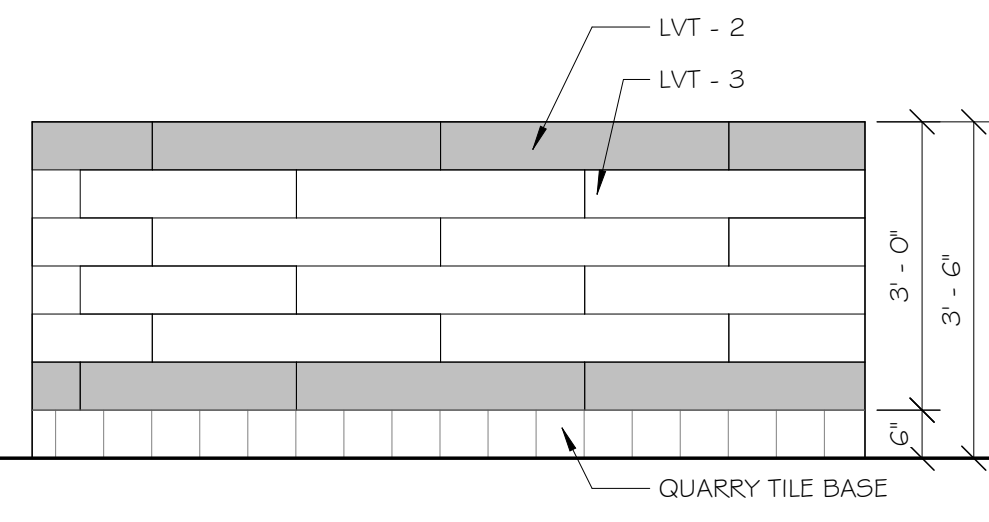
OWNER/CLIENT

PROJECT
**CORTLAND HOUSING AUTHORITY - VESTIBULE AND
 ELEVATOR IMPROVEMENTS**
 42 CHURCH ST.
 CORTLAND, NY 13045

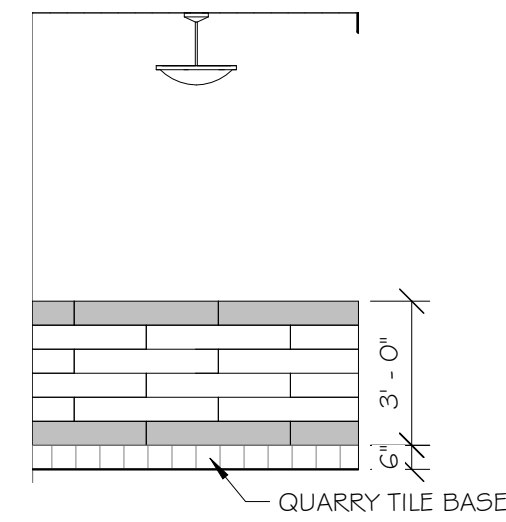
TITLE OF DRAWING
DOOR SCHEDULE & DETAILS

DRAWING SCALE
AS NOTED
 ISSUE DATE:
06/30/2025
 PROJECT NO.
24-087
 DRAWING NO.

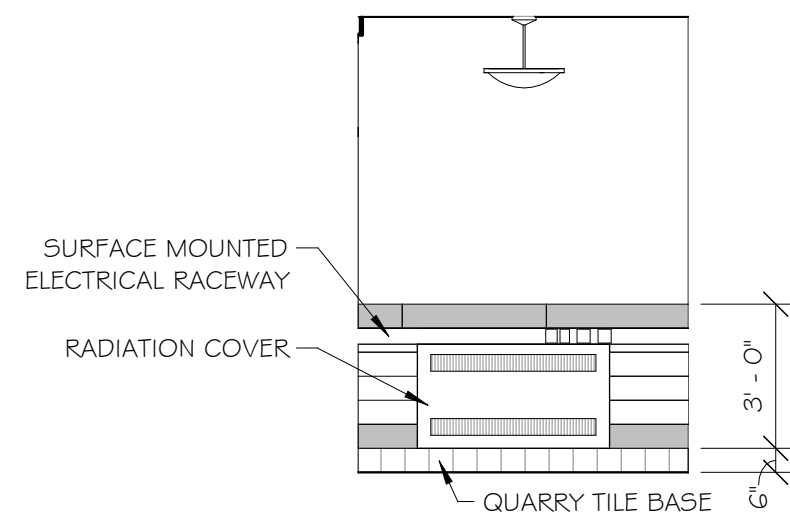
A-1.5



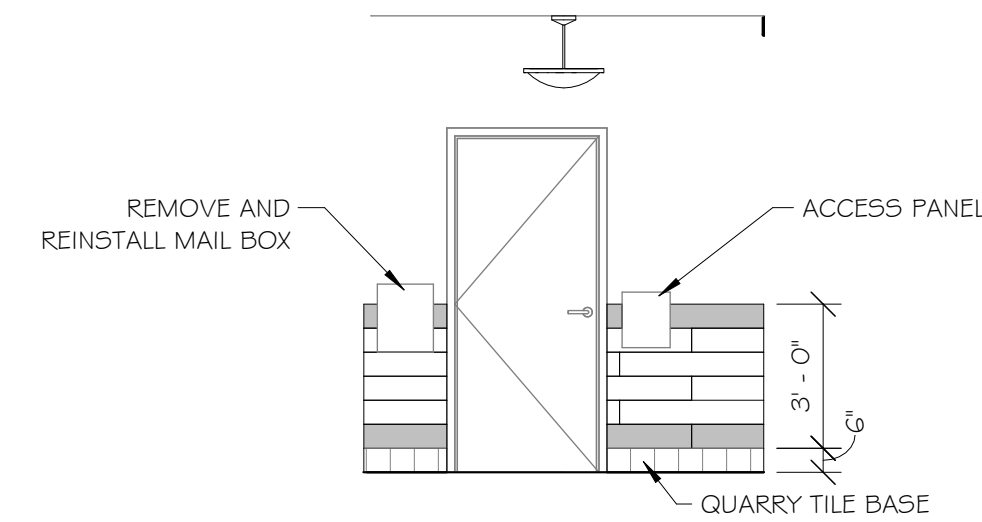
8 TYPICAL VESTIBULE PATTERN
1/2" = 1'-0"



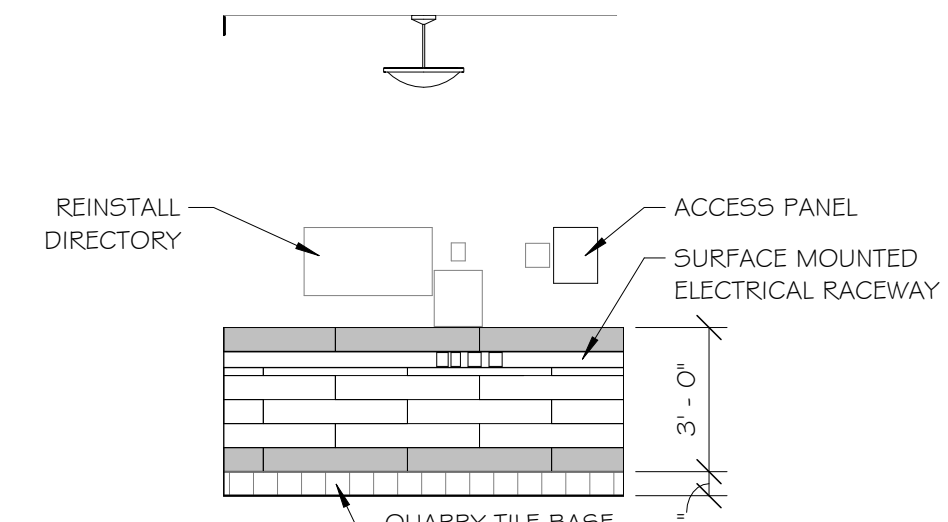
7 ELEVATION @ VESTIBULE 105
1/4" = 1'-0"



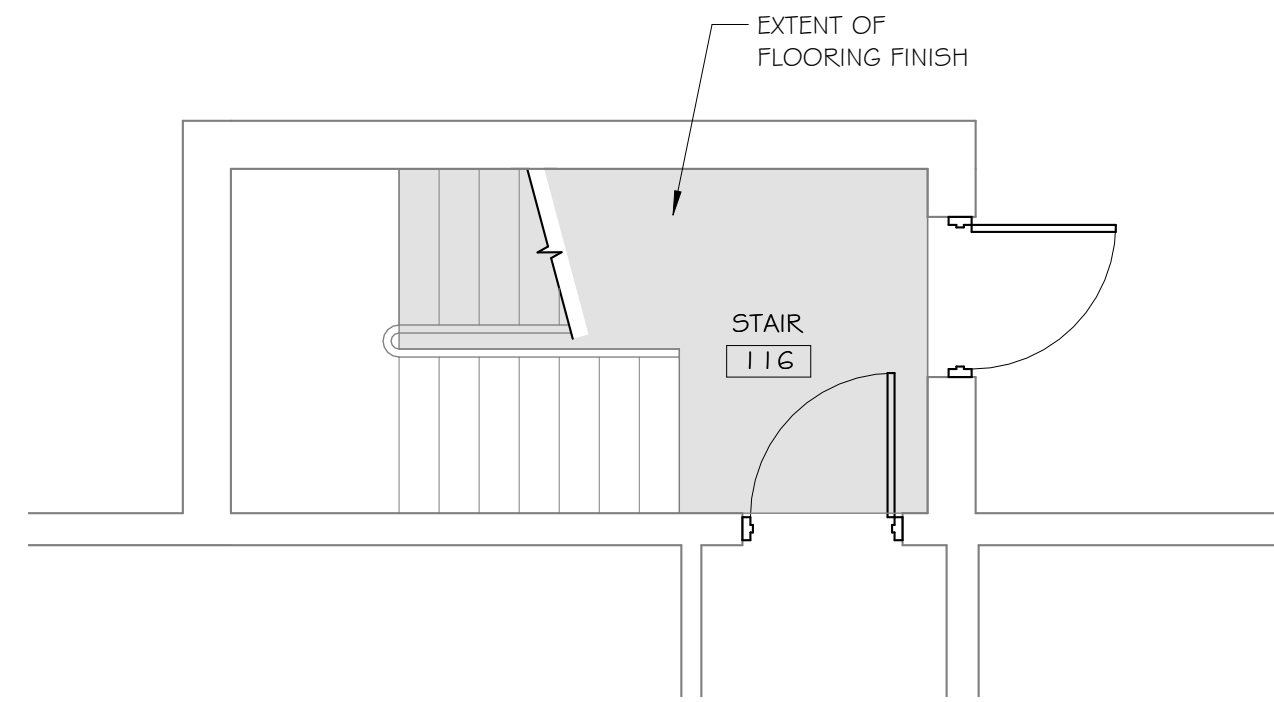
6 ELEVATION @ VESTIBULE 105
1/4" = 1'-0"



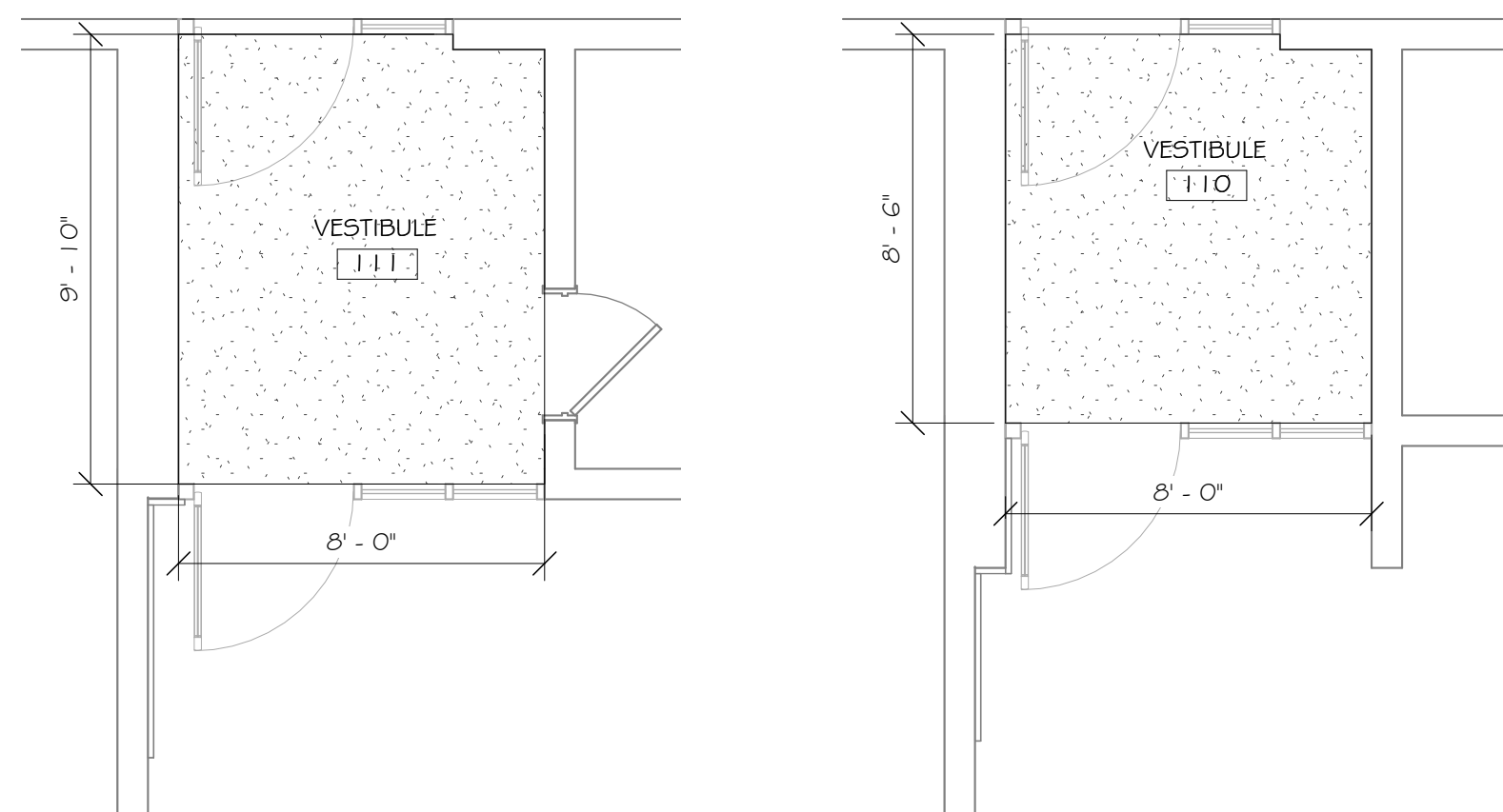
5 ELEVATION @ VESTIBULE 101
1/4" = 1'-0"



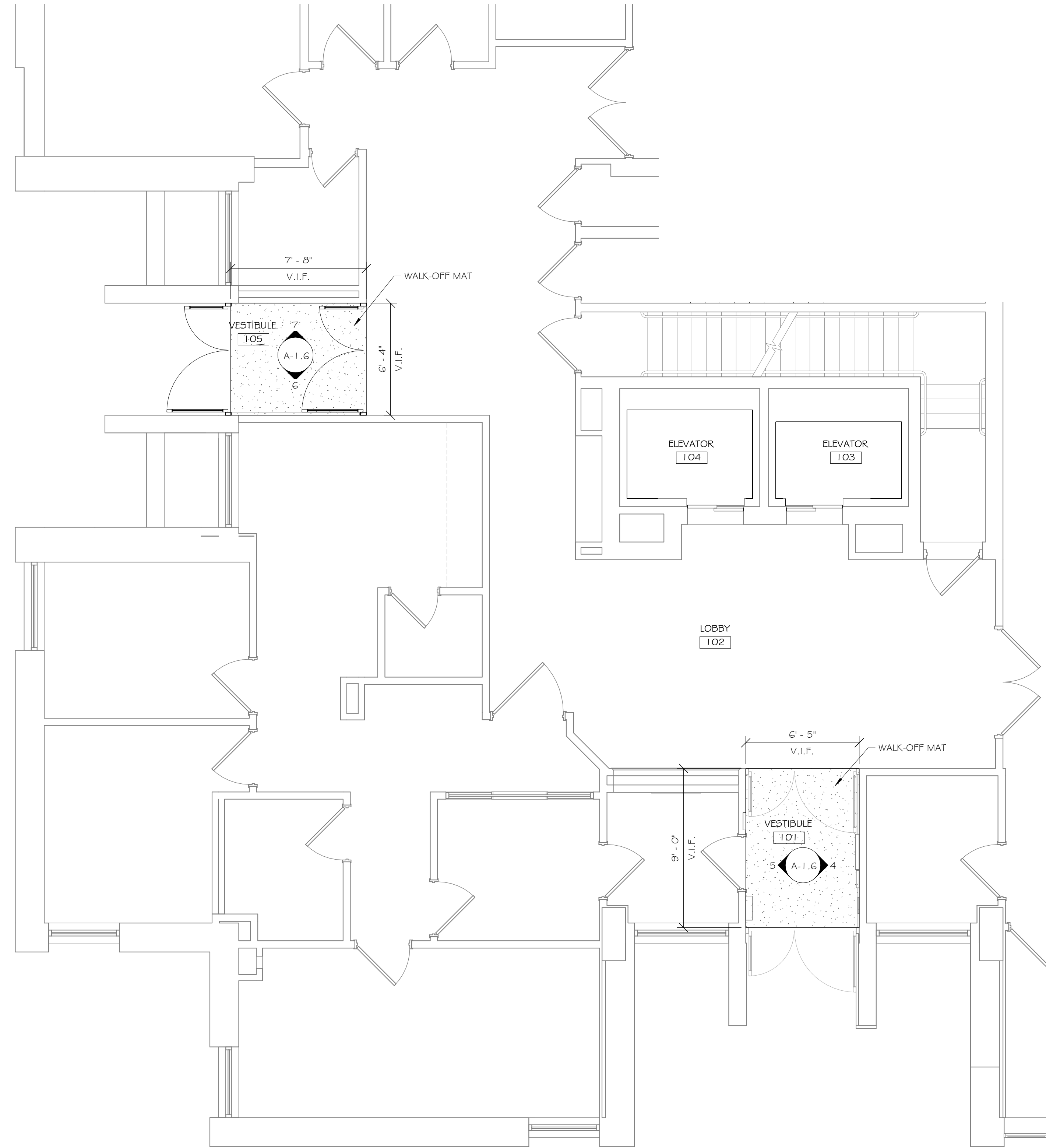
4 ELEVATION @ VESTIBULE 101
1/4" = 1'-0"



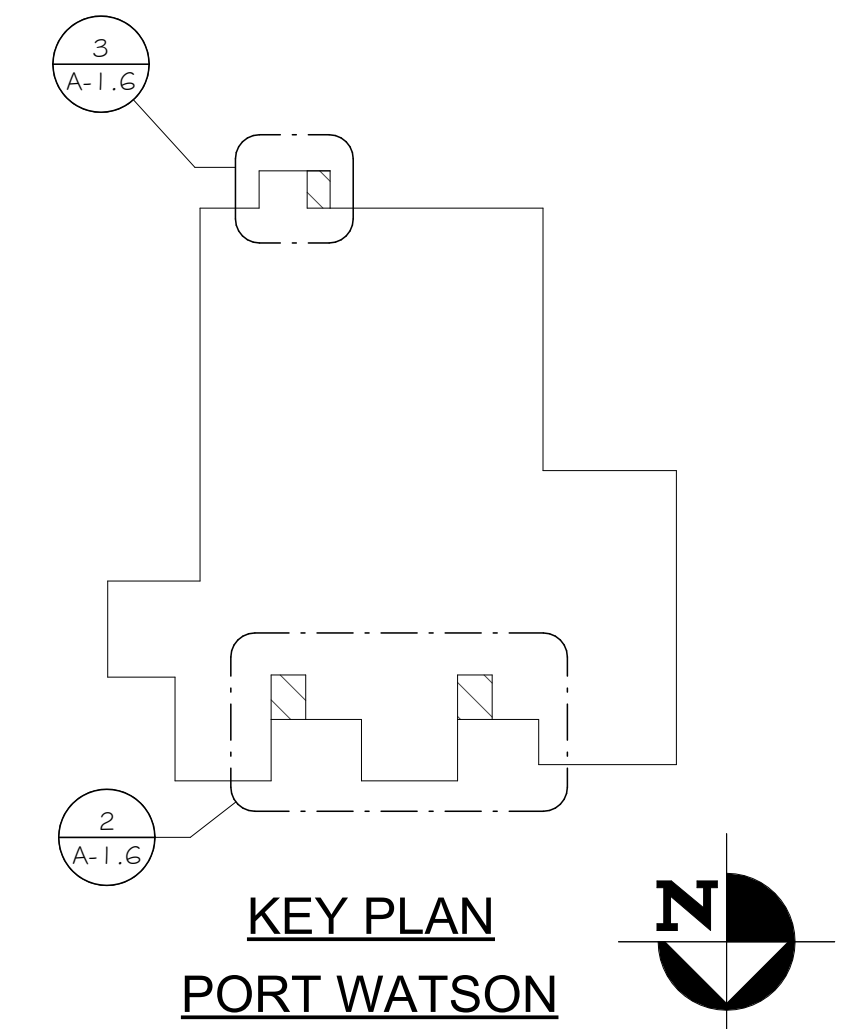
3 VESTIBULE FLOOR FINISH PLAN - PORT WATSON
1/4" = 1'-0"



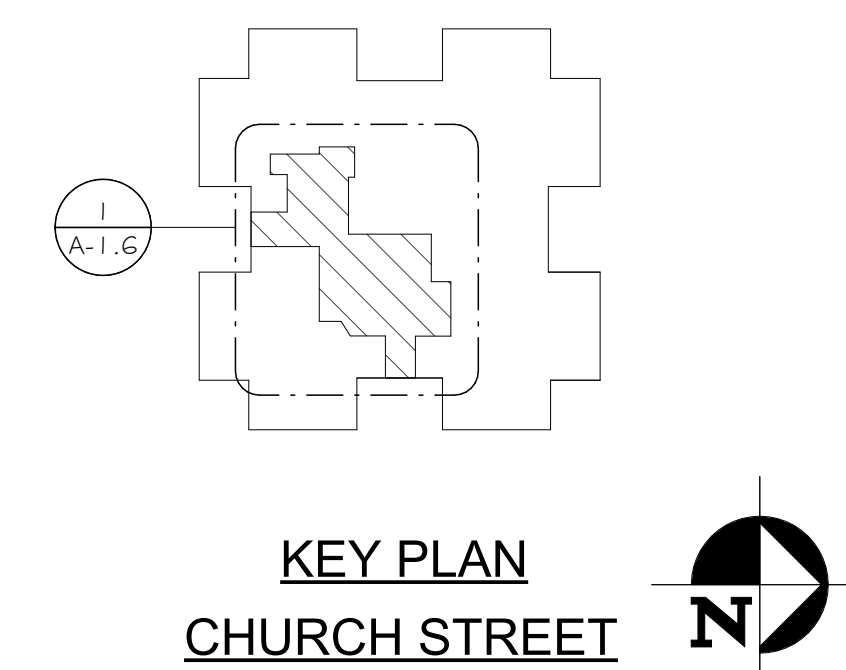
2 VESTIBULE FLOOR FINISH PLAN - PORT WATSON
1/4" = 1'-0"



1 FINISH FLOOR PLAN- CHURCH STREET
1/4" = 1'-0"



KEY PLAN
PORT WATSON



KEY PLAN
CHURCH STREET

ISSUED / REVISIONS	DATE

CONTRACT © 2025
AJH DESIGN
DRAWING ALTERATION
BY: [REDACTED]
DATE: 06/30/2025
THIS DRAWING IS THE PROPERTY OF AJH DESIGN. IT IS TO BE USED ONLY FOR THE PROJECT AND SITE SPECIFICALLY IDENTIFIED IN THE TITLE BLOCK AND SPECIFICALLY IDENTIFIED IN THE DRAWING. ANY REUSE OR ALTERATION OF THIS DRAWING WITHOUT THE WRITTEN PERMISSION OF AJH DESIGN IS STRICTLY PROHIBITED AND WILL BE SUBJECT TO LEGAL ACTION.

AJH DESIGN
111 E. 14TH STREET • ELMHURST HEIGHTS, NEW YORK 14803
PH: (607) 737-4638 FAX: (607) 767-6115

CORTLAND HOUSING AUTHORITY

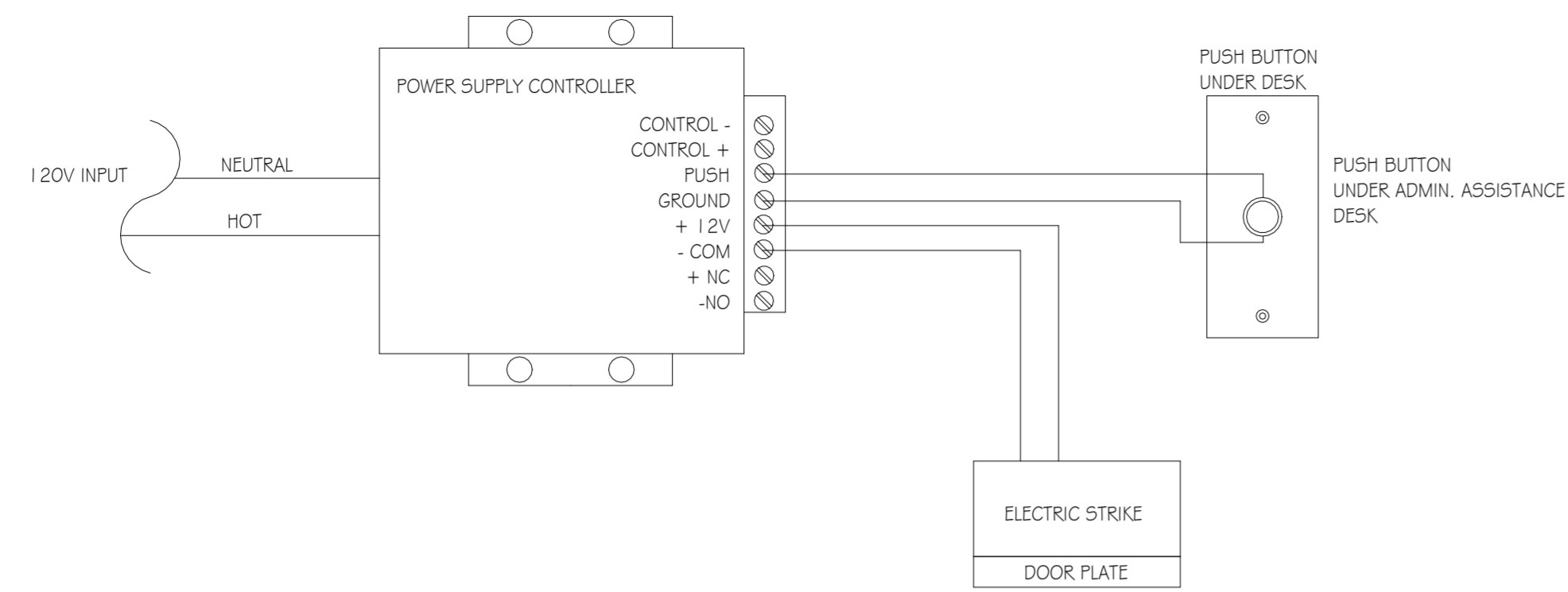
OWNER/CLIENT

PROJECT
CORTLAND HOUSING AUTHORITY - VESTIBULE AND ELEVATOR IMPROVEMENTS
42 CHURCH ST
CORTLAND, NY 13045

TITLE OF DRAWING
FINISH PLANS

DRAWING SCALE
AS NOTED
ISSUE DATE:
06/30/2025
PROJECT NO.
24-087
DRAWING NO.

A-1.6



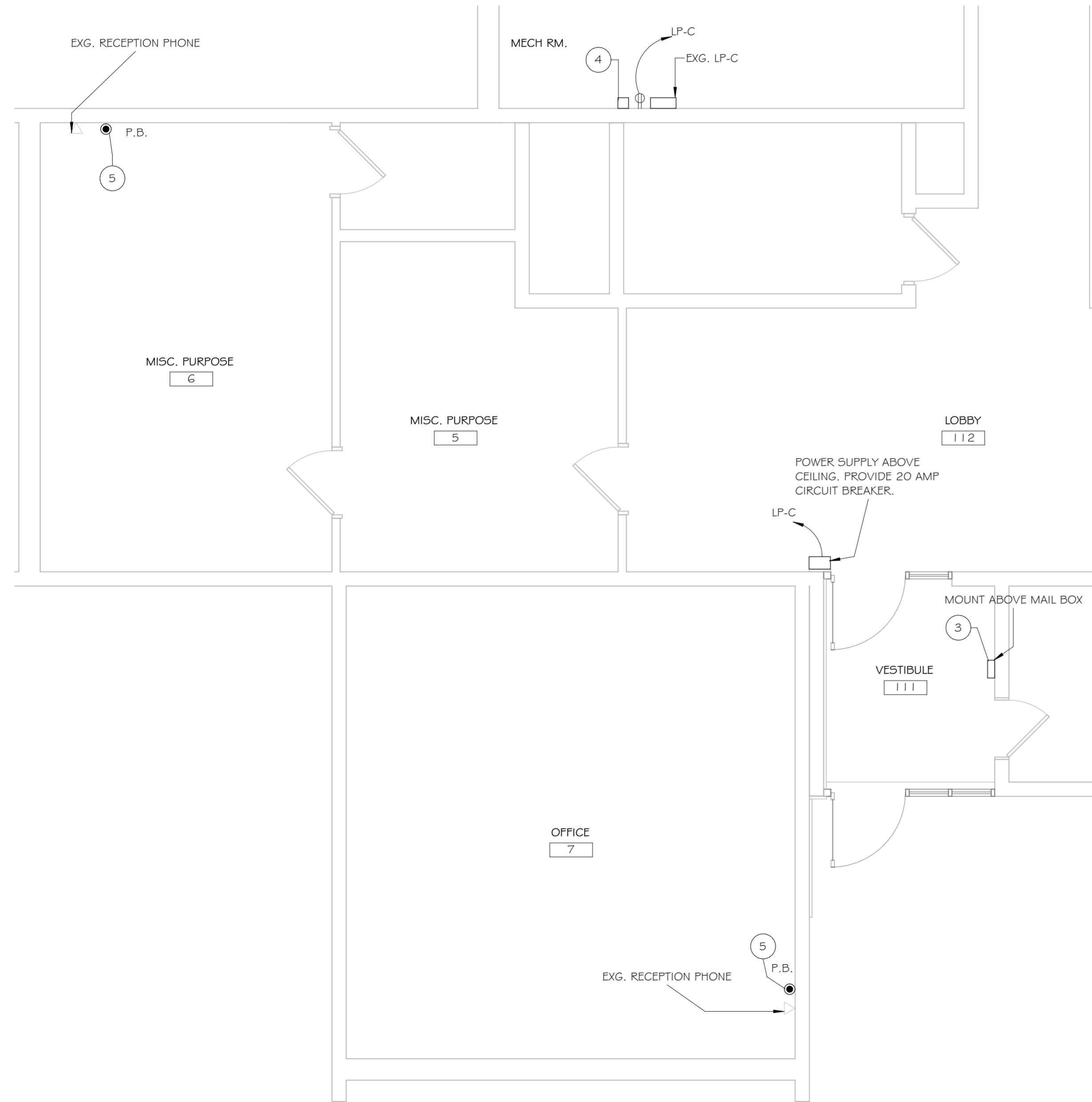
3 ELECTROMAGNETIC DOOR WIRING DIAGRAM

GENERAL NOTES

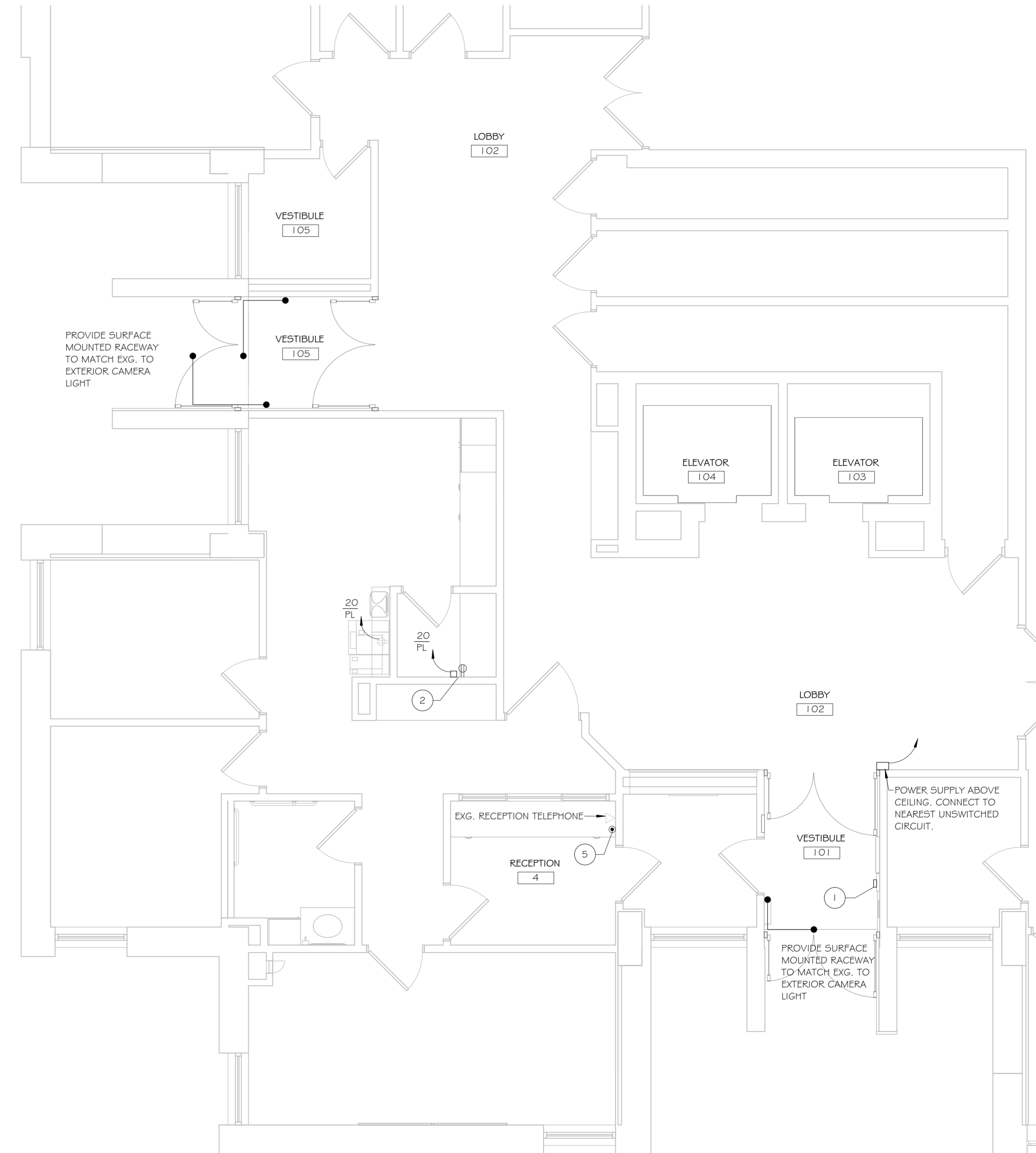
A. EXISTING ELECTRIC PANEL PL, LOCATED IN BASEMENT BELOW RECEPTION AREA.

ELECTRIC PLAN KEYNOTES

- 1 PROVIDE RECESSED INTERCOM VIDEO ENTRY COMMUNICATIONS BOX AT 3'-8" A.F.F. AND BELOW EXISTING KEY BOX
- 2 PROVIDE ENTRY PHONE CONTROLLER AND DUPLEX RECEPTACLE ON EXG. BACKER BOARD IN I.T. CLOSET.
- 3 SURFACE MOUNTED INTERCOM VIDEO ENTRY COMMUNICATIONS BOX AT 3'-8" A.F.F. PROVIDE SURFACE RACEWAY FROM CEILING.
- 4 PROVIDE ENTRY PHONE CONTROLLER AND DUPLEX RECEPTACLE
- 5 PROVIDE DRB-Q02K-DR DOOR RELEASE PUSH BUTTON, CONNECT TO ELECTRIFIED DOOR HARDWARE AT VESTIBULES 101 AND 111.



2 VESTIBULE POWER PLAN - PORT WATSON
1/4" = 1'-0"



1 MAIN FLOOR POWER PLAN - CHURCH STREET
1/4" = 1'-0"

ISSUED / REVISIONS	DATE

CONTRACT © 2025
AJH DESIGN
U.S. DRAWING ALTERATION
PERSON, UNLESS ACTING UNDER THE
PROFESSIONAL ENGINEER, LANDSCAPE
ARCHITECT, OR ARCHITECT'S
ALTER ANY ITEM ON THE DOCUMENT IN
ANY WAY.

ANY LICENSEE WHO ALTERS THIS
DRAWING WITHOUT THE WRITTEN
APPROVAL OF THE ORIGINAL AUTHOR
OR THE REGISTERED PROFESSIONAL
MEET THE REQUIREMENTS AND SPECIFIC
DESCRIPTION OF THE ALTERNATION.

AJH DESIGN
111 E. 14TH STREET • ELMIRA HEIGHTS, NEW YORK 14803
PH: (607) 737-4638 FAX: (607) 767-6115

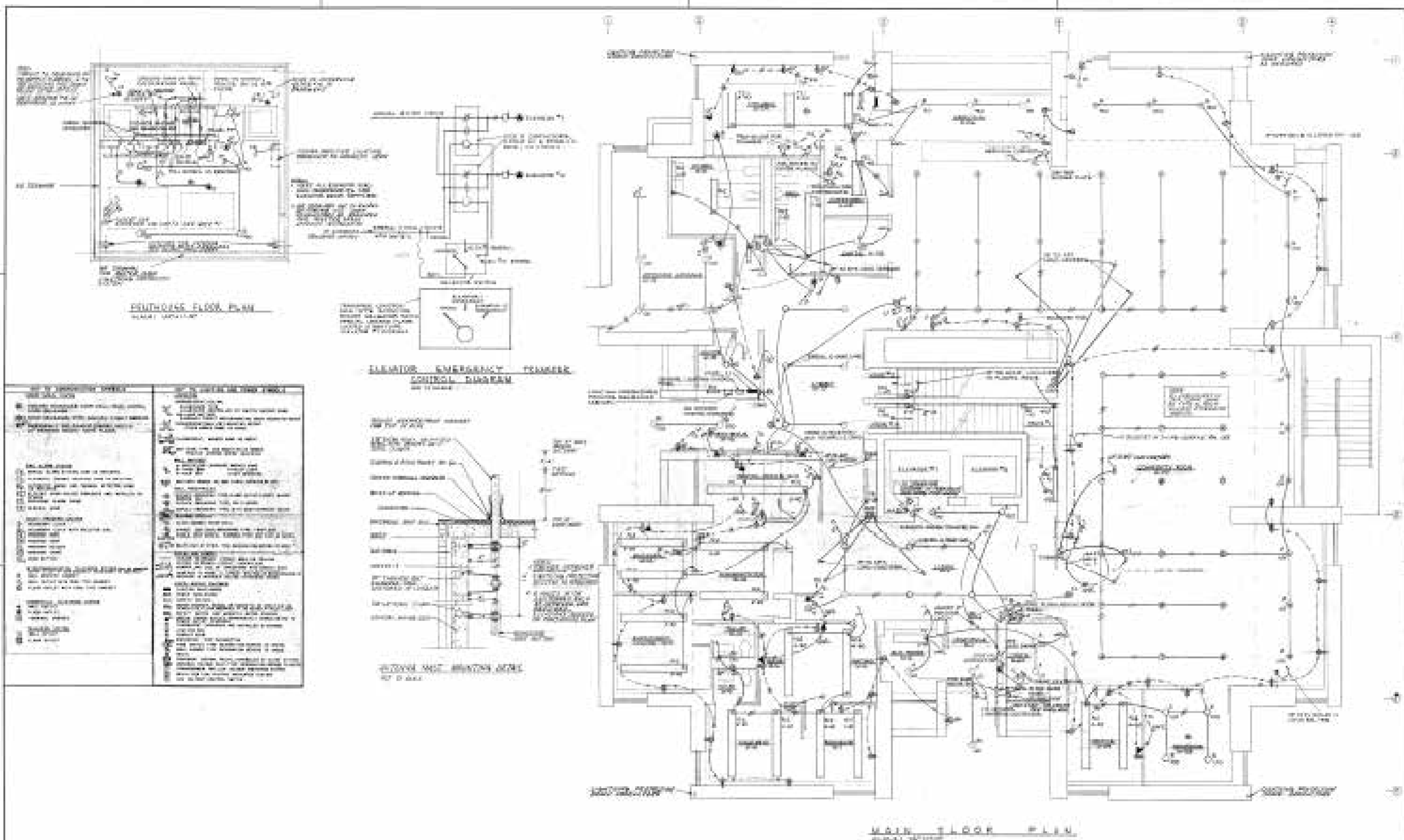
OWNER/CLIENT
CORTLAND HOUSING AUTHORITY

PROJECT
CORTLAND HOUSING AUTHORITY - VESTIBULE AND ELEVATOR IMPROVEMENTS
42 CHURCH ST.
CORTLAND, NY 13045

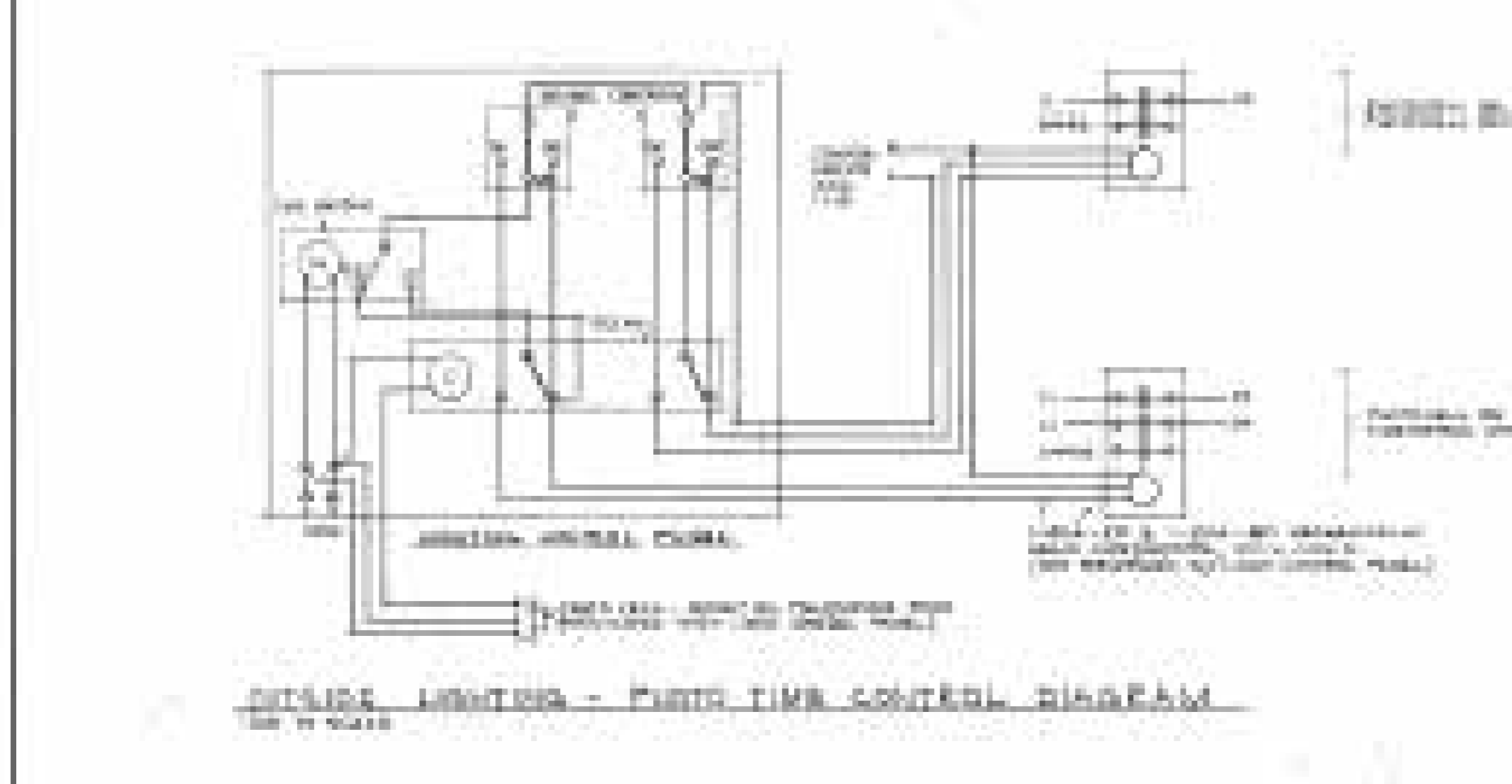
TITLE OF DRAWING
FIRST FLOOR POWER PLAN

DRAWING SCALE
AS NOTED
ISSUE DATE:
06/30/2025
PROJECT NO.
24-087

DRAWING NO.
E-1.1



SYMBOL	DESCRIPTION
(Symbol)	1. 120V AC POWER
(Symbol)	2. 240V AC POWER
(Symbol)	3. 480V AC POWER
(Symbol)	4. 120V AC POWER
(Symbol)	5. 240V AC POWER
(Symbol)	6. 480V AC POWER
(Symbol)	7. 120V AC POWER
(Symbol)	8. 240V AC POWER
(Symbol)	9. 480V AC POWER
(Symbol)	10. 120V AC POWER
(Symbol)	11. 240V AC POWER
(Symbol)	12. 480V AC POWER
(Symbol)	13. 120V AC POWER
(Symbol)	14. 240V AC POWER
(Symbol)	15. 480V AC POWER
(Symbol)	16. 120V AC POWER
(Symbol)	17. 240V AC POWER
(Symbol)	18. 480V AC POWER
(Symbol)	19. 120V AC POWER
(Symbol)	20. 240V AC POWER
(Symbol)	21. 480V AC POWER
(Symbol)	22. 120V AC POWER
(Symbol)	23. 240V AC POWER
(Symbol)	24. 480V AC POWER
(Symbol)	25. 120V AC POWER
(Symbol)	26. 240V AC POWER
(Symbol)	27. 480V AC POWER
(Symbol)	28. 120V AC POWER
(Symbol)	29. 240V AC POWER
(Symbol)	30. 480V AC POWER



ORIGINAL DRAWING-PROVIDED FOR REFERENCE ONLY.
NO GUARANTEE INSTALLED WIRING IS AS INDICATED ON DRAWING.

PROJECT CORTLAND HOUSING AUTHORITY - VESTIBULE AND ELEVATOR IMPROVEMENTS 42 CHURCH ST. CORTLAND, NY 13045		TITLE OF DRAWING ORIGINAL ELECTRICAL DRAWING FOR REFERENCE
DRAWING SCALE AS NOTED ISSUE DATE: 06/30/2025 PROJECT NO. 24-087 DRAWING NO. E-2.2		DRAWING NO. 401 R

ISSUED / REVISIONS	DATE

AJH DESIGN
 111 E. 44TH STREET • ELMHURST, NEW YORK 11403
 PH: (607) 737-4638 FAX: (607) 767-6115
 OWNER/CLIENT
CORTLAND HOUSING AUTHORITY

PROJECT
CORTLAND HOUSING AUTHORITY - VESTIBULE AND ELEVATOR IMPROVEMENTS
 42 CHURCH ST.
 CORTLAND, NY 13045

DRAWING SCALE
AS NOTED
 ISSUE DATE:
06/30/2025
 PROJECT NO.
24-087
 DRAWING NO.
E-2.2

DRAWING NO.
401 R