


CONSTRUCTION DOCUMENTS

RECONSTRUCT CVM EQUINE FACILITY

CORNELL UNIVERSITY EQUINE PARK - 1 BLUEGRASS LN, ITHACA, NY 14850

Chiang | O'Brien
ARCHITECTS

Crescent Building
217 North Aurora Street
Ithaca, New York 14850
607.241.0244



T.G. Miller, P.C.

Civil Engineering
203 North Aurora Street,
Ithaca, New York 14850
Tel 607.272.6477 Fax
607.273.6322

Trowbridge & Wolf,
LLP

Landscape Architects,
Planners
1001 W. Seneca Street,
Suite 101, Ithaca, New York
14850
Tel 607.277.1400

Ryan Biggs Clark
Davis Engineering &
Surveying

Survey and Structural
4592 Jordan Road
Skaneateles Falls, NY 13153
(315)-685-4732

Erdman Anthony

Mechanical And Electrical
Engineers
2165 Brighton Henrietta
Town Line Rd. Rochester,
New York 14623
Tel 585.427.8888

Delta Engineers,
Architects, &
Surveyors

Environmental Services
860 Hooper Rd. Endwell,
New York 13760
Tel 607.231.6674

J. Martinolich
Architect

Equine Design Consultant
860 E. High Street #199
Lexington, KY 40507
Tel 859.221.3813



GENERAL
G001 COVER SHEET
G100 CODE CONFORMANCE PLAN

HAZARDOUS MATERIAL
AR101 ASBESTOS ABATEMENT PLAN, NOTES AND DETAILS

CIVIL
C100 CIVIL LEGEND AND NOTES
C101 EXISTING CONDITIONS PLAN
C102 COMMODITIES BARN - EROSION AND SEDIMENT CONTROL PLAN
C103 MAIN BARN - EROSION AND SEDIMENT CONTROL PLAN
C201 COMMODITIES BARN - DEMOLITION, UTILITY, AND DRAINAGE PLAN
C202 MAIN BARN - UTILITY PLAN
C203 MAIN BARN - DRAINAGE PLAN
C301 DETAILS
C302 DETAILS
C303 DETAILS
C304 SEPTIC DETAILS

LANDSCAPING
L101 COMMODITIES BARN - DEMOLITION PLAN
L102 MAIN BARN - DEMOLITION PLAN
L201 COMMODITIES BARN - LAYOUT PLAN
L202 MAIN BARN - LAYOUT PLAN
L301 COMMODITIES BARN - GRADING PLAN
L302 MAIN BARN - GRADING PLAN
L401 COMMODITIES BARN - PLANTING PLAN
L402 MAIN BARN - PLANTING PLAN
L403 COMMODITIES BARN - SOILS AND MULCH PLAN
L404 MAIN BARN - SOILS AND MULCH PLAN
L501 SITE DETAILS

STRUCTURAL
S001 MAIN BARN - DESIGN DATA AND GENERAL NOTES
S100 MAIN BARN - FOUNDATION PLAN
S101 MAIN BARN - ROOF FRAMING PLAN (UNCONDITIONED)
S102 MAIN BARN - PARTIAL ROOF PLAN (CONDITIONED)
S200 MAIN BARN - ELEVATIONS
S201 MAIN BARN - ELEVATIONS
S300 MAIN BARN - DETAILS
S301 MAIN BARN - DETAILS
S500 MAIN BARN - DETAILS
S501 MAIN BARN - DETAILS
S502 MAIN BARN - DETAILS (CONDITIONED)

ARCHITECTURAL DEMOLITION
AD100 COMMODITIES BARN - AUXILIARY BUILDING DEMOLITION PLAN(S)

ARCHITECTURAL
B001 COMMODITIES BARN - PLANS, ELEVATIONS, SECTIONS & DETAILS

ARCHITECTURAL
A001 MAIN BARN - WALL TYPES & TYPICAL MOUNTING HEIGHTS
A101 MAIN BARN - FLOOR PLAN
A102 MAIN BARN - ROOF PLAN
A151 MAIN BARN - REFLECTED CEILING PLAN
A161 MAIN BARN - FINISH PLAN
A201 MAIN BARN - EXTERIOR ELEVATIONS
A251 MAIN BARN - INTERIOR ELEVATIONS (CONDITIONED)
A252 MAIN BARN - INTERIOR ELEVATIONS (UNCONDITIONED SOUTH WING)
A253 MAIN BARN - INTERIOR ELEVATIONS (UNCONDITIONED EAST WING)
A301 MAIN BARN - BUILDING SECTIONS (CONDITIONED)
A302 MAIN BARN - BUILDING SECTIONS (UNCONDITIONED)
A311 MAIN BARN - WALL SECTIONS & EXTERIOR DETAILS (CONDITIONED)
A312 MAIN BARN - WALL SECTIONS & EXTERIOR DETAILS (UNCONDITIONED)
A401 MAIN BARN - ENLARGED PLANS & ELEVATIONS (TOILET ROOMS)
A402 MAIN BARN - ENLARGED PLANS & ELEVATIONS (LAB)
A403 MAIN BARN - ENLARGED PLANS & SECTIONS (UNCONDITIONED)
A501 MAIN BARN - EXTERIOR CURTAIN WALL DETAILS
A550 MAIN BARN - CASEWORK & INTERIOR DETAILS (CONDITIONED)
A551 MAIN BARN - INTERIOR DETAILS (HORSE STALLS & STOCKS)
A552 MAIN BARN - INTERIOR DETAILS (UNCONDITIONED)
A561 MAIN BARN - RCP DETAILS
A601 MAIN BARN - WINDOW & DOOR SCHEDULES, ELEVATIONS & DETAILS
A602 MAIN BARN - SIGNAGE SCHEDULES, ELEVATIONS & DETAILS
A801 MAIN BARN - FURNITURE PLAN (FOR REFERENCE ONLY)

FIRE PROTECTION
FP-000 MAIN BARN - FIRE PROTECTION SYMBOLS, NOTES & ABBREVIATIONS
FP-101 MAIN BARN - FIRST FLOOR PLAN - FIRE PROTECTION
FP-700 MAIN BARN - FIRE PROTECTION DETAILS

PLUMBING
P-000 MAIN BARN - PLUMBING SYMBOLS, NOTES & ABBREVIATIONS
P-101 MAIN BARN - FIRST FLOOR PLAN - SANITARY (UNCONDITIONED)
P-201 MAIN BARN - ENLARGED FIRST FLOOR PLAN - SANITARY (CONDITIONED)
P-700 MAIN BARN - PLUMBING DETAILS
P-800 MAIN BARN - PLUMBING SCHEDULES
PS-101 MAIN BARN - FIRST FLOOR PLAN - DOMESTIC (UNCONDITIONED)
PS-201 MAIN BARN - ENLARGED - FIRST FLOOR PLAN - DOMESTIC (CONDITIONED)

MECHANICAL
M-000 MAIN BARN - HVAC SYMBOLS, NOTES & ABBREVIATIONS
M-101 MAIN BARN - FIRST FLOOR PLAN - DUCTWORK (CONDITIONED)
M-201 MAIN BARN - FIRST FLOOR PLAN - PIPING (CONDITIONED)
M-401 MAIN BARN - HVAC SECTIONS (CONDITIONED)
M-600 MAIN BARN - ERV AND OAU CONTROL DIAGRAM
M-601 MAIN BARN - VRF CONTROL DIAGRAM
M-700 MAIN BARN - HVAC DETAILS
M-800 MAIN BARN - HVAC SCHEDULES

ELECTRICAL
BE-001 COMMODITIES BARN - SITE PLAN
BE-101 COMMODITIES BARN - ELECTRICAL PLAN
E-000 MAIN BARN - ELECTRICAL SYMBOLS, NOTES & ABBREVIATIONS
E-001 MAIN BARN - SITE PLAN
EL-101 MAIN BARN - FIRST FLOOR PLAN - LIGHTING (UNCONDITIONED)
EL-201 MAIN BARN - ENLARGED FIRST FLOOR PLAN - LIGHTING (CONDITIONED)
EL-700 MAIN BARN - ELECTRICAL LIGHTING CONTROL WIRING DIAGRAM
EL-800 MAIN BARN - ELECTRICAL LIGHTING SCHEDULE & DETAILS
EP-101 MAIN BARN - FIRST FLOOR PLAN - POWER (UNCONDITIONED)
EP-102 MAIN BARN - ROOF PLAN - POWER
EP-201 MAIN BARN - ENLARGED FLOOR PLAN - POWER (CONDITIONED)
EP-600 MAIN BARN - ELECTRICAL ONE-LINE & PANELBOARD SCHEDULE
EP-700 MAIN BARN - ELECTRICAL POWER DETAILS
FA-100 MAIN BARN - FIRST FLOOR PLAN - FIRE ALARM
FA-600 MAIN BARN - FIRE ALARM RISER & DETAILS

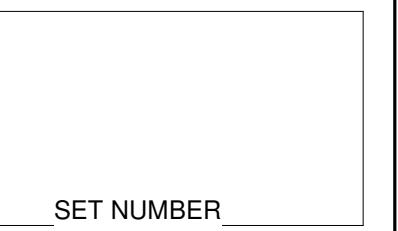

TELECOMMUNICATIONS
ET-400 MAIN BARN - FIRST FLOOR PLAN - TELECOMMUNICATION
ET-700 MAIN BARN - TELECOMMUNICATION DETAILS

ARCHITECTURAL SYMBOLS AND HATCHING

	DETAIL ENLARGEMENT		CEILING HEIGHT		DOOR & INTERIOR WINDOW TAG		REVISION CLOUD & TAG		CONTRACT LIMIT LINE
	DETAIL SECTION		PLAN ELEVATION		EXTERIOR WINDOW & LOUVER TAG		EQUIPMENT TAG		PARTITIONS, DOORS AND ITEMS TO BE REMOVED
	WALL SECTION		SITE ELEVATION		WALL TAG		SCOPE LINE		NEW DOOR
	BUILDING SECTION		STRUCTURAL ELEVATION		ROOM IDENTIFICATION		DIMENSION TO THE FACE OF FRAMING AT NEW CONSTRUCTION, TYP. DIMENSION TO THE FACE OF FINISH AT EXISTING CONSTRUCTION		FULL HEIGHT PARTITION
	INTERIOR ELEVATION		WORKING POINT		ROOM FINISH KEY		DIMENSION TO THE FACE OF FINISH		PARTIAL HEIGHT PARTITION
	NAME ELEVATION		NOTE KEY						

PROJECT INFORMATION

DATE: April 5, 2022
 JOB NUMBER: SUCF# 191017 / CU# 11172-1417 / COB# 1910
 CONSTRUCTION CLASSIFICATION: IIB
 SPRINKLER PROTECTION: PARTIAL: SEPARATED SPRINKLERED & UNSPRINKLERED
 BUILDING USE CLASSIFICATION: B
 TOTAL AREA OF PROJECT: 14,870SF



SET NUMBER
G001