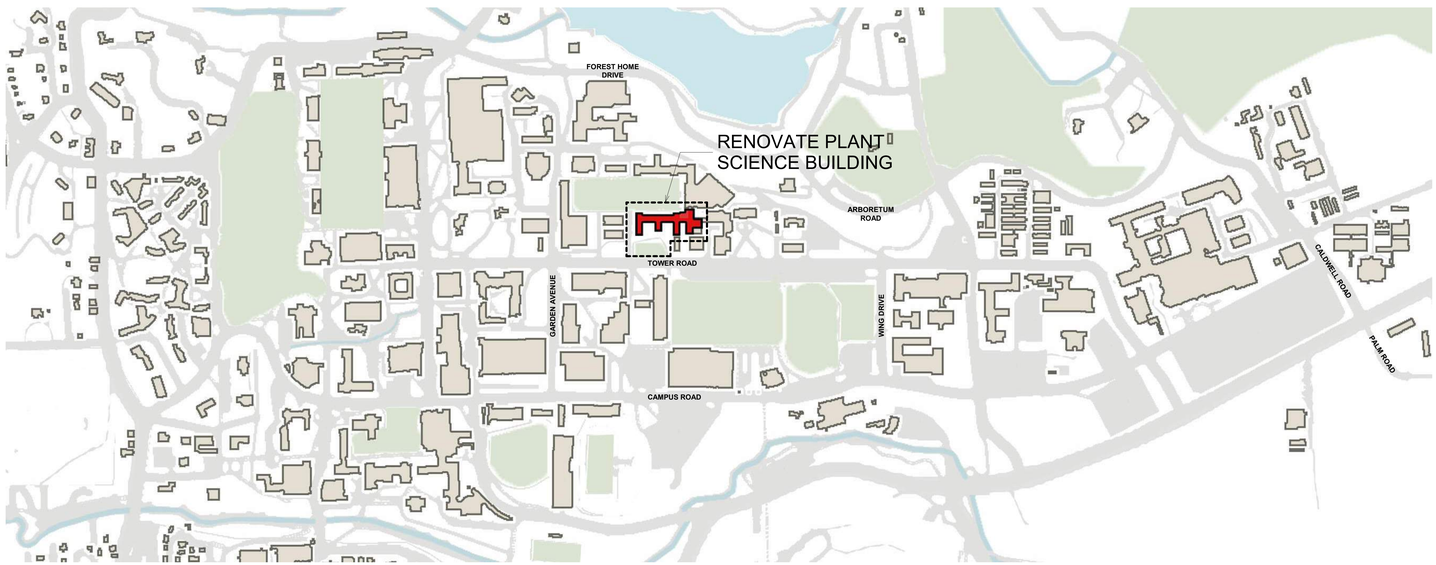

Cornell CALS College of Agriculture and Life Sciences

SUNY State University Construction Fund

Ellenzweig Architecture | Planning	230 Congress Street Boston, MA 02110 T 617 491-5575
Ryan Biggs Clark Davis Structural Engineers	257 Ushers Road Clifton Park, NY 12065 T 518 406-5506
Salas O'Brien Consulting and Engineering Group of New York, Inc. (FKA M/E Engineering) Mechanical Engineers	300 Trolley Blvd. Rochester, NY 14606 T 585 288-5590
Jade Stone Engineering Electrical Engineers	444 Vanduzee St. Watertown, NY 13601 T 315 836 4062
Watson Engineering Plumbing	4500 State Route 434 Apalachin, NY 13732 T 607 223-4334
DM Engineers Fire Protection Engineers	1007 Yonkers Ave Yonkers, NY 10704 T 929 333-2339
Bell & Spina Building Envelope	215 Wyoming Street S Syracuse, NY 13204 T 315 488-0377
Environ. Design & Research Historic Preservation, Landscape, Civil Engineering	217 Montgomery St, Suite 1000 Syracuse, NY 13202 T 315 471-0688
Schuler Shook Lighting Design	240 W 40th Street, 2nd Floor New York, NY 10018 T 212 439-5650
D2D Green Design Sustainability PH2	10 Hallenbeck Hill East Greenbush, NY 12061 T 518 729-2967
Shen Milsom & Wilke Acoustics, IT, AV, Security	417 Fifth Avenue New York, NY 10016 T 212 725-6800
Watts Architects & Engineers Asbestos, Haz Mat	95 Perry Street, Suite 300 Buffalo, NY 14203 T 716 206-5122
Hastings Consulting Building Code	142 Hanlon Rd Holliston, MA 01746 T 508 397-8417
Ellana Cost Consulting	32 Broadway, Suite 801 New York, NY 10004 T 212971-0936

Cornell University College of Agriculture and Life Sciences

RENOVATE PLANT SCIENCE BUILDING - PHASE 2

SUCF Project No. 161026-00

Ithaca, NY 14853

BID DOCUMENTS
08/31/2026

VOLUME 1 OF 2

GENERAL INFORMATION
SITE
HAZARDOUS MATERIALS
STRUCTURAL
ARCHITECTURAL DEMOLITION
ARCHITECTURAL

10/8/2026 6:25:35 PM

Autodesk Docs://19909 SUCF Cornell Plant Science/19909_Cornell PSB_Arch_R23.rvt

2018 Ellenzweig ©

VOLUME 1 OF 2

SHEET LIST - PHASE 2

Sheet No.	Sheet Name
G0.0	COVER SHEET - PHASE 2 - VOLUME 1
G0.2	DRAWING LIST - PHASE 2
G0.3	GENERAL NOTES, SYMBOLS, AND ABBREVIATIONS - PHASE 2
G1.0	PROJECT ACCESSIBILITY GUIDELINES
G1.1	PROJECT ACCESSIBILITY GUIDELINES CONT.
G1.2	PROJECT ACCESSIBILITY GUIDELINES - PHASE 2
G2.0	BUILDING CODE SUMMARY
G3.0	OCCUPANCY & EGRESS PLAN - TUNNEL & GROUND LEVEL
G3.1	OCCUPANCY & EGRESS PLAN - FIRST & SECOND FLOOR
G3.2	OCCUPANCY & EGRESS PLAN - THIRD & FOURTH FLOOR
G4.0	LIFE SAFETY PLAN - TUNNEL & GROUND LEVEL
G4.1	LIFE SAFETY PLAN - FIRST & SECOND FLOOR
G4.2	LIFE SAFETY PLAN - THIRD & FOURTH FLOOR
G5.0	PLENUM RETURN DIAGRAMS - GROUND AND FIRST FLOORS
G5.1	PLENUM RETURN DIAGRAMS - SECOND, THIRD, AND FOURTH FLOORS
Title: 15	
C0.0	GENERAL NOTES - PHASE 2
C0.1	EXISTING CONDITIONS PLAN - PHASE 2
C0.2	DEMOLITION PLAN - PHASE 2
C0.3	DEMOLITION PLAN ENLARGEMENTS - PHASE 2
C1.1	CONSTRUCTION STAGING PLAN - PHASE 2
C2.1	LAYOUT & MATERIALS PLAN - PHASE 2
C6.1	DETAILS - PHASE 2
Site: 7	
HM0.0	HAZARDOUS MATERIALS REMOVAL NOTES - PHASE 2
HM1.U	TUNNEL FLOOR HAZARDOUS MATERIALS REMOVAL PLAN - PHASE 2
HM1.0	GROUND FLOOR HAZARDOUS MATERIALS REMOVAL PLAN - PHASE 2
HM1.1	FIRST FLOOR HAZARDOUS MATERIALS REMOVAL PLAN - PHASE 2
HM1.2	SECOND FLOOR HAZARDOUS MATERIALS REMOVAL PLAN - PHASE 2
HM1.3	THIRD FLOOR HAZARDOUS MATERIALS REMOVAL PLAN - PHASE 2
HM1.4	FOURTH FLOOR HAZARDOUS MATERIALS REMOVAL PLAN - PHASE 2
HM1.5	ROOF AND PENTHOUSE HAZARDOUS MATERIALS REMOVAL PLAN - PHASE 2
HM3.1	E WING AND NORTH AND SOUTH ELEVATION HAZARDOUS MATERIALS REMOVAL PLAN - PHASE 2
HM3.2	E WING EAST AND WEST ELEVATION HAZARDOUS MATERIALS REMOVAL PLAN - PHASE 2
HM3.3	NORTH WING NORTH AND SOUTH ELEVATION HAZARDOUS MATERIALS REMOVAL PLAN - PHASE 2
HM3.4	NORTH WING EAST AND WEST ELEVATION HAZARDOUS MATERIALS REMOVAL PLAN - PHASE 2
HM: 12	
S0.1	STRUCTURAL - DESIGN DATA AND GENERAL NOTES - PHASE 2
S0.2	STRUCTURAL NOTES - PHASE 2
S0.3	STRUCTURAL NOTES CONT - PHASE 2
S0.4	LIVE LOAD PLANS - PHASE 2
S0.5	SPECIAL INSPECTION - PHASE 2
S0.6	SPECIAL INSPECTION CONT - PHASE 2
S1.00	STRUCTURAL - FOUNDATION PLAN - PHASE 2
S1.0	STRUCTURAL -GROUND FLOOR PLAN - PHASE 2
S1.1	STRUCTURAL -FIRST FLOOR PLAN - PHASE 2
S1.2	STRUCTURAL-SECOND FLOOR PLAN - PHASE 2
S1.3	STRUCTURAL-THIRD FLOOR PLAN - PHASE 2
S1.4	STRUCTURAL-FOURTH FLOOR/LOW ROOF PLAN - PHASE 2
S1.5	STRUCTURAL-HIGH ROOF PLAN - PHASE 2
S2.0	ENLARGED SHAFT PLANS - PHASE 2
S2.1	ENLARGED SHAFT PLANS - PHASE 2
S2.2	ENLARGED SHAFT PLANS - PHASE 2
S2.3	ENLARGED SHAFT PLANS - PHASE 2
S2.4	ENLARGED SHAFT PLANS - PHASE 2
S2.5	ENLARGED SHAFT PLANS - PHASE 2
S2.6	ENLARGED SHAFT SECTIONS - PHASE 2
S2.7	ENLARGED SHAFT SECTIONS - PHASE 2
S2.8	ENLARGED SHAFT SECTIONS - PHASE 2
S2.9	ENLARGED SHAFT SECTIONS - PHASE 2
S2.10	ENLARGED SHAFT ELEVATIONS - PHASE 2
S2.11	WALL ELEVATIONS - PHASE 2
S2.12	WALL ELEVATIONS - PHASE 2
S3.0	FOUNDATION DETAILS - PHASE 2
S3.1	FOUNDATION DETAILS - PHASE 2
S3.2	SCHEMATIC FRP DETAILS - PHASE 2
S4.0	TYPICAL MASONRY DETAILS - PHASE 2
S4.1	CORNICE REPAIR EXISTING CONDITIONS - PHASE 2
S4.2	CORNICE REPAIR DETAILS - PHASE 2
S4.3	CORNICE REPAIR DETAILS - PHASE 2
S5.0	SECTIONS - PHASE 2
S5.1	SECTIONS - PHASE 2
S5.2	SECTIONS - PHASE 2
S5.3	SECTIONS - PHASE 2
S5.4	SECTIONS - PHASE 2
Structural: 38	
AD1.U	TUNNEL FLOOR DEMOLITION PLAN - PHASE 2
AD1.0	GROUND FLOOR DEMOLITION PLAN - PHASE 2
AD1.1	FIRST FLOOR DEMOLITION PLAN - PHASE 2
AD1.2	SECOND FLOOR DEMOLITION PLAN - PHASE 2
AD1.3	THIRD FLOOR DEMOLITION PLAN - PHASE 2
AD1.4	FOURTH FLOOR DEMOLITION PLAN - PHASE 2
AD1.5	ROOF DEMOLITION PLAN - PHASE 2
AD2.0	GROUND FLOOR REFLECTED CEILING DEMOLITION PLAN - PHASE 2
AD2.1	FIRST FLOOR REFLECTED CEILING DEMOLITION PLAN - PHASE 2
AD2.2	SECOND FLOOR REFLECTED CEILING DEMOLITION PLAN - PHASE 2
AD2.3	THIRD FLOOR REFLECTED CEILING DEMOLITION PLAN - PHASE 2
AD2.4	FOURTH FLOOR REFLECTED CEILING DEMOLITION PLAN - PHASE 2
AD3.1	E WING NORTH AND SOUTH DEMOLITION ELEVATIONS - PHASE 2
AD3.2	E WING WEST AND AND EAST DEMOLITION ELEVATIONS - PHASE 2
AD3.3	NORTH WING NORTH AND SOUTH DEMOLITION ELEVATIONS - PHASE 2
AD3.4	NORTH WING WEST AND EAST DEMOLITION ELEVATIONS - PHASE 2
AD3.5	FOURTH FLOOR WINDOW DEMOLITION ELEVATIONS - PHASE 2
AD3.6	GARDEN TERRACE EXTERIOR DEMOLITION ELEVATIONS - PHASE 2
AD5.1	DEMOLITION WALL SECTIONS
Demo: 19	

SHEET LIST - PHASE 2

Sheet No.	Sheet Name
A0.U	TUNNEL - CONC. WORK - PHASE 2
A0.0	GROUND FLOOR COL. ENCLOSURES AND CONC. WORK - PHASE 2
A0.1	FIRST FLOOR COL. ENCLOSURES AND CONC. WORK - PHASE 2
A0.2	SECOND FLOOR COL. ENCLOSURES AND CONC. WORK - PHASE 2
A0.3	THIRD FLOOR COL. ENCLOSURES AND CONC. WORK - PHASE 2
A0.4	FOURTH FLOOR COL. ENCLOSURES AND CONC. WORK - PHASE 2
A1.U	UTILITY TUNNEL PLAN - PHASE 2
A1.0	GROUND FLOOR PLAN - PHASE 2
A1.1	FIRST FLOOR PLAN - PHASE 2
A1.2	SECOND FLOOR PLAN - PHASE 2
A1.3	THIRD FLOOR PLAN - PHASE 2
A1.4	FOURTH FLOOR PLAN - PHASE 2
A1.5	ROOF PLAN - PHASE 2
A2.0	GROUND FLOOR REFLECTED CEILING PLAN - PHASE 2
A2.1	FIRST FLOOR REFLECTED CEILING PLAN - PHASE 2
A2.2	SECOND FLOOR REFLECTED CEILING PLAN - PHASE 2
A2.3	THIRD FLOOR REFLECTED CEILING PLAN - PHASE 2
A2.4	FOURTH FLOOR REFLECTED CEILING PLAN - PHASE 2
A3.1	NORTH AND SOUTH ELEVATIONS - PHASE 2
A3.2	EAST WING ELEVATIONS - PHASE 2
A3.3	NORTH WING NORTH AND SOUTH ELEVATIONS - PHASE 2
A3.4	NORTH WING WEST AND EAST ELEVATIONS - PHASE 2
A3.5	FOURTH FLOOR WINDOW EXTERIOR ELEVATIONS - PHASE 2
A3.6	GARDEN TERRACE EXTERIOR ELEVATIONS - PHASE 2
A4.1	BUILDING SECTIONS EAST WING - PHASE 2
A4.2	BUILDING SECTIONS EAST WING - PHASE 2
A4.3	BUILDING SECTIONS NORTH WING - PHASE 2
A4.4	BUILDING SECTIONS NORTH WING - PHASE 2
A4.5	BUILDING SECTIONS - PHASE 2
A5.1	WALL SECTIONS - PHASE 2
A6.1	CORNICE, PARAPET, & MASONRY DETAILS - PHASE 2
A6.2	TYPICAL WALL DETAILS - PHASE 2
A6.3	AIR HANDLING UNIT VESTIBULE DETAILS - PHASE 2
A6.4	ROOF DETAILS - PHASE 2
A6.5	ROOF DETAILS - PHASE 2
A6.6	ROOF DETAILS - PHASE 2
A6.20	NEW EXTERIOR WALL TYPES AND LOUVER SCHEDULE
A6.30	FIRST FLOOR DRAINAGE PLAN - PHASE 2
A6.31	HEADHOUSE WEST - ENLARGED PLANS
A6.32	HEADHOUSE WEST - ELEVATIONS
A6.33	HEADHOUSE WEST - WALL SECTIONS
A6.34	HEADHOUSE WEST - EXTERIOR DETAILS
A6.35	HEADHOUSE WEST - EXTERIOR DETAILS
A6.36	HEADHOUSE WEST - EXTERIOR DETAILS
A6.37	HEADHOUSE WEST - EXTERIOR DETAILS
A6.40	HEADHOUSE EAST - DEMOLITION PLANS
A6.41	HEADHOUSE EAST - ENLARGED PLANS
A6.42	HEADHOUSE EAST MRL - ELEVATIONS
A6.43	HEADHOUSE EAST MRL - WALL SECTIONS
A6.44	HEADHOUSE EAST - SCREEN DETAILS - PHASE 2
A6.45	HEADHOUSE EAST - EXTERIOR DETAILS
A6.46	HEADHOUSE EAST - EXTERIOR DETAILS
A6.47	HEADHOUSE EAST - EXTERIOR DETAILS
A7.01	ENLARGED PLANS AND VIEWS - GENERAL ASSIGNMENT CLASSROOM 133 & TYP. OFFICES - PHASE 2
A7.02	ENLARGED PLANS AND VIEWS - MEETINGS
A7.03	ENLARGED PLANS AND VIEWS - BIO-DIVERSITY HUB
A7.04	ENLARGED PLANS AND VIEWS - COMPUTATIONAL LABS - PHASE 2
A7.05	ENLARGED PLANS AND VIEWS - OPEN OFFICE SPACES
A7.06	ENLARGED PLANS AND VIEWS - OPEN OFFICE SPACES
A7.07	ENLARGED PLANS AND VIEWS - SCHEMATIC RISER DIAGRAM (PHASE 2)
A7.09	PENTHOUSE AND ELEVATOR MACHINE ROOM
A7.30	EAST STAIR - ENLARGED PLANS & SECTIONS - PHASE 2
A7.31	EAST STAIR - DETAILS
A7.40	ELEVATOR PLANS AND SECTIONS - PHASE 2
A7.41	ELEVATOR DETAILS SCHEDULES - PHASE 2
A8.10	INTERIOR ELEVATIONS - GROUND FLOOR - PHASE 2
A8.11	INTERIOR ELEVATIONS - FIRST FLOOR - PHASE 2
A8.12	INTERIOR ELEVATIONS - SECOND FLOOR - PHASE 2
A8.13	INTERIOR ELEVATIONS - THIRD FLOOR - PHASE 2
A8.14	INTERIOR ELEVATIONS - FOURTH FLOOR - PHASE 2
A8. 20	GENDER NEUTRAL RESTROOMS & SHOWER ROOM
A9.00	GROUND FLOOR FINISH PLAN - PHASE 2
A9.01	FIRST FLOOR FINISH PLAN - PHASE 2
A9.02	SECOND FLOOR FINISH PLAN - PHASE 2
A9.03	THIRD FLOOR FINISH PLAN - PHASE 2
A9.04	FOURTH FLOOR FINISH PLAN - PHASE 2
A9.05	ROOM FINISH SCHEDULE, FLOORING TRANSITIONS, PATTERNS - PHASE 2
A9.06	GRAPHIC WALL PAPER LEGEND
A9.8A	WINDOW & LINTEL TYPES - PHASE 2
A9.8B	ALUMINUM WINDOW REMOVAL DETAILS - PHASE 2
A9.8C	WINDOW DETAILS - PHASE 2
A9.10	DOOR & FRAME ELEVATIONS AND DETAILS - PHASE 2
A9.11	DOOR & FRAME SCHEDULE - PHASE 2
A9.12	PARTITION TYPES - PHASE 2
A10.00	CASEWORK TYPES - PHASE 2
A10.01	CASEWORK AND LABORATORY NOTES - PHASE 2
A10.02	TYPICAL CASEWORK DETAILS - PHASE 2
A10.03	TYPICAL CASEWORK DETAILS - PHASE 2
A10.04	TYPICAL CASEWORK DETAILS - PHASE 2
A10.10	LEVEL G EAST LAB - ENLARGED PLAN & ELEVATIONS - PHASE 2
A10.11	LEVEL 1 EAST LAB - ENLARGED PLAN & ELEVATIONS - PHASE 2
A10.12	LEVEL 2 EAST LAB - ENLARGED PLAN & ELEVATIONS - PHASE 2
A10.13	LEVEL 3 EAST LAB - ENLARGED PLAN & ELEVATIONS - PHASE 2
A10.14	LEVEL 2 NORTH LAB - ENLARGED PLAN & ELEVATIONS - PHASE 2
A10.15	LEVEL 3 NORTH LAB - ENLARGED PLAN & ELEVATIONS - PHASE 2
A10.16	LEVEL 4 NORTH LAB - ENLARGED PLAN & ELEVATIONS - PHASE 2
A10.20	LEVEL G FIELD WORK SUPPORT LABS - ENLARGED PLANS & ELEVATIONS - PHASE 2
A10.21	LEVEL G SHARED LAB SUPPORT - ENLARGED PLANS & ELEVATIONS - PHASE 2
A10.22	LEVEL 1-3 SHARED LAB SUPPORT - ENLARGED PLANS & ELEVATIONS - PHASE 2
A10.30	PLANT PHYSIOLOGY LAB & SUPPORT SPACES - WET LAB - PHASE 2
A10.31	DRY TEACHING LAB - PHASE 2
A10.50	FUME HOOD AND BSC TYPES - PHASE 2
A10.51	LAB DETAILS - PHASE 2
A10.52	LAB DETAILS - PHASE 2
A10.53	LAB DETAILS - PHASE 2
A10.54	LAB DETAILS - PHASE 2
A10.60	PLANT PATHOLOGY LAB & SUPPORT SPACES DETAILS - WET LAB - PHASE 2
A10.70	GROUND FLOOR EAST - LAB EQUIPMENT SCHEDULE - PHASE 2
A10.71	FIRST FLOOR EAST - LAB EQUIPMENT SCHEDULE - PHASE 2
A10.72	SECOND FLOOR EAST - LAB EQUIPMENT SCHEDULE - PHASE 2
A10.73	THIRD FLOOR EAST - LAB EQUIPMENT SCHEDULE - PHASE 2
A10.74	SECOND FLOOR NORTH - LAB EQUIPMENT SCHEDULE - PHASE 2
A10.75	THIRD FLOOR NORTH - LAB EQUIPMENT SCHEDULE - PHASE 2
A10.76	FOURTH FLOOR NORTH - LAB EQUIPMENT SCHEDULE - PHASE 2
A10.77	SHARED SUPPORT - LAB EQUIPMENT SCHEDULE - PHASE 2
A10.78	TEACHING - LAB EQUIPMENT SCHEDULE - PHASE 2
A11.00	INTERIOR DETAILS - DOUBLE EGRESS DOORS, FIRE RATED COLUMNS
A11.01	INTERIOR DETAILS
A11.02	INTERIOR DETAILS
A11.03	INTERIOR DETAILS - COLLAB AREAS
A11.04	INTERIOR DETAILS - FIRST FLOOR COLLAB AREA
A11.05	INTERIOR DETAILS - GARDEN TERRACE ACCESS
A11.06	INTERIOR DETAILS - OPERABLE GLASS PARTITION
A11.10	CEILING DETAILS - PHASE 2
A11.11	CEILING DETAILS - PHASE 2
A11.20	SIGNAGE DETAILS 1
A11.21	SIGNAGE DETAILS 2
A11.22	GROUND FLOOR SIGNAGE PLAN - PHASE 2
A11.23	FIRST FLOOR SIGNAGE PLAN - PHASE 2
A11.24	SECOND FLOOR SIGNAGE PLAN - PHASE 2
A11.25	THIRD FLOOR SIGNAGE PLAN - PHASE 2
A11.26	FOURTH FLOOR SIGNAGE PLAN - PHASE 2
Arch: 131	

VOLUME 2 OF 2

SHEET LIST - PHASE 2

Sheet No.	Sheet Name
G0.1	COVER SHEET - PHASE 2 - VOLUME 2
G0.2	DRAWING LIST - PHASE 2
G0.3	GENERAL NOTES, SYMBOLS, AND ABBREVIATIONS - PHASE 2
G1.0	PROJECT ACCESSIBILITY GUIDELINES
G1.1	PROJECT ACCESSIBILITY GUIDELINES CONT.
G1.2	PROJECT ACCESSIBILITY GUIDELINES - PHASE 2
G3.0	OCCUPANCY & EGRESS PLAN - TUNNEL & GROUND LEVEL
G3.1	OCCUPANCY & EGRESS PLAN - FIRST & SECOND FLOOR
G3.2	OCCUPANCY & EGRESS PLAN - THIRD & FOURTH FLOOR
G4.0	LIFE SAFETY PLAN - TUNNEL & GROUND LEVEL
G4.1	LIFE SAFETY PLAN - FIRST & SECOND FLOOR
G4.2	LIFE SAFETY PLAN - THIRD & FOURTH FLOOR
G5.0	PLENUM RETURN DIAGRAMS - GROUND AND FIRST FLOORS
G5.1	PLENUM RETURN DIAGRAMS - SECOND, THIRD, AND FOURTH FLOORS
Title: 15	
P000	PLUMBING SYMBOLS, NOTES, AND ABBREVIATIONS
P0.1	PLUMBING PHASING DRAWINGS
PE1.U	PLUMBING UTILITY TUNNEL LEVEL ENABLING PLAN - PHASE 2
PE1.0	PLUMBING GROUND FLOOR ENABLING PLAN - PHASE 2
PE1.3	PLUMBING THIRD FLOOR ENABLING PLAN - PHASE 2
PD1.U	PLUMBING UTILITY TUNNEL LEVEL REMOVAL PLAN - PHASE 2
PD1.0	PLUMBING GROUND FLOOR REMOVAL PLAN - PHASE 2
PD1.1	PLUMBING SECOND FLOOR REMOVAL PLAN - PHASE 2
PD1.2	PLUMBING SECOND FLOOR REMOVAL PLAN - PHASE 2
PD1.3	PLUMBING THIRD FLOOR REMOVAL PLAN - PHASE 2
PD1.4	PLUMBING FOURTH FLOOR REMOVAL PLAN - PHASE 2
PD1.5	PLUMBING ROOF LEVEL REMOVAL PLAN - PHASE 2
P1.U	PLUMBING UTILITY TUNNEL LEVEL DOMESTIC WATER PLAN - PHASE 2
P1.0	PLUMBING GROUND FLOOR DOMESTIC WATER PLAN - PHASE 2
P1.1	PLUMBING FIRST FLOOR DOMESTIC WATER PLAN - PHASE 2
P1.2	PLUMBING SECOND FLOOR DOMESTIC WATER PLAN - PHASE 2
P1.3	PLUMBING THIRD FLOOR DOMESTIC WATER PLAN - PHASE 2
P1.4	PLUMBING FOURTH FLOOR DOMESTIC WATER PLAN - PHASE 2
P2.U	PLUMBING UTILITY TUNNEL LEVEL DRAINAGE PLAN - PHASE 2
P2.0	PLUMBING GROUND FLOOR DRAINAGE PLAN - PHASE 2
P2.1	PLUMBING FIRST FLOOR DRAINAGE PLAN - PHASE 2
P2.2	PLUMBING SECOND FLOOR DRAINAGE PLAN - PHASE 2
P2.3	PLUMBING THIRD FLOOR DRAINAGE PLAN - PHASE 2
P2.4	PLUMBING FOURTH FLOOR DRAINAGE PLAN - PHASE 2
P2.5	PLUMBING ROOF LEVEL DRAINAGE PLAN - PHASE 2
P3.U	PLUMBING UTILITY TUNNEL LEVEL SPECIALTY WATER PLAN - PHASE 2
P3.0	PLUMBING GROUND FLOOR SPECIALTY WATER PLAN - PHASE 2
P3.1	PLUMBING FIRST FLOOR SPECIALTY WATER PLAN - PHASE 2
P3.2	PLUMBING SECOND FLOOR SPECIALTY WATER PLAN - PHASE 2
P3.3	PLUMBING THIRD FLOOR SPECIALTY WATER PLAN - PHASE 2
P3.4	PLUMBING FOURTH FLOOR SPECIALTY WATER PLAN - PHASE 2
P4.U	PLUMBING UTILITY TUNNEL LEVEL GAS PLAN - PHASE 2
P4.0	PLUMBING GROUND FLOOR GAS PLAN - PHASE 2
P4.1	PLUMBING FIRST FLOOR GAS PLAN - PHASE 2
P4.2	PLUMBING SECOND FLOOR GAS PLAN - PHASE 2
P4.3	PLUMBING THIRD FLOOR GAS PLAN - PHASE 2
P4.4	PLUMBING FOURTH FLOOR GAS PLAN - PHASE 2
P5.1	PLUMBING DETAILS
P6.1	PLUMBING SCHEDULES
P7.1	PLUMBING DOMESTIC WATER SCHEMATIC RISER DIAGRAM - PART 1 (PHASE 2)
P7.2	PLUMBING DOMESTIC WATER SCHEMATIC RISER DIAGRAM - PART 2 (PHASE 2)
P7.3	PLUMBING WASTE AND VENT SCHEMATIC RISER DIAGRAM (PHASE 2)
P7.4	PLUMBING NG AND CA SCHEMATIC RISER DIAGRAM (PHASE 2)
P7.5	PLUMBING SPECIALTY WATER SCHEMATIC RISER DIAGRAM (PHASE 2)
Plumbing: 44	
F0.1	FIRE PROTECTION SYMBOLS, ABBREVIATIONS AND NOTES - PHASE 2
F0.2	FIRE PROTECTION SCHEDULES - PHASE 2
F0.3	FIRE PROTECTION SITE PLAN - PHASE 2
FD1.UA	FIRE PROTECTION UTILITY TUNNEL FLOOR DEMOLITION PLAN PART A
FD1.UB	FIRE PROTECTION UTILITY TUNNEL FLOOR DEMOLITION PLAN PART B
FD1.0A	FIRE PROTECTION GROUND FLOOR DEMOLITION PLAN PART A
FD1.0B	FIRE PROTECTION GROUND FLOOR DEMOLITION PLAN PART B
FD1.1A	FIRE PROTECTION FIRST FLOOR DEMOLITION PLAN PART A
FD1.1B	FIRE PROTECTION FIRST FLOOR DEMOLITION PLAN PART B
FD1.2A	FIRE PROTECTION SECOND FLOOR DEMOLITION PLAN PART A
FD1.2B	FIRE PROTECTION SECOND FLOOR DEMOLITION PART B
FD1.3A	FIRE PROTECTION THIRD FLOOR DEMOLITION PLAN PART A
FD1.3B	FIRE PROTECTION THIRD FLOOR DEMOLITION PART B
FD1.4A	FIRE PROTECTION FOURTH FLOOR DEMOLITION PLAN PART A
FD1.4B	FIRE PROTECTION FOURTH FLOOR DEMOLITION PART B
F1.U	FIRE PROTECTION UTILITY TUNNEL PLAN - PHASE 2
F1.0	FIRE PROTECTION GROUND FLOOR PLAN - PHASE 2
F1.1	FIRE PROTECTION FIRST FLOOR PLAN - PHASE 2
F1.2	FIRE PROTECTION SECOND FLOOR PLAN - PHASE 2
F1.3	FIRE PROTECTION THIRD FLOOR PLAN - PHASE 2
F1.4	FIRE PROTECTION FOURTH FLOOR PLAN - PHASE 2
F1.5	FIRE PROTECTION ROOF AND PENTHOUSE PLAN - PHASE 2
F2.1	SPRINKLER AND STANDPIPE RISER DIAGRAMS
F3.1	SPRINKLER AND STANDPIPE DETAILS
F3.2	SPRINKLER DETAILS
Fire Protection: 25	

SHEET LIST - PHASE 2

Sheet No.	Sheet Name
M0.0	MECHANICAL GENERAL NOTES AND SYMBOLS LIST - PHASE 2
MD1.0	MECHANICAL GROUND FLOOR DUCTWORK DEMOLITION PLAN - PHASE 2
MD1.1	MECHANICAL FIRST FLOOR DUCTWORK DEMOLITION PLAN - PHASE 2
MD1.2	MECHANICAL SECOND FLOOR DUCTWORK DEMOLITION PLAN - PHASE 2
MD1.3	MECHANICAL THIRD FLOOR DUCTWORK DEMOLITION PLAN - PHASE 2
MD1.4	MECHANICAL FOURTH FLOOR DUCTWORK DEMOLITION PLAN - PHASE 2
MD1.5	MECHANICAL ROOF DUCTWORK DEMOLITION PLAN - PHASE 2
MD2.U	MECHANICAL TUNNEL PIPING DEMOLITION PLAN - PHASE 2
MD2.UA	MECHANICAL TUNNEL PIPING DEMOLITION PLAN - STEAM HEATING SYSTEMS - PHASE 2
MD2.0	MECHANICAL GROUND FLOOR PIPING DEMOLITION PLAN - PHASE 2
MD2.1	MECHANICAL FIRST FLOOR PIPING DEMOLITION PLAN - PHASE 2
MD2.2	MECHANICAL SECOND FLOOR PIPING DEMOLITION PLAN - PHASE 2
MD2.3	MECHANICAL THIRD FLOOR PIPING DEMOLITION PLAN - PHASE 2
MD2.4	MECHANICAL FOURTH FLOOR PIPING DEMOLITION PLAN - PHASE 2
MD2.5	MECHANICAL ROOF PIPING DEMOLITION PLAN - PHASE 2
MD3.0	ENLARGED MECHANICAL ROOM DEMOLITION PLANS - PHASE 2
MD3.1	ENLARGED MECHANICAL ROOM DEMOLITION PLANS - PHASE 2
MD3.2	ENLARGED LECTURE HALL DEMOLITION PLANS - PHASE 2
M1.0	MECHANICAL GROUND FLOOR DUCTWORK PLAN - PHASE 2
M1.1	MECHANICAL FIRST FLOOR DUCTWORK PLAN - PHASE 2
M1.2	MECHANICAL SECOND FLOOR DUCTWORK PLAN - PHASE 2
M1.3	MECHANICAL THIRD FLOOR DUCTWORK PLAN - PHASE 2
M1.4	MECHANICAL FOURTH FLOOR DUCTWORK PLAN - PHASE 2
M1.5	MECHANICAL ROOF DUCTWORK PLAN - PHASE 2
M2.U	MECHANICAL TUNNEL PIPING PLAN - PHASE 2
M2.0	MECHANICAL GROUND FLOOR PIPING PLAN - PHASE 2
M2.1	MECHANICAL FIRST FLOOR PIPING PLAN - PHASE 2
M2.2	MECHANICAL SECOND FLOOR PIPING PLAN - PHASE 2
M2.3	MECHANICAL THIRD FLOOR PIPING PLAN - PHASE 2
M2.4	MECHANICAL FOURTH FLOOR PIPING PLAN - PHASE 2
M2.5	MECHANICAL ROOF PIPING PLAN - PHASE 2
M3.U	MECHANICAL TUNNEL PRESSURIZATION & CONTROLS PLAN - PHASE 2
M3.0	MECHANICAL GROUND FLOOR PRESSURIZATION & CONTROLS PLAN - PHASE 2
M3.1	MECHANICAL FIRST FLOOR PRESSURIZATION & CONTROLS PLAN - PHASE 2
M3.2	MECHANICAL SECOND FLOOR PRESSURIZATION & CONTROLS PLAN - PHASE 2
M3.3	MECHANICAL THIRD FLOOR PRESSURIZATION & CONTROLS PLAN - PHASE 2
M3.4	MECHANICAL FOURTH FLOOR PRESSURIZATION & CONTROLS PLAN - PHASE 2
M4.0	ENLARGED MECHANICAL ROOM PLANS - PHASE 2
M4.1	ENLARGED MECHANICAL ROOM PLANS - PHASE 2
M4.2	ENLARGED MECHANICAL GROUND AND FIRST FLOOR DUCTWORK PLANS - EAST WING - PHASE 2
M4.3	ENLARGED MECHANICAL SECOND AND THIRD FLOOR DUCTWORK PLANS - EAST WING - PHASE 2
M4.4	ENLARGED MECHANICAL SECOND AND THIRD FLOOR DUCTWORK PLANS - NORTH WING - PHASE 2
M4.5	ENLARGED MECHANICAL FOURTH FLOOR DUCTWORK PLAN - PHASE 2
M4.6	ENLARGED LECTURE HALL PLANS - PHASE 2
M4.7	MECHANICAL SECTIONS - PHASE 2
M4.8	MECHANICAL SECTIONS - PHASE 2
M5.0	LOAD SHED MATRICES
M5.1	CONTROL SCHEMATIC & SYSTEM SUMMARY - PHASE 2
M5.2	CONTROL SCHEMATICS & SYSTEM SUMMARIES - PHASE 2
M5.3	CONTROL SCHEMATICS & SYSTEM SUMMARIES - PHASE 2
M5.4	CONTROL SCHEMATICS & SYSTEM SUMMARIES - PHASE 2
M5.5	CONTROL SCHEMATICS & SYSTEM SUMMARIES - PHASE 2
M5.6	CONTROL SCHEMATICS & SYSTEM SUMMARIES - PHASE 2
M5.7	CONTROL SCHEMATICS & SYSTEM SUMMARIES - PHASE 2
M5.8	CONTROL SCHEMATICS & SYSTEM SUMMARIES - PHASE 2
M5.9	CONTROL SCHEMATICS & SYSTEM SUMMARIES - PHASE 2
M5.10	LAB CONTROL SCHEMATIC & SYSTEM SUMMARY - PHASE 2
M5.11	LAB CONTROL SCHEMATIC & SYSTEM SUMMARY - PHASE 2
M5.12	LAB CONTROL SCHEMATIC & SYSTEM SUMMARY - PHASE 2
M5.13	LAB CONTROL SCHEMATIC & SYSTEM SUMMARY - PHASE 2
M5.14	LAB CONTROL SCHEMATICS & SYSTEM SUMMARIES - PHASE 2
M5.15	LAB CONTROL SCHEMATICS & SYSTEM SUMMARIES - PHASE 2
M5.16	LAB CONTROL SCHEMATICS & SYSTEM SUMMARIES - PHASE 2
M5.17	LAB CONTROL SCHEMATICS & SYSTEM SUMMARIES - PHASE 2
M5.18	LAB CONTROL SCHEMATICS & SYSTEM SUMMARIES - PHASE 2
M5.19	LAB CONTROL SCHEMATICS & SYSTEM SUMMARIES - PHASE 2
M5.20	LAB CONTROL SCHEMATICS & SYSTEM SUMMARIES - PHASE 2
M5.21	LAB CONTROL SCHEMATICS & SYSTEM SUMMARIES - PHASE 2
M5.22	LAB CONTROL SCHEMATICS & SYSTEM SUMMARIES - PHASE 2
M5.23	LAB CONTROL SCHEMATICS & SYSTEM SUMMARIES - PHASE 2
M6.1	MECHANICAL AIRFLOW DIAGRAM - EAST WING SOUTH - PHASE 2
M6.2	MECHANICAL AIRFLOW DIAGRAM - EAST WING NORTH - PHASE 2
M6.3	MECHANICAL AIRFLOW DIAGRAM - NORTH WING - PHASE 2
M6.4	MECHANICAL HOT WATER FLOW DIAGRAM - EAST WING - PHASE 2
M6.5	MECHANICAL HOT WATER FLOW DIAGRAM - NORTH WING - PHASE 2
M6.6	MECHANICAL CHILLED WATER FLOW DIAGRAM - EAST WING - PHASE 2
M6.7	MECHANICAL CHILLED WATER FLOW DIAGRAM - NORTH WING - PHASE 2
M7.0	MECHANICAL DETAILS - PHASE 2
M7.1	MECHANICAL DETAILS - PHASE 2
M7.2	MECHANICAL DETAILS - PHASE 2
M7.3	MECHANICAL DETAILS - PHASE 2
M7.4	MECHANICAL DETAILS - PHASE 2
M7.5	MECHANICAL AHU DETAILS - PHASE 2
M8.0	MECHANICAL SCHEDULES - PHASE 2
M8.1	MECHANICAL SCHEDULES - PHASE 2
M8.2	MECHANICAL

Abbreviations

A	Air
A/C	Air Conditioning
A/V	Audio Visual
ABV	Above
AC/PC	Architectural Cast In Place Concrete
ACT	Accoustical Ceiling Tile
ADA	Americans with Disabilities Act
ADDNL	Additional
ADJ	Adjustable
AED	Automated External Defibrillator
AFF	Above Finished Floor
AGG	Aggregate
ALT	Alternate
ALUM	Aluminium
AP	Access Panel
APPROX	Approximate
ARA	Area of Rescue Assistance
ARCH	Architectural
ATS	Animal Transfer Station
AV	Audio Visual
AW	Automated Watering
AWS	Animal Watering System
AWSC	Animal Watering System Controller
BAS	Building Automated System
BC	Bottom of Curb
BCO	Brick Course
BD	Board
BDD	Back Draft Damper
BIT	Bituminous
BLDG	Building
BLK	Block
BLKG	Blocking
BLW	Below Countertop at Knee Space
BM	Beam
BO	Bottom of
BOC	Bottom of Concrete
BOD	Basis of Design
BOL	Bollard
BOT	Bottom
BOW	Bottom of Wall
BRKT	Bracket
BSC	Bio Safety Cabinet
BUR	Built Up Roofing
CAB	Cabinet
CABO	Council of American Building Officals
CAM	Camera
CB	Catch Basin
CEM	Cement
CFCI	Contractor Furnished & Contractor Installed
CG	Corner Guard
CHB	Chalkboard
CI	Cast Iron
CIP	Cast In Place
CJ	Control Joint
CL	Closet
CLG	Ceiling
CLM	Centerline of Mullion
CLR	Clear(ance)
CMU	Concrete Masonry Unit
CO	Convenience Outlet Receptacle
COL	Column
COMM	Command
COMP	Compressible
CONC	Concrete
CONST	Construction
CONT	Continuous
CR	Cold Rolled
CR	Card Reader
CS	Cupsink
CT	Ceramic Tile
CTR	Center
CUH	Cabinet Unit Heater
CW	Cold Water
DB	Drainboard (Interchangeable w/ DR)
DET	Detail
DF	Drinking Fountain
DIA	Diameter
DIF	Diffuser
DIM	Dimension
DN	Down
DP	Dirty Power
DW	Dishwasher
DWG	Drawing
EJ	Expansion Joint
EL	Elevation (Topographical)
ELEC	Electric(al)
ELEC PNL	Electrical Panel
ELEV	Elevator
EMERG	Emergency
ENCL	Enclosure
EO	Edge of
EOS	Edge of Slab
EP	Emergency Phone
EQ	Equal
EQUIP	Equipment
ES	Emergency Shower
ESV	Emergency Shower Valve
ETR	Existing to Remain
EW	Emergency Eyewash
EWC	Electric Water Cooler
EX/EXIS	Existing
EXH	Exhaust
EXP	Expansion
EXP	Exposed
EXT	Exterior
FB	Floor Box
FCO	Floor Clean Out
FD	Floor Drain
FDN	Foundation
FE	Fire Extinguisher
FEC	Fire Extinguisher Cabinet
FEH	Fire Extinguisher Hook
FF	Foil Faced
FH	Fume Hood
FHC	Fire Hose Cabinet
FHCE	Fume Hood Ceiling Enclosure
FIN	FINISH
FIXT	Fixture
FL	Floor
FLUOR	Fluorescent
FO	Fiber Optic
FOC	Face of Concrete
FOP	Face of Precast
FPT	Floor Poke Thru
FRM	Frame
FRT	Fire Retardant Treated
FS	Firestopping
FT	Feet
FTG	Footing
FTR	Fin Tube Radiation
FV	(Contractor to) Field Verify
FWP	Fiber Wrapped Panel
G	Gas
GA	Gauge
GALV	Galvinized

Abbreviations

GB	Grab Bar
GC	General Contractor
GFI	Ground Fault Interrupting
GFRG	Glass Fiber Reinforced Gypsum
GL	Glass
GRN	Granite
GSO	Gas Shut-Off
GV	Gas Valve
GWB	Gypsum Wall Board
GWP	Graphic Wall Paper
GYP	Gypsum
HC	Handicapped
HCP	Handicap
HCR	Hollow Core
HDW	Hardware
HE	Helium
HeR	Helium Return
HGT	Height
HM	Hollow Metal
HOR	Horizontal
HP	High Point
HR	Hour
HSO	HVAC Shut-Off
HTR	Heater
HVAC	Heating, Ventilation and Air Conditioing
HW	Hot Water
ID	Inside Diameter
IN	Inch or Inches
INCAND	Incandescent
INCL	Include (-ding)
INSUL	Insulation
JNT	Joint
JT	Joint
LAM	Laminated
LAV	Lavatory
LGMF	Light Gauge Metal Framing
LMF	Light Gauge Metal Framing (sim)
LP	Low Point
LTG	Lighting
MACH	Machine
MAX	Maximum
MB	Markerboarf
MDF	Medium Density Fiberboard
MECH	Mechanical
MEMB	Membrane
MET	Metal
MFR	Manufacturer
MIN	Minimum
MISC	Miscellaneous
MNT	Mount/Mounting
MO	Masonry Opening
MOS	Mossiac
MP	Metal Panel
MR	Moisture Resistant
MTD	Mounted
MTL	Metal
MW	Modular Wall (enclosing autoclaves, etc.)
N	Nitrogen
NA	Not Applicable
NER	National Evalution Report
NIC	Not In Contract
NO	Number
NTS	Not To Scale
O.H.	Opposite Hand
O.H.DR	Overhead Door
OBL	Oblique
OC	On Center
OD	Outside Diameter
OF	Owner Furnished
OFCI	Owner Furnished & Contractor Installed
OFO	Owner Furnished & Owner Installed
OFOI	Owner Furnished & Owner Installed
OHSG	Overhead Service Grid
OPNG	Opening
OPP	Opposite
OPPH	Opposite Hand
OVP	Overhead Video Projector
OVPS	Overhead Video Projector Support
(1)PH	Single Phase
(3) PH	Three Phase
P	Patch
PB	Pegboard
PC	Precast Concrete
PCWR	Process Chilled Water Return
PCWS	Process Chilled Water Supply
PE	Point Exhaust
PGL	Plate Glas
PL	Plate
PLAM	Plastic Laminate
PLAS	Plaster
PLWD	Plywood
PNL	Panel
PP	Pumping Port
PRS	Pressure Reducing Station
PS	Projector Screen
PT	Point
PT	Pressure Treated
PTD	Paint(ed)
PTN	Partiton
PVC	Poly Vinyl Chloride
QT	Quarry Tile
QTY	Quantity
R	Riser (or) Radius
R/F	Ref. or Freezer (by owner)
RA	Return Air
RCP	Reflect Ceiling Plan
RECV	Receiving
REF	Refrigerator
REG	Register
REINF	Reinforcing/Reinforced
REQ'D	Required
REV	Revision
RM	Room
RMS	Rooms
RO	Rough Opening
RODI	Reverse Osmosis Deionized Water
RWL	Rain Water Leader
S	Sink
SC	Solid Core
SCA	Spray on Cementitious Acoustical
SD	Shading Device (SD-1: Type 1)
SECT	Section
SFRM	Spray Fire Resistant Material
SG	Special Glass
SHT	Sheet
SIM	Similar
SMRF	Seamless Mechanical Room Floor

Abbreviations

SPEC	Specifications
SQ	Square
SS	Stainless Steel
ST-1	Granite
ST-2	Limestone
STD	Standard
STL	Steel
STN	Stainless
STOR	Storage
STR	Structural
SUSP	Suspended
SV	Special Vacuum
T	Tread
TB	Tackboard
TC	Top of Curb
TD	Trench Drain
TEL	Telephone
TEMP	Tempered (or) Temporary
TERR	Terrazzo
TG	Tempered Glass
THK	Thick
TMV	Thermostatic Mixing Valve
TO	Top of
TOC	Top of Concrete
TOF	Top of Footing
TOP	Top of Parapet
TOR	Top of Rail
TOS	Top of Steel
TOT	Top of Tunnel
TOW	Top of Wall
TRANS	Transformer
TYP	Typical
U.O.N.	Unless Otherwise Noted
U.N.O.	Unless Noted Otherwise
UC	Under Counter
UL	Underwriters Laboratory
V	Vacuum
VCT	Vinyl Composition Tile
VERT	Vertical
VIF	Verify In Field
VIN	Vinyl
W/	With
W/O	Without
WD	Wood
WF	Steel Beam (Wide Flange)
WG	Wall Guard
WMS	Wire Mesh Screen
WP	Working Point
WPR	Waterproofing
WRB	Weather Resistant Barrier
WS(#)	Window Shade (and type) -
WWF	Welded Wire Fabric

GRAPHIC SYMBOLS

0	Building Column Centerline
1 A101 Ref	Plan or Vertical Detail Example: Detail 1 on Drawing A101
A A4.1	Building Section Example: Detail A on Drawing A4.1
2 A5.2	Wall Section Example: Detail 2 on Drawing A5.2
2 A9.4	Top number indicates plan, elevation, section or detail shown directly below that plan, elevation, section or detail. Bottom number indicates the sheet number where that plan, elev., sect. or detail is drawn Example: Detail 2 on sheet A9.4
101	Room name and number shown on floor plans
11	Indicates window type
11	Indicates louver type keyed on elevations
101	Indicates door number shown on floor plans (reference to door schedule)
33A	Indicates Partition Type
33A	Indicates Frame Type
2 4 A8.2 3 1	Interior elevation, shown on floor plans
46'-0"	Spot elevation
1	Drawing Revision. Revision date shown in title block
C.J.	Indicates Control Joint
E.J.	Indicates Expansion Joint
S	Indicates Sealant to be applied
R	Indicates Backer Rod to be installed
FD	Floor Drain
FS	Floor Sink
MW	Mixed Water
FEH	Fire Extinguisher Hook
FEC	Fire Extinguisher Cabinet
	EXISTING WALL TO REMAIN
	EXISTING WALL TO BE DEMOLISHED (AD-SERIES)
	NEW CONSTRUCTION
	NEW PARTITION WITH SOUND INSULATION - ALSO DESIGNATED WITH "S" IN PARTITION TYPE - SEE A9.12
	1-HR RATED FIRE BARRIER
	2-HR RATED FIRE BARRIER (WITH OR WITHOUT DIAGONAL HATCH DESIGNATING CMU)
	OUTSIDE MAIN WORK AREA

GRAPHIC SYMBOLS

S	Exhaust Snorkel - ceiling mts. U.N.O. see Specification
F	Service Recessed in Floor
2	Duplex Outlet, 110 V
4	Double Duplex Outlet, 110 V
208 1PH	208 Volt Outlet, Shingle Phase
D	Double Data Port and Cable TV Port and Voice Outlet
SP	Special Power
	Continuous Plugmold
AP	2'X2' Access Panel
	Video Camera
	Lab Gas Shut -off Valve
WP	Wall Phone

RENOVATE PLANT SCIENCE BUILDING - PHASE 2

SUCF Project No. 161026-00

236 Tower Road
Ithaca, NY 14853

Cornell CALS College of Agriculture and Life Sciences

SUNY State University Construction Fund

Ellenzweig Architecture | Planning	230 Congress Street Boston, MA 02110 T 617 491-5575
Ryan Biggs Clark Davis Structural Engineers	257 Ushers Road Clifton Park, NY 12065 T 518 406-5506
Salas O'Brien Consulting & Engineering Group of NY, Inc. Mechanical Engineers	300 Trolley Blvd. Rochester, NY 14606 T 585 288-5590
Jade Stone Engineering Electrical Engineers	444 Vanduzee St. Watertown, NY 13601 T 315 836 4062
Watson Engineering Plumbing	4500 State Route 434 Apalachin, NY 13732 T 607 223-4334
DM Engineers Fire Protection Engineers	1007 Yonkers Ave Yonkers, NY 10704 T 929 333-2339
Bell & Spina Building Envelope	215 Wyoming Street S Syracuse, NY 13204 T 315 488-0377
Environ. Design & Research Historic Preservation, Landscape, Civil Engineering	217 Montgomery St, Suite 1000 Syracuse, NY 13202 T 315 471-0688
Schuler Shook Lighting Design	240 W 40th Street, 2nd Floor New York, NY 10018 T 212 439-5650
D2D Green Design Sustainability PH2	10 Hallenbeck Hill East Greenbush, NY 12061 T 518 729-2967
Shen Milsom & Wilke Acoustics, IT, AV, Security	417 Fifth Avenue New York, NY 10016 T 212 725-6800
Watts Architects & Engineers Asbestos, Haz Mat	95 Perry Street, Suite 300 Buffalo, NY 14203 T 716 206-5122
Hastings Consulting Building Code	142 Hanlon Rd Holliston, MA 01746 T 508 397-8417
Ellana Cost Consulting	32 Broadway, Suite 801 New York, NY 10004 T 212971-0936

Notes:

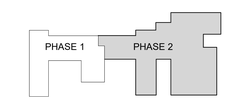

Keyplan

Job Number	31909.00
Drawing By	Author
Checked By	Checker
Filename	
Date	August 31, 2026

Revisions

GENERAL NOTES, SYMBOLS, AND ABBREVIATIONS - PHASE 2

REGISTERED ARCHITECT ANDREW VINCENT ROSSI 022901-1 STATE OF NEW YORK

BID DOCUMENTS
Scale: 1 : 1

G0.3

2024 Ellenzweig ©

10/8/2026 6:26:06 PM
Autodesk Docs://31909 SUCF Cornell Plant Science/31909_Cornell PSB_Arch_R23.rvt

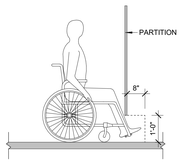

FIGURE 604.9.5(A)
TOE CLEARANCE - ELEVATION

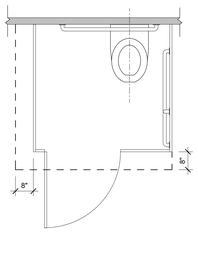

FIGURE 604.9.5(B)
TOE CLEARANCE - PLAN

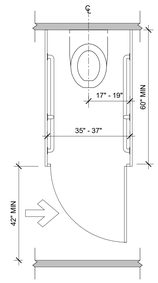

FIGURE 604.10.1
AMBULATORY COMPARTMENT

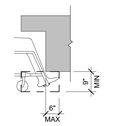

FIGURE 306.2 (A)
TOE CLEARANCE - ELEVATION

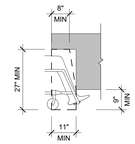

FIGURE 306.3 (A)
KNEE CLEARANCE - ELEVATION

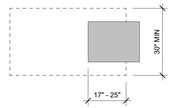

FIGURE 306.2 (B)
TOE CLEARANCE - PLAN

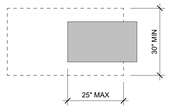

FIGURE 306.3 (B)
KNEE CLEARANCE - PLAN

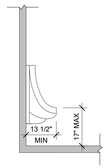

FIGURE 605.2(A)
HEIGHT AND DEPTH OF
URINAL WALL HUNG TYPE

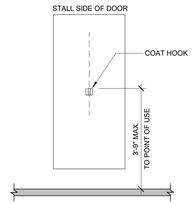

Accessible
Coat Hook
Mounting
Height

THE REQUIRED CLEARANCE AROUND THE WATER CLOSET SHALL BE PERMITTED TO OVERLAP THE WATER CLOSET, ASSOCIATED GRAB BARS, PAPER DISPENSERS, SANITARY NAPKIN RECEPTACLES, COAT HOOKS, SHELVES, ACCESSIBLE ROUTES, CLEAR FLOOR SPACE AT OTHER FIXTURES AND THE TURNING SPACE. NO OTHER FIXTURES OR OBSTRUCTIONS SHALL BE WITHIN THE REQUIRED WATER CLOSET CLEARANCE.

TOILET PAPER DISPENSERS THAT ACCOMMODATE A MAXIMUM OF 2 TOILET PAPER ROLLS OF NOT MORE THAN 5-INCH (125 MM) DIAMETER EACH SHALL BE PERMITTED TO BE LOCATED 7 INCHES (180 MM) MINIMUM AND 9 INCHES (230 MM) MAXIMUM IN FRONT OF THE WATER CLOSET MEASURED TO THE CENTERLINE OF THE DISPENSER. THE OUTLET OF THE DISPENSER SHALL BE 15 INCHES (380 MM) MINIMUM AND 48 INCHES (1220 MM) MAXIMUM ABOVE THE FLOOR.

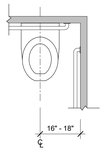

(A) ACCESSIBLE
WATER CLOSETS

FIGURE 604.2
WATER CLOSET LOCATION

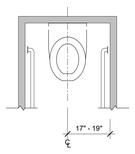

(B) AMBULATORY ACCESSIBLE
WATER CLOSETS

FIGURE 604.2
WATER CLOSET LOCATION

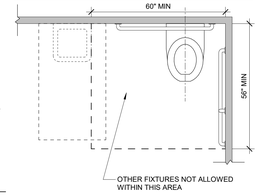

FIGURE 604.3
SIZE OF CLEARANCE FOR WATER CLOSET

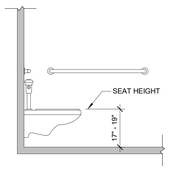

FIGURE 604.4
WATER CLOSET SEAT HEIGHT

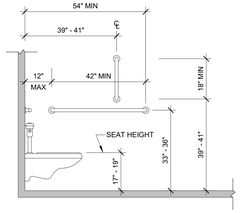

FIGURE 604.5.1
SIDE-WALL GRAB BAR
FOR WATER CLOSET

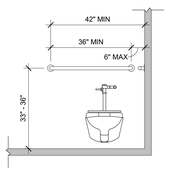

FIGURE 604.5.2
REAR-WALL GRAB BAR
FOR WATER CLOSET

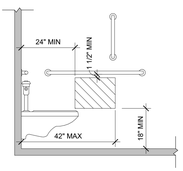

FIGURE 604.7.1(A)
DISPENSER OUTLET LOCATION -
PROTRUDING DISPENSER BELOW GRAB BAR

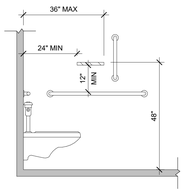

FIGURE 604.7.1(B)
DISPENSER OUTLET LOCATION -
PROTRUDING DISPENSER ABOVE GRAB BAR

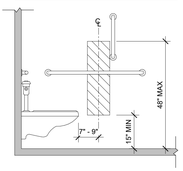

FIGURE 604.7.1(B)
DISPENSER OUTLET LOCATION - IN FRONT
OF WATER CLOSET (EXCEPTION)

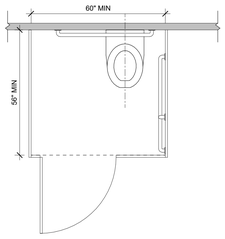

FIGURE 604.9.2(A)
WHEELCHAIR TOILET COMPARTMENTS
WALL HUNG CLOSET

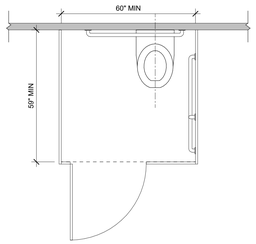

FIGURE 604.9.2(B)
WHEELCHAIR TOILET COMPARTMENTS
FLOOR MOUNTED WATER CLOSET

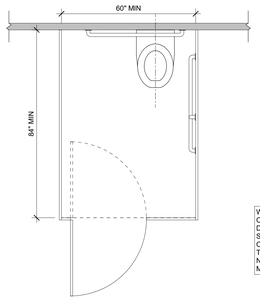

FIGURE 604.9.2.3
WHEELCHAIR TOILET COMPARTMENTS
ALTERNATE WHEELCHAIR TOILET
COMPARTMENT

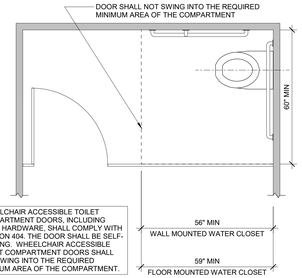

FIGURE 604.9.2.3
WHEELCHAIR TOILET COMPARTMENTS
ALTERNATE WHEELCHAIR TOILET
COMPARTMENT

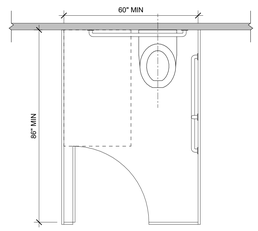

FIGURE 604.9.3(B)
WHEELCHAIR TOILET COMPARTMENT
DOORS EXCEPTION 3 - ALTERNATE
WHEELCHAIR COMPARTMENT

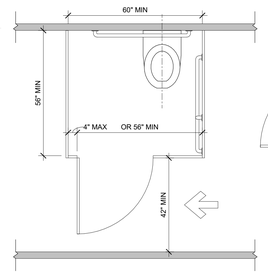

FIGURE 604.9.3.1(A)
WHEELCHAIR TOILET COMPARTMENT DOOR
OPENING LOCATION - DOOR SWINGING IN
ON FRONT WALL OF PARTITION

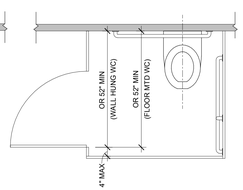

FIGURE 604.9.3.1(B)
WHEELCHAIR TOILET COMPARTMENT DOOR
OPENING LOCATION - DOOR SWINGING IN
ON SIDE WALL OR PARTITION

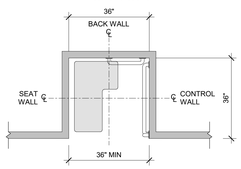

NOTE: INSIDE FINISHED DIMENSIONS MEASURED
AT THE CENTER POINTS OF OPPOSING SIDES

FIGURE 608.2.1.1
TRANSFER-TYPE SHOWER
COMPARTMENT SIZE

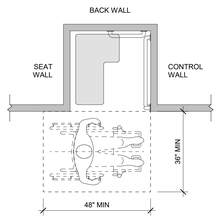

FIGURE 608.2.1.2(C)
TRANSFER-TYPE SHOWER
COMPARTMENT CLEARANCES
EXISTING BUILDINGS

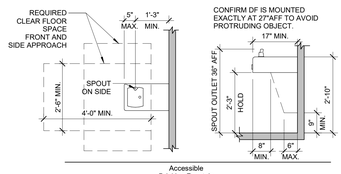

Accessible
Drinking Fountain

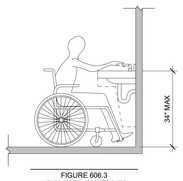

FIGURE 606.3
HEIGHT OF LAVATORIES
AND SINKS

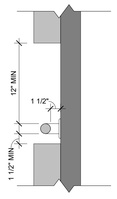

609.3 SPACING
THE SPACE BETWEEN THE WALL AND THE GRAB BAR SHALL BE 1-1/2 INCHES.

THE SPACE BETWEEN THE GRAB BAR AND PROJECTING OBJECTS BELOW AND AT THE ENDS OF THE GRAB BAR SHALL BE 1-1/2" MINIMUM.

THE SPACE BETWEEN THE GRAB BAR AND PROJECTING OBJECTS ABOVE THE GRAB BAR SHALL BE 12 INCHES MIN.

FIGURE 609.3
SPACING OF GRAB BARS

**NOTE: FOR GANG
TOILET ROOMS, USE 42"
BAR MOUNTED 12" FROM
BACK WALL

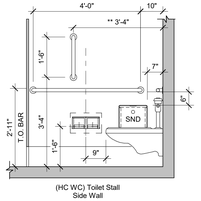

(HC WC) Toilet Stall
Side Wall

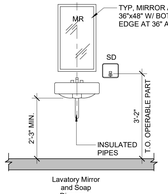

Lavatory Mirror
and Soap
Dispenser

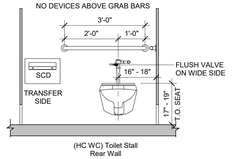

(HC WC) Toilet Stall
Rear Wall

3 TOILET STALL MOUNTING LOCATIONS

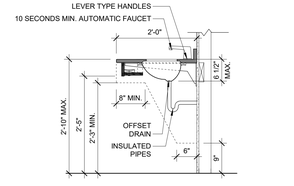

Section at
Accessible
Sink Counter

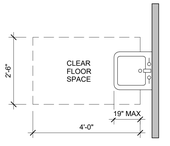

Clear Floor Space at
Lavatory

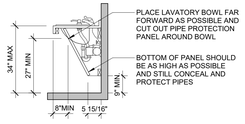

Sink Section

2 SINK CLEARANCES
1/2" = 1'-0"

2 ACCESSIBILITY - GRAB BAR DETAIL
1 1/2" = 1'-0"

1 PLUMBING ELEMENTS AND FACILITIES
1/2" = 1'-0"

RENOVATE PLANT SCIENCE BUILDING - PHASE 2

SUCF Project No. 161026-00

236 Tower Road
Ithaca, NY 14853

Cornell CALS College of Agriculture and Life Sciences

SUNY State University Construction Fund

Ellenzweig Architecture | Planning	230 Congress Street Boston, MA 02110 T 617 491-5575
Ryan Biggs Clark Davis Structural Engineers	257 Ushers Road Clifton Park, NY 12065 T 518 406-5506
Salas O'Brien Consulting & Engineering Group of NY, Inc. Mechanical Engineers	300 Trolley Blvd. Rochester, NY 14606 T 585 288-5590
Jade Stone Engineering Electrical Engineers	444 Vanduzee St. Watertown, NY 13601 T 315 836 4062
Watson Engineering Plumbing	4500 State Route 434 Apalachin, NY 13732 T 607 223-4334
DM Engineers Fire Protection Engineers	1007 Yonkers Ave Yonkers, NY 10704 T 929 333-2339
Bell & Spina Building Envelope	215 Wyoming Street S Syracuse, NY 13204 T 315 488-0377
Environ. Design & Research Historic Preservation, Landscape, Civil Engineering	217 Montgomery St, Suite 1000 Syracuse, NY 13202 T 315 471-0688
Schuler Shook Lighting Design	240 W 40th Street, 2nd Floor New York, NY 10018 T 212 439-5650
D2D Green Design Sustainability PH2	10 Hallenbeck Hill East Greenbush, NY 12061 T 518 729-2967
Shen Milsom & Wilke Acoustics, IT, AV, Security	417 Fifth Avenue New York, NY 10016 T 212 725-6800
Watts Architects & Engineers Asbestos, Haz Mat	95 Perry Street, Suite 300 Buffalo, NY 14203 T 716 206-5122
Hastings Consulting Building Code	142 Hanlon Rd Holliston, MA 01746 T 508 397-8417
Ellana Cost Consulting	32 Broadway, Suite 801 New York, NY 10004 T 212971-0936

Notes:

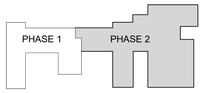

Keyplan

Job Number	31909.00
Drawing By	Author
Checked By	Checker
Filename	
Date	August 31, 2026

Revisions

PROJECT ACCESSIBILITY GUIDELINES

BID DOCUMENTS

PRE-BID 2026
Scale: As indicated

REGISTERED ARCHITECT JAMES ANGELO BONFANTI 022901-1 STATE OF NEW YORK

G1.0

10/8/2026 6:26:12 PM

Autodesk Docs://31909 SUCF Cornell Plant Science/31909_Cornell PSB_Arch_R23.rvt

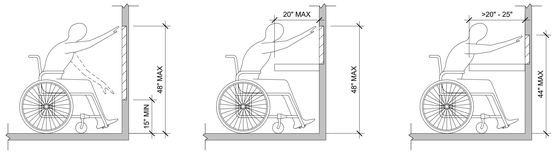

FIGURE 308.2.1
UNOBSTRUCTED FORWARD REACH

FIGURE 308.2.2
OBSTRUCTED HIGH FORWARD REACH

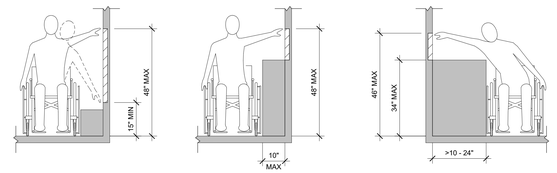

FIGURE 308.3.1
UNOBSTRUCTED SIDE REACH

FIGURE 308.3.2(A)
OBSTRUCTED HIGH SIDE REACH

FIGURE 308.3.2(B)
OBSTRUCTED HIGH SIDE REACH

10 REACH REQUIREMENTS
1/2" = 1'-0"

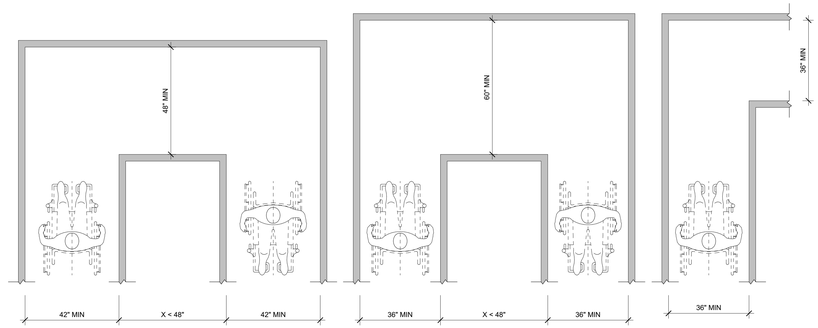

Figure 403.5.2.2(A)
Clear Width at 180-Degree Turn Existing Buildings

Figure 403.5.2.2(B)
Clear Width at 180-Degree Turn Existing Buildings

FIGURE 403.5.3.2
CLEAR WIDTH AT 90-DEGREE TURN EXISTING BUILDINGS

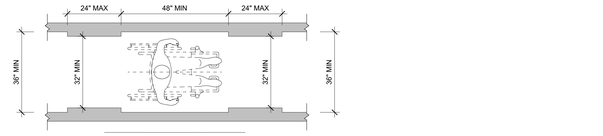

FIGURE 403.5.1(C)
CLEAR WIDTH OF AN ACCESSIBLE ROUTE - EXISTING BUILDINGS - INTERIOR

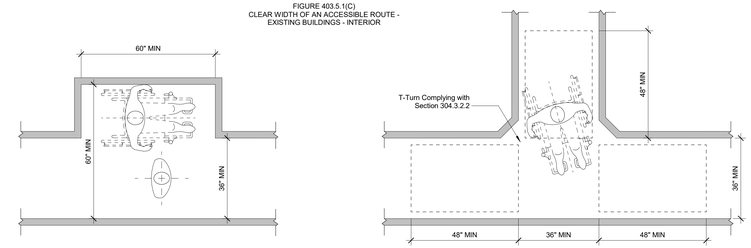

FIGURE 403.5.4.2(A)
PASSING SPACE - EXISTING BUILDINGS - 60 X 60 OPTION

FIGURE 403.5.4.2(B)
PASSING SPACE - EXISTING BUILDINGS - T-TURN OPTION

9 ACCESSIBLE ROUTES
1/2" = 1'-0"

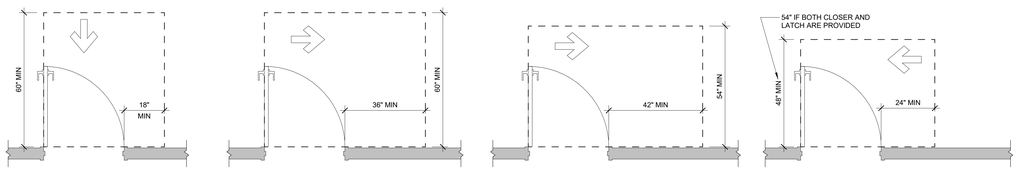

FIGURE 404.2.3.2(A)
MANEUVERING CLEARANCE AT MANUAL SWINGING DOORS FRONT APPROACH - PULL SIDE

FIGURE 404.2.3.2(D)
MANEUVERING CLEARANCE AT MANUAL SWINGING DOORS HINGE APPROACH - PULL SIDE

FIGURE 404.2.3.2(E)
MANEUVERING CLEARANCE AT MANUAL SWINGING DOORS HINGE APPROACH - PULL SIDE

FIGURE 404.2.3.2(G)
MANEUVERING CLEARANCE AT MANUAL SWINGING DOORS LATCH APPROACH - PULL SIDE

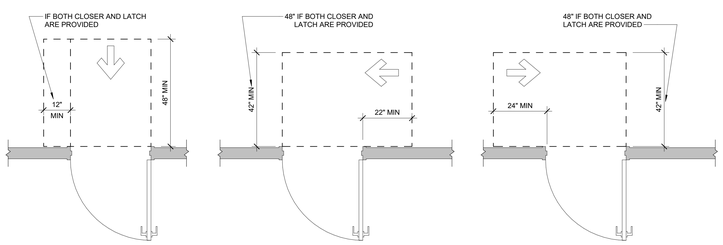

FIGURE 404.2.3.2(C)
MANEUVERING CLEARANCE AT MANUAL SWINGING DOORS FRONT APPROACH - PUSH SIDE EXISTING BUILDINGS

FIGURE 404.2.3.2(F)
MANEUVERING CLEARANCE AT MANUAL SWINGING DOORS HINGE APPROACH - PUSH SIDE

FIGURE 404.2.3.2(H)
MANEUVERING CLEARANCE AT MANUAL SWINGING DOORS LATCH APPROACH - PUSH SIDE

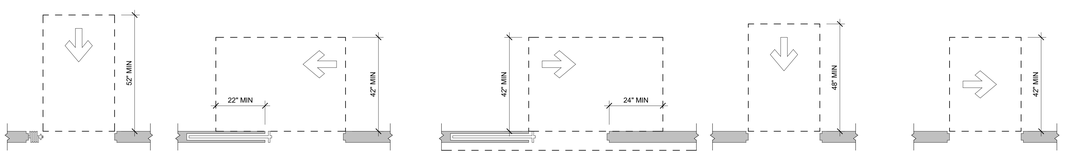

FIGURE 404.2.3.3(B)
MANEUVERING CLEARANCES AT SLIDING AND FOLDING DOORS FRONT APPROACH EXISTING BUILDINGS

FIGURE 404.2.3.3(C)
MANEUVERING CLEARANCES AT SLIDING AND FOLDING DOORS POCKET OR HINGE APPROACH

FIGURE 404.2.3.3(D)
MANEUVERING CLEARANCES AT SLIDING AND FOLDING DOORS STOP OR LATCH APPROACH

FIGURE 404.2.3.4(B)
MANEUVERING CLEARANCES FOR DOORWAYS WITHOUT DOORS OR GATES FRONT APPROACH - EXISTING BUILDINGS

FIGURE 404.2.3.4(C)
MANEUVERING CLEARANCES FOR DOORWAYS WITHOUT DOORS OR GATES SIDE APPROACH

6 MANEUVERING CLEARANCE AT MANUAL SWINGING DOORS AND GATES, SLIDING AND FOLDING DOORS, AND OPEN DOORWAYS
1/2" = 1'-0"

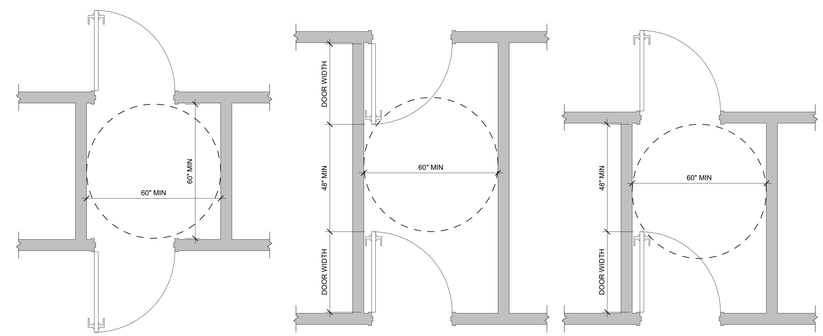

FIGURE 404.2.5(D)
TWO DOORS OR GATES IN A SERIES - EXISTING BUILDINGS

FIGURE 404.2.5(E)
TWO DOORS OR GATES IN A SERIES - EXISTING BUILDINGS

FIGURE 404.2.5(F)
TWO DOORS OR GATES IN A SERIES - EXISTING BUILDINGS

8 DOORS IN SERIES
1/2" = 1'-0"

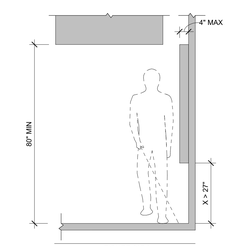

FIGURE 307.2
LIMITS OF PROTRUDING OBJECTS

7 LIMITS OF PROTRUDING OBJECTS
1/2" = 1'-0"

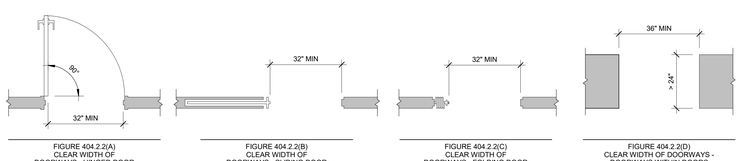

FIGURE 404.2.2(A)
CLEAR WIDTH OF DOORWAYS - HINGED DOOR

FIGURE 404.2.2(B)
CLEAR WIDTH OF DOORWAYS - SLIDING DOOR

FIGURE 404.2.2(C)
CLEAR WIDTH OF DOORWAYS - FOLDING DOOR

FIGURE 404.2.2(D)
CLEAR WIDTH OF DOORWAYS - DOORWAYS WITHIN DOORS

3 CLEAR WIDTH OF DOORWAYS
1/2" = 1'-0"

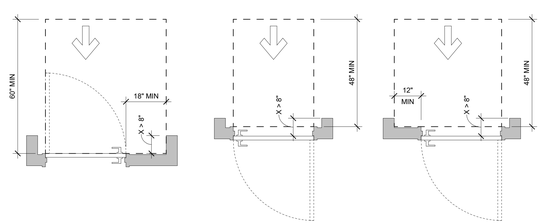

FIGURE 404.2.3.5(D)
RECESSED DOORS AND GATES - EXISTING BUILDINGS PULL SIDE

FIGURE 404.2.3.5(E)
RECESSED DOORS AND GATES - EXISTING BUILDINGS PUSH SIDE

FIGURE 404.2.3.5(F)
RECESSED DOORS AND GATES - EXISTING BUILDINGS PUSH SIDE DOOR PROVIDED WITH BLOTH CLOSER AND LATCH

2 MANEUVERING CLEARANCE AT RECESSED DOORWAYS
1/2" = 1'-0"

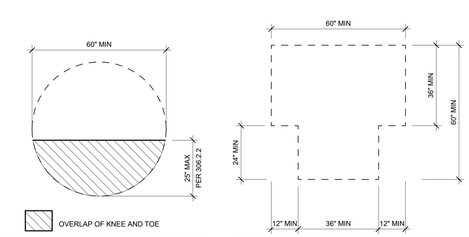

FIGURE 304.3.1.2
CIRCULAR TURNING SPACE - EXISTING BUILDINGS SIZE AND OVERLAP

FIGURE 304.3.2.2
T-SHAPED TURNING SPACE EXISTING BUILDINGS

1 WHEELCHAIR TURNING SPACE
1/2" = 1'-0"

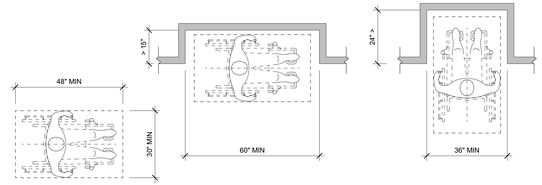

FIGURE 305.3.2
SIZE OF CLEAR FLOOR SPACE - EXISTING BUILDINGS

FIGURE 305.7.1
MANEUVERING CLEARANCE IN AN ALCOVE PARALLEL APPROACH

FIGURE 305.7.2
MANEUVERING CLEARANCE IN AN ALCOVE FORWARD APPROACH

5 CLEAR FLOOR SPACE AND MANEUVERING CLEARANCE
1/2" = 1'-0"

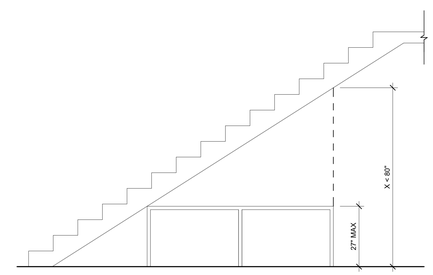

FIGURE 307.4
REDUCED VERTICAL CLEARANCE

4 REDUCED VERTICAL CLEARANCE
1/2" = 1'-0"

RENOVATE PLANT SCIENCE BUILDING - PHASE 2

SUCF Project No. 161026-00

236 Tower Road
Ithaca, NY 14853

Cornell CALS College of Agriculture and Life Sciences

SUNY State University Construction Fund

Ellenzweig Architecture | Planning	230 Congress Street Boston, MA 02110 T 617 491-5575
Ryan Biggs Clark Davis Structural Engineers	257 Ushers Road Clifton Park, NY 12065 T 518 406-5506
Salas O'Brien Consulting & Engineering Group of NY, Inc. Mechanical Engineers	300 Trolley Blvd. Rochester, NY 14606 T 585 288-5590
Jade Stone Engineering Electrical Engineers	444 Vanduzee St. Watertown, NY 13601 T 315 836 4062
Watson Engineering Plumbing	4500 State Route 434 Apalachin, NY 13732 T 607 223-4334
DM Engineers Fire Protection Engineers	1007 Yonkers Ave Yonkers, NY 10704 T 929 333-2339
Bell & Spina Building Envelope	215 Wyoming Street S Syracuse, NY 13204 T 315 488-0377
Environ. Design & Research Historic Preservation, Landscape, Civil Engineering	217 Montgomery St, Suite 1000 Syracuse, NY 13202 T 315 471-0688
Schuler Shook Lighting Design	240 W 40th Street, 2nd Floor New York, NY 10018 T 212 439-5650
D2D Green Design Sustainability PH2	10 Hallenbeck Hill East Greenbush, NY 12061 T 518 729-2967
Shen Milsom & Wilke Acoustics, IT, AV, Security	417 Fifth Avenue New York, NY 10016 T 212 725-6800
Watts Architects & Engineers Asbestos, Haz Mat	95 Perry Street, Suite 300 Buffalo, NY 14203 T 716 206-5122
Hastings Consulting Building Code	142 Hanlon Rd Holliston, MA 01746 T 508 397-8417
Ellana Cost Consulting	32 Broadway, Suite 801 New York, NY 10004 T 212971-0936

Notes:

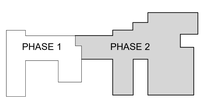

Keyplan

Job Number	31909.00
Drawing By	MB
Checked By	AT
Filename	
Date	August 31, 2026

Revisions

PROJECT ACCESSIBILITY GUIDELINES CONT.

BID DOCUMENTS
Scale: 1/2" = 1'-0"

REGISTERED ARCHITECT JAMES VINCENT BIGGS 022901-1 STATE OF NEW YORK

G1.1

2024 Ellenzweig ©

10/8/2026 6:26:18 PM
Autodesk Docs://31909 SUCF Cornell Plant Sciences/31909_Cornell PSB_Arch_R23.rvt

RENOVATE PLANT SCIENCE BUILDING - PHASE 2

SUCF Project No. 161026-00

236 Tower Road
Ithaca, NY 14853

Cornell CALS College of Agriculture and Life Sciences

SUNY State University Construction Fund

Ellenzweig Architecture | Planning	230 Congress Street Boston, MA 02110 T 617 491-5575
Ryan Biggs Clark Davis Structural Engineers	257 Ushers Road Clifton Park, NY 12065 T 518 406-5506
Salas O'Brien Consulting & Engineering Group of NY, Inc. Mechanical Engineers	300 Trolley Blvd. Rochester, NY 14606 T 585 288-5590
Jade Stone Engineering Electrical Engineers	444 Vanduzee St. Watertown, NY 13601 T 315 836 4062
Watson Engineering Plumbing	4500 State Route 434 Apalachin, NY 13732 T 607 223-4334
DM Engineers Fire Protection Engineers	1007 Yonkers Ave Yonkers, NY 10704 T 929 333-2339
Bell & Spina Building Envelope	215 Wyoming Street S Syracuse, NY 13204 T 315 488-0377
Environ. Design & Research Historic Preservation, Landscape, Civil Engineering	217 Montgomery St, Suite 1000 Syracuse, NY 13202 T 315 471-0688
Schuler Shook Lighting Design	240 W 40th Street, 2nd Floor New York, NY 10018 T 212 439-5650
D2D Green Design Sustainability PH2	10 Hallenbeck Hill East Greenbush, NY 12061 T 518 729-2967
Shen Milsom & Wilke Acoustics, IT, AV, Security	417 Fifth Avenue New York, NY 10016 T 212 725-6800
Watts Architects & Engineers Asbestos, Haz Mat	95 Perry Street, Suite 300 Buffalo, NY 14203 T 716 206-5122
Hastings Consulting Building Code	142 Hanlon Rd Holliston, MA 01746 T 508 397-8417
Ellana Cost Consulting	32 Broadway, Suite 801 New York, NY 10004 T 212971-0936

Notes:

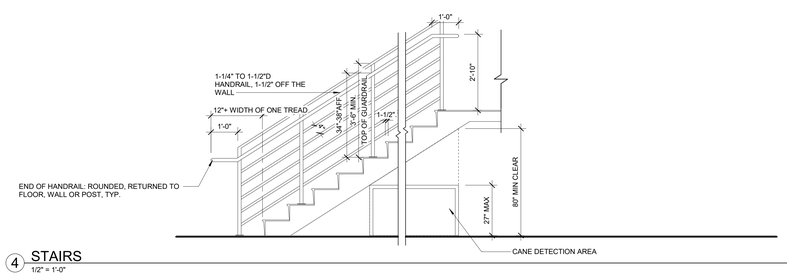

4 STAIRS
1/2" = 1'-0"

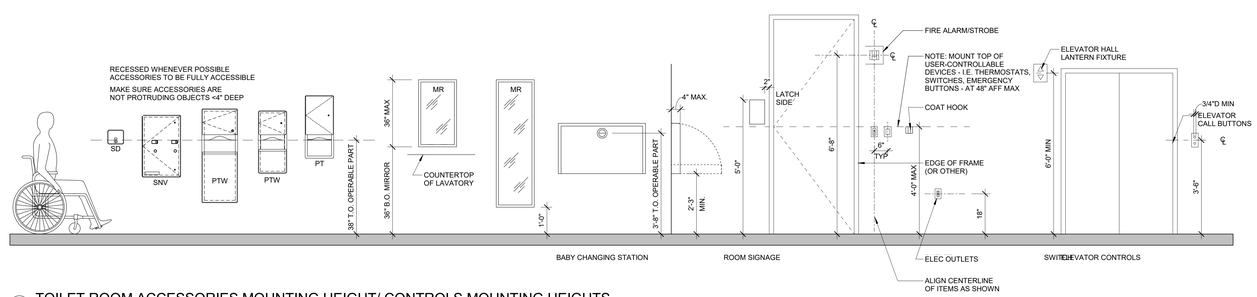

5 TOILET ROOM ACCESSORIES MOUNTING HEIGHT/ CONTROLS MOUNTING HEIGHTS
1/2" = 1'-0"

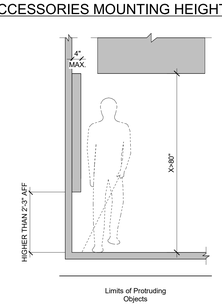

7 LIMITS OF PROTRUDING OBJECTS
1/2" = 1'-0"

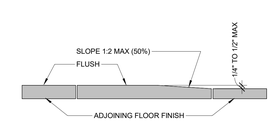

8 THRESHOLD DETAIL
6" = 1'-0"

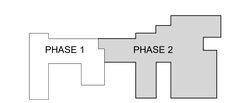

Keyplan

Job Number	31909.00
Drawing By	EC
Checked By	AT
Filename	
Date	August 31, 2026

Revisions

PROJECT ACCESSIBILITY GUIDELINES - PHASE 2

REGISTERED ARCHITECT ANGELA VINCENT ROSSI 022901-1 STATE OF NEW YORK

BID DOCUMENTS
Scale: 1/2" = 1'-0"

G1.2

2024 Ellenzweig ©

Autodesk Docs://31909 SUCF Cornell Plant Sciences/31909_Cornell PSB_Arch_R23.rvt 10/8/2026 6:26:23 PM

PLUMBING CODE FIXTURE CALCULATION - OCCUPANCY FOLLOWING PHASE 2 CONSTRUCTION						
FLOOR LEVEL	WATER CLOSETS		URINALS	LAVATORIES		DRINKING FOUNTAINS
	MALE	FEMALE	MALE	MALE	FEMALE	
GROUND	1.77 (2)	3.53 (4)	1.77 (2)	2.58 (3)	2.58 (3)	2.53 (3)
FIRST	2.16 (3)	5.29 (6)	1.92 (2)	3.24 (4)	3.24 (4)	3.20 (4)
SECOND	1.88 (2)	5.20 (6)	1.97 (2)	2.97 (3)	2.97 (3)	2.58 (3)
THIRD	1.69 (2)	2.78 (3)	1.69 (2)	2.48 (3)	2.48 (3)	2.38 (3)
FOURTH	1.05 (2)	2.09 (3)	1.13 (2)	1.68 (2)	1.68 (2)	1.09 (2)
TOTAL BY FLOOR	11	22	10	15	15	15

PLUMBING FIXTURE DISTRIBUTION FOLLOWING PHASE 2 CONSTRUCTION - WITH VARIANCES SHOWN										
FLOOR LEVEL	WATER CLOSETS			URINALS	LAVATORIES			SHOWERS	DRINKING FOUNTAINS	SERVICE SINK
	MALE	FEMALE	UNISEX	MALE	MALE	FEMALE	UNISEX			
GROUND	1 (1 ADA) (-1)	3 (1 ADA) (-1)	2 (1 ADA)	2 (1 ADA)	2 (-1)	2 (-1)	2	1	4 (+1)	1
FIRST	2 (1 ADA) (-1)	4 (1 ADA) (-2)	2 (1 ADA)	2 (1 ADA)	3 (-1)	3 (-1)	2	0	4	1
SECOND	2 (1 ADA)	4 (1 ADA) (-2)	2 (1 ADA)	2 (1 ADA)	3	3	2	0	4 (+1)	1
THIRD	2 (1 ADA)	4 (1 ADA)	2 (1 ADA)	2 (1 ADA)	3	3	2	0	4 (+1)	1
FOURTH	1 (1 ADA) (-1)	2 (1 ADA) (-1)	1 (1 ADA)	1 (1 ADA)	2	2	1	0	2	1
TOTAL FIXTURE COUNT	8 (-3)	17 (-5)	9	9	13 (-2)	13 (-2)	9	1	18 (+3)	5

GENERAL NOTE: (-#) DESIGNATES A SHORTAGE AND (+#) DESIGNATES A SURPLUS. (# ADA) INDICATES ACCESSIBLE WC. (#M) AND (#W) INDICATES WHETHER SHOWER IS IN MEN'S OR WOMEN'S ROOM. AN EXISTING GENDER-NEUTRAL NON-ACCESSIBLE TOILET ROOM IN THE LOADING DOCK AREA IS NOT INCLUDED IN THIS COUNT.

OCCUPANT LOAD FACTOR - END OF PHASE 2				T	G	1	2	3	4
USE	FUNCTION OF SPACE	PROGRAM	FLOOR AREA PER OCCUPANT (SF/OCC)						
A-3	CONCENTRATED ASSEMBLY (CHAIRS ONLY, NOT FIXED)	-EVENT SPACE	7 NET			192			
	ASSEMBLY WITH FIXED SEATS	- LECTURE HALL	ACTUAL SEATS				284		
B	EDUCATIONAL: VOCATIONAL	- WET TEACHING LABS	50 NET OR PER 2025 BCNYS 1004.5.1		32	60	26		
	EDUCATIONAL: CLASSROOM	- GENERAL ASSIGNMENT CLASSROOM - DRY TEACHING LABS	20 NET			62		46	
	BUSINESS	- OFFICES - SUPPORT & PREP ROOMS - GRADUATE WRITE-UP GROUP - MEETING ROOMS - CIRCULATION	150 GROSS		166	145	146	176	86
	BUSINESS: CONCENTRATED	- LARGE MEETING ROOM	50 GROSS		15			14	18
	ACCESSORY	- MECHANICAL SPACE - STORAGE ROOM	300 GROSS	12	28	15	6	2	4
TOTAL				12	241	474	486	238	109

BUILDING INFORMATION

Introduction

This project consists of an alteration and renovation of an existing five-story academic, office, and laboratory building consisting of offices, classrooms, conference rooms, an assembly space, and laboratories for use by Cornell University.

Applicable Codes

All renovations and additions will comply with all Codes required by New York State:

2025 Existing Building Code of New York State (2025 EBCNYS)
2025 Building Code of New York State (2025 BCNYS)
2025 Mechanical Code of New York State (2025 MCNYS)
2025 Fire Code of New York State (2025 FCNYS)
2025 Plumbing Code of New York State (2025 PCNYS)
2025 Fuel Gas Code of New York State (2025 FGCNYS)
2023 Electrical Code of New York State & 2023 National Electrical Code (NFPA 70)
2025 Energy Conservation Construction Code of New York State (2025 ECCCNYS)
2025 NYS Energy Standard for Sites and Buildings Except Low-Rise Residential Buildings (2025 NYS ASHRAE 90.1), based on ASHRAE 90.1-2022
ANSI A-17.1, Safety Code for Elevators and Escalators
Building Code of New York State Chapter 11, ANSI A117.1-2017/ADA 2010 for accessibility
2025 Property Maintenance Code of New York State (PMCNYS)

Building Summary

Use Groups

This building is classified as a Use Group A-3 and B Occupancy

Occupancy	Floor Level	Use Group
Offices	GD, 01, 02, 03, 04	B-Business
Classrooms	01, 02, 03	B-Business
Conference Rooms	GD, 01, 02, 03, 04	B-Business
Assembly Space	01, 02/03	A-3 Assembly
Teaching Laboratory	GD, 01, 02	B-Business
Research Laboratory	GD, 01, 02, 03	B-Business

1. All floors will be a renovation of a structure older than 50 years and therefore eligible to be nominated for historic significance.
2. Note that this is an Alteration Level 3 project per the Existing Building Code.

Building Height, Area, Construction Type

The renovated building will maintain existing building height of 60' – 6" .
The building construction is TYPE IB

Planned Maximum Area Per Floor (Existing) = 40,348 sf
Planned Maximum Building Area (Existing) = 164,516 sf

Fire Rating of New Construction

NEW BUILDING ELEMENT	FIRE RATING
Structural Frame Enclosure	2HR
Floor Slab	2HR
Roof	1HR
Exterior non-bearing walls	1HR
Interior non-bearing walls	0
Vertical Shafts, rated construction	2HR
Vertical circulation shaft, rated construction	2HR

Interior decorative materials and trim: NFPA 701-2023.

Structure
For Special Inspections and Structural Testing, see specification section 01 45 33 and S-series drawings. For seismic and wind information, see S-series drawings.

Energy Modeling
Compliance per ASHRAE 90.1-2022 in conformance with 2025 Energy Conservation Construction Code of NYS, using TMY3 weather file for Binghamton, NY.

Fire Protection
The work areas are to be equipped throughout with an approved automatic sprinkler system per Section 903.3.1.1. Upon completion of this project, the building is to be fully sprinklered.

Plumbing
Upon completion of this project the toilet counts will meet the code requried counts as shown in the tables on sheet G2.0.

Lab Suites
New work is to comply with all requirements for Control Areas, for Laboratory Suites, Section 428: Higher Education Laboratories, and for 2025 Fire Code of NYS, Chapter 38: Higher Education Laboratories including Tables 3804.1.1 and 3806.2.1. The building will use these spaces as lab suites at the completion of construction.

Per Table 428.3, a 1-hour vertical fire separation between Lab Suites and other space types is allowed at floor levels 4-6 above grade (Floors 3 and 4 at the Plant Science Building). Per NYS FC 2025 Table 3806.2.1 (regarding existing sprinklered laboratories) note c, vertical fire barriers separating control areas from other spaces on the same floor are permitted to be 1-hour-fire-resistance rated.

2025 NYS BC 428.3 / NYS FC TABLE 3804.1.1 DESIGN AND NUMBER OF LABORATORY SUITES PER FLR					
FLOOR LEVEL			PERCENTAGE OF MAX. ALLOWABLE QUANTITY PER LAB SUITE[a]	# LAB SUITES PER FLOOR	FIRE-RESISTANCE RATING FOR FIRE BARRIERS IN HRS[b]
STORY ABOVE GRADE PLANE	5	FOURTH FLR	75	4	1
	4	THIRD FLR	75	4	1
	3	SECOND FLR	100	4	1
	2	FIRST FLR	100	6	1
	1	GROUND FLR	100	6	1

a. Percentages shall be of the maximum allowable quantity per control area shown in NYSBC Tables 307.1(1) and 307.1(2) / NYSFC Table 5003.1.1(1) and Table 5003.1.1(2), with all increases allowed in the footnotes to those tables.
b. Fire barriers shall include walls, floors and ceilings necessary to provide separation from other portions of the building.
c. Vertical fire barriers separating laboratory suites from other spaces on the same floor shall be permitted to be 1-hour fire-resistance rated.

NYS FC 2025 - TABLE 3806.2.1 DESIGN AND NUMBER OF CONTROL AREAS IN EXIST SPRINKL'D LABS					
FLOOR LEVEL			PERCENTAGE OF MAX. ALLOWABLE QUANTITY PER LAB SUITE[a]	# CONTROL AREAS PER FLOOR	FIRE-RESISTANCE RATING FOR FIRE BARRIERS IN HRS[b, d]
STORY ABOVE GRADE PLANE	5	FOURTH FLR	50	2	2[c]
	4	THIRD FLR	50	2	2[c]
	3	SECOND FLR	75	3	1
	2	FIRST FLR	100	4	1
	1	GROUND FLR	100	4	1

a. Percentages shall be of the maximum allowable quantity per control area shown in Table 5003.1.1(1) and Table 5003.1.1(2), with all increases allowed in the footnotes to those tables.
b. Fire barriers shall include walls, floors and ceilings necessary to provide separation from other portions of the building.
c. Vertical fire barriers separating control areas from other spaces on the same floor are permitted to be 1-hour fire-resistance rated.
d. See Section 414.2.4 of the Building Code of New York State for additional requirements.

RENOVATE PLANT SCIENCE BUILDING - PHASE 2
SUCF Project No. 161026-00

236 Tower Road
Ithaca, NY 14853

Cornell CALS College of Agriculture and Life Sciences
SUNY State University Construction Fund

Ellenzweig Architecture | Planning — 230 Congress Street, Boston, MA 02110, T 617 491-5575
Ryan Biggs Clark Davis Structural Engineers — 257 Ushers Road, Clifton Park, NY 12065, T 518 406-5506
Salas O'Brien Consulting & Engineering Group of NY, Inc. Mechanical Engineers — 300 Trolley Blvd., Rochester, NY 14606, T 585 288-5590
Jade Stone Engineering Electrical Engineers — 444 Vanduzee St., Watertown, NY 13601, T 315 836 4062
Watson Engineering Plumbing — 4500 State Route 434, Apalachin, NY 13732, T 607 223-4334
DM Engineers Fire Protection Engineers — 1007 Yonkers Ave, Yonkers, NY 10704, T 929 333-2339
Bell & Spina Building Envelope — 215 Wyoming Street S, Syracuse, NY 13204, T 315 488-0377
Environ. Design & Research Historic Preservation, Landscape, Civil Engineering — 217 Montgomery St, Suite 1000, Syracuse, NY 13202, T 315 471-0688
Schuler Shook Lighting Design — 240 W 40th Street, 2nd Floor, New York, NY 10018, T 212 439-5650
D2D Green Design Sustainability PH2 — 10 Hallenbeck Hill, East Greenbush, NY 12061, T 518 729-2967
Shen Milsom & Wilke Acoustics, IT, AV, Security — 417 Fifth Avenue, New York, NY 10016, T 212 725-6800
Watts Architects & Engineers Asbestos, Haz Mat — 95 Perry Street, Suite 300, Buffalo, NY 14203, T 716 206-5122
Hastings Consulting Building Code — 142 Hanlon Rd, Holliston, MA 01746, T 508 397-8417
Ellana Cost Consulting — 32 Broadway, Suite 801, New York, NY 10004, T 212971-0936

Notes:

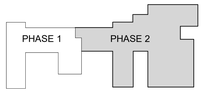

Keyplan

Job Number 31909.00
Drawing By Author
Checked By Checker
Filename
Date August 31, 2026

Revisions

BUILDING CODE SUMMARY

BID DOCUMENTS
Scale: 1/4" = 1'-0"

G2.0

2024 Ellenzweig ©

11/8/2026 6:26:39 PM
Autodesk Docs://31909 SUCF Cornell Plant Science/31909_Cornell PSB_Arch_R23.rvt

LEGEND

- A-3 ASSEMBLY
- B VOCATIONAL
- B CLASSROOM
- B BUSINESS
- B BUSINESS - CONCENTRATED USE
- B ACCESSORY (MECHANICAL / STORAGE)
- N.I.C.
- UNOCCUPIED

- F.E.C. FIRE EXTINGUISHER
- ETR FEC EXISTING-TO-REMAIN FIRE EXTINGUISHER
- EYEWASH STATION - SEE A10 SERIES
- A.E.D. AUTOMATED EXTERNAL DEFIBRILLATOR
- EP INTERIOR EMERGENCY PHONE - SEE A8 SERIES
- 1-HOUR RATED FIRE BARRIER
- 2-HOUR RATED FIRE BARRIER
- EGRESS PATH
- ACCESSIBLE ROUTE
- NON-ACCESSIBLE ROUTE

EXIT CAPACITY GROUND FLOOR (BCNYS 2025) - Phase 2

EXIT	STAIR WIDTH	STAIR EXIT ALLOWANCE (IN/PERSON)	STAIR CAPACITY (PERSONS)	CLEAR DOOR WIDTH	DOOR EXIT ALLOWANCE (IN/PERSON)	DOOR CAPACITY (PERSONS)	EXIT CAPACITY (PERSONS)
STAIR 1	44"	0.3	146	57.5"	0.2	287	146
STAIR 4	57"	0.3	190	33.5"	0.2	167	167
STAIR 5	57"	0.3	190	34.5"	0.2	172	172
STAIR 6	42"	0.3	140	37.5"	0.2	187	140
STAIR 7	44"	0.3	146	37.5"	0.2	187	146
EXIT 1				39.5"	0.2	197	197
EXIT 3				33.5"	0.2	160	160
EXIT 4				66"	0.2	330	330
EXIT 5				38"	0.2	190	190
EXIT 6				33.5"	0.2	167	167
EXIT 7				33.5"	0.2	167	167
TOTAL							1,982

OCCUPANT LOAD GROUND FLOOR

USE	FUNCTION OF SPACE	FLOOR AREA (SF)	FLOOR AREA PER OCCUPANT (SF/OCC)	OCCUPANT LOAD
B	BUSINESS	24,767	150 GROSS	166
	CONCENTRATED BUSINESS	739	50 GROSS	15
	ACCESSORY	8,191	300 GROSS	28
	VOCATIONAL	1,578	50 NET	32
GROUND FLOOR TOTAL				35,275 SF // 241 OCCUPANTS

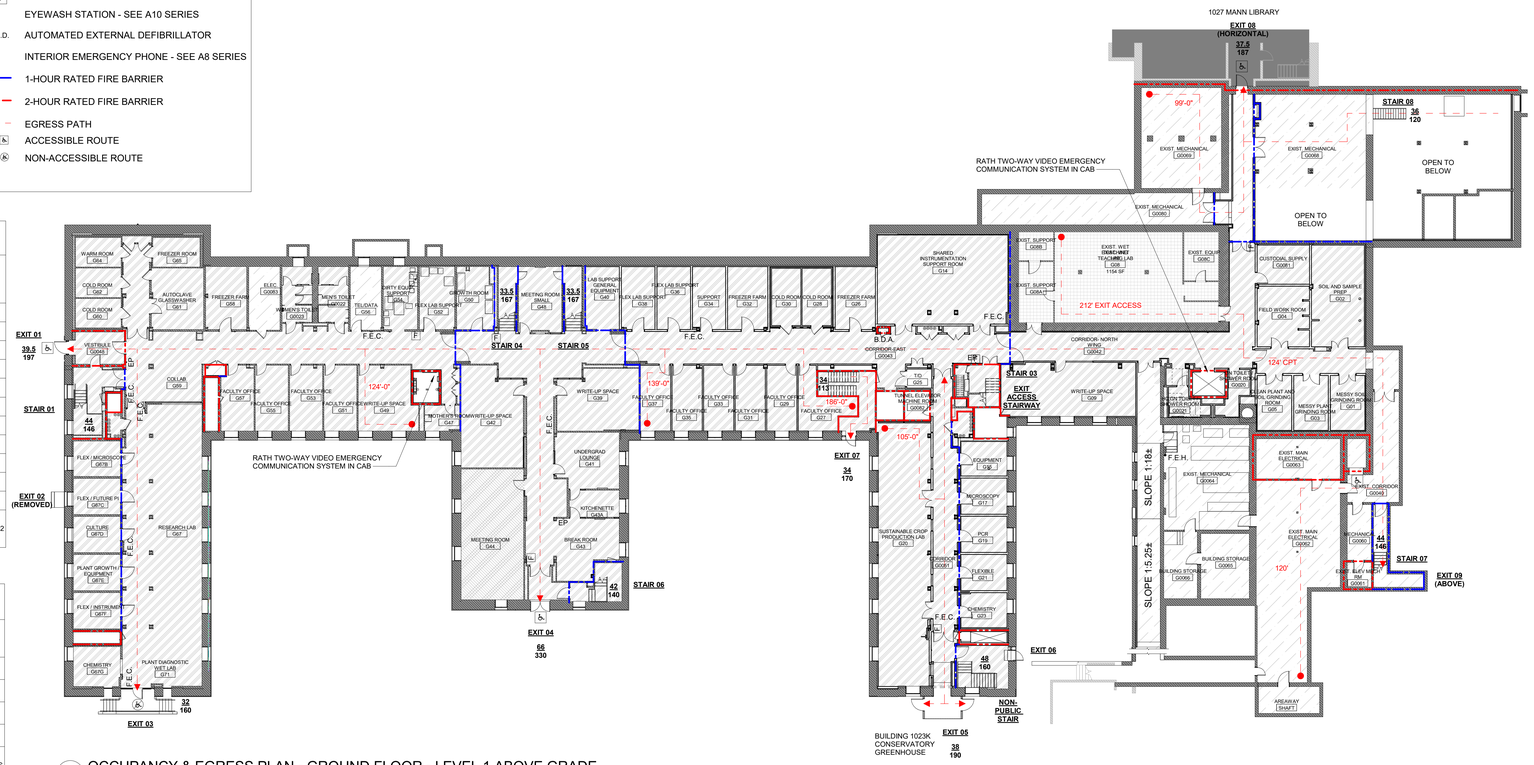

2 OCCUPANCY & EGRESS PLAN - GROUND FLOOR - LEVEL 1 ABOVE GRADE
1/16" = 1'-0"

OCCUPANT LOAD TUNNEL

USE	FUNCTION OF SPACE	FLOOR AREA	FLOOR AREA PER OCCUPANT (SF/OCC)	OCCUPANT LOAD
B	ACCESSORY	3,345	300 GROSS	12
UNOCCUPIED	STEAM TUNNEL	5,722	0	0
TUNNEL TOTAL				9,067 SF // 12 OCCUPANTS

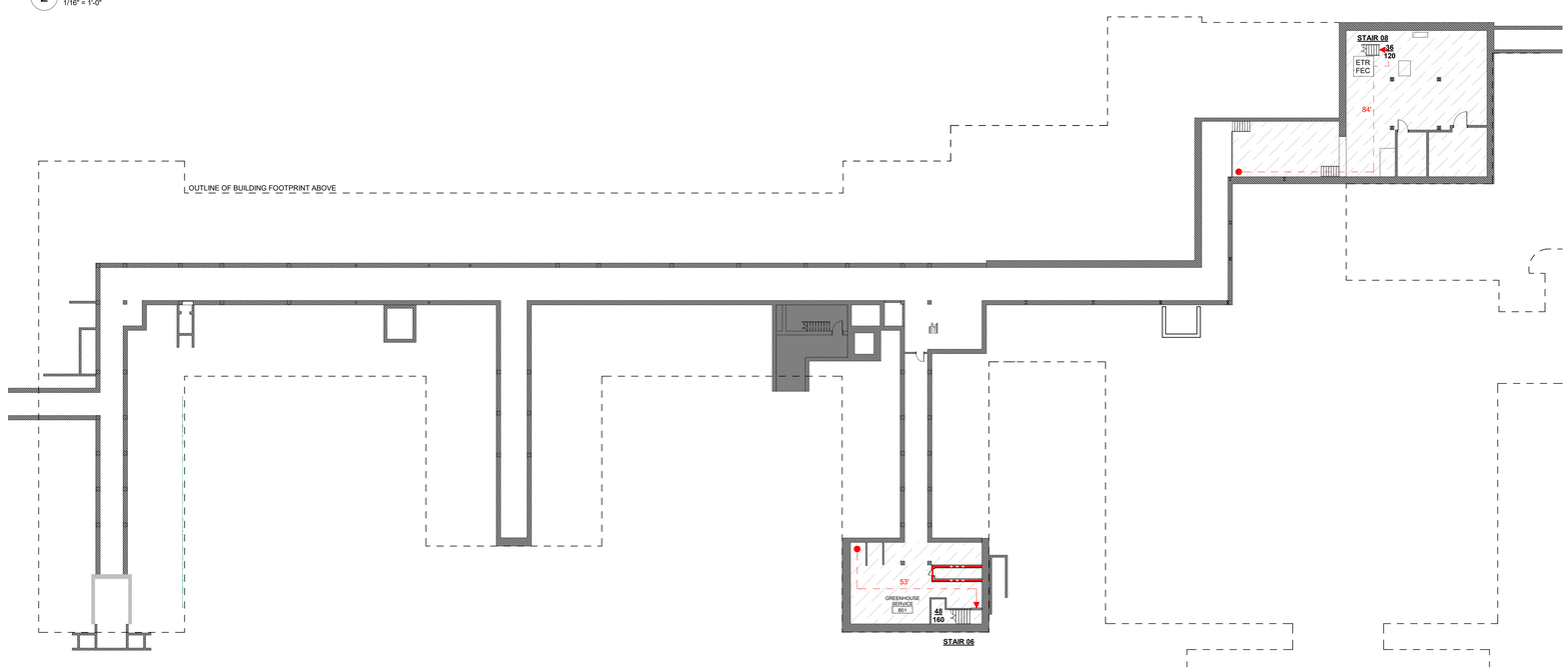

1 OCCUPANCY & EGRESS PLAN - UTILITY TUNNEL - LEVEL 1 BELOW GRADE
1/16" = 1'-0"

10/13/2025 1:34:36 PM

Autodesk Docs://31909 SUCF Cornell Plant Science/31909_Cornell PSB_Arch_R23.rvt

RENOVATE PLANT SCIENCE BUILDING - PHASE 2
SUCF Project No. 161026-00

236 Tower Road
Ithaca, NY 14853

Cornell CALS College of Agriculture and Life Sciences

SUNY State University Construction Fund

Ellenzweig Architecture | Planning — 230 Congress Street, Boston, MA 02110, T 617 491-5575

Ryan Biggs Clark Davis Structural Engineers — 257 Ushers Road, Clifton Park, NY 12065, T 518 406-5506

Salas O'Brien Consulting & Engineering Group of NY, Inc. Mechanical Engineers — 300 Trolley Blvd., Rochester, NY 14606, T 585 288-5590

Jade Stone Engineering Electrical Engineers — 444 Vanduzee St., Watertown, NY 13601, T 315 836 4062

Watson Engineering Plumbing — 4500 State Route 434, Apalachin, NY 13732, T 607 223-4334

DM Engineers Fire Protection Engineers — 1007 Yonkers Ave, Yonkers, NY 10704, T 929 333-2339

Bell & Spina Building Envelope — 215 Wyoming Street S, Syracuse, NY 13204, T 315 488-0377

Environ. Design & Research Historic Preservation, Landscape, Civil Engineering — 217 Montgomery St, Suite 1000, Syracuse, NY 13202, T 315 471-0688

Schuler Shook Lighting Design — 240 W 40th Street, 2nd Floor, New York, NY 10018, T 212 439-5650

D2D Green Design Sustainability PH2 — 10 Hallenbeck Hill, East Greenbush, NY 12061, T 518 729-2967

Shen Milsom & Wilke Acoustics, IT, AV, Security — 417 Fifth Avenue, New York, NY 10016, T 212 725-6800

Watts Architects & Engineers Asbestos, Haz Mat — 95 Perry Street, Suite 300, Buffalo, NY 14203, T 716 206-5122

Hastings Consulting Building Code — 142 Hanlon Rd, Holliston, MA 01746, T 508 397-8417

Ellana Cost Consulting — 32 Broadway, Suite 801, New York, NY 10004, T 212971-0936

Notes:

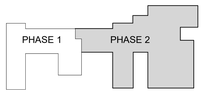

Keyplan

Job Number 31909.00
Drawing By Author
Checked By Checker
Filename
Date August 31, 2026

Revisions

OCCUPANCY & EGRESS PLAN - TUNNEL & GROUND LEVEL

BID DOCUMENTS
Scale: As indicated

REGISTERED ARCHITECT JAMES VINCENT SCHUYLER 022901-1 STATE OF NEW YORK

G3.0

2024 Ellenzweig ©

LEGEND

- A-3 ASSEMBLY
- B VOCATIONAL
- B CLASSROOM
- B BUSINESS
- B BUSINESS - CONCENTRATED USE
- B ACCESSORY (MECHANICAL / STORAGE)
- N.I.C.
- UNOCCUPIED

- F.E.C. FIRE EXTINGUISHER
- ETR FEC EXISTING-TO-REMAIN FIRE EXTINGUISHER
- EYEWASH STATION - SEE A10 SERIES
- A.E.D. AUTOMATED EXTERNAL DEFIBRILLATOR
- EP INTERIOR EMERGENCY PHONE - SEE A8 SERIES
- 1-HOUR RATED FIRE BARRIER
- 2-HOUR RATED FIRE BARRIER
- EGRESS PATH
- ACCESSIBLE ROUTE
- NON-ACCESSIBLE ROUTE

EXIT CAPACITY SECOND FLOOR (BCNYS 2025) - Phase 2							
EXIT	STAIR WIDTH	STAIR EXIT ALLOWANCE (IN/PERSON)	STAIR CAPACITY (PERSONS)	CLEAR DOOR WIDTH	DOOR EXIT ALLOWANCE (IN/PERSON)	DOOR CAPACITY (PERSONS)	EXIT CAPACITY (PERSONS)
STAIR 1	44"	0.3	146	57.5"	0.2	287	146
STAIR 2	44"	0.3	146	33.5"	0.2	167	146
STAIR 4	32"	0.3	106				106
STAIR 5	32"	0.3	106				106
STAIR 6	42"	0.3	140				140
EXIT 1				33.5"	0.2	167	167
TOTAL	811						

OCCUPANT LOAD SECOND FLOOR				
USE	FUNCTION OF SPACE	FLOOR AREA (SF)	FLOOR AREA PER OCCUPANT (SF/OCC)	OCCUPANT LOAD
A-3	ASSEMBLY WITH FIXED SEATS	N A (2,672)	FIXED SEAT COUNT + INSTRUCTOR	284
B	VOCATIONAL	2,305	50 NET	26 ACTUAL + 24 CALCULATED = 50
	BUSINESS	21,863	150 GROSS	146
	ACCESSORY	1,790	300 GROSS	6
SECOND FLOOR TOTAL		28,630 SF // 486 OCCUPANTS		

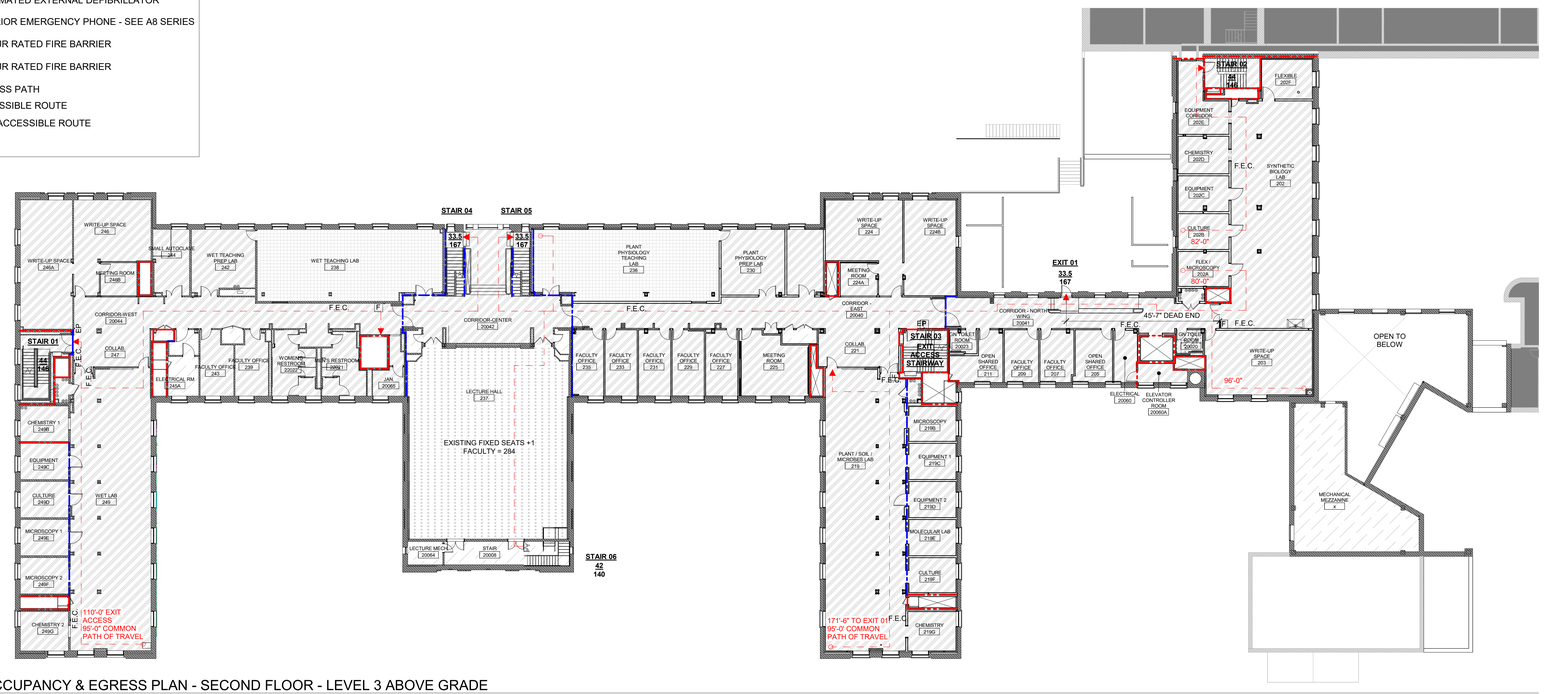

2 OCCUPANCY & EGRESS PLAN - SECOND FLOOR - LEVEL 3 ABOVE GRADE
1/16" = 1'-0"

EXIT CAPACITY FIRST FLOOR (BCNYS 2025) - Phase 2							
EXIT	STAIR WIDTH	STAIR EXIT ALLOWANCE (IN/PERSON)	STAIR CAPACITY (PERSONS)	CLEAR DOOR WIDTH	DOOR EXIT ALLOWANCE (IN/PERSON)	DOOR CAPACITY (PERSONS)	EXIT CAPACITY (PERSONS)
STAIR 1	44"	0.3	146	57.5"	0.2	287	146
STAIR 2	44"	0.3	146	33.5"	0.2	167	146
STAIR 4	57"	0.3	190	63"	0.2	315	190
STAIR 5	57"	0.3	190	63"	0.2	315	190
STAIR 6	42"	0.3	140	32"	0.2	160	140
STAIR 7	44"	0.3	146	37.5"	0.2	187	146
STAIR 8	136"	0.3	453	63"	0.2	315	315
EXIT 1				68"	0.2	340	340
EXIT 2				56"	0.2	280	280
EXIT 3				56"	0.2	280	280
EXIT 4				56.5"	0.2	26	262
EXIT 5				40	0.2	200	200
EXIT 6				68.5"	0.2	342	342
EXIT 7				40"	0.2	200	146
TOTAL	3,123						

OCCUPANT LOAD FIRST FLOOR				
USE	FUNCTION OF SPACE	FLOOR AREA (SF)	FLOOR AREA PER OCCUPANT (SF/OCC)	OCCUPANT LOAD
A-3	CONCENTRATED ASSEMBLY	1,341	7 NET	192
BUSINESS	CLASSROOM	1,206	20 NET	62
	BUSINESS	21,833	150 GROSS	145
	VOCATIONAL	2,944	50 NET	60
	ACCESSORY	4,227	300 GROSS	15
FIRST FLOOR TOTAL		31,528 SF // 474 OCCUPANTS		

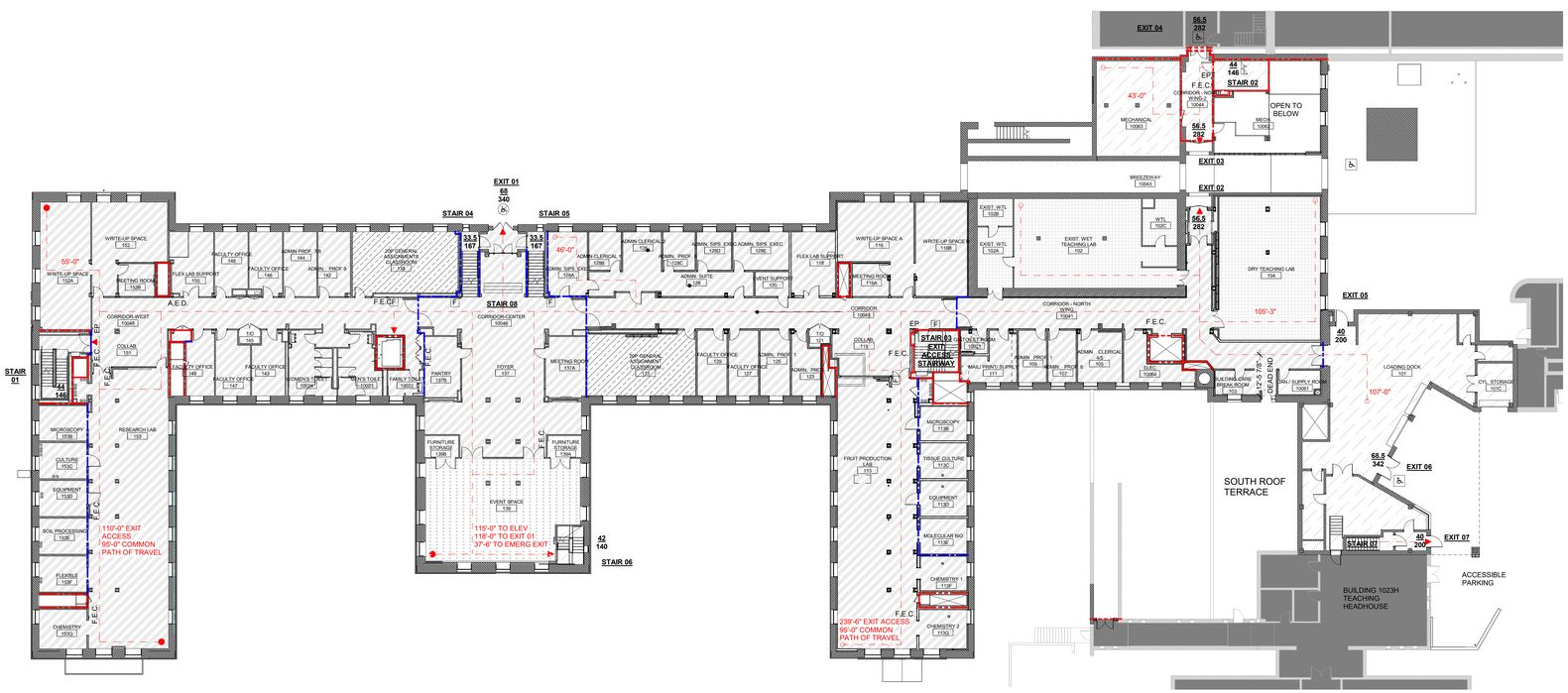

1 OCCUPANCY & EGRESS PLAN - FIRST FLOOR - LEVEL 2 ABOVE GRADE
1/16" = 1'-0"

RENOVATE PLANT SCIENCE BUILDING - PHASE 2

SUCF Project No. 161026-00

236 Tower Road
Ithaca, NY 14853

Cornell CALS College of Agriculture and Life Sciences

SUNY State University Construction Fund

Ellenzweig Architecture | Planning	230 Congress Street Boston, MA 02110 T 617 491-5575
Ryan Biggs Clark Davis Structural Engineers	257 Ushers Road Clifton Park, NY 12065 T 518 406-5506
Salas O'Brien Consulting & Engineering Group of NY, Inc. Mechanical Engineers	300 Trolley Blvd. Rochester, NY 14606 T 585 288-5590
Jade Stone Engineering Electrical Engineers	444 Vanduzee St. Watertown, NY 13601 T 315 836 4062
Watson Engineering Plumbing	4500 State Route 434 Apalachin, NY 13732 T 607 223-4334
DM Engineers Fire Protection Engineers	1007 Yonkers Ave Yonkers, NY 10704 T 929 333-2339
Bell & Spina Building Envelope	215 Wyoming Street S Syracuse, NY 13204 T 315 488-0377
Environ. Design & Research Historic Preservation, Landscape, Civil Engineering	217 Montgomery St, Suite 1000 Syracuse, NY 13202 T 315 471-0688
Schuler Shook Lighting Design	240 W 40th Street, 2nd Floor New York, NY 10018 T 212 439-5650
D2D Green Design Sustainability PH2	10 Hallenbeck Hill East Greenbush, NY 12061 T 518 729-2967
Shen Milsom & Wilke Acoustics, IT, AV, Security	417 Fifth Avenue New York, NY 10016 T 212 725-6800
Watts Architects & Engineers Asbestos, Haz Mat	95 Perry Street, Suite 300 Buffalo, NY 14203 T 716 206-5122
Hastings Consulting Building Code	142 Hanlon Rd Holliston, MA 01746 T 508 397-8417
Ellana Cost Consulting	32 Broadway, Suite 801 New York, NY 10004 T 212971-0936

Notes:

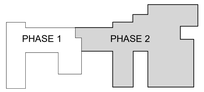

Keyplan

Job Number	31909.00
Drawing By	Author
Checked By	Checker
Filename	
Date	August 31, 2026

Revisions

OCCUPANCY & EGRESS PLAN - FIRST & SECOND FLOOR

REGISTERED ARCHITECT VINCENT J. ELLENZWEIG 022901-1 STATE OF NEW YORK

BID DOCUMENTS
Scale: As indicated

G3.1

2024 Ellenzweig ©

Autodesk Docs://31909 SUCF Cornell Plant Sciences/31909_Cornell PSB_Arch_R23.rvt 10/8/2026 6:27:31 PM

LEGEND

- A-3 ASSEMBLY
- B VOCATIONAL
- B CLASSROOM
- B BUSINESS
- B BUSINESS - CONCENTRATED USE
- B ACCESSORY (MECHANICAL / STORAGE)
- N.I.C.
- UNOCCUPIED

- F.E.C. FIRE EXTINGUISHER
- ETR FEC EXISTING-TO-REMAIN FIRE EXTINGUISHER
- EYEWASH STATION - SEE A10 SERIES
- A.E.D. AUTOMATED EXTERNAL DEFIBRILLATOR
- EP INTERIOR EMERGENCY PHONE - SEE A8 SERIES
- 1-HOUR RATED FIRE BARRIER
- 2-HOUR RATED FIRE BARRIER
- EGRESS PATH
- ACCESSIBLE ROUTE
- NON-ACCESSIBLE ROUTE

EXIT CAPACITY FOURTH FLOOR (BCNYS 2025) - Phase 2							
EXIT	STAIR WIDTH	STAIR EXIT ALLOWANCE (IN/PERSON)	STAIR CAPACITY (PERSONS)	CLEAR DOOR WIDTH	DOOR EXIT ALLOWANCE (IN/PERSON)	DOOR CAPACITY (PERSONS)	EXIT CAPACITY (PERSONS)
STAIR 1	44"	0.3	146	33.5"	0.2	167	146
STAIR 2	44"	0.3	146	33.5"	0.2	167	146
STAIR 4	44"	0.3	146				146
STAIR 5	44"	0.3	146				146
TOTAL							584

OCCUPANT LOAD FOURTH FLOOR				
USE	FUNCTION OF SPACE	FLOOR AREA (SF)	FLOOR AREA PER OCCUPANT (SF/OCC)	OCCUPANT LOAD
B	BUSINESS	12,838	150 GROSS	86
	CONCENTRATED BUSINESS	854	50 GROSS	18
	ACCESSORY	1,187	300 GROSS	4
FOURTH FLOOR TOTAL	14,879 SF // 109 OCCUPANTS			

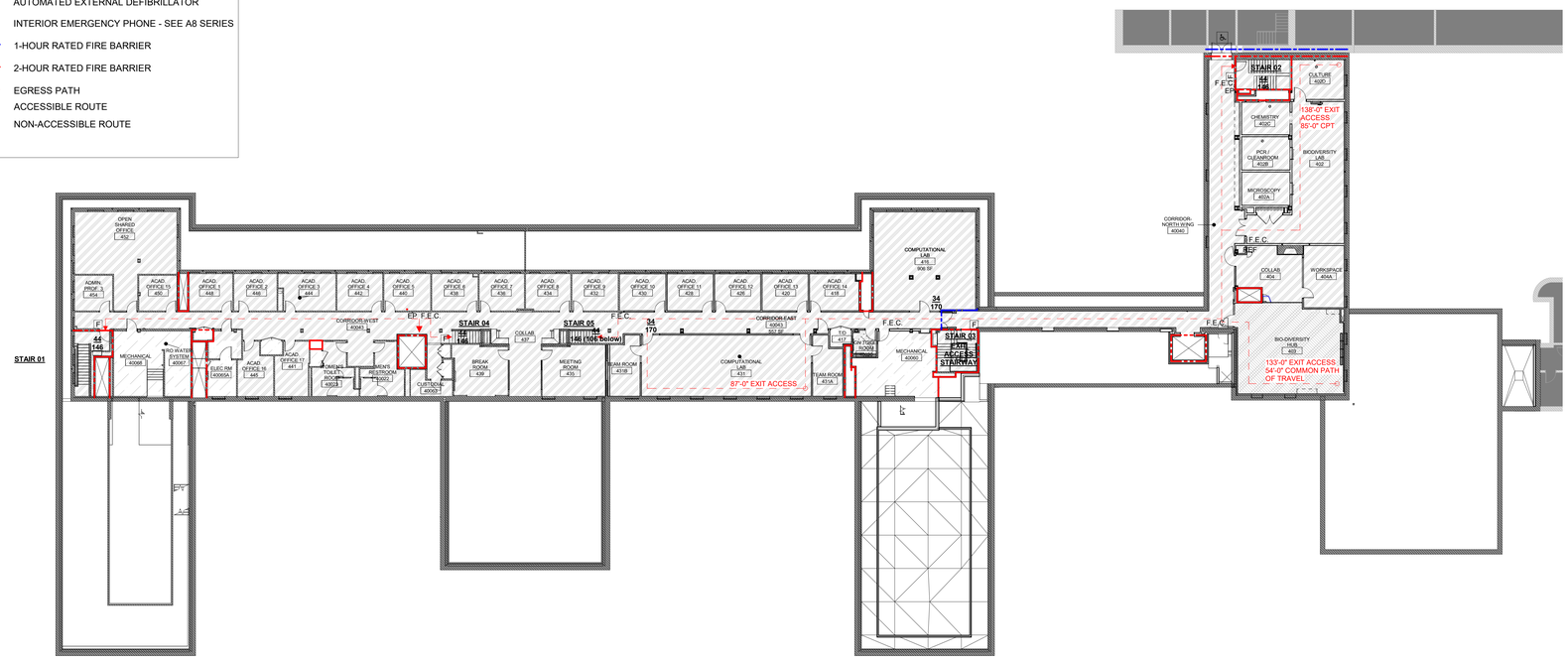

2 OCCUPANCY & EGRESS PLAN - FOURTH FLOOR - LEVEL 5 ABOVE GRADE
1/16" = 1'-0"

EXIT CAPACITY THIRD FLOOR (BCNYS 2025) - Phase 2							
EXIT	STAIR WIDTH	STAIR EXIT ALLOWANCE (IN/PERSON)	STAIR CAPACITY (PERSONS)	CLEAR DOOR WIDTH	DOOR EXIT ALLOWANCE (IN/PERSON)	DOOR CAPACITY (PERSONS)	EXIT CAPACITY (PERSONS)
STAIR 1	44"	0.3	146	57.5"	0.2	287	146
STAIR 2	44"	0.3	146	33.5"	0.2	167	146
STAIR 4	32"	0.3	104				104
STAIR 5	32"	0.3	104				104
STAIR 6	34"	0.3	113				
EXIT 1				68"	0.2	340	340
TOTAL							840

OCCUPANT LOAD THIRD FLOOR				
USE	FUNCTION OF SPACE	FLOOR AREA (SF)	FLOOR AREA PER OCCUPANT (SF/OCC)	OCCUPANT LOAD
BUSINESS	CLASSROOM	908	20 NET	46
	BUSINESS	26,389	150 GROSS	176
	CONCENTRATED BUSINESS	680	50 GROSS	14
	ACCESSORY	563	300 GROSS	2
THIRD FLOOR TOTAL	28,540 SF // 238 OCCUPANTS			

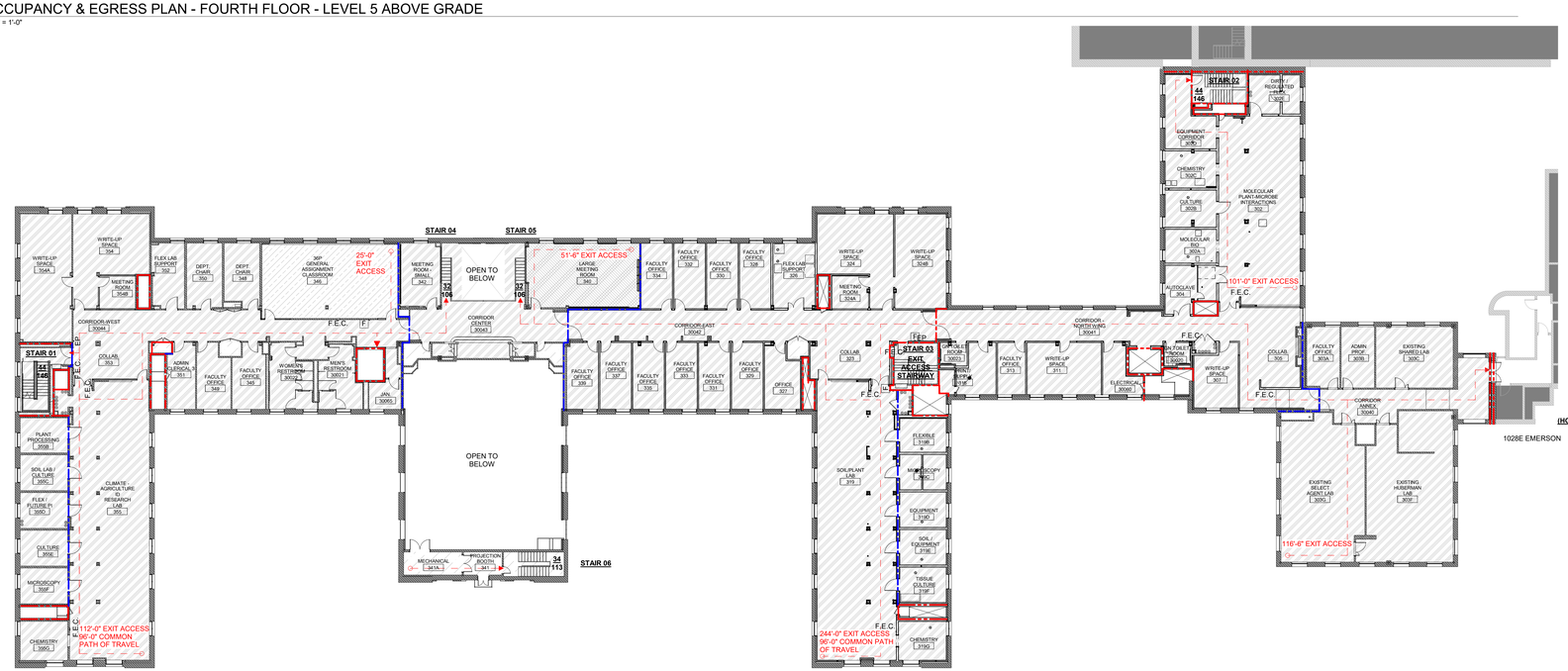

1 BUILDING CODE DIAGRAM - THIRD FLOOR - PHASE 2 - LEVEL 4 ABOVE GRADE
1/16" = 1'-0"

RENOVATE PLANT SCIENCE BUILDING - PHASE 2

SUCF Project No. 161026-00

236 Tower Road
Ithaca, NY 14853

Cornell CALS College of Agriculture and Life Sciences

SUNY State University Construction Fund

Ellenzweig Architecture | Planning	230 Congress Street Boston, MA 02110 T 617 491-5575
Ryan Biggs Clark Davis Structural Engineers	257 Ushers Road Clifton Park, NY 12065 T 518 406-5506
Salas O'Brien Consulting & Engineering Group of NY, Inc. Mechanical Engineers	300 Trolley Blvd. Rochester, NY 14606 T 585 288-5590
Jade Stone Engineering Electrical Engineers	444 Vanduzee St. Watertown, NY 13601 T 315 836 4062
Watson Engineering Plumbing	4500 State Route 434 Apalachin, NY 13732 T 607 223-4334
DM Engineers Fire Protection Engineers	1007 Yonkers Ave Yonkers, NY 10704 T 929 333-2339
Bell & Spina Building Envelope	215 Wyoming Street S Syracuse, NY 13204 T 315 488-0377
Environ. Design & Research Historic Preservation, Landscape, Civil Engineering	217 Montgomery St, Suite 1000 Syracuse, NY 13202 T 315 471-0688
Schuler Shook Lighting Design	240 W 40th Street, 2nd Floor New York, NY 10018 T 212 439-5650
D2D Green Design Sustainability PH2	10 Hallenbeck Hill East Greenbush, NY 12061 T 518 729-2967
Shen Milsom & Wilke Acoustics, IT, AV, Security	417 Fifth Avenue New York, NY 10016 T 212 725-6800
Watts Architects & Engineers Asbestos, Haz Mat	95 Perry Street, Suite 300 Buffalo, NY 14203 T 716 206-5122
Hastings Consulting Building Code	142 Hanlon Rd Holliston, MA 01746 T 508 397-8417
Ellana Cost Consulting	32 Broadway, Suite 801 New York, NY 10004 T 212971-0936

Notes:

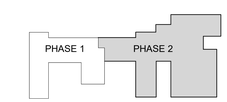

Keyplan

Job Number	31909.00
Drawing By	Author
Checked By	Checker
Filename	
Date	August 31, 2026

Revisions

OCCUPANCY & EGRESS PLAN - THIRD & FOURTH FLOOR

BID DOCUMENTS
Scale: As indicated

G3.2

2024 Ellenzweig ©

11/8/2026 6:27:58 PM
Autodesk Docs://31909 SUCF Cornell Plant Science/31909_Cornell PSB_Arch_R23.rvt

6 LAB SUITES ALLOWED
4 CONTROL AREAS ALLOWED
6 COMBINED TOTAL ALLOWED

POST-OCCUPANCY PHASE 2:
2 INITIAL LAB SUITES + 2 POTENTIAL FUTURE LAB SUITES
2 CONTROL AREAS

LIFE SAFETY LEGEND

CONTROL AREA	1-HOUR RATED FIRE BARRIER
CONTROL AREA (ALT COLOR TO SHOW DIVISION OF SPACE)	2-HOUR RATED FIRE BARRIER
LAB SUITE	3-HOUR RATED FIRE BARRIER
LAB SUITE (ALT COLOR TO SHOW DIVISION OF SPACE)	
CONNECTING BUILDING, EXISTING NIC	

LIFE SAFETY LEGEND
3/64" = 1'-0"

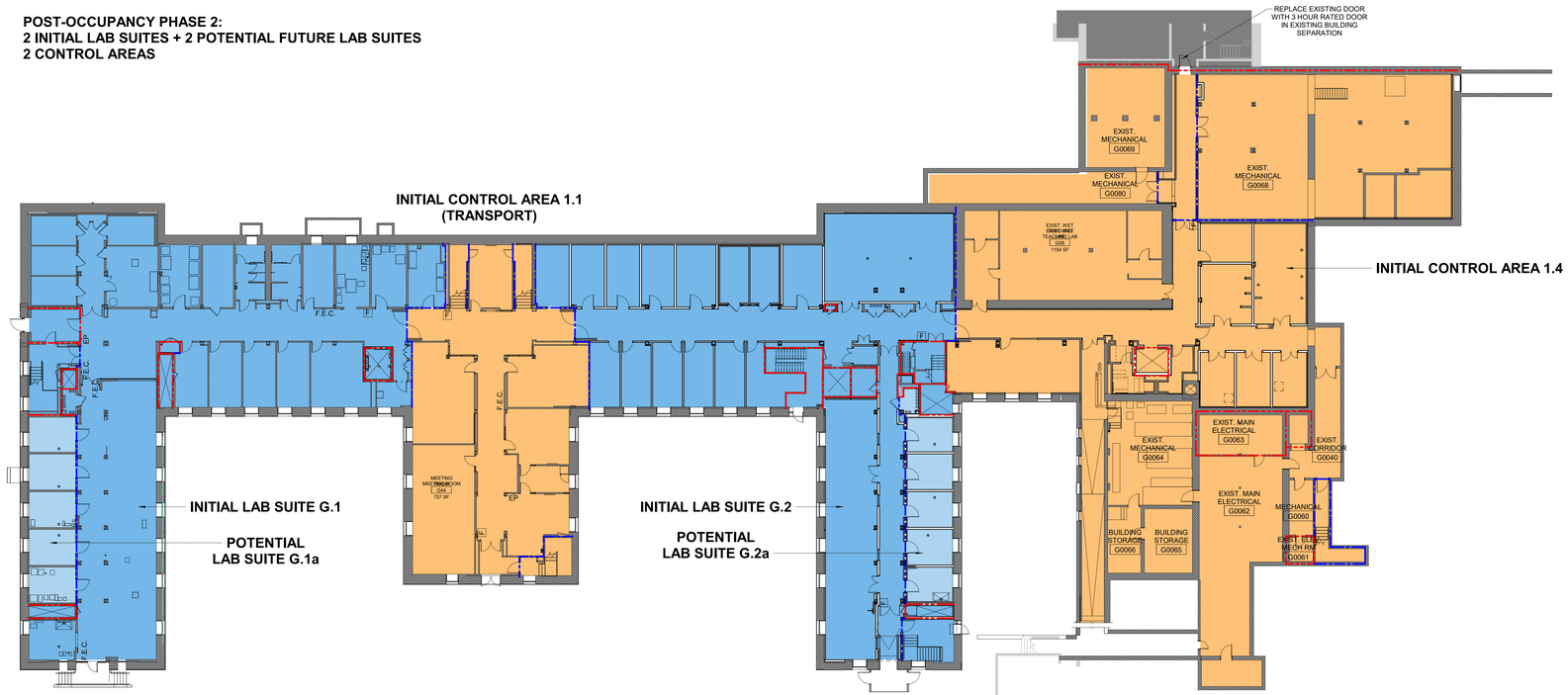

1 LIFE SAFETY PLAN - GROUND FLOOR - LEVEL 1 ABOVE GRADE
1/16" = 1'-0"

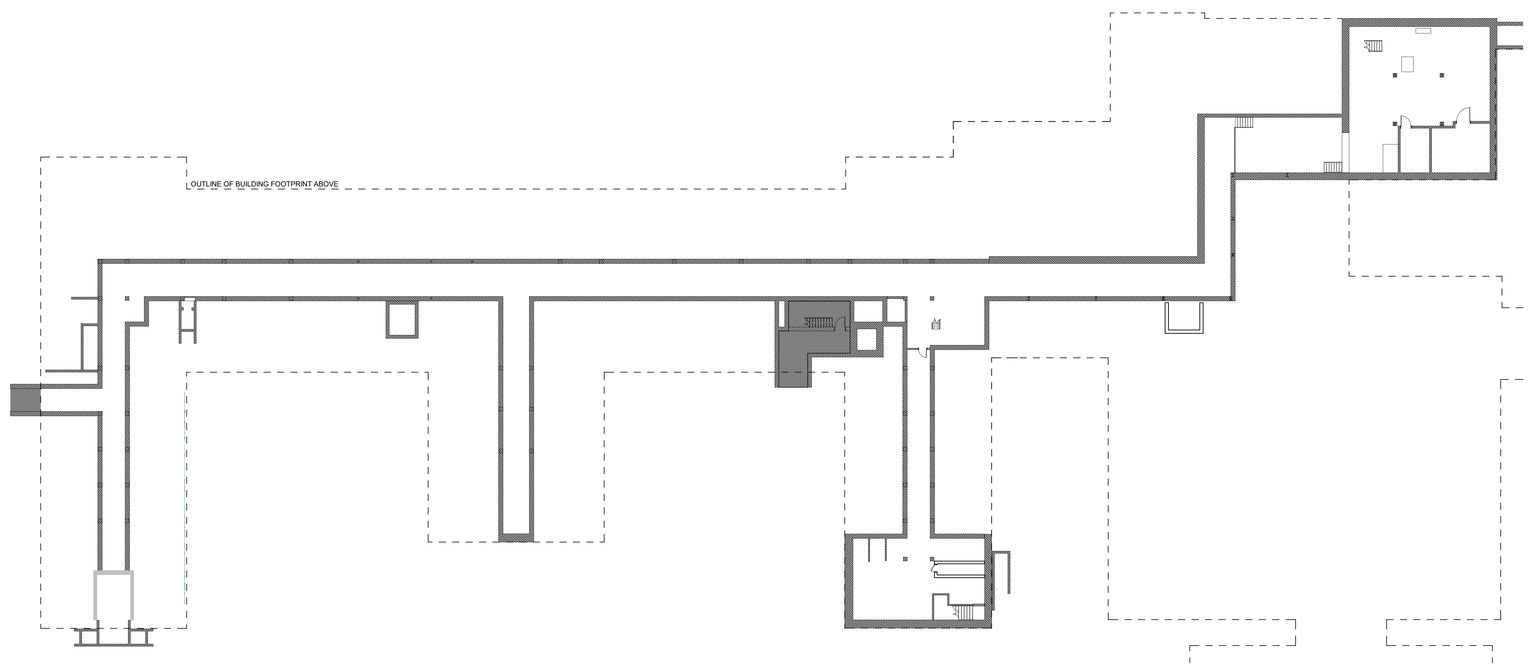

2 LIFE SAFETY PLAN - UTILITY TUNNEL - LEVEL 1 BELOW GRADE
1/16" = 1'-0"

RENOVATE PLANT SCIENCE BUILDING - PHASE 2
SUCF Project No. 161026-00

236 Tower Road
Ithaca, NY 14853

Cornell CALS College of Agriculture and Life Sciences
SUNY State University Construction Fund

Ellenzweig Architecture | Planning	230 Congress Street Boston, MA 02110 T 617 491-5575
Ryan Biggs Clark Davis Structural Engineers	257 Ushers Road Clifton Park, NY 12065 T 518 406-5506
Salas O'Brien Consulting & Engineering Group of NY, Inc. Mechanical Engineers	300 Trolley Blvd. Rochester, NY 14606 T 585 288-5590
Jade Stone Engineering Electrical Engineers	444 Vanduzee St. Watertown, NY 13601 T 315 836 4062
Watson Engineering Plumbing	4500 State Route 434 Apalachin, NY 13732 T 607 223-4334
DM Engineers Fire Protection Engineers	1007 Yonkers Ave Yonkers, NY 10704 T 929 333-2339
Bell & Spina Building Envelope	215 Wyoming Street S Syracuse, NY 13204 T 315 488-0377
Environ. Design & Research Historic Preservation, Landscape, Civil Engineering	217 Montgomery St, Suite 1000 Syracuse, NY 13202 T 315 471-0688
Schuler Shook Lighting Design	240 W 40th Street, 2nd Floor New York, NY 10018 T 212 439-5650
D2D Green Design Sustainability PH2	10 Hallenbeck Hill East Greenbush, NY 12061 T 518 729-2967
Shen Milsom & Wilke Acoustics, IT, AV, Security	417 Fifth Avenue New York, NY 10016 T 212 725-6800
Watts Architects & Engineers Asbestos, Haz Mat	95 Perry Street, Suite 300 Buffalo, NY 14203 T 716 206-5122
Hastings Consulting Building Code	142 Hanlon Rd Holliston, MA 01746 T 508 397-8417
Ellana Cost Consulting	32 Broadway, Suite 801 New York, NY 10004 T 212971-0936

Notes:

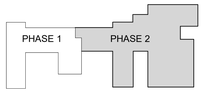

Keyplan

Job Number	31909.00
Drawing By	Author
Checked By	Checker
Filename	
Date	August 31, 2026

Revisions

LIFE SAFETY PLAN - TUNNEL & GROUND LEVEL

REGISTERED ARCHITECT JOHN VINCENT ASPITI 022901-1 STATE OF NEW YORK

BID DOCUMENTS
Scale: As indicated

G4.0

2024 Ellenzweig ©

Autodesk Docs://31909 SUCF Cornell Plant Science/31909_Cornell PSB_Arch_R23.rvt
1/8/2026 6:28:09 PM

RENOVATE PLANT SCIENCE BUILDING - PHASE 2

SUCF Project No. 161026-00

236 Tower Road
Ithaca, NY 14853

Cornell CALS College of Agriculture and Life Sciences

SUNY State University Construction Fund

Ellenzweig Architecture | Planning	230 Congress Street Boston, MA 02110 T 617 491-5575
Ryan Biggs Clark Davis Structural Engineers	257 Ushers Road Clifton Park, NY 12065 T 518 406-5506
Salas O'Brien Consulting & Engineering Group of NY, Inc. Mechanical Engineers	300 Trolley Blvd. Rochester, NY 14606 T 585 288-5590
Jade Stone Engineering Electrical Engineers	444 Vanduzee St. Watertown, NY 13601 T 315 836 4062
Watson Engineering Plumbing	4500 State Route 434 Apalachin, NY 13732 T 607 223-4334
DM Engineers Fire Protection Engineers	1007 Yonkers Ave Yonkers, NY 10704 T 929 333-2339
Bell & Spina Building Envelope	215 Wyoming Street S Syracuse, NY 13204 T 315 488-0377
Environ. Design & Research Historic Preservation, Landscape, Civil Engineering	217 Montgomery St, Suite 1000 Syracuse, NY 13202 T 315 471-0688
Schuler Shook Lighting Design	240 W 40th Street, 2nd Floor New York, NY 10018 T 212 439-5650
D2D Green Design Sustainability PH2	10 Hallenbeck Hill East Greenbush, NY 12061 T 518 729-2967
Shen Milsom & Wilke Acoustics, IT, AV, Security	417 Fifth Avenue New York, NY 10016 T 212 725-6800
Watts Architects & Engineers Asbestos, Haz Mat	95 Perry Street, Suite 300 Buffalo, NY 14203 T 716 206-5122
Hastings Consulting Building Code	142 Hanlon Rd Holliston, MA 01746 T 508 397-8417
Ellana Cost Consulting	32 Broadway, Suite 801 New York, NY 10004 T 212971-0936

Notes:

4 LAB SUITES ALLOWED
<u>3 CONTROL AREAS ALLOWED</u>
4 COMBINED TOTAL ALLOWED

POST-OCCUPANCY PHASE 2:
3 INITIAL LAB SUITES + 2 OPTIONS FOR A FUTURE 4TH LAB SUITE
1 INITIAL CONTROL AREA

LIFE SAFETY LEGEND

- CONTROL AREA
- CONTROL AREA (ALT COLOR TO SHOW DIVISION OF SPACE)
- LAB SUITE
- LAB SUITE (ALT COLOR TO SHOW DIVISION OF SPACE)
- CONNECTING BUILDING, EXISTING NIC
- 1-HOUR RATED FIRE BARRIER
- 2-HOUR RATED FIRE BARRIER
- 3-HOUR RATED FIRE BARRIER

LIFE SAFETY LEGEND
3/64" = 1'-0"

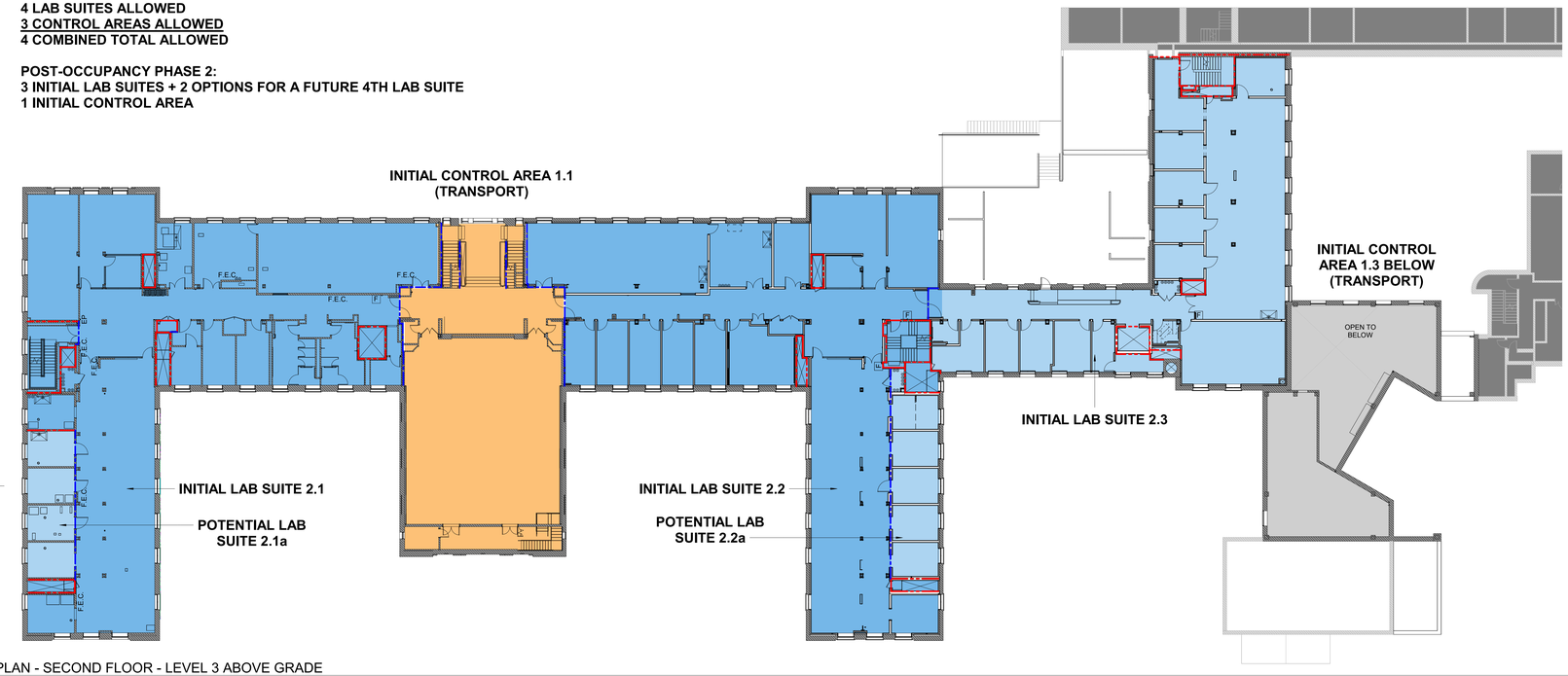

2 LIFE SAFETY PLAN - SECOND FLOOR - LEVEL 3 ABOVE GRADE
1/16" = 1'-0"

6 LAB SUITES ALLOWED
<u>3 CONTROL AREAS ALLOWED</u>
6 TOTAL LAB SUITES AND CONTROL AREAS ALLOWED

POST-OCCUPANCY PHASE 2:
2 INITIAL LAB SUITES + 2 POTENTIAL FUTURE LAB SUITES
3 INITIAL CONTROL AREAS

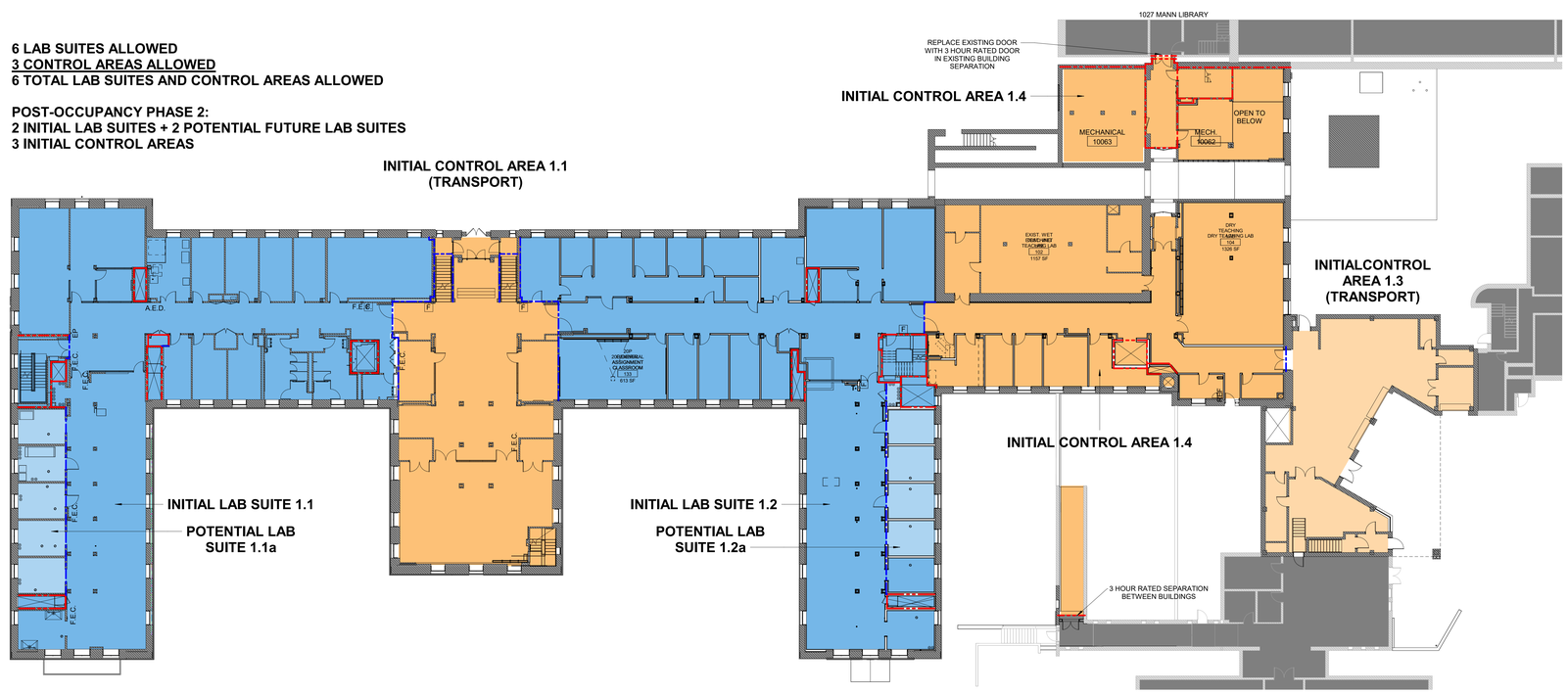

1 LIFE SAFETY PLAN - FIRST FLOOR - LEVEL 2 ABOVE GRADE
1/16" = 1'-0"

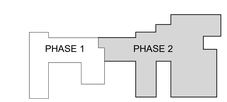

Keyplan

Job Number	31909.00
Drawing By	Author
Checked By	Checker
Filename	
Date	August 31, 2026

Revisions

LIFE SAFETY PLAN - FIRST & SECOND FLOOR

BID DOCUMENTS
Scale: As indicated

G4.1

2024 Ellenzweig ©

Autodesk Docs://31909 SUCF Cornell Plant Sciences/31909_Cornell PSB_Arch_R23.rvt 10/8/2026 6:28:24 PM

LIFE SAFETY LEGEND

CONTROL AREA	1-HOUR RATED FIRE BARRIER
CONTROL AREA (ALT COLOR TO SHOW DIVISION OF SPACE)	2-HOUR RATED FIRE BARRIER
LAB SUITE	3-HOUR RATED FIRE BARRIER
LAB SUITE (ALT COLOR TO SHOW DIVISION OF SPACE)	
CONNECTING BUILDING, EXISTING NIC	

LIFE SAFETY LEGEND
3/64" = 1'-0"

4 LAB SUITES ALLOWED
2 CONTROL AREAS ALLOWED
4 COMBINED TOTAL ALLOWED

POST-OCCUPANCY PHASE 2:
1 INITIAL LAB SUITE
1 INITIAL CONTROL AREA

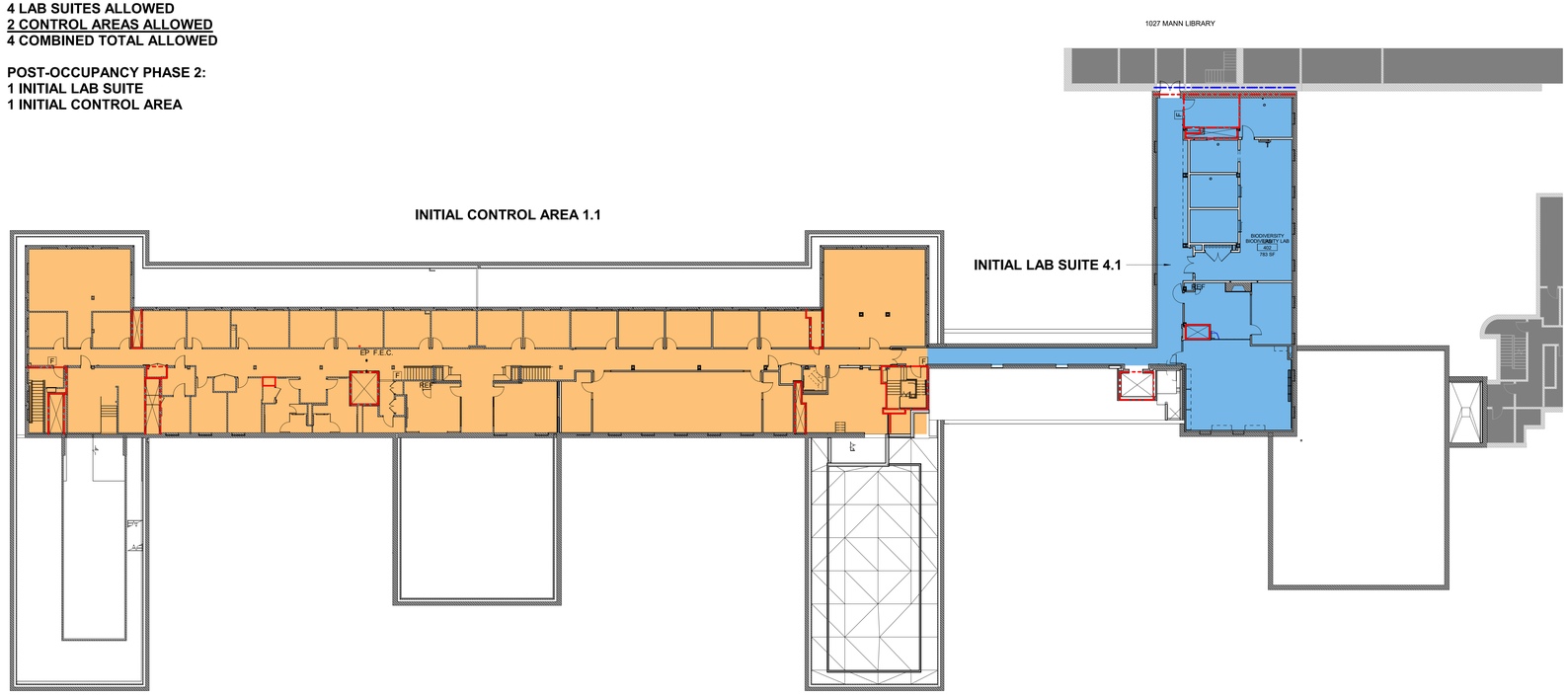

2 LIFE SAFETY PLAN - FOURTH FLOOR - LEVEL 5 ABOVE GRADE
1/16" = 1'-0"

4 LAB SUITES ALLOWED
2 CONTROL AREAS ALLOWED
4 COMBINED TOTAL ALLOWED

POST-OCCUPANCY PHASE 2:
2 INITIAL LAB SUITES + 3 OPTIONS FOR POTENTIAL FUTURE LAB SUITES
2 INITIAL CONTROL AREAS

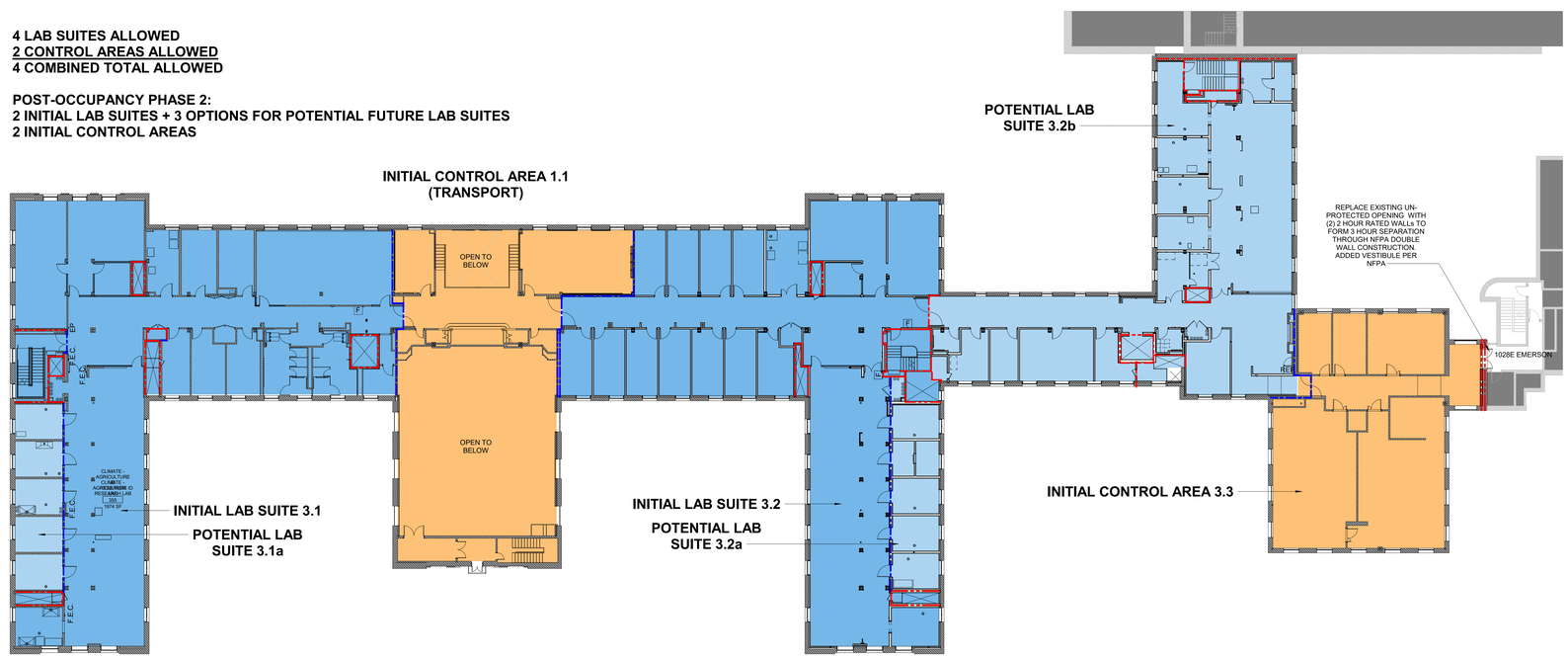

3 LIFE SAFETY PLAN - THIRD FLOOR - LEVEL 4 ABOVE GRADE
1/16" = 1'-0"

RENOVATE PLANT SCIENCE BUILDING - PHASE 2
SUCF Project No. 161026-00

236 Tower Road
Ithaca, NY 14853

Cornell CALS College of Agriculture and Life Sciences
SUNY State University Construction Fund

Ellenzweig Architecture | Planning	230 Congress Street Boston, MA 02110 T 617 491-5575
Ryan Biggs Clark Davis Structural Engineers	257 Ushers Road Clifton Park, NY 12065 T 518 406-5506
Salas O'Brien Consulting & Engineering Group of NY, Inc. Mechanical Engineers	300 Trolley Blvd. Rochester, NY 14606 T 585 288-5590
Jade Stone Engineering Electrical Engineers	444 Vanduzee St. Watertown, NY 13601 T 315 836 4062
Watson Engineering Plumbing	4500 State Route 434 Apalachin, NY 13732 T 607 223-4334
DM Engineers Fire Protection Engineers	1007 Yonkers Ave Yonkers, NY 10704 T 929 333-2339
Bell & Spina Building Envelope	215 Wyoming Street S Syracuse, NY 13204 T 315 488-0377
Environ. Design & Research Historic Preservation, Landscape, Civil Engineering	217 Montgomery St, Suite 1000 Syracuse, NY 13202 T 315 471-0688
Schuler Shook Lighting Design	240 W 40th Street, 2nd Floor New York, NY 10018 T 212 439-5650
D2D Green Design Sustainability PH2	10 Hallenbeck Hill East Greenbush, NY 12061 T 518 729-2967
Shen Milsom & Wilke Acoustics, IT, AV, Security	417 Fifth Avenue New York, NY 10016 T 212 725-6800
Watts Architects & Engineers Asbestos, Haz Mat	95 Perry Street, Suite 300 Buffalo, NY 14203 T 716 206-5122
Hastings Consulting Building Code	142 Hanlon Rd Holliston, MA 01746 T 508 397-8417
Ellana Cost Consulting	32 Broadway, Suite 801 New York, NY 10004 T 212971-0936

Notes:

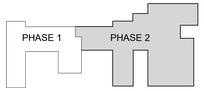

Keyplan

Job Number	31909.00
Drawing By	Author
Checked By	Checker
Filename	
Date	August 31, 2026

Revisions

LIFE SAFETY PLAN - THIRD & FOURTH FLOOR

REGISTERED ARCHITECT JOHN VINCENT ROSSI 022901-1 STATE OF NEW YORK

BID DOCUMENTS
Scale: As indicated

G4.2

2024 Ellenzweig ©

10/8/2026 6:28:36 PM
Autodesk Docs://31909 SUCF Cornell Plant Sciences/31909_Cornell PSB_Arch_R23.rvt

AREAS OF PLENUM RETURN

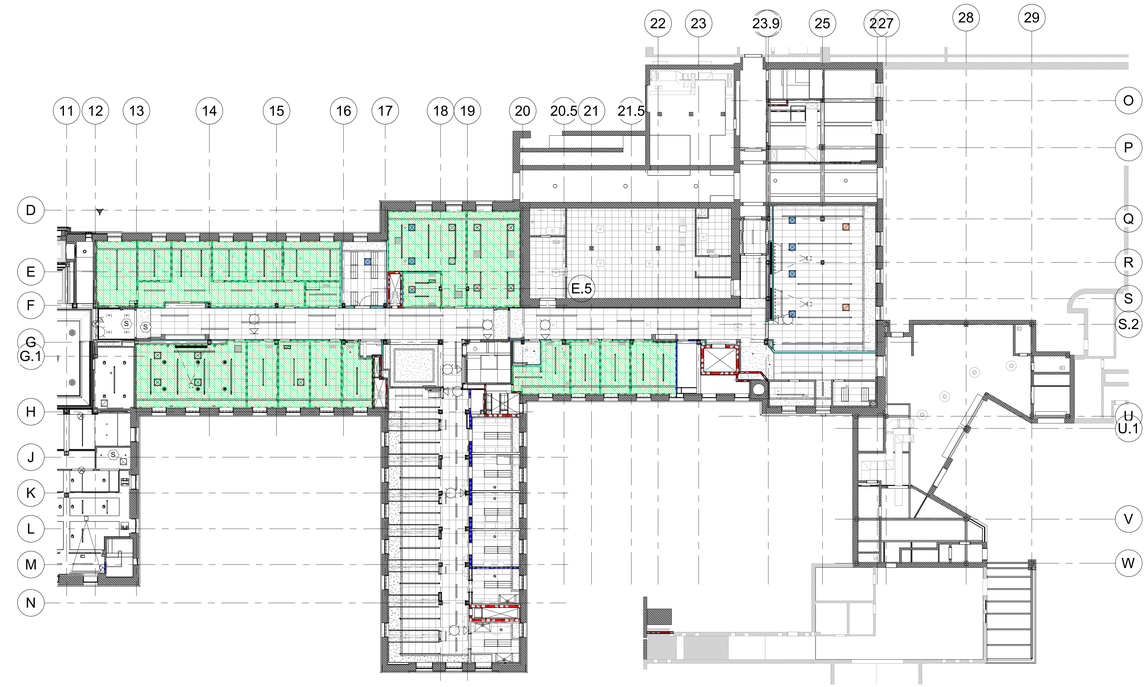

2 FIRST FLOOR PLENUM RETURN DIAGRAM - PHASE 2
1/16" = 1'-0"

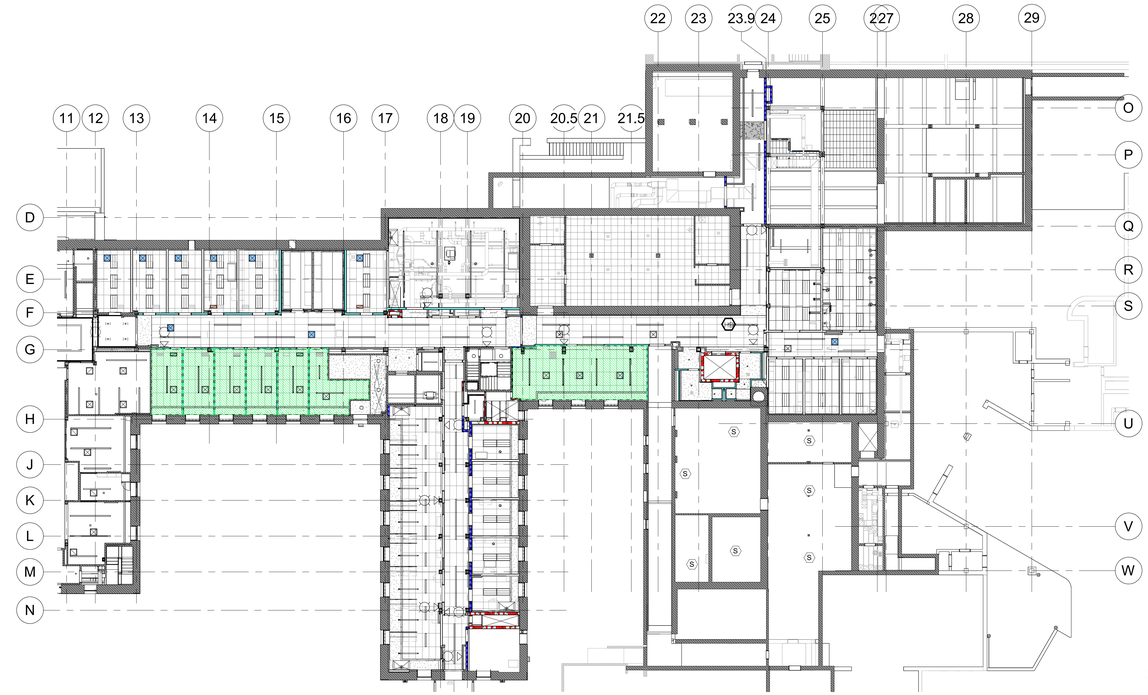

1 GROUND FLOOR PLENUM RETURN DIAGRAM - PHASE 2
1/16" = 1'-0"

RENOVATE PLANT SCIENCE BUILDING - PHASE 2

SUCF Project No. 161026-00

236 Tower Road
Ithaca, NY 14853

Cornell CALS College of Agriculture and Life Sciences

SUNY State University Construction Fund

Ellenzweig Architecture | Planning	230 Congress Street Boston, MA 02110 T 617 491-5575
Ryan Biggs Clark Davis Structural Engineers	257 Ushers Road Clifton Park, NY 12065 T 518 406-5506
Salas O'Brien Consulting & Engineering Group of NY, Inc. Mechanical Engineers	300 Trolley Blvd. Rochester, NY 14606 T 585 288-5590
Jade Stone Engineering Electrical Engineers	444 Vanduzee St. Watertown, NY 13601 T 315 836 4062
Watson Engineering Plumbing	4500 State Route 434 Apalachin, NY 13732 T 607 223-4334
DM Engineers Fire Protection Engineers	1007 Yonkers Ave Yonkers, NY 10704 T 929 333-2339
Bell & Spina Building Envelope	215 Wyoming Street S Syracuse, NY 13204 T 315 488-0377
Environ. Design & Research Historic Preservation, Landscape, Civil Engineering	217 Montgomery St, Suite 1000 Syracuse, NY 13202 T 315 471-0688
Schuler Shook Lighting Design	240 W 40th Street, 2nd Floor New York, NY 10018 T 212 439-5650
D2D Green Design Sustainability PH2	10 Hallenbeck Hill East Greenbush, NY 12061 T 518 729-2967
Shen Milsom & Wilke Acoustics, IT, AV, Security	417 Fifth Avenue New York, NY 10016 T 212 725-6800
Watts Architects & Engineers Asbestos, Haz Mat	95 Perry Street, Suite 300 Buffalo, NY 14203 T 716 206-5122
Hastings Consulting Building Code	142 Hanlon Rd Holliston, MA 01746 T 508 397-8417
Ellana Cost Consulting	32 Broadway, Suite 801 New York, NY 10004 T 212971-0936

Notes:

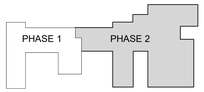

Keyplan

Job Number	31909.00
Drawing By	BF
Checked By	AT
Filename	
Date	August 31, 2026

Revisions

PLENUM RETURN DIAGRAMS - GROUND AND FIRST FLOORS

REGISTERED ARCHITECT JOHN VINCENT ACOMPORA 022901-1 STATE OF NEW YORK

BID DOCUMENTS
Scale: 1/16" = 1'-0"

G5.0

2024 Ellenzweig ©

Autodesk Docs://31909 SUCF Cornell Plant Science/31909_Cornell PSB_Arch_R23.rvt 10/13/2026 6:41:23 PM

AREAS OF PLENUM RETURN

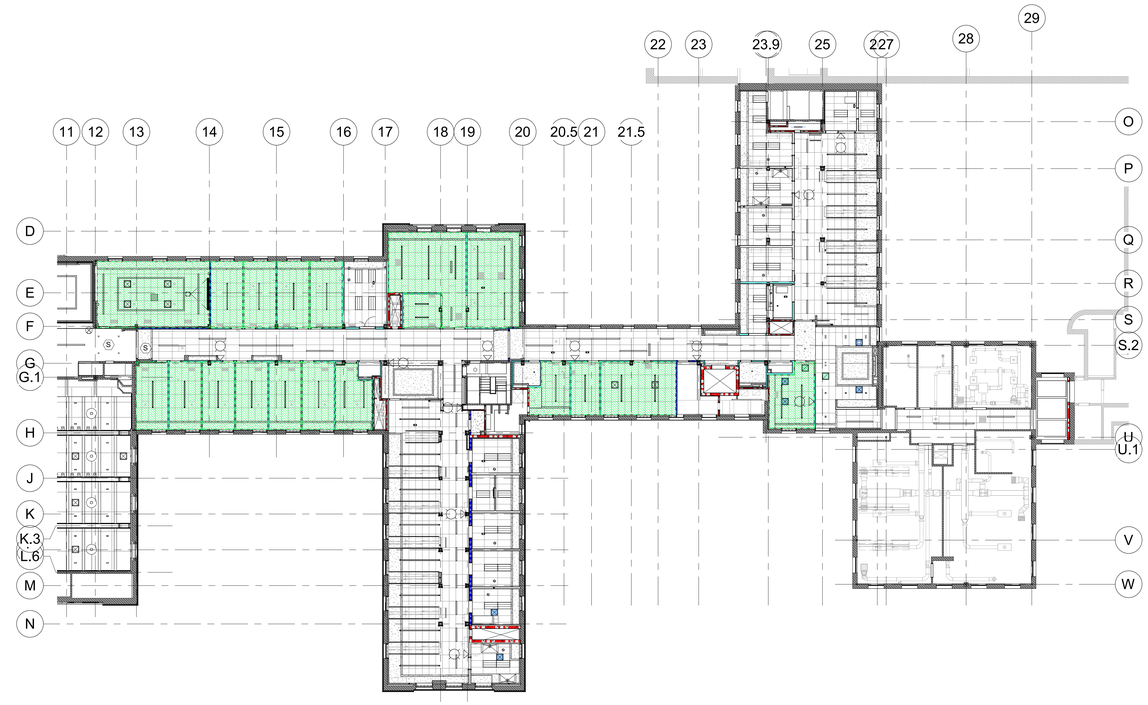

2 THIRD FLOOR PLENUM RETURN DIAGRAM - PHASE 2
1/16" = 1'-0"

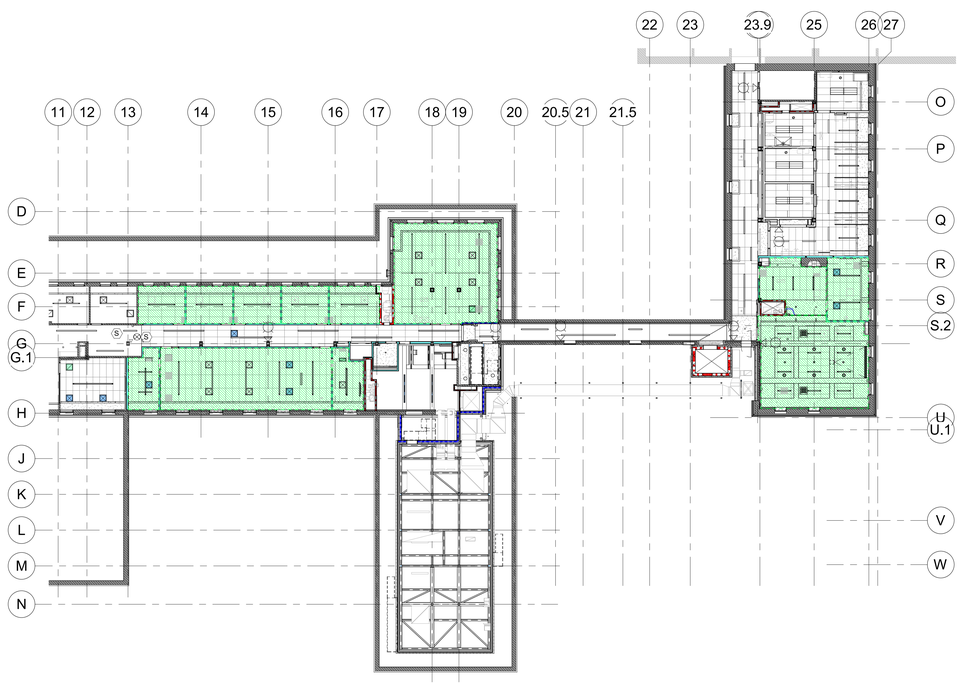

3 FOURTH FLOOR PLENUM RETURN DIAGRAM - PHASE 2
1/16" = 1'-0"

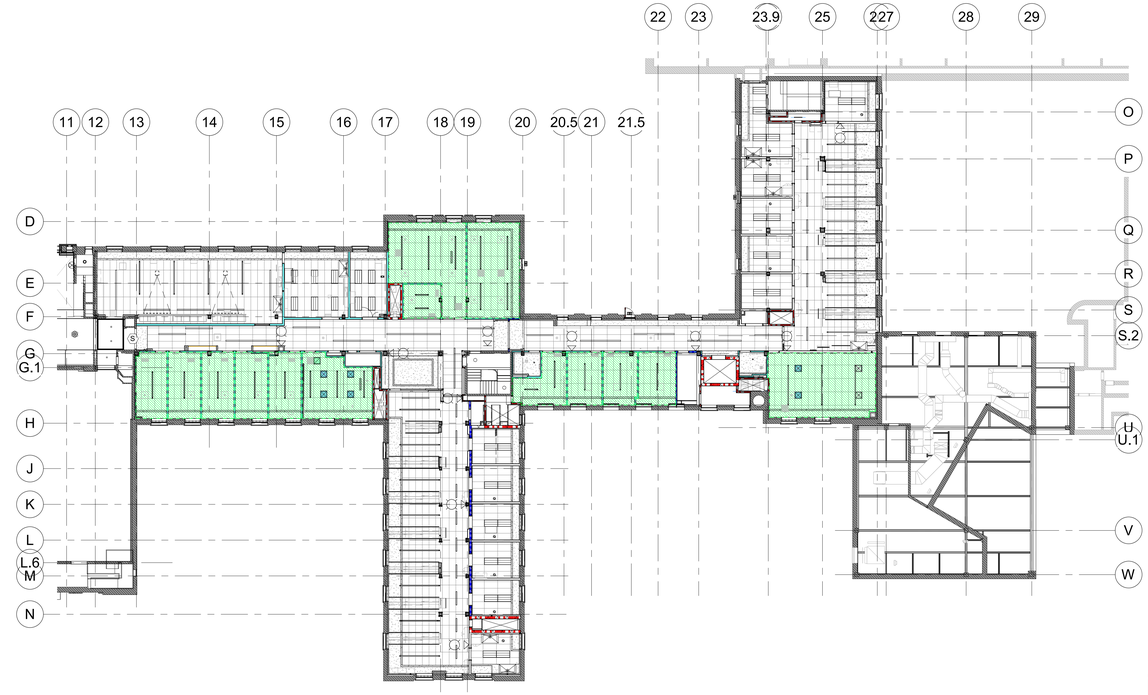

1 SECOND FLOOR PLENUM RETURN DIAGRAM - PHASE 2
1/16" = 1'-0"

RENOVATE PLANT SCIENCE BUILDING - PHASE 2

SUCF Project No. 161026-00

236 Tower Road
Ithaca, NY 14853

Cornell CALS College of Agriculture and Life Sciences

SUNY State University Construction Fund

Ellenzweig Architecture | Planning	230 Congress Street Boston, MA 02110 T 617 491-5575
Ryan Biggs Clark Davis Structural Engineers	257 Ushers Road Clifton Park, NY 12065 T 518 406-5506
Salas O'Brien Consulting & Engineering Group of NY, Inc. Mechanical Engineers	300 Trolley Blvd. Rochester, NY 14606 T 585 288-5590
Jade Stone Engineering Electrical Engineers	444 Vanduzee St. Watertown, NY 13601 T 315 836 4062
Watson Engineering Plumbing	4500 State Route 434 Apalachin, NY 13732 T 607 223-4334
DM Engineers Fire Protection Engineers	1007 Yonkers Ave Yonkers, NY 10704 T 929 333-2339
Bell & Spina Building Envelope	215 Wyoming Street S Syracuse, NY 13204 T 315 488-0377
Environ. Design & Research Historic Preservation, Landscape, Civil Engineering	217 Montgomery St, Suite 1000 Syracuse, NY 13202 T 315 471-0688
Schuler Shook Lighting Design	240 W 40th Street, 2nd Floor New York, NY 10018 T 212 439-5650
D2D Green Design Sustainability PH2	10 Hallenbeck Hill East Greenbush, NY 12061 T 518 729-2967
Shen Milsom & Wilke Acoustics, IT, AV, Security	417 Fifth Avenue New York, NY 10016 T 212 725-6800
Watts Architects & Engineers Asbestos, Haz Mat	95 Perry Street, Suite 300 Buffalo, NY 14203 T 716 206-5122
Hastings Consulting Building Code	142 Hanlon Rd Holliston, MA 01746 T 508 397-8417
Ellana Cost Consulting	32 Broadway, Suite 801 New York, NY 10004 T 212971-0936

Notes:

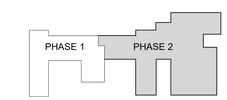

Keyplan

Job Number	31909.00
Drawing By	BF
Checked By	AT
Filename	
Date	August 31, 2026

Revisions

PLENUM RETURN DIAGRAMS - SECOND, THIRD, AND FOURTH FLOORS

REGISTERED ARCHITECT ANDREW VINCENT TROMBLY 022901-1 STATE OF NEW YORK

BID DOCUMENTS
Scale: 1/16" = 1'-0"

G5.1

2024 Ellenzweig ©

10/13/2026 6:42:59 PM
Autodesk Docs://31909 SUCF Cornell Plant Sciences/31909_Cornell PSB_Arch_R23.rvt

GENERAL NOTES

1. REFER TO PROJECT SPECIFICATIONS FOR DETAILED INFORMATION AND COORDINATE WITH PROJECT DRAWINGS
2. THE CONTRACTOR SHALL USE THE WRITTEN DIMENSIONS PROVIDED WITHIN THE CONTRACT DRAWINGS. SCALED DIMENSIONS SHALL NOT BE USED FOR CONSTRUCTION PURPOSES.
3. THE CONTRACTOR SHALL CONTACT OWNER'S REPRESENTATIVE IMMEDIATELY IF CLARIFICATION OR INTERPRETATION OF THE CONTRACT DOCUMENTS, OR ANY OTHER ASPECTS OF THE PROJECT, IS REQUIRED.
4. THE CONTRACTOR SHALL APPLY FOR ALL REQUIRED PERMITS AND PAY ALL FEES REQUIRED BY GOVERNING AGENCIES HAVING JURISDICTION OVER THE FACILITIES AND NATURAL FEATURES FOUND ON SITE. REFERENCE GENERAL CONDITIONS FOR BUILDING PERMIT REQUIREMENTS.
5. SITE ACCESS IS RESTRICTED TO THE LOCATIONS SPECIFICALLY DESIGNATED ON PLAN.
6. THE CONTRACTOR SHALL ADHERE TO ALL OCCUPATIONAL SAFETY AND HEALTH ADMINISTRATION (OSHA), STATE AND LOCAL SAFETY REGULATIONS.
7. PROMPTLY REPORT TO THE OWNER'S REPRESENTATIVE ANY DISCREPANCIES FOUND ON THE SITE OR IN THE CONTRACT DOCUMENTS FOR REVIEW AND RESOLUTION BEFORE PROCEEDING WITH THE WORK IN THE AREA IN QUESTION. PROVIDE FIELD INFORMATION SPECIFIC TO THE DISCREPANCY TO EXPEDITE RESOLUTION.
8. AVOID ANY DISTURBANCE OF EXISTING VEGETATION ON THE SITE EXCEPT THE VEGETATION SPECIFICALLY DESIGNATED TO BE REMOVED.
9. TAKE ALL PRECAUTIONS NECESSARY TO PREVENT EROSION AND CONTROL SEDIMENTATION AS REQUIRED BY THE AGENCIES OF GOVERNMENT HAVING JURISDICTION.
10. THIS PROJECT DOES NOT REQUIRE COVERAGE UNDER THE NEW YORK STATE DEPARTMENT OF ENVIRONMENTAL CONSERVATION (NYSDEC) STATE POLLUTANT DISCHARGE ELIMINATION SYSTEM (SPDES) GENERAL PERMIT FOR STORMWATER DISCHARGES FROM CONSTRUCTION ACTIVITIES, PERMIT NO. GP-0-20-001 (GENERAL PERMIT).
11. MULTIPLE SURVEYS WERE USED TO DEVELOP SITE PLANS:
    - 11.1. BOUNDARY AND TOPOGRAPHIC SURVEY PREPARED BY RYAN BIGGS CLARK DAVIS ENGINEERING & SURVEYING AND DATED FEBRUARY 9, 2022.
    - 11.2. SITE SURVEY PROVIDED BY ELLENZWEIG, DATED DECEMBER 11, 2018. NO SUBSURFACE SOIL INFORMATION WAS OBTAINED ON THIS SITE FOR THIS CONSTRUCTION.
    - 11.3. EXISTING CONDITIONS UPDATED WITH PHASE 1 SITE WORK.
12. THE START OF ANY ON-SITE CONSTRUCTION INCLUDING STRIPPING TOPSOIL, REMOVING CUT OR PLACING FILL MATERIAL ESTABLISHES THAT THE CONTRACTOR ACCEPTS THE CONTRACT DOCUMENTS AS ACCURATELY REPRESENTING THE EXISTING SITE CONDITIONS.
13. ALL FACILITIES TO BE CONSTRUCTED OR INSTALLED SHALL COMPLY WITH ALL SECTIONS AND LATEST REVISIONS OF THE REQUIREMENTS OF ALL AGENCIES OF GOVERNMENT HAVING JURISDICTION.
14. EXISTING UTILITIES (LOCATIONS, SIZES AND INVERT ELEVATIONS) SHOWN ON THE PLANS HAVE BEEN PLOTTED FROM FIELD SURVEYS AND RECORDED MAPS AND SHALL BE INTERPRETED AS APPROXIMATE ONLY. THE CONTRACTOR SHALL BE RESPONSIBLE FOR FIELD VERIFYING THE EXISTING INFORMATION.
15. THE CONTRACTOR SHALL FIELD VERIFY LOCATIONS OF EXISTING WATERLINES, WATER VALVES, STORM LINES, SANITARY STRUCTURES AND ALL OTHER UTILITIES IN CLOSE PROXIMITY TO THE SITE, NOTING MATERIALS, SIZES, CONDITIONS, PRESSURES, ELEVATIONS, ETC. PRIOR TO ORDERING MATERIALS, DEVELOPING SHOP DRAWINGS AND INSTALLATION.
16. LONG LEAD AND SCARCE MATERIALS SHALL BE ORDERED IN A TIMELY MANNER TO PREVENT AVOIDABLE CONSTRUCTION DELAYS.
17. THE CONTRACTOR IS RESPONSIBLE FOR ALL DAMAGE CAUSED BY CONSTRUCTION TO EXISTING UTILITIES AND FACILITIES WHICH ARE NOT INCLUDED AS PART OF THE INTENDED WORK. THE CONTRACTOR SHALL REPAIR, RESTORE AND/OR REPLACE ALL DAMAGE TO THE SATISFACTION OF OWNER'S REPRESENTATIVE AT NO ADDITIONAL COST TO THE OWNER.
18. THE CONTRACTOR SHALL RESTORE ALL DISTURBED SURFACES TO ORIGINAL OR BETTER CONDITION INCLUDING 6 INCHES OF TOPSOIL, SEED, FERTILIZER, AND MULCH. OTHER SURFACES SHALL BE RESTORED AS SHOWN ON THE DETAILS.
19. THE OWNER'S REPRESENTATIVE SHALL REVIEW THE LAYOUT OF ALL PAVEMENTS, UTILITIES, AND PLANTINGS IN THE FIELD BEFORE INSTALLATION. THE CONTRACTOR SHALL SCHEDULE ADVANCED NOTIFICATION TO THE OWNER'S REPRESENTATIVE TO FACILITATE TIMELY REVIEW.
20. TOP DRESS, SEED AND MULCH ALL LAWN AREAS DISTURBED BY THE CONSTRUCTION AS SOON AS THE FINISHED GRADING OPERATION IS COMPLETED.
21. ADJUST THE RIM ELEVATIONS OF EXISTING UTILITY STRUCTURES SCHEDULED TO REMAIN TO BE FLUSH WITH THE FINISHED GRADE ELEVATIONS.
22. THE CONTRACTOR IS RESPONSIBLE FOR HANDLING, CUTTING AND DISPOSAL OF ALL ASBESTOS CEMENT (AC) PIPE TO BE REMOVED OR CUT IN ACCORDANCE WITH ALL APPLICABLE REGULATIONS.
23. MAINTAIN AN ADEQUATE SUPPLY OF EROSION AND SEDIMENT CONTROL MATERIALS AT THE CONSTRUCTION SITE AT ALL TIMES TO BE USED FOR URGENT SITUATIONS, SUCH AS UNEXPECTED HEAVY RAINFALL.
24. MAINTENANCE AND REPAIR OF ALL EQUIPMENT AND VEHICLES INVOLVING OIL CHANGES, HYDRAULIC SYSTEM AND FUEL TANK DRAIN DOWN, DEGREASING OPERATIONS AND OTHER ACTIVITIES THAT MAY RESULT IN THE ACCIDENTAL RELEASE OF CONTAMINANTS MUST BE CONDUCTED OFF-SITE. ACCIDENTAL SPILLS MUST BE CLEANED UP IMMEDIATELY AND CONTAMINANTS DISPOSED OF PROPERLY.
25. THE CONTRACTOR SHALL ULTIMATELY BE RESPONSIBLE FOR LOCATING SOIL AND EXCESS EXCAVATED EARTH STOCK PILES AT A STABLE LOCATION. STOCK PILES SHALL BE STABILIZED PER THE DETAIL.
26. CONSTRUCTION ROUTES SHALL BE STABILIZED PER THE NYS STANDARDS FOR EROSION AND SEDIMENT CONTROL, AS NECESSARY BASED ON SITE CONDITIONS.
27. THE CONTRACTOR IS RESPONSIBLE FOR THE PLACEMENT, DESIGN, APPROVAL, AND OPERATION OF THE CONCRETE WASHOUTS. THE CONCRETE WASHOUTS SHALL BE INSTALLED A MINIMUM OF 50' FROM STORM DRAINAGE OR SURFACE WATER. CONCRETE WASTE MATERIAL SHALL NOT BE ALLOWED TO ESCAPE FROM THE CONCRETE WASHOUT.
28. SOLID WASTE SHALL BE STORED IN COVERED DUMPSTERS OR OTHER APPROPRIATE CONTAINERS. WASTE IS TO BE DISPOSED OF REGULARLY AND PROPERLY IN ACCORDANCE WITH LOCAL, STATE, AND/OR FEDERAL REGULATIONS.
29. THE EROSION AND SEDIMENT CONTROLS ARE SHOWN FOR A CONDITION WHEN ALL WORK IS OCCURRING SIMULTANEOUSLY. ACTUAL INSTALLATIONS SHALL BE ADJUSTED BASED ON CURRENT CONSTRUCTION ACTIVITY AND SITE CONDITIONS.
30. REMOVE, PROTECT, AND STORE FOR REINSTALLATION ANY SIGNAGE, LIGHT FIXTURES / POLES, BOLLARDS, ETC. THAT ARE IN CONFLICT WITH PERFORMING THE WORK. COORDINATE WITH THE OWNER'S REPRESENTATIVE PRIOR TO REMOVING ITEMS.

ABBREVIATIONS

AL	ALUMINUM
ACT	ACTUAL
APPR	APPROXIMATE/ APPROXIMATELY
BC	BOTTOM OF CURB
BLDG	BUILDING
BM	BENCHMARK
BOS	BOTTOM OF SLOPE
BS	BOTTOM OF STAIR
BW	BOTTOM OF WALL
B&B	BALLED AND BURLAPPED
CAL	CALIPER
CB	CATCH BASIN
CF	CUBIC FEET
CI	CAST IRON
CIP	CAST IN PLACE
CIR	CIRCLE/CIRCULAR
CJ	CONTROL JOINT
CLF	CHAIN-LINK FENCE
CLL	CONTRACT LIMIT LINE
CLR	CLEAR
CMP	CORRUGATED METAL PIPE
CO	CLEANOUT
COL	COLUMN
CONC	CONCRETE
CONT	CONTAINER
CONTR	CONTRACTOR
CY	CUBIC YARDS
DET	DETAIL
DIM	DIMENSION
DIA	DIAMETER
DMH	DROP MANHOLE
DWG	DRAWING
E	EAST
EA	EACH
EJ	EXPANSION JOINT
EL	ELEVATION
EQ	EQUAL
ES	END SECTION
EX	EXISTING
EXP	EXPANSION
FFE	FINISHED FLOOR ELEVATION
FG	FINISHED GRADE
FIN	FINISH
FL	FLOOR
FTG	FOOTING
FT	FOOT/FEET
GA	GAUGE
GAL	GALLON
GALV	GALVANIZED
GC	GENERAL CONTRACTOR
GR	GUARDRAIL
GV	GAS VALVE
HOR	HORIZONTAL
HP	HIGH POINT
HT	HEIGHT
HW	HEAD WALL
HWY	HIGHWAY
HYD	HYDRANT
ID	INSIDE DIAMETER
IN	INCH/INCHES
INL	INLET
INV	INVERT
IP	IRON PIPE
JB	JUNCTION BOX
L	LENGTH/LONG
LA	LANDSCAPE ARCHITECT
LAT	LATITUDE
LF	LINEAR FEET
LFT	LEFT
LIN	LINEAR
LP	LOW POINT
M	METER
MAX	MAXIMUM
MH	MANHOLE
MIN	MINIMUM
MISC	MISCELLANEOUS
MON	MONUMENT
N	NORTH
NA	NOT APPLICABLE
NIC	NOT IN CONTRACT
NOM	NOMINAL
NTS	NOT TO SCALE
NUM	NUMBER
OC	ON CENTER
OCEW	ON CENTER EACH WAY
OD	OUTSIDE DIAMETER
OP	OUTLET PROTECTION
PA	PLANTING AREA
PC	POINT OF CURVATURE
PCC	POINT OF COMPOUND CURVATURE
PI	POINT OF INTERSECTION
PL	PROPERTY LINE
POB	POINT OF BEGINNING
PRC	POINT OF REVERSE CURVATURE
PT	POINT OF TANGENT/ PERCOLATION TEST
	LOCATION
PVC	POLYVINYL CHLORIDE
R	RADIUS
RCP	REINFORCED CONCRETE
PIPE	
REINF	REINFORCING
REQD	REQUIRED
REV	REVISION
ROW	RIGHT OF WAY
RT	RIGHT
S	SOUTH
SAN	SANITARY
SECT	SECTION
SF	SQUARE FOOT
SG	SUB GRADE
SH	SHEET
SI	STORM INLET
SL	STREET LIGHT
SPEC	SPECIFICATIONS/ SPECIFIED
SQ	SQUARE
SS	STAINLESS STEEL
STA	STATION
STL	STEEL
SY	SQUARE YARD
T	TANGENT
TB	TEST BORING
TC	TOP OF CURB
TOS	TOP OF SLOPE
TS	TOP OF STAIR
TW	TOP OF WALL
TYP	TYPICAL
T&G	TONGUE AND GROOVE
UD	UNDERDRAIN
UG	UNDERGROUND
USGS	UNITED STATES GEOLOGICAL SURVEY
VAR	VARIES/VARIABLE
VCP	VITRIFIED CLAY PIPE
VERT	VERTICAL
W	WEST
WE	WATER ELEVATION
WL	WALK LIGHT
WV	WATER VALVE
WWM	WOVEN WIRE MESH
W/	WITH
W/O	WITHOUT
YD	YARD DRAIN
℄	CENTER LINE
±	PLUS OR MINUS
Δ	CHANGE IN VALUE
<	LESS THAN
>	GREATER THAN

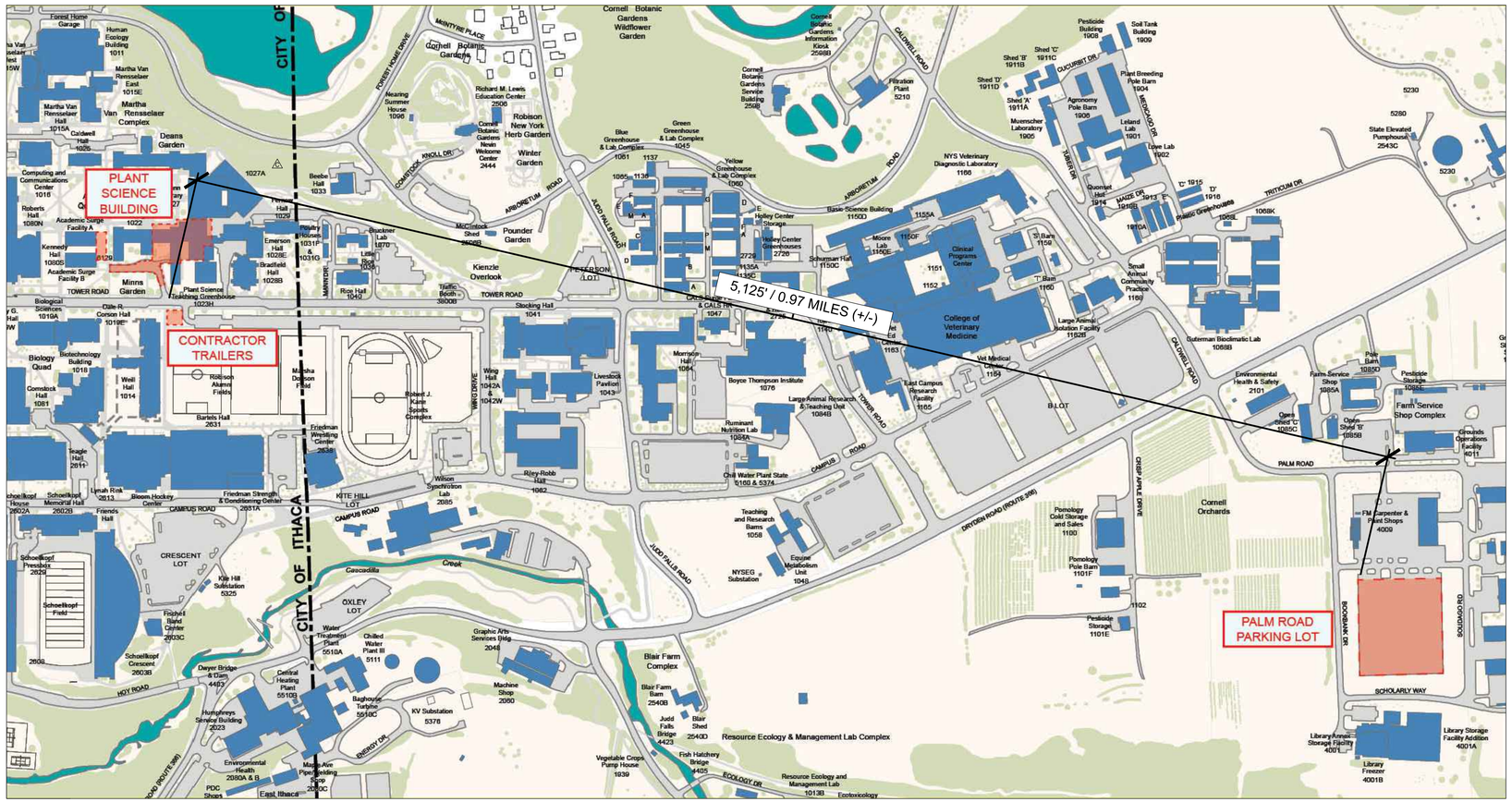

1 CONSTRUCTION STAGING / PARKING MAP

REFER TO GENERAL CONDITIONS (DIVISION 01) FOR MORE INFORMATION

N

0 375 750 1,125 1,500

GRAPHIC SCALE (IN FEET)

RENOVATE PLANT SCIENCE BUILDING - PHASE 2

SUCF Project No. 161026-00

236 Tower Road
Ithaca, NY 14853

Cornell CALS College of Agriculture and Life Sciences

SUNY State University Construction Fund

Ellenzweig Architecture | Planning — 230 Congress Street, Boston, MA 02110, T 617 491-5575

Ryan Biggs Clark Davis Structural Engineers — 257 Ushers Road, Clifton Park, NY 12065, T 518 406-5506

Salas O'Brien Consulting & Engineering Group of NY, Inc. Mechanical Engineers — 300 Trolley Blvd., Rochester, NY 14606, T 585 288-5590

Jade Stone Engineering Electrical Engineers — 444 Vanduzee St., Watertown, NY 13601, T 315 836 4062

Watson Engineering Plumbing — 4500 State Route 434, Apalachin, NY 13732, T 607 223-4334

DM Engineers Fire Protection Engineers — 1007 Yonkers Ave, Yonkers, NY 10704, T 929 333-2339

Bell & Spina Building Envelope — 215 Wyoming Street S, Syracuse, NY 13204, T 315 488-0377

Environ. Design & Research Historic Preservation, Landscape, Civil Engineering — 217 Montgomery St, Suite 1000, Syracuse, NY 13202, T 315 471-0688

Schuler Shook Lighting Design — 240 W 40th Street, 2nd Floor, New York, NY 10018, T 212 439-5650

D2D Green Design Sustainability PH2 — 10 Hallenbeck Hill, East Greenbush, NY 12061, T 518 729-2967

Shen Milsom & Wilke Acoustics, IT, AV, Security — 417 Fifth Avenue, New York, NY 10016, T 212 725-6800

Watts Architects & Engineers Asbestos, Haz Mat — 95 Perry Street, Suite 300, Buffalo, NY 14203, T 716 206-5122

Hastings Consulting Building Code — 142 Hanlon Rd, Holliston, MA 01746, T 508 397-8417

Ellana Cost Consulting — 32 Broadway, Suite 801, New York, NY 10004, T 212971-0936

Notes:

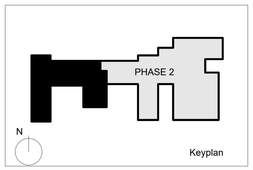

Job Number
Drawing By
Checked By
Filename
Date August 31, 2026

Revisions

GENERAL NOTES
PHASE 2

REGISTERED LANDSCAPE ARCHITECT
DANIEL CHABERNY III
001474
STATE OF NEW YORK

BID DOCUMENTS
Scale: NA

C0.0

2024 Ellenzweig ©

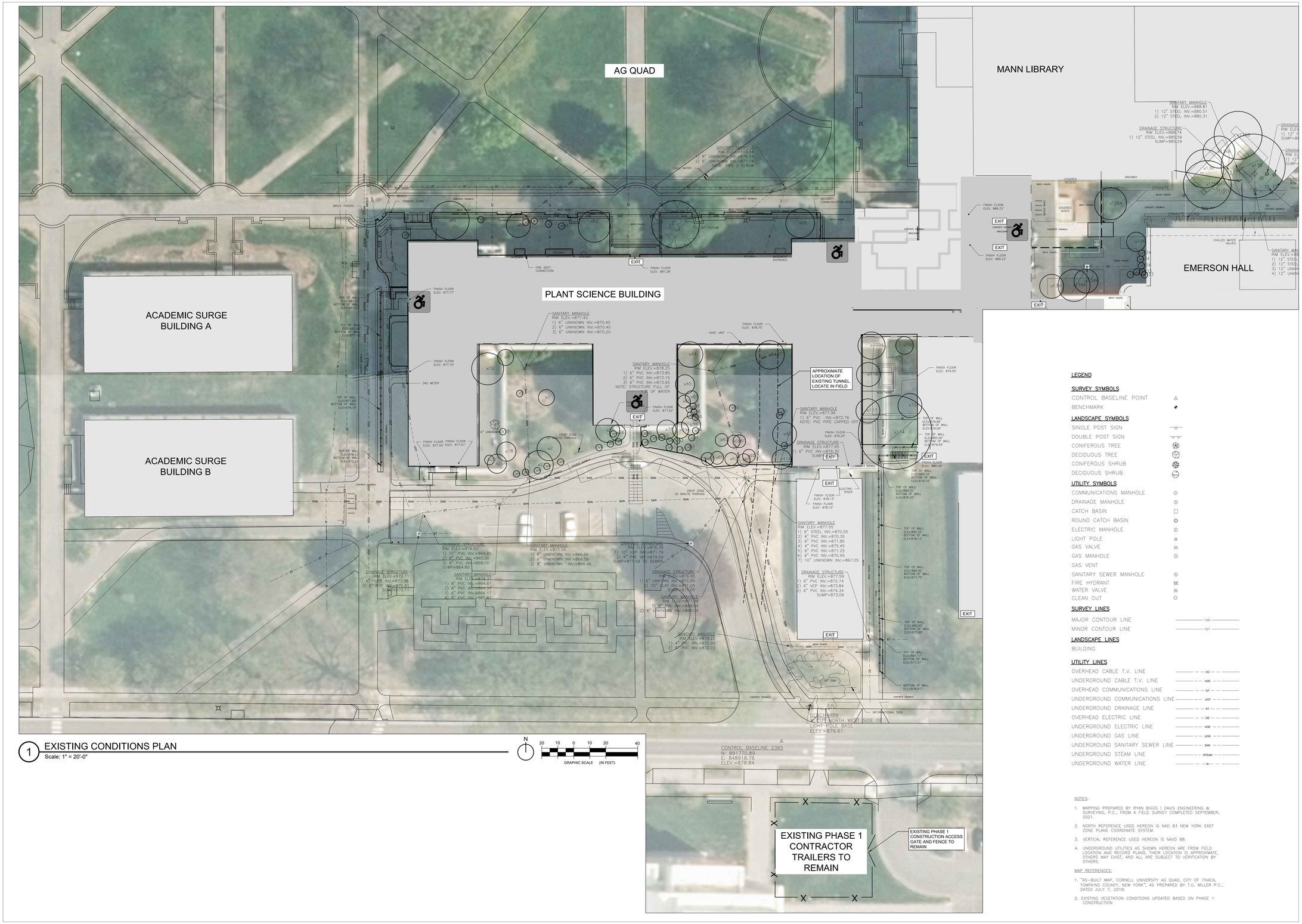

1 EXISTING CONDITIONS PLAN
Scale: 1" = 20'-0"

LEGEND

SURVEY SYMBOLS
CONTROL BASELINE POINT
BENCHMARK

LANDSCAPE SYMBOLS
SINGLE POST SIGN
DOUBLE POST SIGN
CONIFEROUS TREE
DECIDUOUS TREE
CONIFEROUS SHRUB
DECIDUOUS SHRUB

UTILITY SYMBOLS
COMMUNICATIONS MANHOLE
DRAINAGE MANHOLE
CATCH BASIN
ROUND CATCH BASIN
ELECTRIC MANHOLE
LIGHT POLE
GAS VALVE
GAS MANHOLE
GAS VENT
SANITARY SEWER MANHOLE
FIRE HYDRANT
WATER VALVE
CLEAN OUT

SURVEY LINES
MAJOR CONTOUR LINE — 100 —
MINOR CONTOUR LINE — 101 —

LANDSCAPE LINES
BUILDING

UTILITY LINES
OVERHEAD CABLE T.V. LINE — OC —
UNDERGROUND CABLE T.V. LINE — UGC —
OVERHEAD COMMUNICATIONS LINE — OT —
UNDERGROUND COMMUNICATIONS LINE — UGT —
UNDERGROUND DRAINAGE LINE — ST —
OVERHEAD ELECTRIC LINE — OE —
UNDERGROUND ELECTRIC LINE — UGE —
UNDERGROUND GAS LINE — UGG —
UNDERGROUND SANITARY SEWER LINE — SAN —
UNDERGROUND STEAM LINE — STEAM —
UNDERGROUND WATER LINE — W —

NOTES:

1. MAPPING PREPARED BY RYAN BIGGS | DAVIS ENGINEERING & SURVEYING, P.C., FROM A FIELD SURVEY COMPLETED SEPTEMBER, 2021.
2. NORTH REFERENCE USED HEREON IS NAD 83 NEW YORK EAST ZONE PLANE COORDINATE SYSTEM.
3. VERTICAL REFERENCE USED HEREON IS NAVD 88.
4. UNDERGROUND UTILITIES AS SHOWN HEREON ARE FROM FIELD LOCATION AND RECORD PLANS, THEIR LOCATION IS APPROXIMATE, OTHERS MAY EXIST, AND ALL ARE SUBJECT TO VERIFICATION BY OTHERS.

MAP REFERENCES:

1. "AS-BUILT MAP, CORNELL UNIVERSITY AG QUAD, CITY OF ITHACA, TOMPKINS COUNTY, NEW YORK", AS PREPARED BY T.G. MILLER P.C., DATED JULY 7, 2016.
2. EXISTING VEGETATION CONDITIONS UPDATED BASED ON PHASE 1 CONSTRUCTION

RENOVATE PLANT SCIENCE BUILDING - PHASE 2
SUCF Project No. 161026-00

236 Tower Road
Ithaca, NY 14853

Cornell CALS College of Agriculture and Life Sciences

SUNY State University Construction Fund

Ellenzweig Architecture | Planning	230 Congress Street Boston, MA 02110 T 617 491-5575
Ryan Biggs Clark Davis Structural Engineers	257 Ushers Road Clifton Park, NY 12065 T 518 406-5506
Salas O'Brien Consulting & Engineering Group of NY, Inc. Mechanical Engineers	300 Trolley Blvd. Rochester, NY 14606 T 585 288-5590
Jade Stone Engineering Electrical Engineers	444 Vanduzee St. Watertown, NY 13601 T 315 836 4062
Watson Engineering Plumbing	4500 State Route 434 Apalachin, NY 13732 T 607 223-4334
DM Engineers Fire Protection Engineers	1007 Yonkers Ave Yonkers, NY 10704 T 929 333-2339
Bell & Spina Building Envelope	215 Wyoming Street S Syracuse, NY 13204 T 315 488-0377
Environ. Design & Research Historic Preservation, Landscape, Civil Engineering	217 Montgomery St, Suite 1000 Syracuse, NY 13202 T 315 471-0688
Schuler Shook Lighting Design	240 W 40th Street, 2nd Floor New York, NY 10018 T 212 439-5650
D2D Green Design Sustainability PH2	10 Hallenbeck Hill East Greenbush, NY 12061 T 518 729-2967
Shen Milsom & Wilke Acoustics, IT, AV, Security	417 Fifth Avenue New York, NY 10016 T 212 725-6800
Watts Architects & Engineers Asbestos, Haz Mat	95 Perry Street, Suite 300 Buffalo, NY 14203 T 716 206-5122
Hastings Consulting Building Code	142 Hanlon Rd Holliston, MA 01746 T 508 397-8417
Ellana Cost Consulting	32 Broadway, Suite 801 New York, NY 10004 T 212971-0936

Notes:

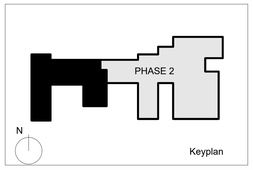

Job Number
Drawing By
Checked By
Filename
Date August 31, 2026

Revisions

EXISTING CONDITIONS PLAN
PHASE 2

REGISTERED LANDSCAPE ARCHITECT
ROBERT ANDREW CHAMERKA FLORA
001474
STATE OF NEW YORK

BID DOCUMENTS
Scale: 1" = 20'-0"

C0.1

2024 Ellenzweig ©

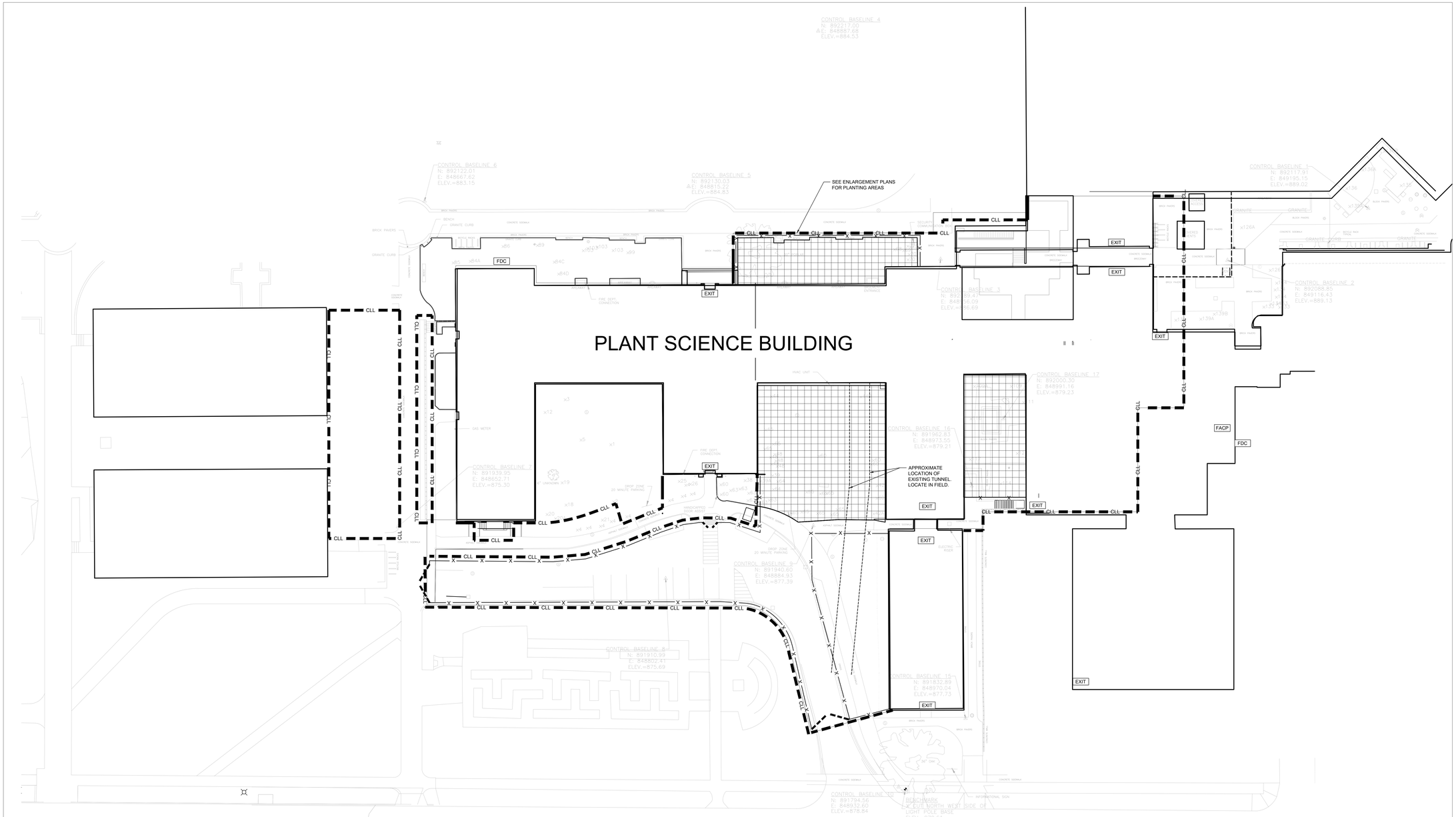

1 DEMOLITION PLAN
Scale: 1" = 20'-0"

N

20 10 0 10 20 40
GRAPHIC SCALE (IN FEET)

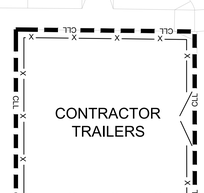

DEMOLITION PLAN LEGEND

ITEM	SYMBOL
CONTRACT LIMIT LINE	CLL
TEMPORARY SITE ENCLOSURE FENCE	X X
PLANTING AREA (REFERENCE DEMOLITION PLAN ENLARGEMENTS FOR RETAINAGE/PROTECTION, TRANSPLANT, OR REMOVAL)	

DEMOLITION PLAN NOTES

1. RESTORATION OF THE CONTRACTOR TRAILER AREA IS REQUIRED AT PROJECT COMPLETION.
2. LAWN RESTORATION IS DEPENDENT ON GROWING SEASON AND DATE OF PROJECT COMPLETION. SEEDING MAY WAIT UNTIL SPRING.

RENOVATE PLANT SCIENCE BUILDING - PHASE 2
SUCF Project No. 161026-00

236 Tower Road
Ithaca, NY 14853

Cornell CALS College of Agriculture and Life Sciences

SUNY State University Construction Fund

Ellenzweig Architecture | Planning	230 Congress Street Boston, MA 02110 T 617 491-5575
Ryan Biggs Clark Davis Structural Engineers	257 Ushers Road Clifton Park, NY 12065 T 518 406-5506
Salas O'Brien Consulting & Engineering Group of NY, Inc. Mechanical Engineers	300 Trolley Blvd. Rochester, NY 14606 T 585 288-5590
Jade Stone Engineering Electrical Engineers	444 Vanduzee St. Watertown, NY 13601 T 315 836 4062
Watson Engineering Plumbing	4500 State Route 434 Apalachin, NY 13732 T 607 223-4334
DM Engineers Fire Protection Engineers	1007 Yonkers Ave Yonkers, NY 10704 T 929 333-2339
Bell & Spina Building Envelope	215 Wyoming Street S Syracuse, NY 13204 T 315 488-0377
Environ. Design & Research Historic Preservation, Landscape, Civil Engineering	217 Montgomery St, Suite 1000 Syracuse, NY 13202 T 315 471-0688
Schuler Shook Lighting Design	240 W 40th Street, 2nd Floor New York, NY 10018 T 212 439-5650
D2D Green Design Sustainability PH2	10 Hallenbeck Hill East Greenbush, NY 12061 T 518 729-2967
Shen Milsom & Wilke Acoustics, IT, AV, Security	417 Fifth Avenue New York, NY 10016 T 212 725-6800
Watts Architects & Engineers Asbestos, Haz Mat	95 Perry Street, Suite 300 Buffalo, NY 14203 T 716 206-5122
Hastings Consulting Building Code	142 Hanlon Rd Holliston, MA 01746 T 508 397-8417
Ellana Cost Consulting	32 Broadway, Suite 801 New York, NY 10004 T 212971-0936

Notes:

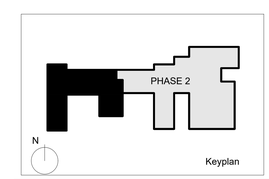

Keyplan

Job Number
Drawing By SMB
Checked By JCG
Filename
Date August 31, 2026

Revisions

DEMOLITION PLAN PHASE 2

REGISTERED LANDSCAPE ARCHITECT
ANNE CHARENTY FALCONI
001474
STATE OF NEW YORK

BID DOCUMENTS
Scale: 1" = 20'-0"

C0.2

2024 Ellenzweig ©

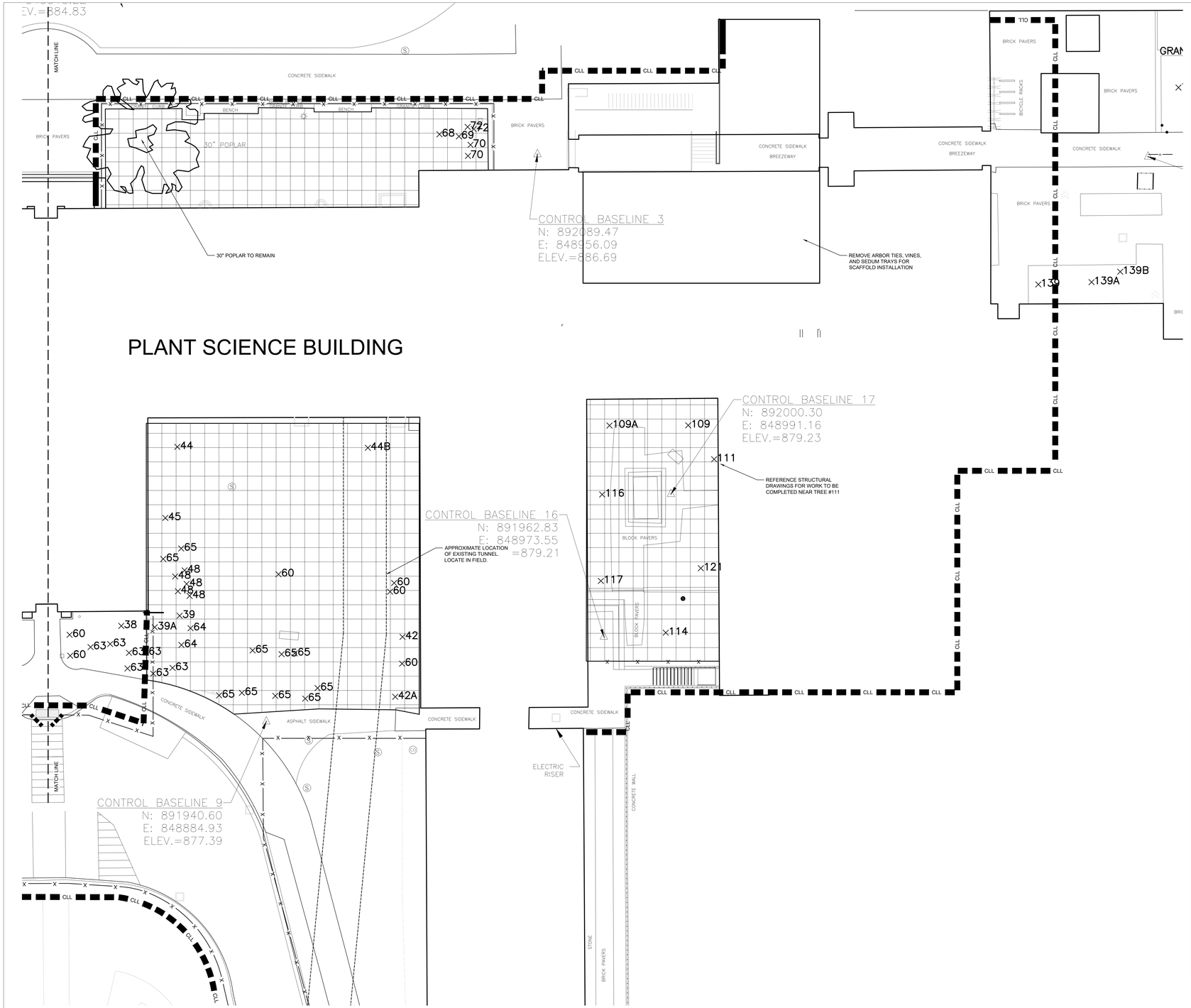

1 PLANTING DEMOLITION PLAN ENLARGEMENT - EAST COURTYARD AND ENTRY WAY

Scale: 1" = 10'-0"

N

10 0 5 10 20

GRAPHIC SCALE (IN FEET)

PLANT IDENTIFICATION LISTS

EAST COURTYARD AND ENTRY WAY				
PLANT ID#	SPECIES	RETAIN / PROTECT / TRANSPLANT / REMOVE	# OF PLANTS	DIAMETER OF TREE DRIP LINE
39	MAGNOLIA ACUMINATA	RETAIN / PROTECT	1	12
39A	MAGNOLIA ACUMINATA	RETAIN / PROTECT	1	10
40	MAGNOLIA KOBUS STLLATA X LILLIFLORA	REMOVE	1	10
40A	MAGNOLIA KOBUS STLLATA X LILLIFLORA	REMOVE	1	8
40B	MAGNOLIA KOBUS STLLATA X LILLIFLORA	REMOVE	1	4
40C	MAGNOLIA KOBUS STLLATA X LILLIFLORA	REMOVE	1	10
40D	MAGNOLIA KOBUS STLLATA X LILLIFLORA	REMOVE	1	6
40E	MAGNOLIA KOBUS STLLATA X LILLIFLORA	REMOVE	1	6
40F	MAGNOLIA KOBUS STLLATA X LILLIFLORA	REMOVE	1	8
42	PINUS FLEXILIS	RETAIN / PROTECT	1	15
42A	PINUS FLEXILIS	RETAIN / PROTECT	1	12
43	PAULOWNIA TOMENTOSA	REMOVE	3	
44	MAGNOLIA GRANDIFLORA 'EDITH BOGUE'	RETAIN / PROTECT	1	16
44B	MAGNOLIA GRANDIFLORA 'EDITH BOGUE'	RETAIN / PROTECT	1	18
45	CHAMAECYPARIS OBTUSA	RETAIN / PROTECT	1	12
45A	CHAMAECYPARIS OBTUSA	RETAIN / PROTECT	1	4
46	HYDRANGEA PANICULATA	TRANSPLANT BY OTHERS	4	
47	HYDRANGEA MACROPHYLLA	TRANSPLANT BY OTHERS	3	
48	HYDRANGEA QUERCIFOLIA	RETAIN / PROTECT	5	
49	DEUTZIA SCABRA	TRANSPLANT BY OTHERS	2	
50	VIBURNUM X VANHOUTEI	TRANSPLANT BY OTHERS	3	6
50A	VIBURNUM X VANHOUTEI	TRANSPLANT BY OTHERS	1	6
51	VIBURNUM X MEDIA	TRANSPLANT BY OTHERS	10	
53	DEUTZIA GRACILIS	REMOVE	1	
54	QUERCUS X 'REGAL PRINCE'	TRANSPLANT BY OTHERS	1	10
54A	QUERCUS X 'REGAL PRINCE'	TRANSPLANT BY OTHERS	1	DEAD
54B	QUERCUS X 'REGAL PRINCE'	TRANSPLANT BY OTHERS	1	12
55	QUERCUS X 'CRIMSON SPIRE'	TRANSPLANT BY OTHERS	1	10
56	LARIX DECIDUA	REMOVE	2	
57	BERBERIS THUNBERGII 'CONCORDE'	TRANSPLANT BY OTHERS	4	
58	LESPEDEZA BICOLOR	REMOVE	1	
59	PENNISETUM ALOPECUROIDES 'HAMLIN'	REMOVE	2	
60	COTINUS COGGYGRIA	RETAIN / PROTECT	4	
61	CERCIDIPYLLUM JAPONICUM 'RED FOX'	TRANSPLANT BY OTHERS	1	6
61A	CERCIDIPYLLUM JAPONICUM 'RED FOX'	TRANSPLANT BY OTHERS	1	12
62	QUERCUS MICHAUXII	TRANSPLANT BY OTHERS	1	
63	JUNIPERUS VIRGINIANA 'GREY OWL'	RETAIN / PROTECT	3	
64	LABURNUM WATERERI	RETAIN / PROTECT	2	
65	BUXUS SEMPERVIREN 'CASTLE WALL'	RETAIN / PROTECT	10	

QUAD SIDE OF PLANT SCIENCE (EAST SIDE)				
PLANT ID#	SPECIES	RETAIN / PROTECT / TRANSPLANT / REMOVE	# OF PLANTS	DIAMETER OF TREE DRIP LINE
68	ACER CARPINIFOLIUM	RETAIN / PROTECT	1	18
69	KERRIA JAPONICA	TRANSPLANT BY OTHERS	2	
70	HYDRANGEA ARBORESCENS	TRANSPLANT BY OTHERS	2	
72	HYDRANGEA QUERCIFOLIA	TRANSPLANT BY OTHERS	9	

MANN COURTYARD				
PLANT ID#	SPECIES	RETAIN / PROTECT / TRANSPLANT / REMOVE	# OF PLANTS	DIAMETER OF TREE DRIP LINE
139	ACER PENSYLVANICA 'WHITE TIGRESS'	RETAIN / PROTECT	1	15

HIDDEN GARDEN WITH LARGE ARBOR AND POND EAST OF PLANT SCIENCE				
PLANT ID#	SPECIES	RETAIN / PROTECT / TRANSPLANT / REMOVE	# OF PLANTS	DIAMETER OF TREE DRIP LINE
109	MAGNOLIA GRANDIFLORA	RETAIN / PROTECT	1	11
109A	MAGNOLIA GRANDIFLORA	RETAIN / PROTECT	1	17
110	JUNIPERUS SQUAMATA	REMOVE	1	7
111	ALBIZZIA JULIBRISSEN	RETAIN / PROTECT	1	40
112	COTINUS COGGYGRIA	TRANSPLANT BY OTHERS	4	
114	ULMUS 'VANGUARD'	RETAIN / PROTECT	1	45
116	ACER PALMATUM	RETAIN / PROTECT	1	15
117	PRUNUS LAUROCERASUS	RETAIN / PROTECT	1	
118	CARAGANA ARBORESCENS 'WALKERI'	TRANSPLANT BY OTHERS	1	
119	SPIRAEA JAPONICA	TRANSPLANT BY OTHERS	3	
120	HYDRANGEA MACROPHYLLA	TRANSPLANT BY OTHERS	4	
121	CRYPTOMERIA JAPONICA	RETAIN / PROTECT	1	15
122	CHAMAECYPARIS OBTUSA 'NANA'	TRANSPLANT BY OTHERS	1	
124	PERENNIALS: ROGIGERSIA AESCULIFOLIA, ANEMONE HUPEHENSIS, ACANTHUS SPINOSUS, HOSTA SPP, CERATOSTIGMA PLUMBAGINOIDES	TRANSPLANT BY OTHERS	10	
125	ILLEX SPP	REMOVE	1	

DEMOLITION PLAN NOTES

1. ALL WORK ASSOCIATED WITH PLANTINGS SHALL BE STRICTLY COORDINATED WITH OWNER'S REPRESENTATIVE AND CAMPUS PRIOR TO COMMENCING WORK.
2. REFERENCE DETAILS ON SHEET C6.1 FOR PLANT MATERIAL PROTECTION.
3. ALL TRANSPLANTING SCOPE HAS BEEN COMPLETED BY THE CAMPUS AND SHALL NOT BE INCLUDED IN CONTRACTOR'S PROJECT SCOPE.
4. WHERE THERE IS A CONFLICT BETWEEN QUANTITIES SHOWN ON THE PLANS AND IN THE SCHEDULE, UTILIZE THE LARGER QUANTITY.

RENOVATE PLANT SCIENCE BUILDING - PHASE 2

SUCF Project No. 161026-00

236 Tower Road
Ithaca, NY 14853

Cornell CALS College of Agriculture and Life Sciences

SUNY State University Construction Fund

Ellenzweig Architecture | Planning — 230 Congress Street, Boston, MA 02110, T 617 491-5575

Ryan Biggs Clark Davis Structural Engineers — 257 Ushers Road, Clifton Park, NY 12065, T 518 406-5506

Salas O'Brien Consulting & Engineering Group of NY, Inc. Mechanical Engineers — 300 Trolley Blvd. Rochester, NY 14606, T 585 288-5590

Jade Stone Engineering Electrical Engineers — 444 Vanduzee St. Watertown, NY 13601, T 315 836 4062

Watson Engineering Plumbing — 4500 State Route 434 Apalachin, NY 13732, T 607 223-4334

DM Engineers Fire Protection Engineers — 1007 Yonkers Ave Yonkers, NY 10704, T 929 333-2339

Bell & Spina Building Envelope — 215 Wyoming Street S Syracuse, NY 13204, T 315 488-0377

Environ. Design & Research Historic Preservation, Landscape, Civil Engineering — 217 Montgomery St, Suite 1000 Syracuse, NY 13202, T 315 471-0688

Schuler Shook Lighting Design — 240 W 40th Street, 2nd Floor New York, NY 10018, T 212 439-5650

D2D Green Design Sustainability PH2 — 10 Hallenbeck Hill East Greenbush, NY 12061, T 518 729-2967

Shen Milsom & Wilke Acoustics, IT, AV, Security — 417 Fifth Avenue New York, NY 10016, T 212 725-6800

Watts Architects & Engineers Asbestos, Haz Mat — 95 Perry Street, Suite 300 Buffalo, NY 14203, T 716 206-5122

Hastings Consulting Building Code — 142 Hanlon Rd Holliston, MA 01746, T 508 397-8417

Ellana Cost Consulting — 32 Broadway, Suite 801 New York, NY 10004, T 212971-0936

Notes:

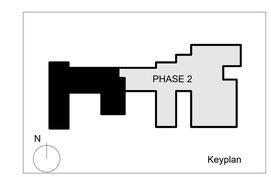

Job Number
Drawing By
Checked By
Filename
Date August 31, 2026

Revisions

DEMOLITION PLAN ENLARGEMENTS PHASE 2

REGISTERED LANDSCAPE ARCHITECT JAMIE CHAREWICZ ELLENZWEIG 001474 STATE OF NEW YORK

BID DOCUMENTS
Scale: 1" = 10'-0"

C0.3

2024 Ellenzweig ©

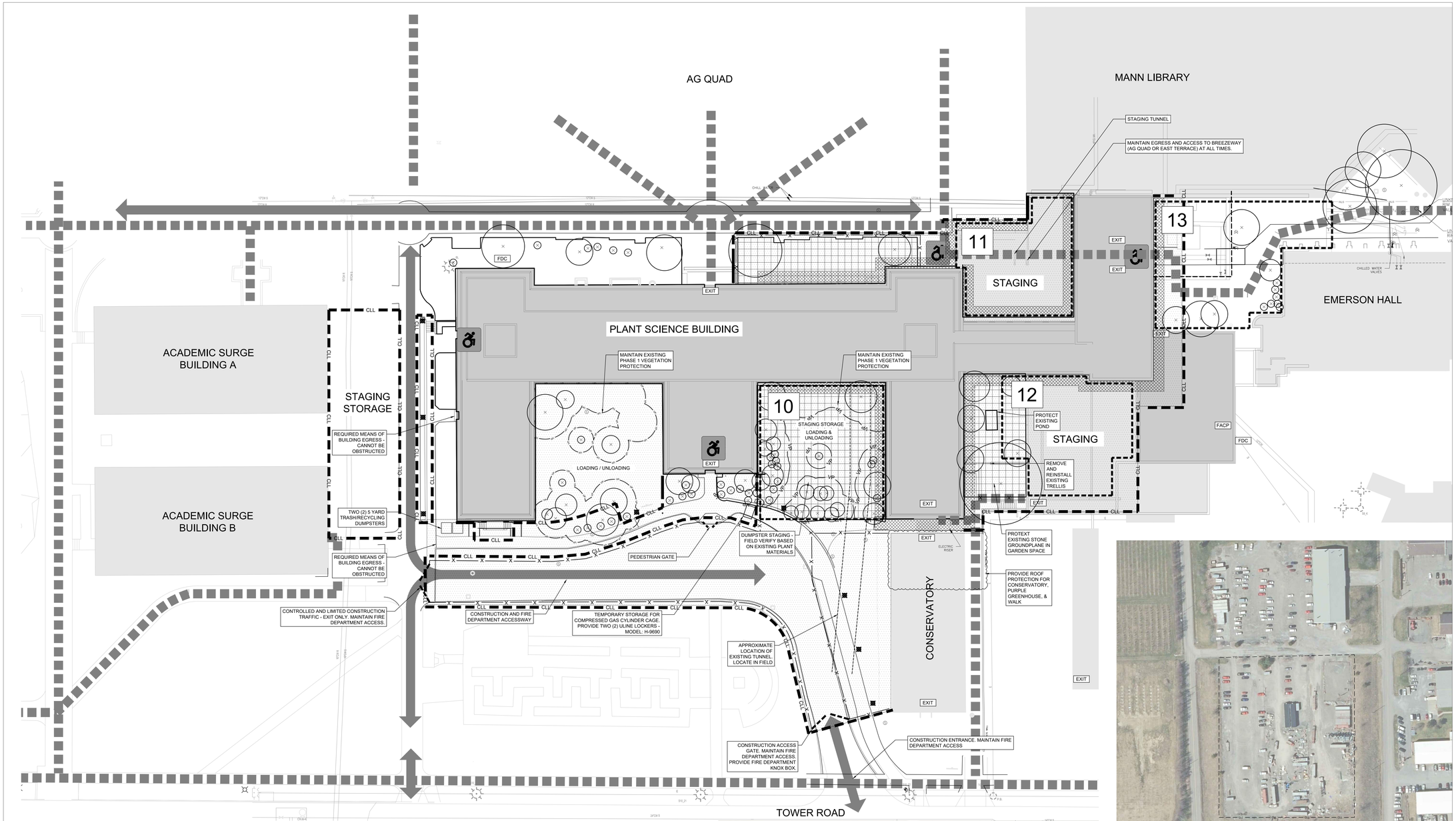

1 CONSTRUCTION STAGING PLAN

Scale: 1" = 20'-0"

N

20 10 0 10 20 40

GRAPHIC SCALE (IN FEET)

KEY FACTORS AND STAGING PLAN GOALS

1. MAINTAIN ACCESS TO PARTIALLY OCCUPIED BUILDING.
2. PRIORITIZE LIFE SAFETY OF OCCUPANTS, PEDESTRIANS AND CONTRACTORS.
3. MAINTAIN TWO MEANS OF EXITING THE BUILDING FOR OCCUPANTS AND CONTRACTORS AT ALL TIMES.
4. MAINTAIN FIRE DEPARTMENT ACCESS AROUND THE BUILDING AT ALL TIMES.
5. PROVIDE SAFE CONSTRUCTION ACCESS, DELIVERY AND STAGING.
6. COORDINATE SCAFFOLDING FOR PARAPET, CORNICE, FACADE AND WINDOW REPAIR/REPLACEMENT.
7. RELOCATE AND/OR PROTECT PLANTINGS PER PLANS.
8. MAINTAIN PEDESTRIAN ACCESS ROUTES. COORDINATE ANY CLOSURES WITH OWNER'S REPRESENTATIVE TWO WEEKS IN ADVANCE.
9. COORDINATE SCAFFOLDING AND TREE PROTECTION INTERACTION WITH CAMPUS
10. ANY CRANE ACTIVITY IN THIS AREA WILL NEED TO TAKE INTO ACCOUNT THE UTILITY TUNNEL BELOW, AND PROTECT THE TUNNEL ACCORDINGLY. COORDINATE WITH CORNELL FOR EXISTING CONDITIONS INFORMATION
11. THIS AREA HAS BUILT SPACE BELOW. COORDINATE WITH CORNELL FOR EXISTING CONDITIONS INFORMATION.
12. THIS AREA HAS BUILT SPACE BELOW. COORDINATE WITH CORNELL FOR EXISTING CONDITIONS INFORMATION.
13. THIS AREA HAS BUILT SPACE BELOW. COORDINATE WITH CORNELL FOR EXISTING CONDITIONS INFORMATION. THIS AREA IS CURRENTLY SLATED FOR REDESIGN BY CORNELL, AND ANY PHASE 2 WORK SHOULD TAKE THAT INTO ACCOUNT.
14. COORDINATE WITH THE UNIVERSITY REGARDING CORNELL LANDSCAPE MAINTENANCE ACCESS TO THE EXISTING PLANT BED WEST OF THE CONSERVATORY.
15. COORDINATE WITH CORNELL FACILITIES PERSONNEL, CORNELL ENVIRONMENTAL HEALTH & SAFETY, AND LOCAL AHJ FOR IMPAIRMENTS TO EGRESS, CIRCULATION, AND ACCESSIBILITY TO SURROUNDING BUILDINGS AND THROUGH BREEZEWAY.

CONSTRUCTION STAGING LEGEND

CLL	CONTRACT LIMIT LINE		CONSTRCUTION AND FIRE DEPARTMENT ACCESSWAY
	CONSTRUCTION TRAFFIC AREA		6'-0" SCAFFOLD ON MUD SILLS
	PHASE 2 WORK AREA	EXIT	BUILDING EXIT
X	TEMPORARY SITE ENCLOSURE FENCE	FACP	FIRE ALARM CONTROL PANEL
VP	VEGETATION PROTECTION ZONE FENCE	FDC	FIRE DEPARTMENT CONNECTION
	PEDESTRIAN ACCESS ROUTE		



2 EXISTING PHASE 1 CONSTRUCTION STAGING PLAN - PALM ROAD

Scale: 1" = 100'

N

100 0 50 100 200

GRAPHIC SCALE (IN FEET)

PALM ROAD STAGING AREA NOTES

1. PARKING MAY BE MADE AVAILABLE FOR STAGING AT PALM ROAD OR OTHER PRE-DETERMINED AREA FOR THE DURATION OF THE PROJECT.
2. ALL VEHICLES AT PALM ROAD MUST BE REGISTERED WITH TRANSPORTATION SERVICES. DUE TO ONGOING WORK AT THE PALM ROAD LOT, PARKING MAY BE LIMITED.
3. IF STAGING SPACE IS NEEDED, A REQUEST SHOULD BE SUBMITTED TO THE CORNELL PROJECT MANAGER (DAVIES ORINDA, DOO4@CORNELL.EDU).
4. THE CONTRACTOR WILL BE RESPONSIBLE FOR SECURING AND MAINTAINING THE DESIGNATED AREA.
5. ALL CONTRACTOR TRAILERS OR STORAGE CONTAINERS LOCATED IN THE PALM ROAD STAGING AREA WILL NEED TO FILE FOR A BUILDING PERMIT WITH THE TOWN OF ITHACA.
6. IF THE TRAILER/CONTAINER IS THERE LONGER THAN 180 DAYS, THE TRAILER/CONTAINER WILL NEED TO MEET THE CODE REQUIREMENTS OF A PERMANENT STRUCTURE. IN SHORT, THE TRAILER/CONTAINER WILL NEED A MEANS OF EGRESS (THAT CAN BE OPERATED FROM THE INSIDE) AND A FIRE EXTINGUISHER.
7. THE CONTRACTOR WILL NEED TO FILE FOR A DEMOLITION PERMIT WHEN THE TRAILER/CONTAINER IS REMOVED.

RENOVATE PLANT SCIENCE BUILDING - PHASE 2

SUCF Project No. 161026-00

236 Tower Road
Ithaca, NY 14853

Cornell CALS College of Agriculture and Life Sciences

SUNY State University Construction Fund

Ellenzweig Architecture | Planning	230 Congress Street Boston, MA 02110 T 617 491-5575
Ryan Biggs Clark Davis Structural Engineers	257 Ushers Road Clifton Park, NY 12065 T 518 406-5506
Salas O'Brien Consulting & Engineering Group of NY, Inc. Mechanical Engineers	300 Trolley Blvd. Rochester, NY 14606 T 585 288-5590
Jade Stone Engineering Electrical Engineers	444 Vanduzee St. Watertown, NY 13601 T 315 836 4062
Watson Engineering Plumbing	4500 State Route 434 Apalachin, NY 13732 T 607 223-4334
DM Engineers Fire Protection Engineers	1007 Yonkers Ave Yonkers, NY 10704 T 929 333-2339
Bell & Spina Building Envelope	215 Wyoming Street S Syracuse, NY 13204 T 315 488-0377
Environ. Design & Research Historic Preservation, Landscape, Civil Engineering	217 Montgomery St, Suite 1000 Syracuse, NY 13202 T 315 471-0688
Schuler Shook Lighting Design	240 W 40th Street, 2nd Floor New York, NY 10018 T 212 439-5650
D2D Green Design Sustainability PH2	10 Hallenbeck Hill East Greenbush, NY 12061 T 518 729-2967
Shen Milsom & Wilke Acoustics, IT, AV, Security	417 Fifth Avenue New York, NY 10016 T 212 725-6800
Watts Architects & Engineers Asbestos, Haz Mat	95 Perry Street, Suite 300 Buffalo, NY 14203 T 716 206-5122
Hastings Consulting Building Code	142 Hanlon Rd Holliston, MA 01746 T 508 397-8417
Ellana Cost Consulting	32 Broadway, Suite 801 New York, NY 10004 T 212971-0936

Notes:

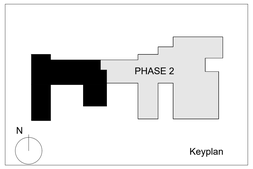

Job Number	
Drawing By	SM
Checked By	SB
Filename	
Date	August 31, 2026

Revisions

CONSTRUCTION STAGING PLAN PHASE 2

REGISTERED LANDSCAPE ARCHITECT SHANE CHIARENZA, P.L.A. 001474 STATE OF NEW YORK

BID DOCUMENTS
Scale: AS NOTED

C1.1

2024 Ellenzweig ©

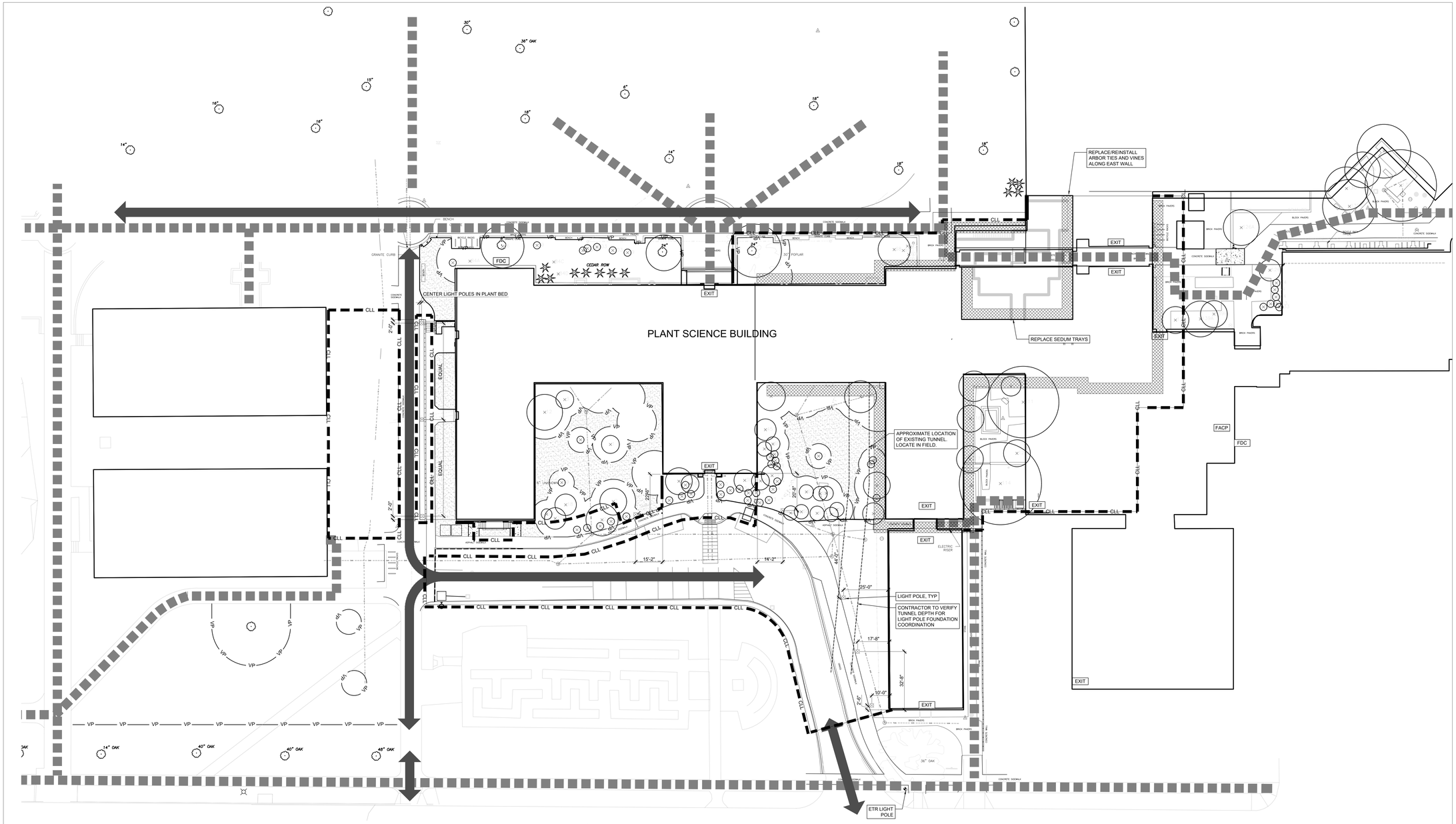

1 LAYOUT & MATERIALS PLAN
Scale: 1" = 20'-0"

SITE LEGEND	
ITEM	SYMBOL
CONTRACT LIMIT LINE	CLL
TEMPORARY SITE ENCLOSURE FENCE	X X
VEGETATION PROTECTION ZONE FENCING	VP VP
PROPOSED LIGHT POLE	⊠

LAYOUT AND MATERIALS PLAN NOTES

1. ALL MULCH (INCLUDING PHASE 1 AREAS) TO BE REMOVED AND REPLACED WITH 6" OF TOPSOIL IN ALL LANDSCAPE AREAS AT END OF PHASE 2.
2. REMOVE ALL VEGETATION PROTECTION FENCING (INCLUDING PHASE 1 AREAS) AT END OF PHASE 2.

RENOVATE PLANT SCIENCE BUILDING - PHASE 2
SUCF Project No. 161026-00

236 Tower Road
Ithaca, NY 14853

Cornell CALS College of Agriculture and Life Sciences

SUNY State University Construction Fund

Ellenzweig Architecture | Planning	230 Congress Street Boston, MA 02110 T 617 491-5575
Ryan Biggs Clark Davis Structural Engineers	257 Ushers Road Clifton Park, NY 12065 T 518 406-5506
Salas O'Brien Consulting & Engineering Group of NY, Inc. Mechanical Engineers	300 Trolley Blvd. Rochester, NY 14606 T 585 288-5590
Jade Stone Engineering Electrical Engineers	444 Vanduzee St. Watertown, NY 13601 T 315 836 4062
Watson Engineering Plumbing	4500 State Route 434 Apalachin, NY 13732 T 607 223-4334
DM Engineers Fire Protection Engineers	1007 Yonkers Ave Yonkers, NY 10704 T 929 333-2339
Bell & Spina Building Envelope	215 Wyoming Street S Syracuse, NY 13204 T 315 488-0377
Environ. Design & Research Historic Preservation, Landscape, Civil Engineering	217 Montgomery St, Suite 1000 Syracuse, NY 13202 T 315 471-0688
Schuler Shook Lighting Design	240 W 40th Street, 2nd Floor New York, NY 10018 T 212 439-5650
D2D Green Design Sustainability PH2	10 Hallenbeck Hill East Greenbush, NY 12061 T 518 729-2967
Shen Milsom & Wilke Acoustics, IT, AV, Security	417 Fifth Avenue New York, NY 10016 T 212 725-6800
Watts Architects & Engineers Asbestos, Haz Mat	95 Perry Street, Suite 300 Buffalo, NY 14203 T 716 206-5122
Hastings Consulting Building Code	142 Hanlon Rd Holliston, MA 01746 T 508 397-8417
Ellana Cost Consulting	32 Broadway, Suite 801 New York, NY 10004 T 212971-0936

Notes:

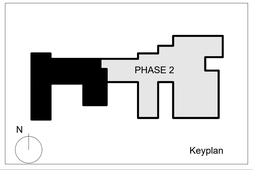

Job Number
Drawing By SMB
Checked By JCG
Filename
Date August 31, 2026

Revisions

LAYOUT & MATERIALS PLAN
PHASE 2

REGISTERED LANDSCAPE ARCHITECT
JOHN MICHAEL EMMERICH FLORA
001474
STATE OF NEW YORK

BID DOCUMENTS
Scale: 1" = 20'-0"

C2.1

2024 Ellenzweig ©

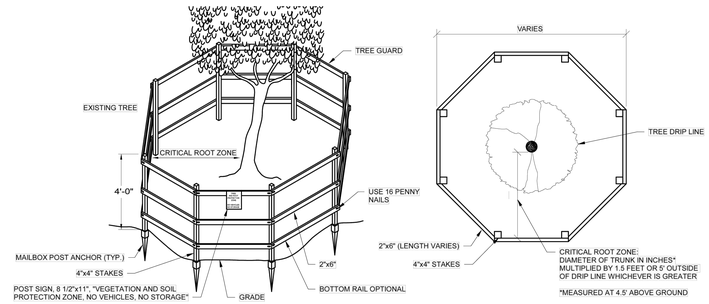

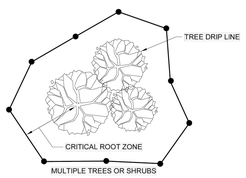

NOTES:

1.0 CONTACT DIG SAFELY NEW YORK (DIAL 811) PRIOR TO INSTALLING PROTECTIVE FENCING.

2.0 PROTECTION ZONE FENCING SHALL BE ERECTED AT THE EDGE OF THE CRITICAL ROOT ZONE OR BEYOND PRIOR TO THE START OF ANY CONSTRUCTION ACTIVITY.

3.0 THE PROTECTED CRITICAL ROOT ZONE OF EACH TREE SHALL EXTEND FROM THE TRUNK A MINIMUM DISTANCE OF THE DIAMETER OF TRUNK IN INCHES (MEASURED AT 4.5' ABOVE GROUND) MULTIPLIED BY 1.5' OR 5' OUTSIDE OF DRIP LINE, WHICHEVER IS GREATER.

4.0 WOOD FENCE SHALL BE MINIMUM 4' HIGH ON ALL SIDES.

5.0 FENCE SHALL BE SUPPORTED BY VERTICAL POSTS WITH MANUFACTURED MAIL BOX POST ANCHORS.

6.0 NO VEHICULAR TRAFFIC, STOCKPILING OF MATERIALS OR STORAGE OF EQUIPMENT SHALL BE ALLOWED WITHIN THE FENCING. FENCING SHALL NOT BE MOVED OR REMOVED UNLESS APPROVED BY THE PROJECT MANAGER.

7.0 FENCING SIGNAGE AS DETAILED MUST BE POSTED IN A VISUALLY PROMINENT LOCATION.

8.0 MULTIPLE TREE FENCE LAYOUT PREFERRED OVER FENCING EACH TREE INDIVIDUALLY.

1 PLANT MATERIAL PROTECTION ZONE FENCING

Scale: NTS — CORNELL UNIVERSITY DETAIL

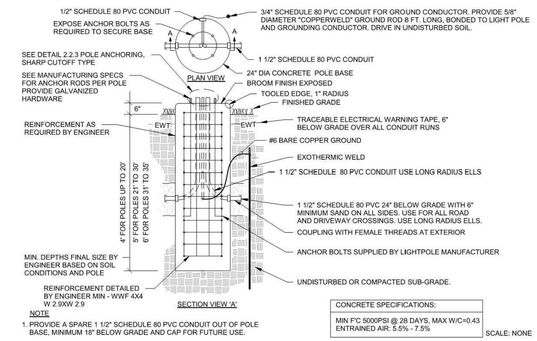

7 PRECAST CONCRTE POLE BASE

Scale: NTS — CORNELL UNIVERSITY DETAIL

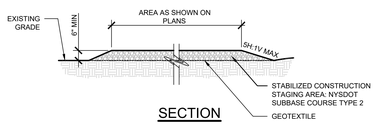

2 STABILIZED CONSTRUCTION STAGING AREA

Scale: NTS

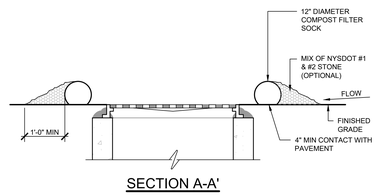

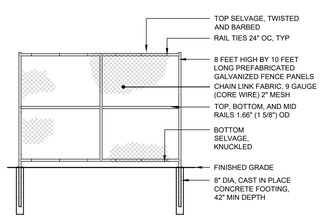

NOTES:
1. UTILIZE CONCRETE FOOTING POST FENCING IN GREEN SPACE.
2. COVER ALL FENCE FABRIC WITH BLACK CLOSED MESH WOVEN POLYPROPYLENE WITH 95% BLOCKAGE AND FINISHED WITH BINDING AND GROMMETS.

3 TEMPORARY SITE ENCLOSURE FENCE

Scale: NTS — WITH CONCRETE FOOTING

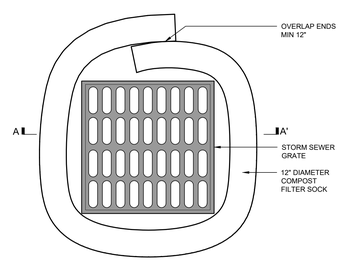

5 INLET PROTECTION

Scale: NTS — TEMPORARY

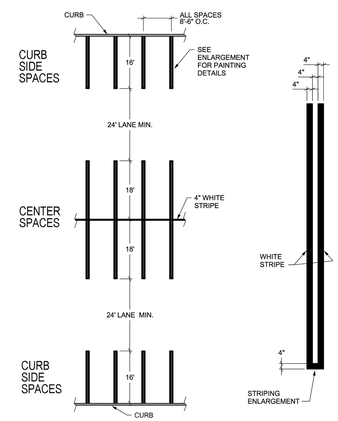

8 PARKING SPACES

Scale: NTS — CORNELL UNIVERSITY DETAIL

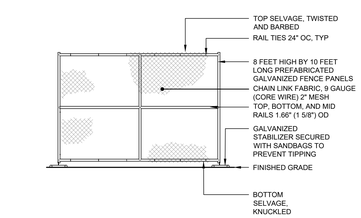

NOTES:
1. UTILIZE PLATFORM BASE POST FENCING ON PAVED SURFACES.
2. COVER ALL FENCE FABRIC WITH BLACK CLOSED MESH WOVEN POLYPROPYLENE WITH 95% BLOCKAGE AND FINISHED WITH BINDING AND GROMMETS.

4 TEMPORARY SITE ENCLOSURE FENCE

Scale: NTS — WITH SURFACE STABILIZER

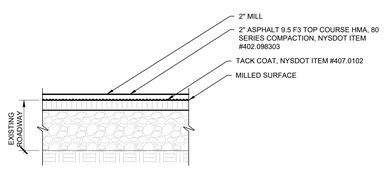

6 ASPHALT PAVEMENT MILL & OVERLAY

Scale: NTS

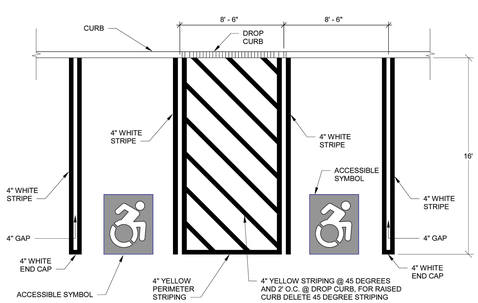

9 ADA ACCESSIBLE STANDARD PARKING SPACES

Scale: NTS — CORNELL UNIVERSITY DETAIL

RENOVATE PLANT SCIENCE BUILDING - PHASE 2

SUCF Project No. 161026-00

236 Tower Road
Ithaca, NY 14853

Cornell CALS — College of Agriculture and Life Sciences

SUNY State University Construction Fund

Ellenzweig Architecture | Planning	230 Congress Street Boston, MA 02110 T 617 491-5575
Ryan Biggs Clark Davis Structural Engineers	257 Ushers Road Clifton Park, NY 12065 T 518 406-5506
Salas O'Brien Consulting & Engineering Group of NY, Inc. Mechanical Engineers	300 Trolley Blvd. Rochester, NY 14606 T 585 288-5590
Jade Stone Engineering Electrical Engineers	444 Vanduzee St. Watertown, NY 13601 T 315 836 4062
Watson Engineering Plumbing	4500 State Route 434 Apalachin, NY 13732 T 607 223-4334
DM Engineers Fire Protection Engineers	1007 Yonkers Ave Yonkers, NY 10704 T 929 333-2339
Bell & Spina Building Envelope	215 Wyoming Street S Syracuse, NY 13204 T 315 488-0377
Environ. Design & Research Historic Preservation, Landscape, Civil Engineering	217 Montgomery St, Suite 1000 Syracuse, NY 13202 T 315 471-0688
Schuler Shook Lighting Design	240 W 40th Street, 2nd Floor New York, NY 10018 T 212 439-5650
D2D Green Design Sustainability PH2	10 Hallenbeck Hill East Greenbush, NY 12061 T 518 729-2967
Shen Milsom & Wilke Acoustics, IT, AV, Security	417 Fifth Avenue New York, NY 10016 T 212 725-6800
Watts Architects & Engineers Asbestos, Haz Mat	95 Perry Street, Suite 300 Buffalo, NY 14203 T 716 206-5122
Hastings Consulting Building Code	142 Hanlon Rd Holliston, MA 01746 T 508 397-8417
Ellana Cost Consulting	32 Broadway, Suite 801 New York, NY 10004 T 212971-0936

Notes:

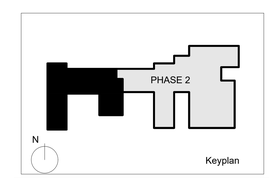

Job Number
Drawing By EDR
Checked By EDR
Filename
Date August 31, 2026

Revisions

DETAILS

REGISTERED LANDSCAPE ARCHITECT — JAMIE CHAIKEN — 001474 — STATE OF NEW YORK

BID DOCUMENTS
Scale:
NA

C6.1

2024 Ellenzweig ©

GENERAL NOTES

A. PERFORM WORK IN ACCORDANCE WITH ALL APPLICABLE LOCAL, STATE, AND FEDERAL RULES, REGULATIONS, GUIDELINES, VARIANCES, AND CONTRACT DOCUMENTS.

B. THE DISTURBANCE OF ANY ASBESTOS-CONTAINING MATERIAL (ACM), OR SUSPECT ACM, SHALL BE PERFORMED BY A LICENSED ASBESTOS ABATEMENT CONTRACTOR.

C. ALL MATERIAL MEASUREMENTS AND/OR QUANTITIES AND LOCATIONS ARE APPROXIMATE AND FOR GENERAL ORIENTATION ONLY. CONTRACTOR IS RESPONSIBLE FOR FIELD VERIFICATION. MINOR ADDITIONS TO THE ABATEMENT SCOPE DURING CONSTRUCTION WILL NOT BE GROUNDS FOR ADDITIONAL COMPENSATION.

D. IF A SITE-SPECIFIC VARIANCE IS TO BE UTILIZED ON THE PROJECT, THE PETITION MUST BE SUBMITTED FOR REVIEW AND APPROVAL BY THE OWNERS REPRESENTATIVE OR THE ENVIRONMENTAL CONSULTANT PRIOR TO SUBMISSION TO NYSDOL. THE CONTRACTOR WILL BE RESPONSIBLE FOR OBTAINING ANY VARIANCE REQUIRED TO COMPLETE THE PROJECT SCOPE.

E. ALL HAZARDOUS WASTE/CONTAMINATED MATERIALS REMOVAL, CLEANING, AND PACKAGING SHALL BE PERFORMED BY PERSONS TRAINED IN ACCORDANCE WITH 29 CFR 1910.120 (OSHA) UNDER THE DIRECT SUPERVISION OF AN OSHA QUALIFIED "COMPETENT PERSON".

F. ALL REMOVED HAZARDOUS WASTE MUST BE PLACED WITHIN A TEMPORARY STORAGE AREA CONSTRUCTED BY THE CONTRACTOR THAT MEETS EPA CONTAINER STORAGE REGULATION 40 CFR 264.175. PREPAREDNESS AND PREVENTION FEATURES, CONTINGENCY PLANNING, AND EMERGENCY PROCEDURES SHALL BE DEVELOPED PER 6NYCRR 373-3.3 AND 373-3.4, RESPECTIVELY.

G. THE LOCATION OF ANY STORAGE OF MATERIAL, EQUIPMENT, AND WASTE TRAILER/DUMPSTERS SHALL BE COORDINATED WITH AND APPROVED BY THE UNIVERSITY OR THEIR REPRESENTATIVE PRIOR TO IMPLEMENTATION.

H. SECURE ALL TOOLS, EQUIPMENT, AND SUPPLIES THROUGHOUT THE COURSE OF THE PROJECT. THE UNIVERSITY WILL NOT BE LIABLE FOR THEFT OR DAMAGE.

I. KEEP WORK AREAS IN A CLEAN, SAFE, AND SECURE CONDITION. ENSURE THAT UNCERTIFIED CONSTRUCTION PERSONNEL AND UNAUTHORIZED VISITORS DO NOT ENTER ACTIVE ABATEMENT WORK AREAS AT ANY TIME.

J. PROVIDE TEMPORARY PROTECTION TO KEEP THE WORK AREAS AND BUILDING IN A SECURE AND WATERTIGHT CONDITION AT ALL TIMES DURING THE PERFORMANCE OF THE CONTRACT WORK. THE CONTRACTOR WILL BE RESPONSIBLE FOR ANY DAMAGE CAUSED AS A RESULT OF IMPROPER TEMPORARY PROTECTION.

K. COORDINATE ALL CONSTRUCTION ACTIVITIES WITH ASSOCIATED TRADES, INCLUDING: PHASING, MOBILIZATION, TEMPORARY FACILITIES, UTILITY CONNECTIONS, DEMOLITION, ABATEMENT, REMEDIATION, CLEANUP, SECURITY, STAGING, AND DISPOSAL.

L. NON-POROUS CLEANABLE MATERIALS SCHEDULED FOR REMOVAL, SALVAGE, AND/OR DISPOSAL THAT ARE REMOVED INSIDE A REGULATED ABATEMENT WORK AREA SHALL BE PROPERLY DECONTAMINATED PRIOR TO REMOVAL FROM THE WORK AREA. THE ITEMS SHALL BE RECYCLED OR DISPOSED OF AS C&D DEBRIS, AS APPROPRIATE. PRIOR TO BEING REMOVED FROM THE REGULATED ABATEMENT WORK AREA, THE PROJECT MONITOR SHALL VISUALLY INSPECT ALL SUCH MATERIALS TO ENSURE PROPER CLEANING/DECONTAMINATION HAS OCCURRED.

M. ASBESTOS, LEAD, HAZARDOUS, AND UNIVERSAL WASTE REMOVALS SHALL BE COMPLETED PRIOR TO ANY OTHER DEMOLITION UNLESS THE DEMOLITION IS REQUIRED TO ACCESS THESE MATERIALS. **THE ABATEMENT SUBCONTRACTOR IS RESPONSIBLE FOR ALL DEMOLITION REQUIRED TO ACCESS AND REMOVE MATERIALS SCHEDULED FOR ABATEMENT**. COORDINATE WITH OTHER TRADES AND REVIEW THE ENTIRETY OF THE CONTRACT DOCUMENTS FOR ADDITIONAL INFORMATION.

N. IF UNKNOWN ASBESTOS-CONTAINING MATERIALS AND OR SUSPECT ACM ARE DISCOVERED AND/OR DISTURBED DURING CONSTRUCTION, CEASE OPERATIONS AND NOTIFY THE SUCF PROJECT MANAGER, THE ENVIRONMENTAL CONSULTANT, AND/OR THE ARCHITECT FOR FURTHER DIRECTION. UNDER NO CIRCUMSTANCE IS THE CONTRACTOR PERMITTED TO COLLECT AND/OR ANALYZE BULK SAMPLES OF ANY MATERIAL.

O. PROVIDE ALL SCAFFOLDING, LIFTS, LADDERS, ETC. REQUIRED TO PERFORM THE WORK. PROVIDE ACCESS TO SCAFFOLDING, LIFTS, LADDERS, ETC. FOR THIRD PARTY MONITOR TO PERFORM THEIR REQUIRED DUTIES.

LEAD AWARENESS NOTES

1. THE CONTRACTOR IS REQUIRED TO COMPLY WITH OSHA 29 CFR 1926.62: LEAD EXPOSURE IN CONSTRUCTION; INTERIM FINAL RULE FOR ALL ACTIVITIES DURING WHICH AN EMPLOYEE MAY BE OCCUPATIONALLY EXPOSED TO LEAD.

2. TESTING FOR THE PRESENCE OF LEAD-BASED PAINT (LEAD CONTENT ≥ 1.0 MG/CM²) WAS PERFORMED PRIOR TO THE PREPARATION OF CONTRACT DOCUMENTS. REFER TO THE PRE-RENOVATION SURVEY REPORT BOUND IN THE PROJECT MANUAL FOR INFORMATION ON EACH MATERIAL THAT WAS TESTED. IN GENERAL, LEAD-BASED PAINT/COATINGS WITHIN THE PROJECT LIMITS HAVE BEEN IDENTIFIED TO BE ASSOCIATED WITH THE FOLLOWING MATERIALS/COMPONENTS:

   - CERAMIC WALL TILE (WHITE, BEIGE, YELLOW)
   - STRUCTURAL STEEL (COLUMNS, BEAMS, ETC.)
   - METAL DOORS AND FRAMES
   - WOOD DOOR FRAMES
   - METAL PIPE CHASE HATCH DOORS AND FRAMES
   - METAL STAIR RAILINGS, STRINGERS, RISERS, TREADS, SPINDLES, AND NEWEL POSTS
   - METAL TRANSOM WINDOW FRAMES
   - METAL WINDOW FRAMES
   - METAL WINDOW LINTELS
   - METAL FIRE EXTINGUISHER DOORS AND FRAMES
   - WOOD CROWN MOLDING
   - ELEMENTAL LEAD ON ROOF VENT PIPES
   - METAL ROOF CAP (BROWN)
   - BRICK ROOF PARAPET WALL WHITE PARGE COATING
   - METAL TANKS

3. MANY MATERIALS AND COMPONENTS WITHIN THE PROJECT LIMITS HAVE BEEN IDENTIFIED TO BE COATED WITH OSHA LEAD-CONTAINING PAINT (GREATER THAN 0.0 MG/CM². BUT LESS THAN 1.0 MG/CM². THE CONTRACTOR IS RESPONSIBLE FOR COMPLYING WITH APPLICABLE OSHA REGULATIONS WHEN DISTURBING SUCH MATERIALS.

4. FURNISHING OF THIS INFORMATION IS NOT INTENDED TO RELIEVE THE CONTRACTOR OF ITS RESPONSIBILITIES UNDER OSHA TO DETERMINE THE PRESENCE, LOCATION, AND QUANTITY OF EXISTING LEAD-CONTAINING MATERIALS THAT THEIR EMPLOYEES AND SUBCONTRACTORS MAY BE EXPOSED TO, AND TO WARN THEIR EMPLOYEES OF THE POTENTIAL DANGERS OF THE DISTURBANCE OF LEAD-CONTAINING MATERIALS.

5. CHARACTERIZE ALL WASTE USING EPA METHOD 1311, TOXIC CHARACTERISTIC LEACHING PROCEDURE (TCLP). SUBMIT WASTE PROFILES, TRANSPORTER PERMITS, AND LANDFILL PERMITS FOR REVIEW PRIOR TO REMOVING WASTE FROM THE SITE.

6. ELEMENTAL LEAD AND LEAD-BASED METAL COMPONENTS THAT ARE REMOVED AS PART OF THE PROJECT ARE TO BE RECYCLED. DO NOT DISPOSE OF LEAD-BASED METALS WITH THE CONSTRUCTION AND DEMOLITION DEBRIS WASTE STREAM.

LEAD REMOVAL NOTES

L-1 (APPLICABLE TO THE ENTIRE PROJECT LIMITS) REMOVE LEAD-BASED PAINT FROM STRUCTURAL STEEL AS REQUIRED FOR STRUCTURAL MODIFICATIONS (DEMOLITION OF AND ADDITIONS TO EXISTING STEEL). IN ACCORDANCE WITH OSHA DIRECTIVE NUMBER STD 03-08-001, "PAINT MUST BE STRIPPED BACK AT LEAST 4 INCHES FROM THE AREA OF HEAT APPLICATION". REFER TO STRUCTURAL PLANS AND SECTION VIEWS AND COORDINATE WITH THE GENERAL CONTRACTOR FOR PRECISE LOCATIONS AND QUANTITIES OF REQUIRED PAINT REMOVAL TO FACILITATE WELDING ACTIVITIES. THE WASTE GENERATED IS ANTICIPATED TO BE LEAD HAZARDOUS WASTE (D008) AND CHARACTERISTically HAZARDOUS FOR COROSIVITY (D002) IF CHEMICAL PEEL-AWAY IS USED. COORDINATE WORK WITH THE ASSOCIATED TRADE. PROPERLY CHARACTERIZE AND DISPOSE OF PAINT WASTE AND CHEMICAL PEEL-AWAY, IF USED.

L-2 (APPLICABLE TO THE ENTIRE PROJECT LIMITS) REMOVE LEAD BEARING PAINT FROM EXISTING MATERIALS AS REQUIRED FOR TORCH CUTTING DEMOLITION ACTIVITIES (ELEVATOR COMPONENTS, STAIRS, TANKS, ETC.). IN ACCORDANCE WITH OSHA DIRECTIVE NUMBER STD 03-08-001, "PAINT MUST BE STRIPPED BACK AT LEAST 4 INCHES FROM THE AREA OF HEAT APPLICATION". NOTE: L-2 KEYNOTES REPRESENT LOCATIONS WHERE LEAD PAINT REMOVAL IS ANTICIPATED, BUT ADDITIONAL REMOVALS MAY BE REQUIRED. COORDINATE WORK WITH THE ASSOCIATED TRADE. PROPERLY CHARACTERIZE AND DISPOSE OF PAINT WASTE AND CHEMICAL PEEL-AWAY, IF USED. THE WASTE GENERATED IS ANTICIPATED TO BE LEAD HAZARDOUS WASTE (D008) AND CHARACTERISTically HAZARDOUS FOR COROSIVITY (D002) IF CHEMICAL PEEL-AWAY IS USED.

L-3 THOROUGHLY SCRAPE AND REMOVE LOOSE AND FLAKING LEAD-BASED PAINT AND RUST FROM METAL LINTELS SCHEDULED TO REMAIN, TO PREPARE THEM FOR REPAINTING. REFER TO THE PAINTING AND COATING SPECIFICATION SECTION 099000 FOR ADDITIONAL DETAIL ON SURFACE PREPARATION. ALL WASTE GENERATED BY THE SCRAPING IS ANTICIPATED TO BE LEAD HAZARDOUS WASTE (D008). CONTRACTOR IS RESPONSIBLE FOR ALL WASTE CHARACTERIZATION SAMPLING, ANALYSIS, AND DISPOSAL.

CAREFULLY PERFORM WORK TO PREVENT THE MIGRATION OF PAINT AND OTHER DEBRIS AWAY FROM THE IMMEDIATE AREA OF WORK. MONITOR WEATHER CONDITIONS ACCORDINGLY. WORK SHALL NOT TAKE PLACE DURING PERIODS WHEN PRECIPITATION IS LIKELY UNLESS PROVISIONS ARE MADE TO KEEP RAINWATER FROM MIXING WITH LEAD-CONTAMINATED DUST AND DEBRIS. ANY ACCUMULATIONS OF WATER IN THE WORK AREA SHALL BE CLEANED IMMEDIATELY AND DISPOSED OF IN ACCORDANCE WITH ALL APPLICABLE STATE AND FEDERAL REGULATIONS. ADDITIONALLY, WORK SHALL NOT TAKE PLACE DURING PERIODS WHEN HIGH WIND IS LIKELY TO CAUSE DISPERSAL OF DUST AND DEBRIS AWAY FROM THE IMMEDIATE AREA OF WORK. HALT WORK PROCEDURES IF WIND IS EQUAL TO OR GREATER THAN 15 MPH. THE CONTRACTOR SHALL INSPECT ALL SURFACES WITHIN THE AREA OF PAINT REMOVAL AND THE GROUND BELOW FOR THE PRESENCE OF LEAD PAINT DEBRIS.

L-4 REMOVE AND PROPERLY RECYCLE ELEMENTAL LEAD VENT PIPE CAPS THROUGHOUT THE INDICATED ROOF. THIS MATERIAL MAY BE RECYCLED UTILIZING THE NYSDEC C-7 NOTIFICATION FORM FOR GENERATORS, WHICH IS INCLUDED IN SECTION 028313.

L-5 REMOVE AND PROPERLY RECYCLE STEEL LINTELS SCHEDULED FOR REMOVAL, WHICH ARE COATED WITH LEAD-BASED PAINT. REFER TO THE ARCHITECTURAL DEMOLITION SERIES DRAWINGS FOR ADDITIONAL INFORMATION. THIS MATERIAL MAY BE RECYCLED UTILIZING THE NYSDEC C-7 NOTIFICATION FORM FOR GENERATORS, WHICH IS INCLUDED IN SECTION 028313.

L-6 THOROUGHLY SCRAPE AND REMOVE LOOSE AND FLAKING LEAD-BASED PAINT AND RUST FROM METAL DOORS AND DOOR FRAMES THAT ARE SCHEDULED TO REMAIN, TO PREPARE THEM FOR REPAINTING. REFER TO THE PAINTING AND COATING SPECIFICATION SECTION 099000 FOR ADDITIONAL DETAIL ON SURFACE PREPARATION. ALL WASTE GENERATED BY THE SCRAPING IS ANTICIPATED TO BE LEAD HAZARDOUS WASTE (D008). CONTRACTOR IS RESPONSIBLE FOR ALL WASTE CHARACTERIZATION SAMPLING, ANALYSIS, AND DISPOSAL. REFER TO THE ARCHITECTURAL SERIES DRAWINGS AND THE DOOR SCHEDULE FOR ADDITIONAL INFORMATION. SEE NOTE L-3 FOR ADDITIONAL DETAIL ON LEAD PAINT SCRAPING.

ASBESTOS AWARENESS NOTES

1. ALL TRADES ARE RESPONSIBLE FOR MAKING THEIR EMPLOYEES AWARE OF THE PRESENCE OF ASBESTOS-CONTAINING MATERIALS (ACM) SO THAT THEY ARE NOT UNINTENTIONALLY DISTURBED. REFER TO THE PRE-RENOVATION SURVEY REPORT BOUND IN THE PROJECT MANUAL FOR MORE INFORMATION ON IDENTIFIED ACM.

2. THE FOLLOWING ASBESTOS-CONTAINING MATERIALS HAVE BEEN IDENTIFIED WITHIN THE PROJECT LIMITS:

   - MUDDED PIPE FITTING INSULATION THROUGHOUT THE BUILDING
   - PRE-FORMED PIPE INSULATION ASSOCIATED WITH MECHANICAL AND SOME DOMESTIC PIPING
   - BLACK/GREY LAB BENCH TOPS (MOST LAB BENCHES ARE NON-ACM)
   - GREY TRANSITE PANELS ASSOCIATED WITH FUME HOODS
   - TRANSITE CEILING PANELS IN ROOM G10C
   - GREY INTERIOR DOOR WINDOW GLAZING COMPOUND ASSOCIATED WITH METAL CORRIDOR AND STAIRWELL DOORS
   - PINK SOUND-ATTENUATION COATING ON STAINLESS STEEL SINKS
   - 9" X 9" AND 12" X 12" FLOOR TILES (ALL PATTERNS/COLORS) AND THE ASSOCIATED MASTICS
   - INTERIOR AND EXTERIOR WINDOW FRAME CAULK (VARIOUS COLORS)
   - GREY CAULK AT EXTERIOR CONTROL JOINTS (SIDEWALK/BUILDING JOINT, TOP OF COURTYARD ROOF FLASHING, FOUNDATION, ETC.)
   - TAR AND FELT VAPOR BARRIER ASSOCIATED WITH PERIMETER AND PENETRATION FLASHING ON ALL ROOF LEVELS
   - GREY/BLACK TAR PRESENT INTERMITTENTLY THROUGHOUT THE ROOF
   - DOOR INSULATION ASSOCIATED WITH ELEVATOR CAR AND HOISTWAY DOORS
   - MASTICS ASSOCIATED WITH WALL-MOUNTED BOARDS (CHALKBOARDS, WHITEBOARDS, PEGBOARDS, TACKBOARDS, ETC.)
   - ELEVATOR BRAKE PADS
   - FLANGE GASKETS ASSOCIATED WITH TANKS AND LARGE DIAMETER PIPES.
   - DARK GREY EXTERIOR CAULK (BRITTLE) AT THE CHIMNEY, ON THE ROOF

3. A DETECTABLE TRACE CONCENTRATION OF ASBESTOS IS PRESENT IN THE FOLLOWING MATERIALS WITHIN THE PROJECT LIMITS:

   - MASTIC ASSOCIATED WITH BROWN SHEET FLOORING
   - MASTIC (VARIOUS COLORS) ASSOCIATED WITH 4" VINYL COVEBASE
   - BLACK SOUND ATTENUATION COATING ON STAINLESS STEEL SINKS
   - SILVER PAINT, TAR, AND FABRIC ASSOCIATED WITH SUPPORT BASES FOR ROOF VENT PIPES
   - GREY EXTERIOR CAULK ON THE ROOF, AT SOME CONCRETE WINDOW SILLS AND HORIZONTAL CONTROL JOINTS
   - LIGHT GREY CAULK AT ROOF CORNICE SEAMS

THE ABOVE MATERIALS CONTAINS LESS THAN 1.0% ASBESTOS AND THEREFORE ARE CLASSIFIED AS NON-ACM. CONDUCT ALL WORK IN ACCORDANCE WITH ALL FEDERAL AND STATE REGULATIONS, INCLUDING THOSE ESTABLISHED BY US OSHA FOR WORK INVOLVING SUCH NON-ACM TRACE ASBESTOS MATERIALS.

ASBESTOS ABATEMENT NOTES

AA-1 REMOVE AND DISPOSE OF ASBESTOS-CONTAINING PIPE INSULATION AND FIBERGLASS PIPE INSULATION WITH ASBESTOS-CONTAINING MUDDED PIPE FITTING INSULATION THAT IS SCHEDULED FOR REMOVAL THROUGHOUT THE PROJECT LIMITS. MUCH OF THE PIPE INSULATION IS IN UNKNOWN CONDITION WITHIN ORIGINAL PLASTER CHASES, AND ABOVE PLASTER CEILINGS. ALL PLASTER CHASES ARE ASSUMED TO CONTAIN ASBESTOS-CONTAINING TSI. ALL DEMOLITION NECESSARY TO ACCESS ASBESTOS-CONTAINING MATERIALS (WITHIN PIPE CHASES, BEHIND WALLS, ABOVE CEILINGS, WITHIN CASEWORK, RISERS BETWEEN FLOORS, ETC.) MUST BE CONDUCTED WITHIN NEGATIVE PRESSURE ENCLOSURES BY LICENSED ASBESTOS HANDLERS. DEMOLITION DEBRIS MAY BE DISPOSED OF AS C&D DEBRIS PROVIDED THE ABATEMENT PROJECT MONITOR DETERMINES THAT IT IS NOT CONTAMINATED WITH ASBESTOS AND THERE HAS BEEN NO DISTURBANCE OF ACM WITHIN THE ENCLOSURE. IF THE DEMOLITION DEBRIS IS DETERMINED TO BE CONTAMINATED OR ACM HAS BEEN DISTURBED, POROUS MATERIALS MUST BE DISPOSED OF AS RACM ASBESTOS WASTE. AA-1 KEYNOTES ONLY REPRESENT KNOWN/VISIBLE PIPE INSULATION AND ARE NOT ALL INCLUSIVE. THE CONTRACTOR IS ALSO RESPONSIBLE FOR REMOVAL OF ASBESTOS-CONTAINING PIPE INSULATION AS REQUIRED TO FACILITATE NEW CONNECTIONS TO EXISTING PIPES. THE CONTRACTOR IS RESPONSIBLE FOR TRACING, FOLLOWING AND ABATING ALL PIPE INSULATION THAT IS SCHEDULED FOR DEMOLITION AND SHALL REFER TO THE DOMESTIC AND MECHANICAL PLUMBING SERIES DRAWINGS FOR ADDITIONAL INFORMATION ON PIPE INSULATION THAT IS SCHEDULED FOR REMOVAL. COORDINATE PHASING OF ABATEMENT WITH OTHER TRADES.

AA-2 PROPERLY REMOVE AND DISPOSE OF ASBESTOS-CONTAINING LAB BENCHTOPS IN THE INDICATED SPACE. REMOVE THE BENCHTOP AS INTACT AS POSSIBLE.

AA-3 PROPERLY REMOVE AND DISPOSE OF CORRIDOR, PIPE CHASE, AND STAIRWELL DOORS THAT HAVE ASBESTOS-CONTAINING GLAZING COMPOUND OR INSULATION WITHIN.

AA-4 REMOVE AND DISPOSE OF ASBESTOS-CONTAINING FLOOR TILE (12" X 12" AND/OR 9" X 9") AND THE ASSOCIATED ASBESTOS-CONTAINING MASTIC THROUGHOUT THE INDICATED SPACE. IN MANY SPACES, THERE ARE MULTIPLE LAYERS OF FLOORING MATERIALS. ADDITIONAL FLOORING MATERIALS THAT ARE KNOWN TO BE ON-TOP OF ASBESTOS-CONTAINING FLOOR TILE ARE NOTED IN EACH SPACE; HOWEVER, SUCH NOTES ARE NOT EXHAUSTIVE, AND ADDITIONAL FLOORING MATERIALS MAY BE PRESENT. IF ANY FLOOR LEVELING COMPOUND IS PRESENT, IT IS ASSUMED TO BE CONTAMINATED BY THE UNDERLYING ASBESTOS-CONTAINING MASTIC AND BOTH MATERIALS SHALL BE REMOVED DURING ABATEMENT. CONTRACTOR IS RESPONSIBLE FOR DEMOLITION OF ALL FLOORING FINISHES AND MASTIC DOWN TO AND FROM THE UNDERLYING SUBSTRATE. CONTRACTOR IS ALSO RESPONSIBLE FOR DEMOLITION OF FLOORING, PARTITION WALLS, CASEWORK, SINKS, AND MECHANICAL EQUIPMENT AS NECESSARY TO COVEBASE AS IS REQUIRED TO ACCESS AND ABATE THE EXTENTS OF FLOORING AND MASTIC. MANY ROOMS HAVE FLOOR-MOUNTED CASEWORK THAT WILL REQUIRE REMOVAL DURING ABATEMENT. RETURN ITEMS TO SALVAGED OVER TO OWNER AFTER THE PROJECT MONITOR DEEMS THEM TO BE CLEAN. REFER TO SECTION 010000 GENERAL REQUIREMENTS FOR ADDITIONAL INFORMATION. REFER TO DEMOLITION SERIES DRAWINGS FOR ADDITIONAL INFORMATION.

AA-5 REMOVE AND DISPOSE OF GREY ASBESTOS-CONTAINING CAULK LOCATED AT THE SEAM BETWEEN THE EXTERIOR OF THE CIRCULAR CLAY CHIMNEY FLUE AND THE CONCRETE CHIMNEY CAP AND ADJACENT SEAMS. THE CHIMNEY IS SCHEDULED FOR DEMOLITION. REMOVE NON-ACM WHITE CAULK AND CEMENTITIOUS PATCHING MATERIAL THAT IS ON-TOP OF THE CAULK, AS REQUIRED TO ACCESS AND ABATE ALL OF THE ASBESTOS-CONTAINING CAULK.

AA-6 REMOVE AND DISPOSE OF WALL-MOUNTED BOARDS (CHALKBOARDS, WHITEBOARDS, PEGBOARDS, TACKBOARDS, DRYING RACKS, ETC.) AND THE ASSOCIATED ASBESTOS-CONTAINING MASTIC THROUGHOUT THE INDICATED SPACE. REMOVE ALL MASTIC FROM THE UNDERLYING SUBSTRATE.

AA-7 REMOVE AND DISPOSE OF ASSUMED ASBESTOS-CONTAINING BRAKE SHOES ASSOCIATED WITH THE ELEVATOR MOTOR. COORDINATE REMOVAL ACTIVITIES WITH THE ELEVATOR CONSULTANT PRIOR TO ABATEMENT.

AA-8 REMOVE AND DISPOSE OF RESIDUAL ASBESTOS-CONTAINING FLOOR TILE MASTIC ON CONCRETE IN THE INDICATED SPACE. REMOVE ANY FLOOR LEVELING COMPOUND DURING ABATEMENT OF THE MASTIC. PERFORM ALL DEMOLITION REQUIRED TO ACCESS AND ABATE THE MASTIC.

AA-9 REMOVE AND DISPOSE OF TRANSITE CEILING PANELS IN THE INDICATED SPACE. PERFORM DEMOLITION AS REQUIRED TO ACCESS AND REMOVE THE PANELS.

AA-10 REMOVE AND DISPOSE OF THE INDICATED EXTERIOR WINDOW, DOOR, OR LOUVER FRAME, AND THE ASSOCIATED ASBESTOS-CONTAINING PERIMETER SEALANT. REMOVE ALL LAYERS OF SEALANT AND ANY ASSOCIATED BACKER ROD FROM THE MASONRY OPENING. REFER TO THE ARCHITECTURAL DEMOLITION ELEVATIONS AND ALUMINUM WINDOW REMOVAL DETAILS FOR ADDITIONAL INFORMATION. PROTECT ADJACENT MASONRY AND OTHER FINISHES THAT ARE SCHEDULED TO REMAIN. WINDOW/DOOR/LOUVER FRAMES ARE COATED WITH LEAD-BASED PAINT AND MUST BE PROPERLY RECYCLED. PROVIDE TEMPORARY PROTECTION FOR MASONRY OPENINGS AS REQUIRED TO PROTECT INTERIOR FINISHES PRIOR TO INSTALLATION OF REPLACEMENT WINDOWS/DOORS/LOUVERS.

AA-11 REMOVE AND DISPOSE OF ROOF FLASHING MATERIALS WITH AN ASBESTOS-CONTAINING VAPOR BARRIER. THE ASBESTOS-CONTAINING VAPOR BARRIER COVERS THE ENTIRE PARAPET WALL, ROOF PENETRATION CURBS, BEHIND AND BELOW THE TERMINATION BAR. THE ASBESTOS-CONTAINING FLASHING MATERIALS ARE ASSUMED TO EXTEND APPROXIMATELY 3' ONTO THE ROOF SURFACE FROM THE BASE OF PARAPET WALLS AND CURBS. REMOVE PARAPET CAPS, BUILT-UP ROOFING, COUNTERFLASHING, MECHANICAL EQUIPMENT, DUNNAGE, EXHAUST FANS, VENTS, BRICK, ETC. AS REQUIRED TO ACCESS AND ABATE THE ASBESTOS-CONTAINING VAPOR BARRIER. PROTECT ROOFING MATERIALS THAT ARE SCHEDULED TO REMAIN. REMOVE ALL ROOFING MATERIALS DOWN TO AND FROM THE LIGHTWEIGHT CONCRETE FILL LAYER THAT IS SCHEDULED TO REMAIN. REFER TO THE ARCHITECTURAL AND MECHANICAL DEMOLITION DRAWINGS FOR ADDITIONAL DETAIL. COORDINATE REMOVALS WITH THE ASSOCIATED TRADE.

AA-12 REMOVE AND DISPOSE OF ASBESTOS-CONTAINING BLACK/GREY ROOF PATCHING AND REPAIR TAR LOCATED INTERMITTENTLY THROUGHOUT THE ROOF. REMOVE ROOFING MATERIALS, MECHANICAL EQUIPMENT, FLASHING, ETC. SCHEDULED FOR DEMOLITION, AS REQUIRED TO ACCESS AND ABATE THE TAR.

AA-13 PROPERLY REMOVE AND DISPOSE OF ELEVATOR HOISTWAY AND CAR DOORS, WHICH ARE ASSUMED TO HAVE ASBESTOS-CONTAINING INSULATION WITHIN.

AA-14 REMOVE AND DISPOSE OF ASBESTOS-CONTAINING CAULK AND BACKER ROD AT EXTERIOR CONTROL JOINTS (SIDEWALK/BUILDING JOINT, TOP OF COURTYARD ROOF FLASHING, FOUNDATION, ETC.).

AA-15 PERFORM SCHEDULED DEMOLITION ASSOCIATED WITH COLD ROOMS. THERE IS ASBESTOS-CONTAINING VAPOR BARRIER TAR BETWEEN THE STRUCTURAL CONCRETE AND THE LAST LAYER OF COOLER INSULATION/PLASTER. COMPLETELY REMOVE THE ASBESTOS-CONTAINING TAR FROM SUBSTRATES THAT ARE SCHEDULED TO REMAIN. DISPOSE OF TAR-CONTAMINATED MATERIALS (PLASTER, CORK) AS ASBESTOS-CONTAMINATED. NON-CONTAMINATED MATERIALS CAN BE DISPOSED OF AS C&D, AS DETERMINED BY THE PROJECT MONITOR. THERE IS ASSUMED TO BE ASBESTOS-CONTAINING PIPE INSULATION ABOVE COOLER CEILINGS (SEE NOTE AA-1).

AA-16 REMOVE AND DISPOSE OF ASBESTOS-CONTAINING FLANGE GASKETS, AS REQUIRED TO FACILITATE TANK, HEAT EXCHANGER, CONDENSING UNIT, AND/OR PIPE DEMOLITION IN THE INDICATED SPACE.

AA-17 REMOVE AND DISPOSE OF TRANSITE FUME HOODS AND ASBESTOS-CONTAINING BENCHTOP. REMOVE SUCH ASBESTOS-CONTAINING COMPONENTS AS INTACT AS POSSIBLE. FUME HOOD EXHAUST DUCTS AND ACID WASTE/SANITARY TRAPS AND PIPING ARE ASSUMED TO CONTAIN HAZARDOUS MATERIALS. REFER TO ENVIRONMENTAL REMOVAL NOTES ENV-1 AND ENV-3 FOR ADDITIONAL INFORMATION.

AA-18 REMOVE AND DISPOSE OF TRANSITE PANELS LINING THE STORAGE CABINETS OF THE INDICATED FUME HOOD. REMOVE SUCH ASBESTOS-CONTAINING COMPONENTS AS INTACT AS POSSIBLE. THE FUME HOOD LINING AND CASING ARE NON-ACM.

ENVIRONMENTAL REMEDIATION NOTES

ENV-1 THE ACID WASTE PLUMBING SYSTEM HAS BEEN CONTAMINATED WITH ELEMENTAL MERCURY AS A RESULT OF THE PAST PRACTICE OF FLUSHING THE LIQUID CONTENTS OF BROKEN MERCURY-CONTAINING THERMOMETERS DOWN THE LABORATORY SINK DRAINS. ALL TRAPS AND LOW-LYING AREAS OF THE SYSTEM ARE ASSUMED TO CONTAIN MERCURY. CONTRACTOR SHALL ACCESS, REMOVE, CLEAN, AND DISPOSE OF ALL SANITARY AND ACID WASTE PLUMBING SYSTEM COMPONENTS, INCLUDING BUT NOT LIMITED TO ALL PIPES, TRAPS, AND ACID WASTE VENTS THAT ARE DOWNSTREAM OF LABORATORY SINKS AND FUME HOODS, AND ARE SCHEDULED FOR DEMOLITION. THE SANITARY AND ACID WASTE RECEPTACLES HAVE COMBINED PLUMBING IN THE PLANT SCIENCE BUILDING SO ALL SANITARY PIPING SHALL BE CONSIDERED TO BE ACID WASTE PIPING.

THE ACID WASTE PLUMBING SYSTEM AND DOWNSTREAM SANITARY SYSTEM, AND THE COLLECTED SEDIMENTS, SOLIDS, LIQUIDS, AND DEPOSITS FROM WITHIN THE SANITARY/ACID WASTE PLUMBING SYSTEM SHALL BE MANAGED AND SEPARATED INTO THE APPROPRIATE WASTE STREAMS AND DISPOSED OF AS HAZARDOUS WASTE FOR MERCURY. THE APPROPRIATE WASTE STREAMS ARE:

- ALL ELEMENTAL MERCURY, WASTE WITH ELEMENTAL MERCURY MIXED IN, AND ALL ITEMS CONTAINING >260 PPM OF MERCURY SHALL BE SEGREGATED, HANDLED, AND TREATED AS HIGH-LEVEL MERCURY WASTE AND RETORTED PER 40 CFR, 268 - LAND DISPOSAL RESTRICTIONS. THIS INCLUDES PLUMBING SYSTEM CONTENTS AND PIPING WITH APPRECIABLE DEPOSITS THAT ARE NOT CLEANED. THIS HAZARDOUS WASTE SHALL RETAIN THE D009/U151 HAZARDOUS WASTE CODES.
- ALL OTHER MERCURY CONTAMINATED ITEMS SHALL BE PROPERLY HANDLED AND TREATED AS A LOW-LEVEL MERCURY WASTE. THIS INCLUDES DRAINAGE PIPING THAT HAS BEEN CLEANED OR DOES NOT HAVE APPRECIABLE DEPOSITS. THIS HAZARDOUS WASTE SHALL RETAIN THE D009 HAZARDOUS WASTE CODE.
- POLYPROPYLENE ACID WASTE VENT PIPES SHALL BE PROPERLY CLEANED AND DISPOSED OF AS C&D, PROVIDED THERE IS NO RESIDUAL MERCURY CONTAMINATION.

UTILIZE PROPER PPE WHEN HANDLING ACID WASTE COMPONENTS. PROPERLY PACKAGE AND STORE ALL REMOVED PLUMBING SYSTEM CONTENTS AND COMPONENTS ON SITE AS HAZARDOUS WASTE IN AN APPROPRIATE MANNER. REFER TO SPECIFICATION SECTIONS 028100 AND 028613, AND PLUMBING DEMOLITION SERIES DRAWINGS FOR ADDITIONAL INFORMATION, INCLUDING LOCATIONS OF SANITARY/ACID WASTE RECEPTACLES AND CALCULABLE QUANTITIES FOR ITEMS THAT ARE PART OF THE SCOPE OF WORK.

ENV-2 REMOVE, CLEAN, AND DISPOSE OF ABANDONED GLASS AND POLYPROPYLENE ACID WASTE PIPING AND ACID WASTE VENTS THAT ARE PRESENT WITHIN THE PROJECT AREA. COLLECT ALL SEDIMENTS, SOLIDS, LIQUID, AND DEPOSITS WITHIN THE ACID WASTE PLUMBING SYSTEM COMPONENTS. THE PLUMBING SYSTEM COMPONENTS, COLLECTED SEDIMENTS, SOLIDS, LIQUIDS, AND DEPOSITS SHALL BE MANAGED AND SEPARATED INTO THE APPROPRIATE WASTE STREAMS AND DISPOSED OF AS HAZARDOUS WASTE. ASSUME APPROXIMATELY 200 LINEAR FEET OF ABANDONED ACID WASTE PIPING WITHIN THE PROJECT LIMITS. REFER TO ENVIRONMENTAL REMOVAL NOTE ENV-1 AND SPECIFICATION SECTIONS 028100 AND 028613 FOR ADDITIONAL INFORMATION. ALL ABANDONED GLASS ACID WASTE PIPING IS ASSUMED TO BE HAZARDOUS FOR LEAD TOXICITY AND SHALL RETAIN THE D008 HAZARDOUS WASTE CODE UNTIL TESTING PROVES OTHERWISE.

ENV-3 REMOVE AND DISPOSE OF ALL LIGHT BALLASTS FROM THE LIGHT FIXTURES SCHEDULED FOR DEMOLITION. INSPECT EVERY BALLAST TO DETERMINE THE PROPER WASTE STREAM FOR EACH BALLAST. KEEP TRACK OF THE TOTAL QUANTITIES OF BALLASTS ASSOCIATED WITH EACH WASTE CATEGORY AND PROVIDE THE INFORMATION TO CORNELL EH&S FOR EPA REPORTING PURPOSES. DEHP OR PCB-CONTAINING BALLASTS ARE ANTICIPATED TO BE ASSOCIATED WITH LIGHT FIXTURES IN ALL FUME HOODS THAT ARE SCHEDULED FOR ABATEMENT. DEHP BALLASTS WERE ALSO OBSERVED IN ABANDONED LIGHT FIXTURES IN

ABBREVIATED ASBESTOS ABATEMENT NOTES

- AA-1 PIPE INSULATION
- AA-2 LAB BENCHTOPS
- AA-3 FIRE DOORS
- AA-4 FLOORING AND MASTIC
- AA-5 CAULK AT CHIMNEY CAP
- AA-6 WALL-MOUNTED BOARDS & MASTIC
- AA-7 ELEVATOR BRAKE SHOES
- AA-8 FLOOR TILE MASTIC
- AA-9 TRANSITE CEILING PANELS
- AA-10 WINDOW, DOOR, AND LOUVER FRAME CAULK
- AA-11 ROOF FLASHING VAPOR BARRIER
- AA-12 ROOF PATCHING TAR
- AA-13 ELEVATOR DOORS
- AA-14 EXTERIOR CONTROL JOINT CAULK
- AA-15 TAR ASSOCIATED WITH COLD ROOM WALLS AND CEILINGS
- AA-16 FLANGE GASKETS
- AA-17 TRANSITE FUME HOODS
- AA-18 TRANSITE PANELS IN FUME HOOD CABINETS

THE FOLLOWING KEYNOTES ARE APPLICABLE TO THE ENTIRE PROJECT AREA: ENV-1, ENV-2, ENV-3, ENV-4, ENV-5, ENV-6, ENV-8, ENV-9, L-1 AND L-2.

(NOTE THAT ENV-8 FUME HOODS ARE DETAILED BUT REMAINING DUCT EXHAUST SYSTEM IS NOT SHOWN)

THE FOLLOWING ENVIRONMENTAL KEYNOTE IS APPLICABLE TO SPECIFIC AREAS AS INDICATED: ENV-7.

ABBREVIATED LEAD REMOVAL NOTES

- L-1 LEAD PAINT ON STRUCTURAL STEEL FOR WELDING
- L-2 LEAD PAINT ON METAL COMPONENTS TO FACILITATE DEMOLITION
- L-3 LEAD PAINT ON METAL LINTELS SCHEDULED TO REMAIN
- L-4 ELEMENTAL LEAD ROOF VENT CAPS
- L-5 METAL LINTELS SCHEDULED FOR REMOVAL
- L-6 LEAD PAINT ON DOORS AND FRAMES SCHEDULED TO REMAIN

ABBREVIATED ENVIRONMENTAL REMOVAL NOTES

- ENV-1 SANITARY/ACID WASTE PIPING ASSOCIATED WITH LAB SINKS AND FUME HOODS
- ENV-2 ABANDONED ACID WASTE PIPING THROUGHOUT PROJECT LIMITS
- ENV-3 LIGHT BALLASTS
- ENV-4 MERCURY-CONTAINING GAGUES, THERMOMETERS, THERMOSTATS, ETC.
- ENV-5 LAMPS SCHEDULED FOR DEMOLITION
- ENV-6 OZONE DEPLETING SUBSTANCES
- ENV-7 ABANDONED ACID WASTE NEUTRALIZATION TANKS
- ENV-8 FUME HOOD EXHAUST SYSTEM COMPONENTS
- ENV-9 MERCURY CONTAMINATED LAB CASEWORK

REFER TO SHEET HM0.0 FOR DETAILED NOTES AND ADDITIONAL INFORMATION.

KEY

(2 LAYERS) = TWO LAYERS OF ACM FLOOR TILE AND MASTIC

(CARPET) = CARPET ON TOP OF ACM FLOOR TILE AND/OR MASTIC

(SHEET) = SHEET FLOORING ON TOP OF ACM FLOORING AND/OR MASTIC

(VINYL) = VINYL PLANK FLOORING ON TOP OF ACM FLOORING AND/OR MASTIC

FH = FUME HOOD WITH EXHAUST DUCTWORK

= NOT IN SCOPE

PHOTO 1:

VIEW OF ABANDONED ACID WASTE TANKS SCHEDULED FOR REMEDIATION. (SEE ENV-7)

PHOTO 2:

VIEW OF THE RESTRICTED PATHWAY TO THE TUNNEL SECTION WITH THE ACID WASTE TANKS.

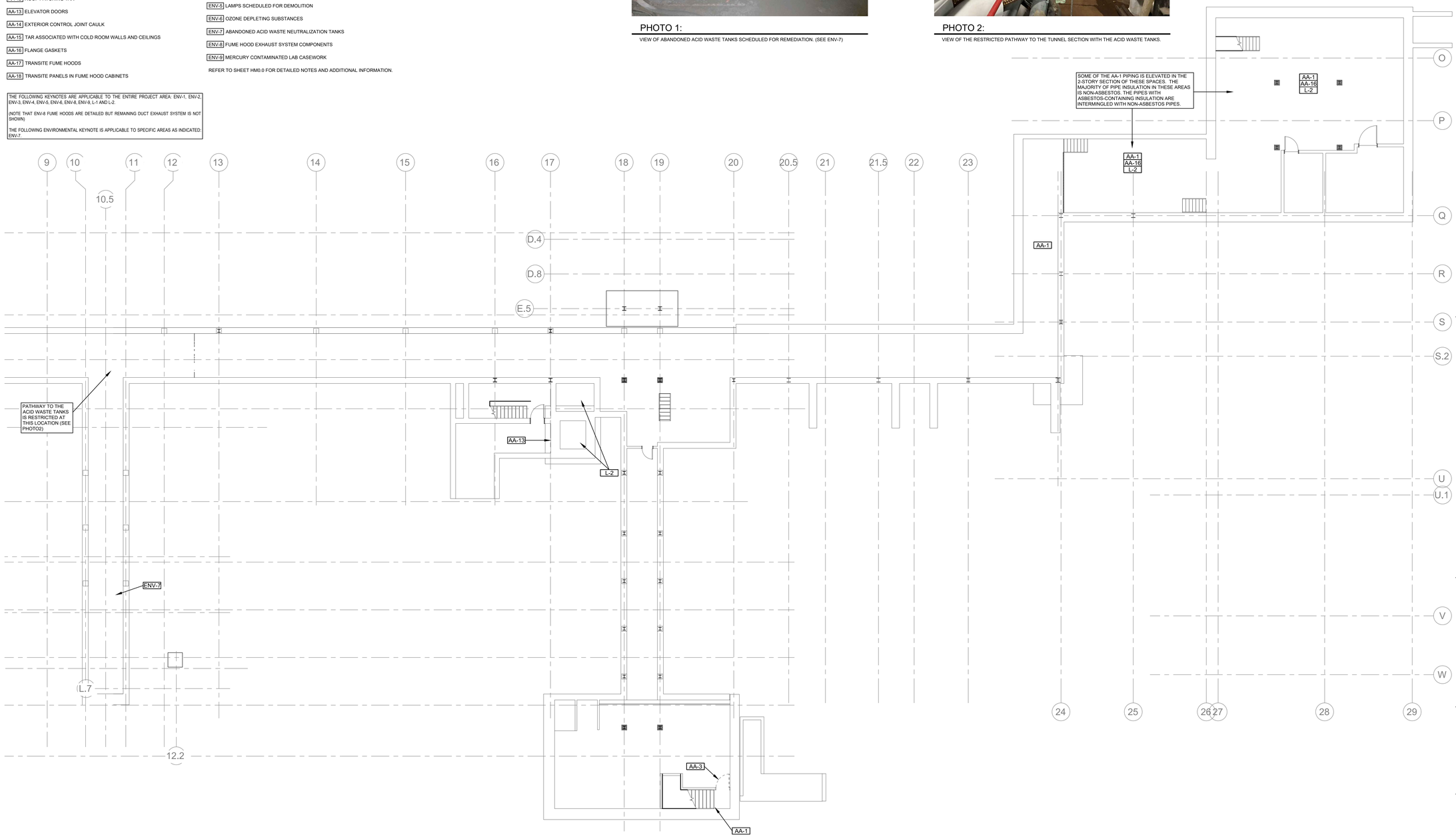

1 TUNNEL FLOOR HAZARDOUS MATERIALS REMOVAL PLAN - PHASE 2

SCALE: 1/8" = 1'-0"

RENOVATE PLANT SCIENCE BUILDING - PHASE 2

SUCF Project No. 161026-00

236 Tower Road
Ithaca, NY 14853

Cornell CALS College of Agriculture and Life Sciences

SUNY State University Construction Fund

Ellenzweig Architecture | Planning	230 Congress Street Boston, MA 02110 T 617 491-5575
Ryan Biggs Clark Davis Structural Engineers	257 Ushers Road Clifton Park, NY 12065 T 518 406-5506
M/E Engineering, P.C. Mechanical Engineers	300 Trolley Blvd. Rochester, NY 14606 T 585 288-5590
Jade Stone Engineering Electrical Engineers	444 Vanduzee St. Watertown, NY 13601 T 315 836 4062
Watson Engineering Plumbing	4500 State Route 434 Apalachin, NY 13732 T 607 223-4334
DM Engineers Fire Protection Engineers	1007 Yonkers Ave Yonkers, NY 10704 T 929 333-2339
Bell & Spina Building Envelope	215 Wyoming Street S Syracuse, NY 13204 T 315 488-0377
Environ. Design & Research Historic Preservation, Landscape, Civil Engineering	217 Montgomery St, Suite 1000 Syracuse, NY 13202 T 315 471-0688
Schuler Shook Lighting Design	240 W 40th Street, 2nd Floor New York, NY 10018 T 212 439-5650
D2D Green Design Sustainability PH2	10 Hallenbeck Hill East Greenbush, NY 12061 T 518 729-2967
Shen Milsom & Wilke Acoustics, IT, AV, Security	417 Fifth Avenue New York, NY 10016 T 212 725-6800
Watts Architects & Engineers Asbestos, Haz Mat	95 Perry Street, Suite 300 Buffalo, NY 14203 T 716 206-5122
Hastings Consulting Building Code	142 Hanlon Rd Holliston, MA 01746 T 508 397-8417
Ellana Cost Consulting	32 Broadway, Suite 801 New York, NY 10004 T 212971-0936

Notes:

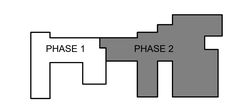

Keyplan

Job Number	31909.00
Drawing By	NAK
Checked By	BC
Filename	
Date	August 31, 2026

Revisions

TUNNEL FLOOR HAZARDOUS MATERIALS REMOVAL - PHASE 2

BID DOCUMENTS
Scale: As indicated

STATE OF NEW YORK · KEVIN P. JANN · 082957 · LICENSED PROFESSIONAL ENGINEER

HM1.U

2024 Ellenzweig ©

ABBREVIATED ASBESTOS ABATEMENT NOTES

- AA-1 PIPE INSULATION
- AA-2 LAB BENCHTOPS
- AA-3 FIRE DOORS
- AA-4 FLOORING AND MASTIC
- AA-5 CAULK AT CHIMNEY CAP
- AA-6 WALL-MOUNTED BOARDS & MASTIC
- AA-7 ELEVATOR BRAKE SHOES
- AA-8 FLOOR TILE MASTIC
- AA-9 TRANSITE CEILING PANELS
- AA-10 WINDOW, DOOR, AND LOUVER FRAME CAULK
- AA-11 ROOF FLASHING VAPOR BARRIER
- AA-12 ROOF PATCHING TAR
- AA-13 ELEVATOR DOORS
- AA-14 EXTERIOR CONTROL JOINT CAULK
- AA-15 TAR ASSOCIATED WITH COLD ROOM WALLS AND CEILINGS
- AA-16 FLANGE GASKETS
- AA-17 TRANSITE FUME HOODS
- AA-18 TRANSITE PANELS IN FUME HOOD CABINETS

THE FOLLOWING KEYNOTES ARE APPLICABLE TO THE ENTIRE PROJECT AREA: ENV-1, ENV-2, ENV-3, ENV-4, ENV-5, ENV-6, ENV-8, ENV-9, L-1 AND L-2.

(NOTE THAT ENV-8 FUME HOODS ARE DETAILED BUT REMAINING DUCT EXHAUST SYSTEM IS NOT SHOWN)

THE FOLLOWING ENVIRONMENTAL KEYNOTE IS APPLICABLE TO SPECIFIC AREAS AS INDICATED: ENV-7.

ABBREVIATED LEAD REMOVAL NOTES

- L-1 LEAD PAINT ON STRUCTURAL STEEL FOR WELDING
- L-2 LEAD PAINT ON METAL COMPONENTS TO FACILITATE DEMOLITION
- L-3 LEAD PAINT ON METAL LINTELS SCHEDULED TO REMAIN
- L-4 ELEMENTAL LEAD ROOF VENT CAPS
- L-5 METAL LINTELS SCHEDULED FOR REMOVAL
- L-6 LEAD PAINT ON DOORS AND FRAMES SCHEDULED TO REMAIN

ABBREVIATED ENVIRONMENTAL REMOVAL NOTES

- ENV-1 SANITARY/ACID WASTE PIPING ASSOCIATED WITH LAB SINKS AND FUME HOODS
- ENV-2 ABANDONED ACID WASTE PIPING THROUGHOUT PROJECT LIMITS
- ENV-3 LIGHT BALLASTS
- ENV-4 MERCURY-CONTAINING GAGUES, THERMOMETERS, THERMOSTATS, ETC.
- ENV-5 LAMPS SCHEDULED FOR DEMOLITION
- ENV-6 OZONE DEPLETING SUBSTANCES
- ENV-7 ABANDONED ACID WASTE NEUTRALIZATION TANKS
- ENV-8 FUME HOOD EXHAUST SYSTEM COMPONENTS
- ENV-9 MERCURY CONTAMINATED LAB CASEWORK

REFER TO SHEET HM0.0 FOR DETAILED NOTES AND ADDITIONAL INFORMATION.

KEY

(2 LAYERS) = TWO LAYERS OF ACM FLOOR TILE AND MASTIC

(CARPET) = CARPET ON TOP OF ACM FLOOR TILE AND/OR MASTIC

(SHEET) = SHEET FLOORING ON TOP OF ACM FLOORING AND/OR MASTIC

(VINYL) = VINYL PLANK FLOORING ON TOP OF ACM FLOORING AND/OR MASTIC

FH = FUME HOOD WITH EXHAUST DUCTWORK

= NOT IN SCOPE

PHOTO 1:

VIEW OF ASBESTOS-CONTAINING TAR VAPOR BARRIER BEHIND COOLER WALLS AND CEILINGS (SEE AA-15 AND PHOTO 2).

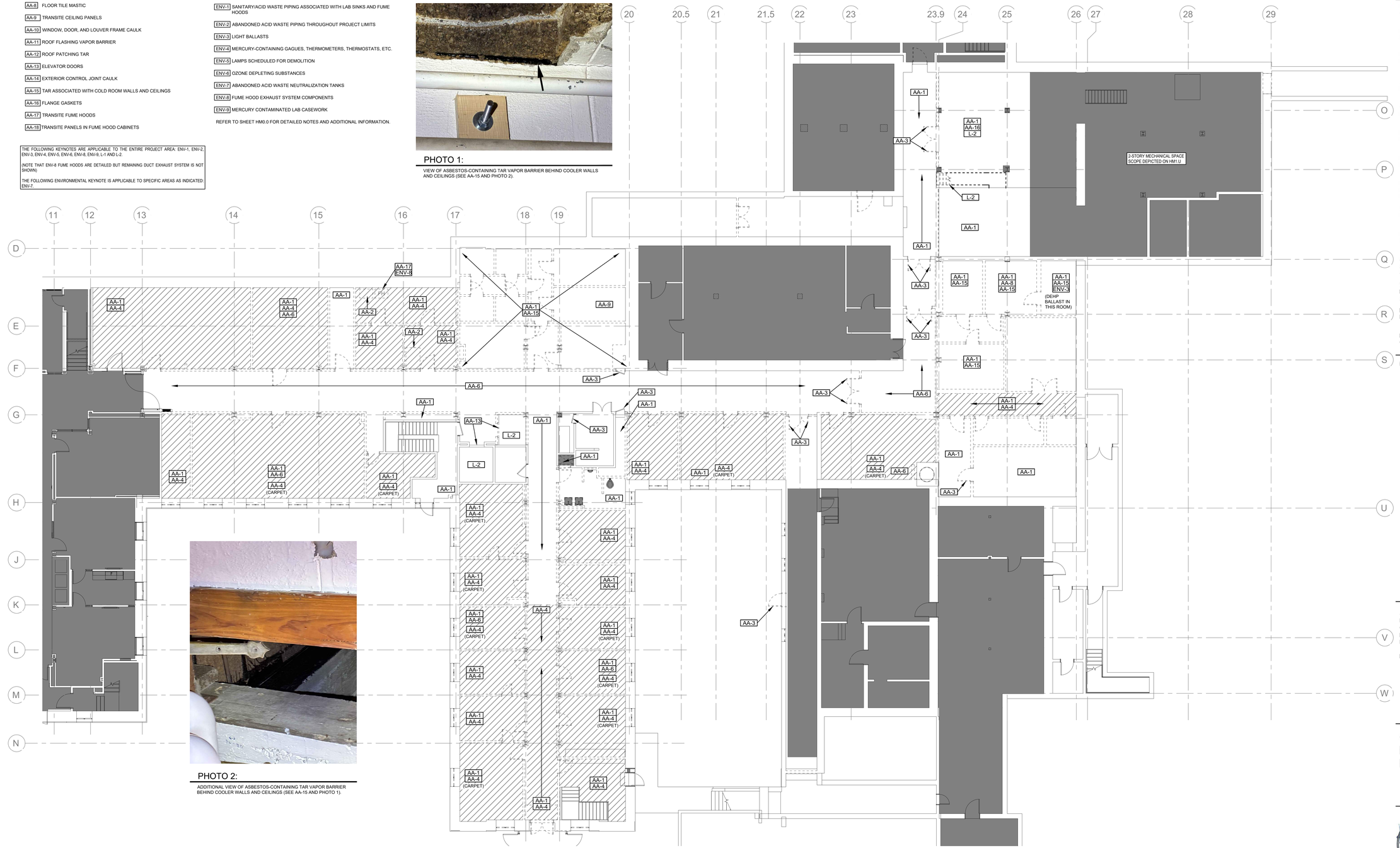

PHOTO 2:

ADDITIONAL VIEW OF ASBESTOS-CONTAINING TAR VAPOR BARRIER BEHIND COOLER WALLS AND CEILINGS (SEE AA-15 AND PHOTO 1).

1 GROUND FLOOR HAZARDOUS MATERIALS REMOVAL PLAN - PHASE 2

SCALE: 1/8" = 1'-0"

RENOVATE PLANT SCIENCE BUILDING - PHASE 2

SUCF Project No. 161026-00

236 Tower Road
Ithaca, NY 14853

Cornell CALS College of Agriculture and Life Sciences

SUNY State University Construction Fund

Ellenzweig Architecture | Planning	230 Congress Street Boston, MA 02110 T 617 491-5575
Ryan Biggs Clark Davis Structural Engineers	257 Ushers Road Clifton Park, NY 12065 T 518 406-5506
M/E Engineering, P.C. Mechanical Engineers	300 Trolley Blvd. Rochester, NY 14606 T 585 288-5590
Jade Stone Engineering Electrical Engineers	444 Vanduzee St. Watertown, NY 13601 T 315 836 4062
Watson Engineering Plumbing	4500 State Route 434 Apalachin, NY 13732 T 607 223-4334
DM Engineers Fire Protection Engineers	1007 Yonkers Ave Yonkers, NY 10704 T 929 333-2339
Bell & Spina Building Envelope	215 Wyoming Street S Syracuse, NY 13204 T 315 488-0377
Environ. Design & Research Historic Preservation, Landscape, Civil Engineering	217 Montgomery St, Suite 1000 Syracuse, NY 13202 T 315 471-0688
Schuler Shook Lighting Design	240 W 40th Street, 2nd Floor New York, NY 10018 T 212 439-5650
D2D Green Design Sustainability PH2	10 Hallenbeck Hill East Greenbush, NY 12061 T 518 729-2967
Shen Milsom & Wilke Acoustics, IT, AV, Security	417 Fifth Avenue New York, NY 10016 T 212 725-6800
Watts Architects & Engineers Asbestos, Haz Mat	95 Perry Street, Suite 300 Buffalo, NY 14203 T 716 206-5122
Hastings Consulting Building Code	142 Hanlon Rd Holliston, MA 01746 T 508 397-8417
Ellana Cost Consulting	32 Broadway, Suite 801 New York, NY 10004 T 212971-0936

Notes:

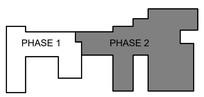

Keyplan

Job Number 31909.00
Drawing By NAK
Checked By BC
Filename
Date August 31, 2026

Revisions

GROUND FLOOR HAZARDOUS MATERIALS REMOVAL PLAN - PHASE 2

BID DOCUMENTS
Scale: As indicated

STATE OF NEW YORK · MEYER P. APPEL · 062957 · LICENSED PROFESSIONAL ENGINEER

HM1.0

2024 Ellenzweig ©

ABBREVIATED ASBESTOS ABATEMENT NOTES

- AA-1 PIPE INSULATION
- AA-2 LAB BENCHTOPS
- AA-3 FIRE DOORS
- AA-4 FLOORING AND MASTIC
- AA-5 CAULK AT CHIMNEY CAP
- AA-6 WALL-MOUNTED BOARDS & MASTIC
- AA-7 ELEVATOR BRAKE SHOES
- AA-8 FLOOR TILE MASTIC
- AA-9 TRANSITE CEILING PANELS
- AA-10 WINDOW, DOOR, AND LOUVER FRAME CAULK
- AA-11 ROOF FLASHING VAPOR BARRIER
- AA-12 ROOF PATCHING TAR
- AA-13 ELEVATOR DOORS
- AA-14 EXTERIOR CONTROL JOINT CAULK
- AA-15 TAR ASSOCIATED WITH COLD ROOM WALLS AND CEILINGS
- AA-16 FLANGE GASKETS
- AA-17 TRANSITE FUME HOODS
- AA-18 TRANSITE PANELS IN FUME HOOD CABINETS

ABBREVIATED LEAD REMOVAL NOTES

- L-1 LEAD PAINT ON STRUCTURAL STEEL FOR WELDING
- L-2 LEAD PAINT ON METAL COMPONENTS TO FACILITATE DEMOLITION
- L-3 LEAD PAINT ON METAL LINTELS SCHEDULED TO REMAIN
- L-4 ELEMENTAL LEAD ROOF VENT CAPS
- L-5 METAL LINTELS SCHEDULED FOR REMOVAL
- L-6 LEAD PAINT ON DOORS AND FRAMES SCHEDULED TO REMAIN

ABBREVIATED ENVIRONMENTAL REMOVAL NOTES

- ENV-1 SANITARY/ACID WASTE PIPING ASSOCIATED WITH LAB SINKS AND FUME HOODS
- ENV-2 ABANDONED ACID WASTE PIPING THROUGHOUT PROJECT LIMITS
- ENV-3 LIGHT BALLASTS
- ENV-4 MERCURY-CONTAINING GAGUES, THERMOMETERS, THERMOSTATS, ETC.
- ENV-5 LAMPS SCHEDULED FOR DEMOLITION
- ENV-6 OZONE DEPLETING SUBSTANCES
- ENV-7 ABANDONED ACID WASTE NEUTRALIZATION TANKS
- ENV-8 FUME HOOD EXHAUST SYSTEM COMPONENTS
- ENV-9 MERCURY CONTAMINATED LAB CASEWORK

REFER TO SHEET HM0.0 FOR DETAILED NOTES AND ADDITIONAL INFORMATION.

KEY

(2 LAYERS) = TWO LAYERS OF ACM FLOOR TILE AND MASTIC

(CARPET) = CARPET ON TOP OF ACM FLOOR TILE AND/OR MASTIC

(SHEET) = SHEET FLOORING ON TOP OF ACM FLOORING AND/OR MASTIC

(VINYL) = VINYL PLANK FLOORING ON TOP OF ACM FLOORING AND/OR MASTIC

FH = FUME HOOD WITH EXHAUST DUCTWORK

= NOT IN SCOPE

THE FOLLOWING KEYNOTES ARE APPLICABLE TO THE ENTIRE PROJECT AREA: ENV-1, ENV-2, ENV-3, ENV-4, ENV-5, ENV-6, ENV-8, ENV-9, L-1 AND L-2.

(NOTE THAT ENV-8 FUME HOODS ARE DETAILED BUT REMAINING DUCT EXHAUST SYSTEM IS NOT SHOWN)

THE FOLLOWING ENVIRONMENTAL KEYNOTE IS APPLICABLE TO SPECIFIC AREAS AS INDICATED: ENV-7.

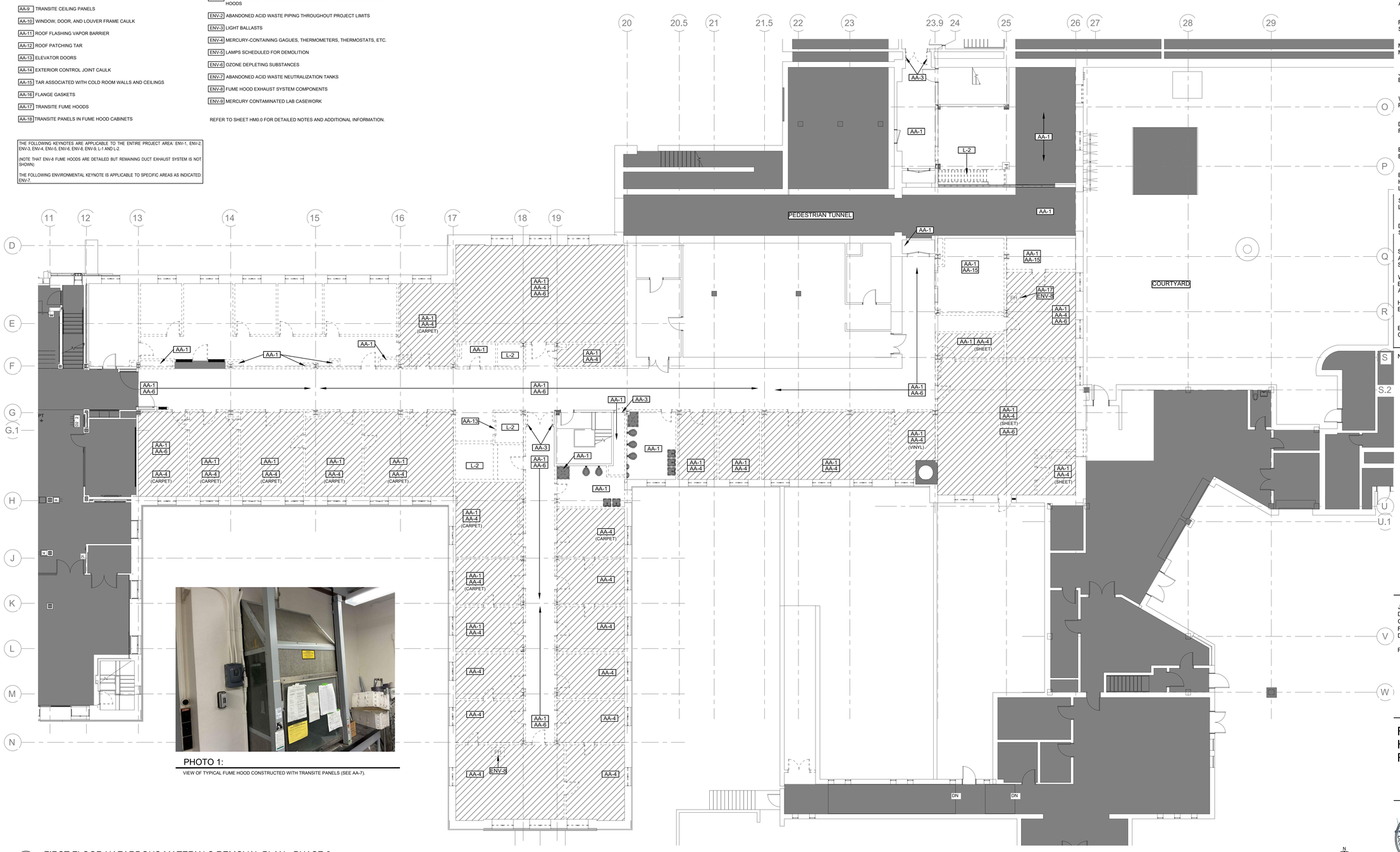

PHOTO 1:

VIEW OF TYPICAL FUME HOOD CONSTRUCTED WITH TRANSITE PANELS (SEE AA-7).

1 FIRST FLOOR HAZARDOUS MATERIALS REMOVAL PLAN - PHASE 2

SCALE: 1/8" = 1'-0"

RENOVATE PLANT SCIENCE BUILDING - PHASE 2

SUCF Project No. 161026-00

236 Tower Road
Ithaca, NY 14853

Cornell CALS College of Agriculture and Life Sciences

SUNY State University Construction Fund

Ellenzweig Architecture | Planning	230 Congress Street Boston, MA 02110 T 617 491-5575
Ryan Biggs Clark Davis Structural Engineers	257 Ushers Road Clifton Park, NY 12065 T 518 406-5506
M/E Engineering, P.C. Mechanical Engineers	300 Trolley Blvd. Rochester, NY 14606 T 585 288-5590
Jade Stone Engineering Electrical Engineers	444 Vanduzee St. Watertown, NY 13601 T 315 836 4062
Watson Engineering Plumbing	4500 State Route 434 Apalachin, NY 13732 T 607 223-4334
DM Engineers Fire Protection Engineers	1007 Yonkers Ave Yonkers, NY 10704 T 929 333-2339
Bell & Spina Building Envelope	215 Wyoming Street S Syracuse, NY 13204 T 315 488-0377
Environ. Design & Research Historic Preservation, Landscape, Civil Engineering	217 Montgomery St, Suite 1000 Syracuse, NY 13202 T 315 471-0688
Schuler Shook Lighting Design	240 W 40th Street, 2nd Floor New York, NY 10018 T 212 439-5650
D2D Green Design Sustainability PH2	10 Hallenbeck Hill East Greenbush, NY 12061 T 518 729-2967
Shen Milsom & Wilke Acoustics, IT, AV, Security	417 Fifth Avenue New York, NY 10016 T 212 725-6800
Watts Architects & Engineers Asbestos, Haz Mat	95 Perry Street, Suite 300 Buffalo, NY 14203 T 716 206-5122
Hastings Consulting Building Code	142 Hanlon Rd Holliston, MA 01746 T 508 397-8417
Ellana Cost Consulting	32 Broadway, Suite 801 New York, NY 10004 T 212971-0936

Notes:

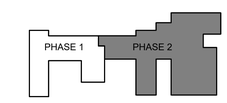

Keyplan

Job Number	31909.00
Drawing By	NAK
Checked By	BC
Filename	
Date	August 31, 2026

Revisions

FIRST FLOOR HAZARDOUS MATERIALS REMOVAL PLAN - PHASE 2

BID DOCUMENTS
Scale: As indicated

STATE OF NEW YORK · REVIN P. JAMES · 082957 · LICENSED PROFESSIONAL ENGINEER

HM1.1

2024 Ellenzweig ©

E:\2023\2023-CC\CAD\CAD\CAD

ABBREVIATED ASBESTOS ABATEMENT NOTES

- AA-1 PIPE INSULATION
- AA-2 LAB BENCHTOPS
- AA-3 FIRE DOORS
- AA-4 FLOORING AND MASTIC
- AA-5 CAULK AT CHIMNEY CAP
- AA-6 WALL-MOUNTED BOARDS & MASTIC
- AA-7 ELEVATOR BRAKE SHOES
- AA-8 FLOOR TILE MASTIC
- AA-9 TRANSITE CEILING PANELS
- AA-10 WINDOW, DOOR, AND LOUVER FRAME CAULK
- AA-11 ROOF FLASHING VAPOR BARRIER
- AA-12 ROOF PATCHING TAR
- AA-13 ELEVATOR DOORS
- AA-14 EXTERIOR CONTROL JOINT CAULK
- AA-15 TAR ASSOCIATED WITH COLD ROOM WALLS AND CEILINGS
- AA-16 FLANGE GASKETS
- AA-17 TRANSITE FUME HOODS
- AA-18 TRANSITE PANELS IN FUME HOOD CABINETS

THE FOLLOWING KEYNOTES ARE APPLICABLE TO THE ENTIRE PROJECT AREA: ENV-1, ENV-2, ENV-3, ENV-4, ENV-5, ENV-6, ENV-8, ENV-9, L-1 AND L-2.

(NOTE THAT ENV-8 FUME HOODS ARE DETAILED BUT REMAINING DUCT EXHAUST SYSTEM IS NOT SHOWN)

THE FOLLOWING ENVIRONMENTAL KEYNOTE IS APPLICABLE TO SPECIFIC AREAS AS INDICATED: ENV-7.

ABBREVIATED LEAD REMOVAL NOTES

- L-1 LEAD PAINT ON STRUCTURAL STEEL FOR WELDING
- L-2 LEAD PAINT ON METAL COMPONENTS TO FACILITATE DEMOLITION
- L-3 LEAD PAINT ON METAL LINTELS SCHEDULED TO REMAIN
- L-4 ELEMENTAL LEAD ROOF VENT CAPS
- L-5 METAL LINTELS SCHEDULED FOR REMOVAL
- L-6 LEAD PAINT ON DOORS AND FRAMES SCHEDULED TO REMAIN

ABBREVIATED ENVIRONMENTAL REMOVAL NOTES

- ENV-1 SANITARY/ACID WASTE PIPING ASSOCIATED WITH LAB SINKS AND FUME HOODS
- ENV-2 ABANDONED ACID WASTE PIPING THROUGHOUT PROJECT LIMITS
- ENV-3 LIGHT BALLASTS
- ENV-4 MERCURY-CONTAINING GAGUES, THERMOMETERS, THERMOSTATS, ETC.
- ENV-5 LAMPS SCHEDULED FOR DEMOLITION
- ENV-6 OZONE DEPLETING SUBSTANCES
- ENV-7 ABANDONED ACID WASTE NEUTRALIZATION TANKS
- ENV-8 FUME HOOD EXHAUST SYSTEM COMPONENTS
- ENV-9 MERCURY CONTAMINATED LAB CASEWORK

REFER TO SHEET HM0.0 FOR DETAILED NOTES AND ADDITIONAL INFORMATION.

KEY

(2 LAYERS) = TWO LAYERS OF ACM FLOOR TILE AND MASTIC

(CARPET) = CARPET ON TOP OF ACM FLOOR TILE AND/OR MASTIC

(SHEET) = SHEET FLOORING ON TOP OF ACM FLOORING AND/OR MASTIC

(VINYL) = VINYL PLANK FLOORING ON TOP OF ACM FLOORING AND/OR MASTIC

FH = FUME HOOD WITH EXHAUST DUCTWORK

= NOT IN SCOPE

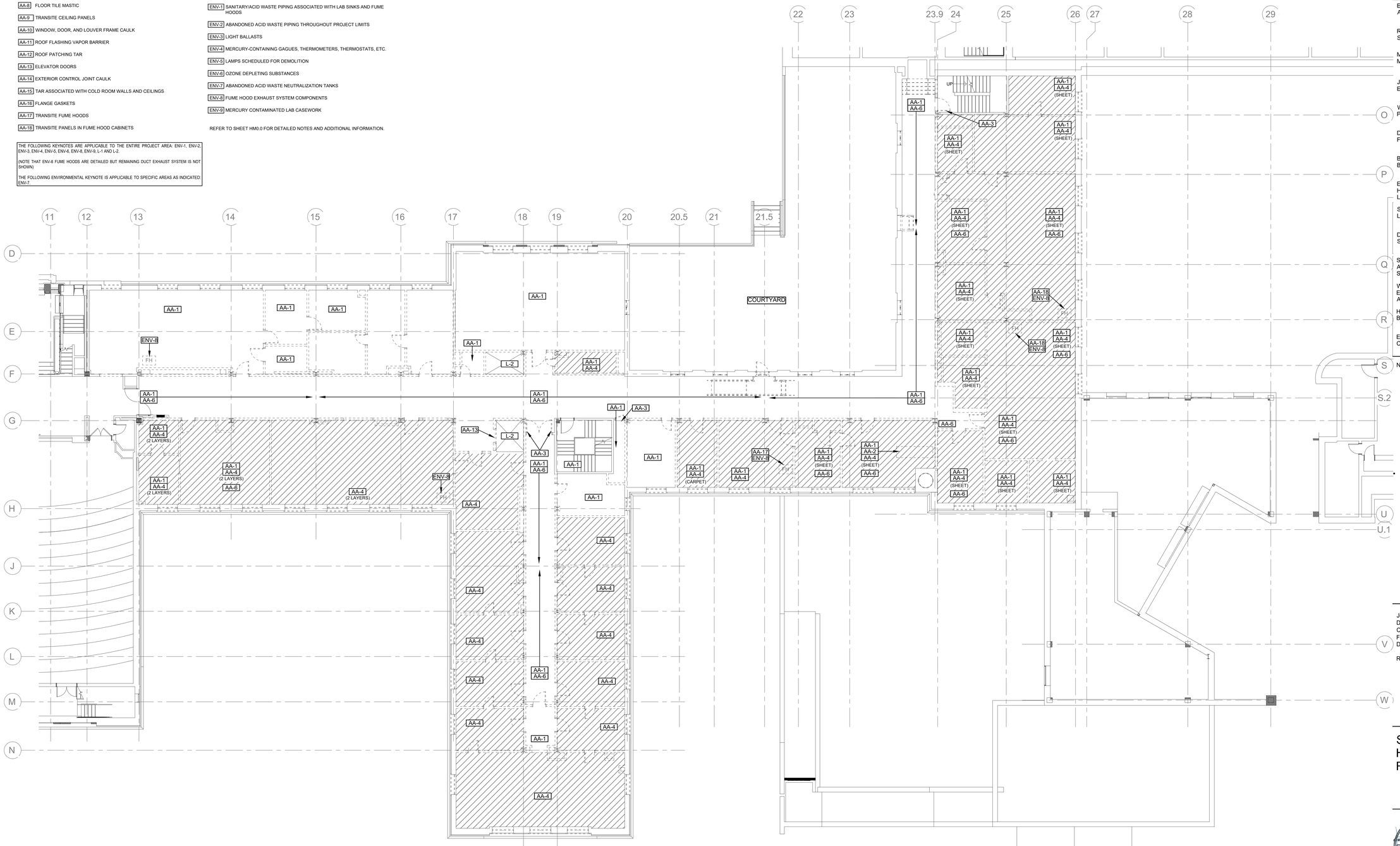

1 SECOND FLOOR HAZARDOUS MATERIALS REMOVAL PLAN - PHASE 2

SCALE: 1/8" = 1'-0"

RENOVATE PLANT SCIENCE BUILDING - PHASE 2

SUCF Project No. 161026-00

236 Tower Road
Ithaca, NY 14853

Cornell CALS College of Agriculture and Life Sciences

SUNY State University Construction Fund

Ellenzweig Architecture | Planning	230 Congress Street Boston, MA 02110 T 617 491-5575
Ryan Biggs Clark Davis Structural Engineers	257 Ushers Road Clifton Park, NY 12065 T 518 406-5506
M/E Engineering, P.C. Mechanical Engineers	300 Trolley Blvd. Rochester, NY 14606 T 585 288-5590
Jade Stone Engineering Electrical Engineers	444 Vanduzee St. Watertown, NY 13601 T 315 836 4062
Watson Engineering Plumbing	4500 State Route 434 Apalachin, NY 13732 T 607 223-4334
DM Engineers Fire Protection Engineers	1007 Yonkers Ave Yonkers, NY 10704 T 929 333-2339
Bell & Spina Building Envelope	215 Wyoming Street S Syracuse, NY 13204 T 315 488-0377
Environ. Design & Research Historic Preservation, Landscape, Civil Engineering	217 Montgomery St, Suite 1000 Syracuse, NY 13202 T 315 471-0688
Schuler Shook Lighting Design	240 W 40th Street, 2nd Floor New York, NY 10018 T 212 439-5650
D2D Green Design Sustainability PH2	10 Hallenbeck Hill East Greenbush, NY 12061 T 518 729-2967
Shen Milsom & Wilke Acoustics, IT, AV, Security	417 Fifth Avenue New York, NY 10016 T 212 725-6800
Watts Architects & Engineers Asbestos, Haz Mat	95 Perry Street, Suite 300 Buffalo, NY 14203 T 716 206-5122
Hastings Consulting Building Code	142 Hanlon Rd Holliston, MA 01746 T 508 397-8417
Ellana Cost Consulting	32 Broadway, Suite 801 New York, NY 10004 T 212971-0936

Notes:

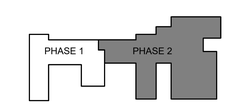

Keyplan

Job Number 31909.00
Drawing By NAK
Checked By BC
Filename
Date August 31, 2026

Revisions

SECOND FLOOR HAZARDOUS MATERIALS REMOVAL PLAN - PHASE 2

STATE OF NEW YORK · KEVIN P. JAMES · 082957 · LICENSED PROFESSIONAL ENGINEER

BID DOCUMENTS
Scale: As indicated

HM1.2

2024 Ellenzweig ©

ABBREVIATED ASBESTOS ABATEMENT NOTES

- AA-1 PIPE INSULATION
- AA-2 LAB BENCHTOPS
- AA-3 FIRE DOORS
- AA-4 FLOORING AND MASTIC
- AA-5 CAULK AT CHIMNEY CAP
- AA-6 WALL-MOUNTED BOARDS & MASTIC
- AA-7 ELEVATOR BRAKE SHOES
- AA-8 FLOOR TILE MASTIC
- AA-9 TRANSITE CEILING PANELS
- AA-10 WINDOW, DOOR, AND LOUVER FRAME CAULK
- AA-11 ROOF FLASHING VAPOR BARRIER
- AA-12 ROOF PATCHING TAR
- AA-13 ELEVATOR DOORS
- AA-14 EXTERIOR CONTROL JOINT CAULK
- AA-15 TAR ASSOCIATED WITH COLD ROOM WALLS AND CEILINGS
- AA-16 FLANGE GASKETS
- AA-17 TRANSITE FUME HOODS
- AA-18 TRANSITE PANELS IN FUME HOOD CABINETS

ABBREVIATED LEAD REMOVAL NOTES

- L-1 LEAD PAINT ON STRUCTURAL STEEL FOR WELDING
- L-2 LEAD PAINT ON METAL COMPONENTS TO FACILITATE DEMOLITION
- L-3 LEAD PAINT ON METAL LINTELS SCHEDULED TO REMAIN
- L-4 ELEMENTAL LEAD ROOF VENT CAPS
- L-5 METAL LINTELS SCHEDULED FOR REMOVAL
- L-6 LEAD PAINT ON DOORS AND FRAMES SCHEDULED TO REMAIN

ABBREVIATED ENVIRONMENTAL REMOVAL NOTES

- ENV-1 SANITARY/ACID WASTE PIPING ASSOCIATED WITH LAB SINKS AND FUME HOODS
- ENV-2 ABANDONED ACID WASTE PIPING THROUGHOUT PROJECT LIMITS
- ENV-3 LIGHT BALLASTS
- ENV-4 MERCURY-CONTAINING GAGUES, THERMOMETERS, THERMOSTATS, ETC.
- ENV-5 LAMPS SCHEDULED FOR DEMOLITION
- ENV-6 OZONE DEPLETING SUBSTANCES
- ENV-7 ABANDONED ACID WASTE NEUTRALIZATION TANKS
- ENV-8 FUME HOOD EXHAUST SYSTEM COMPONENTS
- ENV-9 MERCURY CONTAMINATED LAB CASEWORK

REFER TO SHEET HM0.0 FOR DETAILED NOTES AND ADDITIONAL INFORMATION.

KEY

(2 LAYERS) = TWO LAYERS OF ACM FLOOR TILE AND MASTIC

(CARPET) = CARPET ON TOP OF ACM FLOOR TILE AND/OR MASTIC

(SHEET) = SHEET FLOORING ON TOP OF ACM FLOORING AND/OR MASTIC

(VINYL) = VINYL PLANK FLOORING ON TOP OF ACM FLOORING AND/OR MASTIC

FH = FUME HOOD WITH EXHAUST DUCTWORK

= NOT IN SCOPE

THE FOLLOWING KEYNOTES ARE APPLICABLE TO THE ENTIRE PROJECT AREA: ENV-1, ENV-2, ENV-3, ENV-4, ENV-5, ENV-6, ENV-8, ENV-9, L-1 AND L-2.

(NOTE THAT ENV-8 FUME HOODS ARE DETAILED BUT REMAINING DUCT EXHAUST SYSTEM IS NOT SHOWN)

THE FOLLOWING ENVIRONMENTAL KEYNOTE IS APPLICABLE TO SPECIFIC AREAS AS INDICATED: ENV-7.

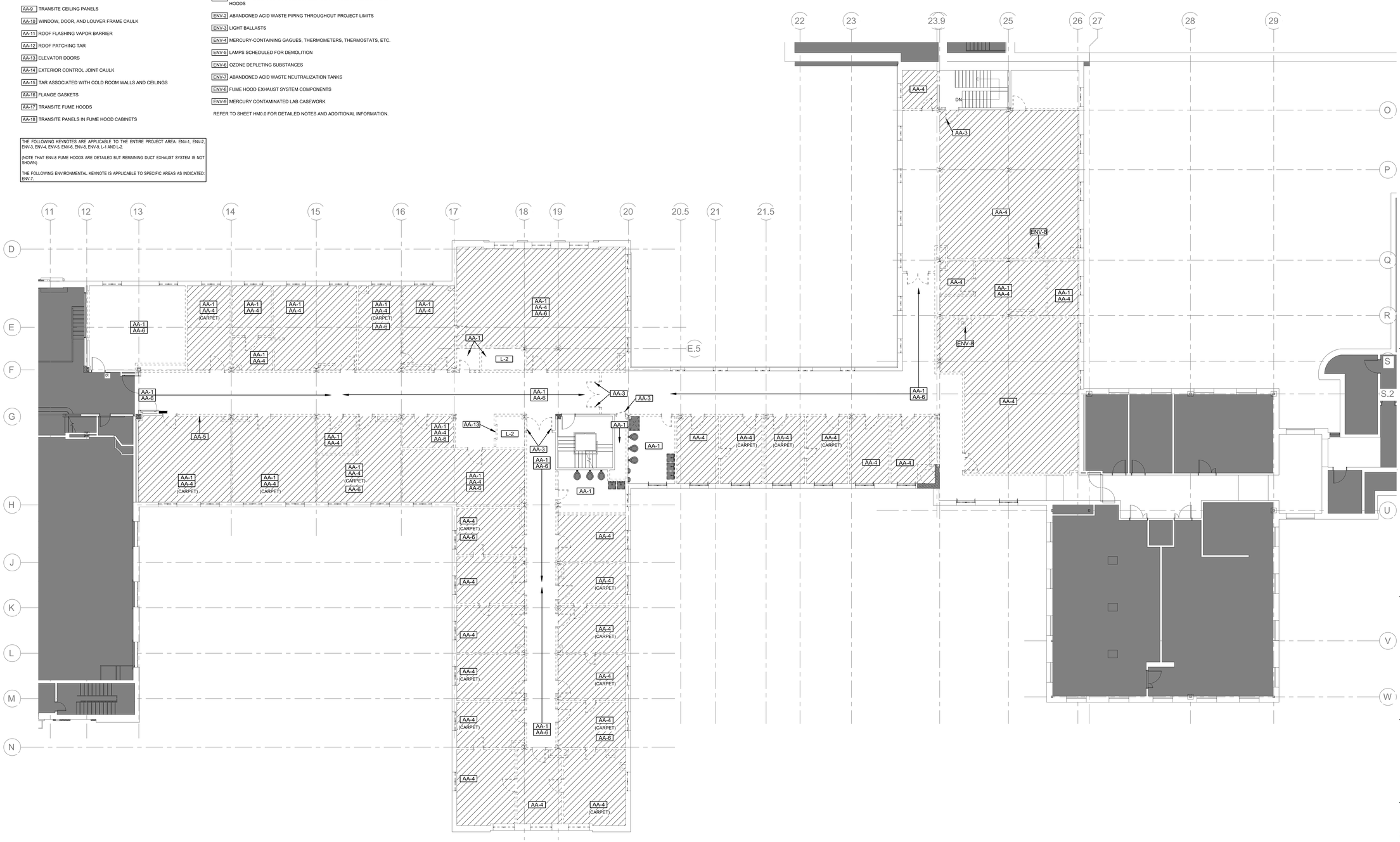

1 THIRD FLOOR HAZARDOUS MATERIALS REMOVAL PLAN - PHASE 2

SCALE: 1/8" = 1'-0"

RENOVATE PLANT SCIENCE BUILDING - PHASE 2

SUCF Project No. 161026-00

236 Tower Road
Ithaca, NY 14853

Cornell CALS College of Agriculture and Life Sciences

SUNY State University Construction Fund

Ellenzweig Architecture | Planning	230 Congress Street Boston, MA 02110 T 617 491-5575
Ryan Biggs Clark Davis Structural Engineers	257 Ushers Road Clifton Park, NY 12065 T 518 406-5506
M/E Engineering, P.C. Mechanical Engineers	300 Trolley Blvd. Rochester, NY 14606 T 585 288-5590
Jade Stone Engineering Electrical Engineers	444 Vanduzee St. Watertown, NY 13601 T 315 836 4062
Watson Engineering Plumbing	4500 State Route 434 Apalachin, NY 13732 T 607 223-4334
DM Engineers Fire Protection Engineers	1007 Yonkers Ave Yonkers, NY 10704 T 929 333-2339
Bell & Spina Building Envelope	215 Wyoming Street S Syracuse, NY 13204 T 315 488-0377
Environ. Design & Research Historic Preservation, Landscape, Civil Engineering	217 Montgomery St, Suite 1000 Syracuse, NY 13202 T 315 471-0688
Schuler Shook Lighting Design	240 W 40th Street, 2nd Floor New York, NY 10018 T 212 439-5650
D2D Green Design Sustainability PH2	10 Hallenbeck Hill East Greenbush, NY 12061 T 518 729-2967
Shen Milsom & Wilke Acoustics, IT, AV, Security	417 Fifth Avenue New York, NY 10016 T 212 725-6800
Watts Architects & Engineers Asbestos, Haz Mat	95 Perry Street, Suite 300 Buffalo, NY 14203 T 716 206-5122
Hastings Consulting Building Code	142 Hanlon Rd Holliston, MA 01746 T 508 397-8417
Ellana Cost Consulting	32 Broadway, Suite 801 New York, NY 10004 T 212971-0936

Notes:

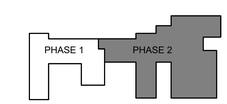

Keyplan

Job Number	31909.00
Drawing By	NAK
Checked By	BC
Filename	
Date	August 31, 2026

Revisions

THIRD FLOOR HAZARDOUS MATERIALS REMOVAL PLAN - PHASE 2

BID DOCUMENTS
Scale: As indicated

STATE OF NEW YORK · KEVIN P. JAMES · 082957 · LICENSED PROFESSIONAL ENGINEER

HM1.3

2024 Ellenzweig ©

ABBREVIATED ASBESTOS ABATEMENT NOTES

- AA-1 PIPE INSULATION
- AA-2 LAB BENCHTOPS
- AA-3 FIRE DOORS
- AA-4 FLOORING AND MASTIC
- AA-5 CAULK AT CHIMNEY CAP
- AA-6 WALL-MOUNTED BOARDS & MASTIC
- AA-7 ELEVATOR BRAKE SHOES
- AA-8 FLOOR TILE MASTIC
- AA-9 TRANSITE CEILING PANELS
- AA-10 WINDOW, DOOR, AND LOUVER FRAME CAULK
- AA-11 ROOF FLASHING VAPOR BARRIER
- AA-12 ROOF PATCHING TAR
- AA-13 ELEVATOR DOORS
- AA-14 EXTERIOR CONTROL JOINT CAULK
- AA-15 TAR ASSOCIATED WITH COLD ROOM WALLS AND CEILINGS
- AA-16 FLANGE GASKETS
- AA-17 TRANSITE FUME HOODS
- AA-18 TRANSITE PANELS IN FUME HOOD CABINETS

ABBREVIATED LEAD REMOVAL NOTES

- L-1 LEAD PAINT ON STRUCTURAL STEEL FOR WELDING
- L-2 LEAD PAINT ON METAL COMPONENTS TO FACILITATE DEMOLITION
- L-3 LEAD PAINT ON METAL LINTELS SCHEDULED TO REMAIN
- L-4 ELEMENTAL LEAD ROOF VENT CAPS
- L-5 METAL LINTELS SCHEDULED FOR REMOVAL
- L-6 LEAD PAINT ON DOORS AND FRAMES SCHEDULED TO REMAIN

ABBREVIATED ENVIRONMENTAL REMOVAL NOTES

- ENV-1 SANITARY/ACID WASTE PIPING ASSOCIATED WITH LAB SINKS AND FUME HOODS
- ENV-2 ABANDONED ACID WASTE PIPING THROUGHOUT PROJECT LIMITS
- ENV-3 LIGHT BALLASTS
- ENV-4 MERCURY-CONTAINING GAGUES, THERMOMETERS, THERMOSTATS, ETC.
- ENV-5 LAMPS SCHEDULED FOR DEMOLITION
- ENV-6 OZONE DEPLETING SUBSTANCES
- ENV-7 ABANDONED ACID WASTE NEUTRALIZATION TANKS
- ENV-8 FUME HOOD EXHAUST SYSTEM COMPONENTS
- ENV-9 MERCURY CONTAMINATED LAB CASEWORK

REFER TO SHEET HM0.0 FOR DETAILED NOTES AND ADDITIONAL INFORMATION.

KEY

(2 LAYERS) = TWO LAYERS OF ACM FLOOR TILE AND MASTIC

(CARPET) = CARPET ON TOP OF ACM FLOOR TILE AND/OR MASTIC

(SHEET) = SHEET FLOORING ON TOP OF ACM FLOORING AND/OR MASTIC

(VINYL) = VINYL PLANK FLOORING ON TOP OF ACM FLOORING AND/OR MASTIC

FH = FUME HOOD WITH EXHAUST DUCTWORK

= NOT IN SCOPE

THE FOLLOWING KEYNOTES ARE APPLICABLE TO THE ENTIRE PROJECT AREA: ENV-1, ENV-2, ENV-3, ENV-4, ENV-5, ENV-6, ENV-8, ENV-9, L-1 AND L-2.

(NOTE THAT ENV-8 FUME HOODS ARE DETAILED BUT REMAINING DUCT EXHAUST SYSTEM IS NOT SHOWN)

THE FOLLOWING ENVIRONMENTAL KEYNOTE IS APPLICABLE TO SPECIFIC AREAS AS INDICATED: ENV-7.

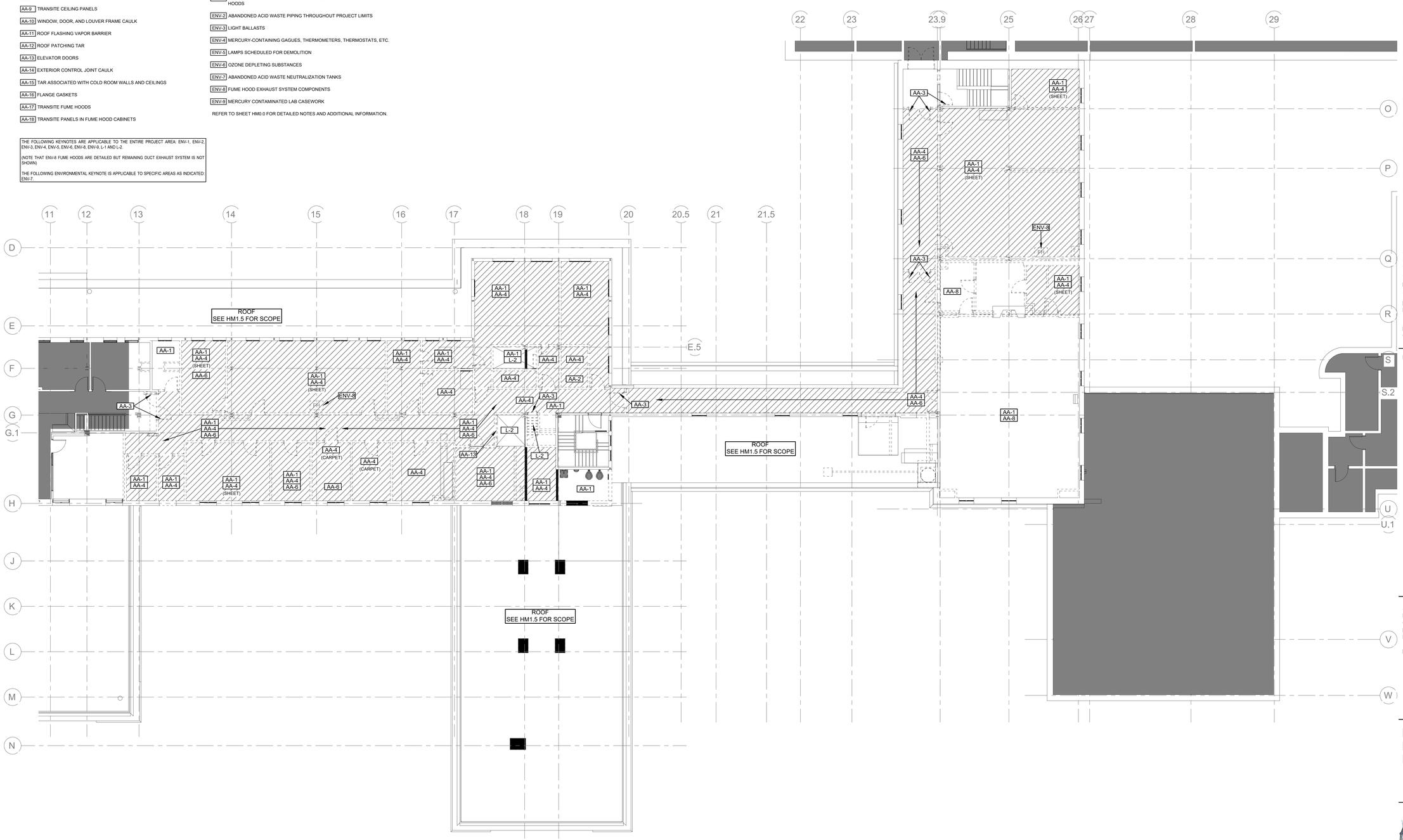

1 FOURTH FLOOR HAZARDOUS MATERIALS REMOVAL PLAN - PHASE 2

SCALE: 1/8" = 1'-0"

RENOVATE PLANT SCIENCE BUILDING - PHASE 2

SUCF Project No. 161026-00

236 Tower Road
Ithaca, NY 14853

Cornell CALS College of Agriculture and Life Sciences

SUNY State University Construction Fund

Ellenzweig Architecture | Planning	230 Congress Street Boston, MA 02110 T 617 491-5575
Ryan Biggs Clark Davis Structural Engineers	257 Ushers Road Clifton Park, NY 12065 T 518 406-5506
M/E Engineering, P.C. Mechanical Engineers	300 Trolley Blvd. Rochester, NY 14606 T 585 288-5590
Jade Stone Engineering Electrical Engineers	444 Vanduzee St. Watertown, NY 13601 T 315 836 4062
Watson Engineering Plumbing	4500 State Route 434 Apalachin, NY 13732 T 607 223-4334
DM Engineers Fire Protection Engineers	1007 Yonkers Ave Yonkers, NY 10704 T 929 333-2339
Bell & Spina Building Envelope	215 Wyoming Street S Syracuse, NY 13204 T 315 488-0377
Environ. Design & Research Historic Preservation, Landscape, Civil Engineering	217 Montgomery St, Suite 1000 Syracuse, NY 13202 T 315 471-0688
Schuler Shook Lighting Design	240 W 40th Street, 2nd Floor New York, NY 10018 T 212 439-5650
D2D Green Design Sustainability PH2	10 Hallenbeck Hill East Greenbush, NY 12061 T 518 729-2967
Shen Milsom & Wilke Acoustics, IT, AV, Security	417 Fifth Avenue New York, NY 10016 T 212 725-6800
Watts Architects & Engineers Asbestos, Haz Mat	95 Perry Street, Suite 300 Buffalo, NY 14203 T 716 206-5122
Hastings Consulting Building Code	142 Hanlon Rd Holliston, MA 01746 T 508 397-8417
Eliana Cost Consulting	32 Broadway, Suite 801 New York, NY 10004 T 212971-0936

Notes:

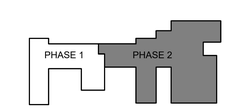

Keyplan

Job Number 31909.00
Drawing By NAK
Checked By BC
Filename
Date August 31, 2026

Revisions

FOURTH FLOOR HAZARDOUS MATERIALS REMOVAL PLAN - PHASE 2

STATE OF NEW YORK · KEVIN P. JAMIS · 082957 · LICENSED PROFESSIONAL ENGINEER

BID DOCUMENTS
Scale: As indicated

HM1.4

2024 Ellenzweig ©

ABBREVIATED ASBESTOS ABATEMENT NOTES

- AA-1 PIPE INSULATION
- AA-2 LAB BENCHTOPS
- AA-3 FIRE DOORS
- AA-4 FLOORING AND MASTIC
- AA-5 CAULK AT CHIMNEY CAP
- AA-6 WALL-MOUNTED BOARDS & MASTIC
- AA-7 ELEVATOR BRAKE SHOES
- AA-8 FLOOR TILE MASTIC
- AA-9 TRANSITE CEILING PANELS
- AA-10 WINDOW, DOOR, AND LOUVER FRAME CAULK
- AA-11 ROOF FLASHING VAPOR BARRIER
- AA-12 ROOF PATCHING TAR
- AA-13 ELEVATOR DOORS
- AA-14 EXTERIOR CONTROL JOINT CAULK
- AA-15 TAR ASSOCIATED WITH COLD ROOM WALLS AND CEILINGS
- AA-16 FLANGE GASKETS
- AA-17 TRANSITE FUME HOODS
- AA-18 TRANSITE PANELS IN FUME HOOD CABINETS

THE FOLLOWING KEYNOTES ARE APPLICABLE TO THE ENTIRE PROJECT AREA: ENV-1, ENV-2, ENV-3, ENV-4, ENV-5, ENV-6, ENV-8, ENV-9, L-1 AND L-2.

(NOTE THAT ENV-8 FUME HOODS ARE DETAILED BUT REMAINING DUCT EXHAUST SYSTEM IS NOT SHOWN)

THE FOLLOWING ENVIRONMENTAL KEYNOTE IS APPLICABLE TO SPECIFIC AREAS AS INDICATED: ENV-7.

ABBREVIATED LEAD REMOVAL NOTES

- L-1 LEAD PAINT ON STRUCTURAL STEEL FOR WELDING
- L-2 LEAD PAINT ON METAL COMPONENTS TO FACILITATE DEMOLITION
- L-3 LEAD PAINT ON METAL LINTELS SCHEDULED TO REMAIN
- L-4 ELEMENTAL LEAD ROOF VENT CAPS
- L-5 METAL LINTELS SCHEDULED FOR REMOVAL
- L-6 LEAD PAINT ON DOORS AND FRAMES SCHEDULED TO REMAIN

ABBREVIATED ENVIRONMENTAL REMOVAL NOTES

- ENV-1 SANITARY/ACID WASTE PIPING ASSOCIATED WITH LAB SINKS AND FUME HOODS
- ENV-2 ABANDONED ACID WASTE PIPING THROUGHOUT PROJECT LIMITS
- ENV-3 LIGHT BALLASTS
- ENV-4 MERCURY-CONTAINING GAGUES, THERMOMETERS, THERMOSTATS, ETC.
- ENV-5 LAMPS SCHEDULED FOR DEMOLITION
- ENV-6 OZONE DEPLETING SUBSTANCES
- ENV-7 ABANDONED ACID WASTE NEUTRALIZATION TANKS
- ENV-8 FUME HOOD EXHAUST SYSTEM COMPONENTS
- ENV-9 MERCURY CONTAMINATED LAB CASEWORK

REFER TO SHEET HM0.0 FOR DETAILED NOTES AND ADDITIONAL INFORMATION.

KEY

(2 LAYERS) = TWO LAYERS OF ACM FLOOR TILE AND MASTIC

(CARPET) = CARPET ON TOP OF ACM FLOOR TILE AND/OR MASTIC

(SHEET) = SHEET FLOORING ON TOP OF ACM FLOORING AND/OR MASTIC

(VINYL) = VINYL PLANK FLOORING ON TOP OF ACM FLOORING AND/OR MASTIC

FH = FUME HOOD WITH EXHAUST DUCTWORK

= NOT IN SCOPE

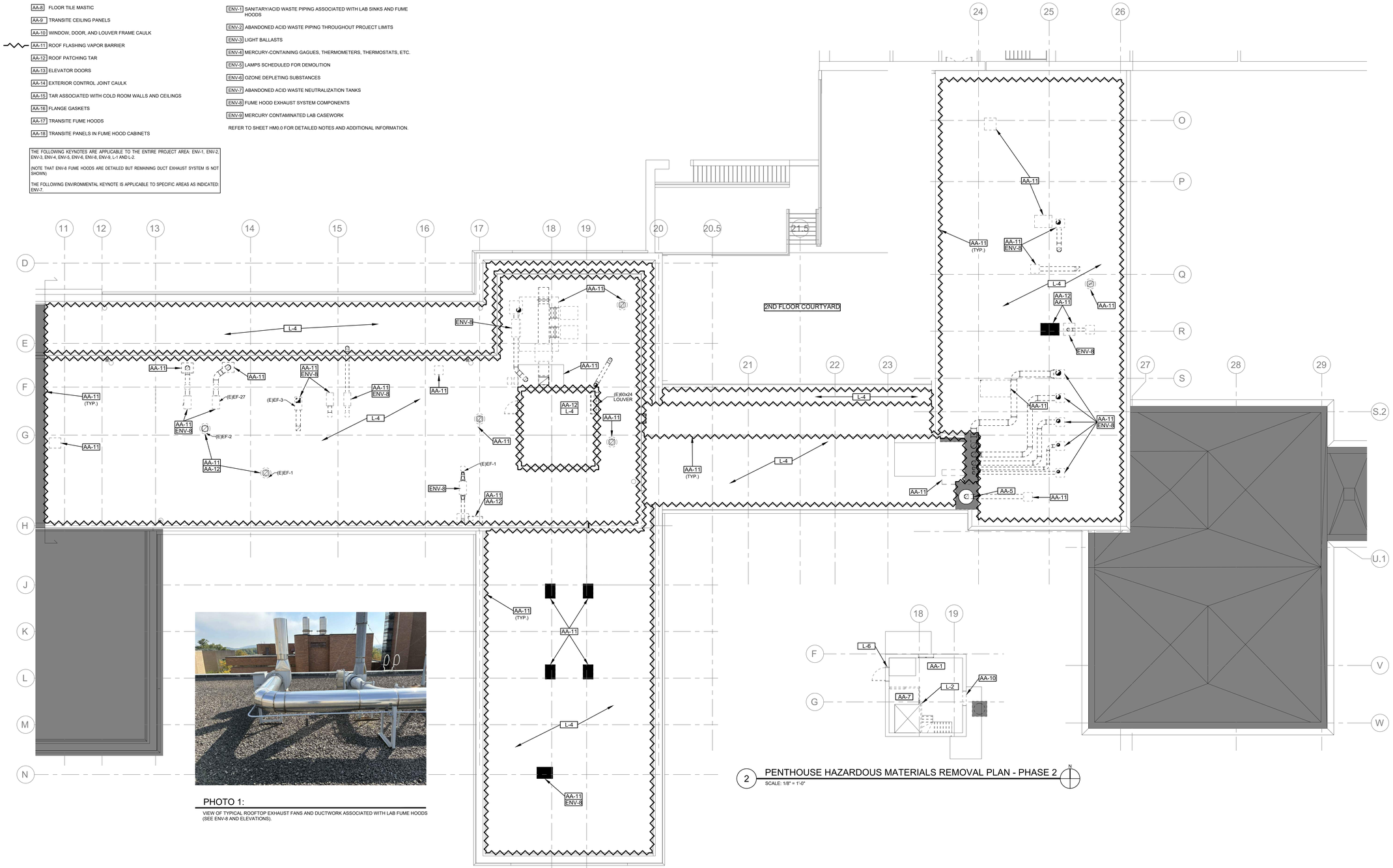

1 ROOF HAZARDOUS MATERIALS REMOVAL PLAN - PHASE 2

SCALE: 1/8" = 1'-0"

PHOTO 1:

VIEW OF TYPICAL ROOFTOP EXHAUST FANS AND DUCTWORK ASSOCIATED WITH LAB FUME HOODS (SEE ENV-8 AND ELEVATIONS).

2 PENTHOUSE HAZARDOUS MATERIALS REMOVAL PLAN - PHASE 2

SCALE: 1/8" = 1'-0"

RENOVATE PLANT SCIENCE BUILDING - PHASE 2

SUCF Project No. 161026-00

236 Tower Road
Ithaca, NY 14853

Cornell CALS College of Agriculture and Life Sciences

SUNY State University Construction Fund

Ellenzweig Architecture | Planning	230 Congress Street Boston, MA 02110 T 617 491-5575
Ryan Biggs Clark Davis Structural Engineers	257 Ushers Road Clifton Park, NY 12065 T 518 406-5506
M/E Engineering, P.C. Mechanical Engineers	300 Trolley Blvd. Rochester, NY 14606 T 585 288-5590
Jade Stone Engineering Electrical Engineers	444 Vanduzee St. Watertown, NY 13601 T 315 836 4062
Watson Engineering Plumbing	4500 State Route 434 Apalachin, NY 13732 T 607 223-4334
DM Engineers Fire Protection Engineers	1007 Yonkers Ave Yonkers, NY 10704 T 929 333-2339
Bell & Spina Building Envelope	215 Wyoming Street S Syracuse, NY 13204 T 315 488-0377
Environ. Design & Research Historic Preservation, Landscape, Civil Engineering	217 Montgomery St, Suite 1000 Syracuse, NY 13202 T 315 471-0688
Schuler Shook Lighting Design	240 W 40th Street, 2nd Floor New York, NY 10018 T 212 439-5650
D2D Green Design Sustainability PH2	10 Hallenbeck Hill East Greenbush, NY 12061 T 518 729-2967
Shen Milsom & Wilke Acoustics, IT, AV, Security	417 Fifth Avenue New York, NY 10016 T 212 725-6800
Watts Architects & Engineers Asbestos, Haz Mat	95 Perry Street, Suite 300 Buffalo, NY 14203 T 716 206-5122
Hastings Consulting Building Code	142 Hanlon Rd Holliston, MA 01746 T 508 397-8417
Ellana Cost Consulting	32 Broadway, Suite 801 New York, NY 10004 T 212971-0936

Notes:

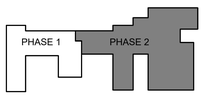

Keyplan

Job Number	31909.00
Drawing By	NAK
Checked By	BC
Filename	
Date	August 31, 2026

Revisions

ROOF AND PENTHOUSE HAZARDOUS MATERIALS REMOVAL PLAN - PHASE 2

STATE OF NEW YORK · KEVIN P. JAMES · 082957 · LICENSED PROFESSIONAL ENGINEER

BID DOCUMENTS
Scale: As indicated

HM1.5

2024 Ellenzweig ©

ABBREVIATED ASBESTOS ABATEMENT NOTES

- AA-1 PIPE INSULATION
- AA-2 LAB BENCHTOPS
- AA-3 FIRE DOORS
- AA-4 FLOORING AND MASTIC
- AA-5 CAULK AT CHIMNEY CAP
- AA-6 WALL-MOUNTED BOARDS & MASTIC
- AA-7 ELEVATOR BRAKE SHOES
- AA-8 FLOOR TILE MASTIC
- AA-9 TRANSITE CEILING PANELS
- AA-10 WINDOW, DOOR, AND LOUVER FRAME CAULK
- AA-11 ROOF FLASHING VAPOR BARRIER
- AA-12 ROOF PATCHING TAR
- AA-13 ELEVATOR DOORS
- AA-14 EXTERIOR CONTROL JOINT CAULK
- AA-15 TAR ASSOCIATED WITH COLD ROOM WALLS AND CEILINGS
- AA-16 FLANGE GASKETS
- AA-17 TRANSITE FUME HOODS
- AA-18 TRANSITE PANELS IN FUME HOOD CABINETS

ABBREVIATED LEAD REMOVAL NOTES

- L-1 LEAD PAINT ON STRUCTURAL STEEL FOR WELDING
- L-2 LEAD PAINT ON METAL COMPONENTS TO FACILITATE DEMOLITION
- L-3 LEAD PAINT ON METAL LINTELS SCHEDULED TO REMAIN
- L-4 ELEMENTAL LEAD ROOF VENT CAPS
- L-5 METAL LINTELS SCHEDULED FOR REMOVAL
- L-6 LEAD PAINT ON DOORS AND FRAMES SCHEDULED TO REMAIN

ABBREVIATED ENVIRONMENTAL REMOVAL NOTES

- ENV-1 SANITARY/ACID WASTE PIPING ASSOCIATED WITH LAB SINKS AND FUME HOODS
- ENV-2 ABANDONED ACID WASTE PIPING THROUGHOUT PROJECT LIMITS
- ENV-3 LIGHT BALLASTS
- ENV-4 MERCURY-CONTAINING GAGUES, THERMOMETERS, THERMOSTATS, ETC.
- ENV-5 LAMPS SCHEDULED FOR DEMOLITION
- ENV-6 OZONE DEPLETING SUBSTANCES
- ENV-7 ABANDONED ACID WASTE NEUTRALIZATION TANKS
- ENV-8 FUME HOOD EXHAUST SYSTEM COMPONENTS
- ENV-9 MERCURY CONTAMINATED LAB CASEWORK

REFER TO SHEET HM0.0 FOR DETAILED NOTES AND ADDITIONAL INFORMATION.

THE FOLLOWING KEYNOTES ARE APPLICABLE TO THE ENTIRE PROJECT AREA: ENV-1, ENV-2, ENV-3, ENV-4, ENV-5, ENV-6, ENV-8, ENV-9, L-1 AND L-2.

(NOTE THAT ENV-8 FUME HOODS ARE DETAILED BUT REMAINING DUCT EXHAUST SYSTEM IS NOT SHOWN)

THE FOLLOWING ENVIRONMENTAL KEYNOTE IS APPLICABLE TO SPECIFIC AREAS AS INDICATED: ENV-7.

KEY

(2 LAYERS) = TWO LAYERS OF ACM FLOOR TILE AND MASTIC

(CARPET) = CARPET ON TOP OF ACM FLOOR TILE AND/OR MASTIC

(SHEET) = SHEET FLOORING ON TOP OF ACM FLOORING AND/OR MASTIC

(VINYL) = VINYL PLANK FLOORING ON TOP OF ACM FLOORING AND/OR MASTIC

FH = FUME HOOD WITH EXHAUST DUCTWORK

= NOT IN SCOPE

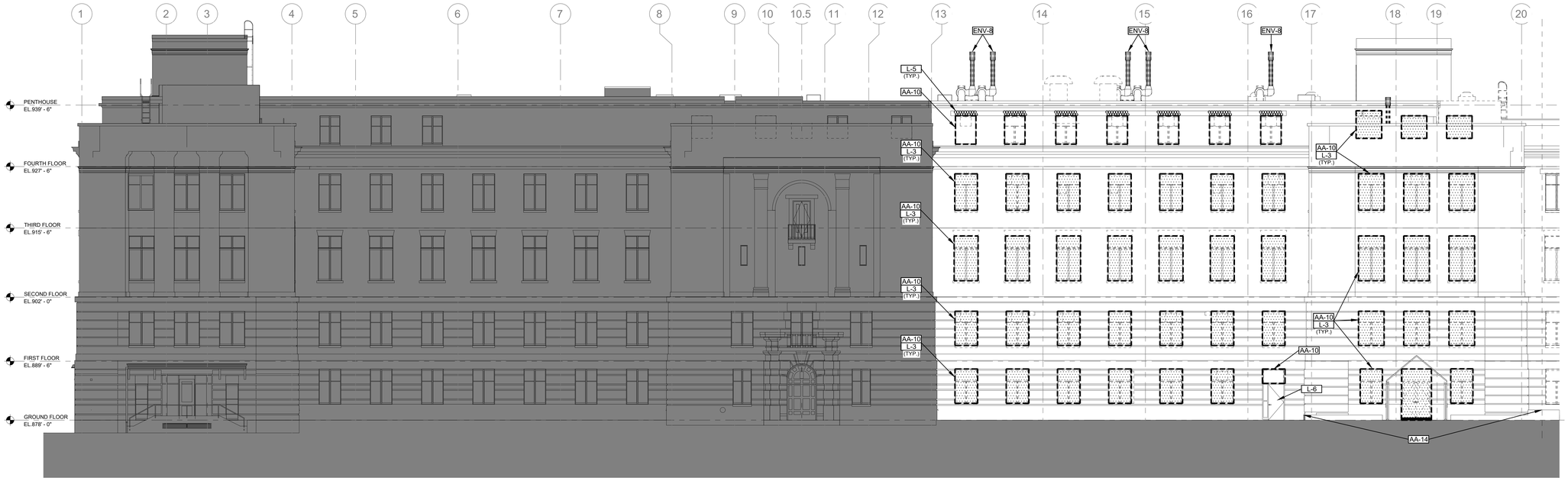

1 E WING SOUTH ELEVATION HAZARDOUS MATERIALS REMOVAL PLAN - PHASE 2

SCALE: 1/8" = 1'-0"

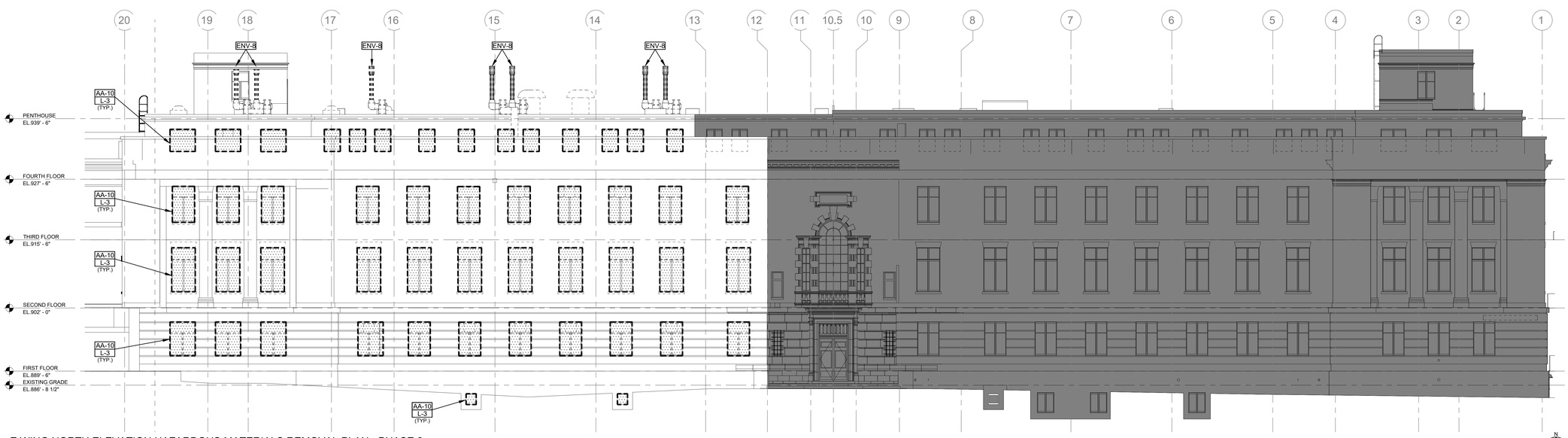

2 E WING NORTH ELEVATION HAZARDOUS MATERIALS REMOVAL PLAN - PHASE 2

SCALE: 1/8" = 1'-0"

RENOVATE PLANT SCIENCE BUILDING - PHASE 2

SUCF Project No. 161026-00

236 Tower Road
Ithaca, NY 14853

Cornell CALS College of Agriculture and Life Sciences

SUNY State University Construction Fund

Ellenzweig Architecture | Planning	230 Congress Street Boston, MA 02110 T 617 491-5575
Ryan Biggs Clark Davis Structural Engineers	257 Ushers Road Clifton Park, NY 12065 T 518 406-5506
M/E Engineering, P.C. Mechanical Engineers	300 Trolley Blvd. Rochester, NY 14606 T 585 288-5590
Jade Stone Engineering Electrical Engineers	444 Vanduzee St. Watertown, NY 13601 T 315 836 4062
Watson Engineering Plumbing	4500 State Route 434 Apalachin, NY 13732 T 607 223-4334
DM Engineers Fire Protection Engineers	1007 Yonkers Ave Yonkers, NY 10704 T 929 333-2339
Bell & Spina Building Envelope	215 Wyoming Street S Syracuse, NY 13204 T 315 488-0377
Environ. Design & Research Historic Preservation, Landscape, Civil Engineering	217 Montgomery St, Suite 1000 Syracuse, NY 13202 T 315 471-0688
Schuler Shook Lighting Design	240 W 40th Street, 2nd Floor New York, NY 10018 T 212 439-5650
D2D Green Design Sustainability PH2	10 Hallenbeck Hill East Greenbush, NY 12061 T 518 729-2967
Shen Milsom & Wilke Acoustics, IT, AV, Security	417 Fifth Avenue New York, NY 10016 T 212 725-6800
Watts Architects & Engineers Asbestos, Haz Mat	95 Perry Street, Suite 300 Buffalo, NY 14203 T 716 206-5122
Hastings Consulting Building Code	142 Hanlon Rd Holliston, MA 01746 T 508 397-8417
Ellana Cost Consulting	32 Broadway, Suite 801 New York, NY 10004 T 212971-0936

Notes:

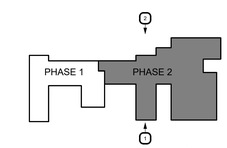

Keyplan

Job Number	31909.00
Drawing By	NAK
Checked By	BC
Filename	
Date	August 31, 2026

Revisions

E WING NORTH AND SOUTH ELEVATION HAZARDOUS MATERIALS REMOVAL PLAN - PHASE 2

STATE OF NEW YORK · KEVIN P. JAMES · 082957 · LICENSED PROFESSIONAL ENGINEER

BID DOCUMENTS
Scale: As indicated

HM3.1

2024 Ellenzweig ©

ABBREVIATED ASBESTOS ABATEMENT NOTES

- AA-1 PIPE INSULATION
- AA-2 LAB BENCHTOPS
- AA-3 FIRE DOORS
- AA-4 FLOORING AND MASTIC
- AA-5 CAULK AT CHIMNEY CAP
- AA-6 WALL-MOUNTED BOARDS & MASTIC
- AA-7 ELEVATOR BRAKE SHOES
- AA-8 FLOOR TILE MASTIC
- AA-9 TRANSITE CEILING PANELS
- AA-10 WINDOW, DOOR, AND LOUVER FRAME CAULK
- AA-11 ROOF FLASHING VAPOR BARRIER
- AA-12 ROOF PATCHING TAR
- AA-13 ELEVATOR DOORS
- AA-14 EXTERIOR CONTROL JOINT CAULK
- AA-15 TAR ASSOCIATED WITH COLD ROOM WALLS AND CEILINGS
- AA-16 FLANGE GASKETS
- AA-17 TRANSITE FUME HOODS
- AA-18 TRANSITE PANELS IN FUME HOOD CABINET

THE FOLLOWING KEYNOTES ARE APPLICABLE TO THE ENTIRE PROJECT AREA: ENV-1, ENV-2, ENV-3, ENV-4, ENV-5, ENV-6, ENV-8, ENV-9, L-1 AND L-2.

(NOTE THAT ENV-8 FUME HOODS ARE DETAILED BUT REMAINING DUCT EXHAUST SYSTEM IS NOT SHOWN)

THE FOLLOWING ENVIRONMENTAL KEYNOTE IS APPLICABLE TO SPECIFIC AREAS AS INDICATED: ENV-7.

ABBREVIATED LEAD REMOVAL NOTES

- L-1 LEAD PAINT ON STRUCTURAL STEEL FOR WELDING
- L-2 LEAD PAINT ON METAL COMPONENTS TO FACILITATE DEMOLITION
- L-3 LEAD PAINT ON METAL LINTELS SCHEDULED TO REMAIN
- L-4 ELEMENTAL LEAD ROOF VENT CAPS
- L-5 METAL LINTELS SCHEDULED FOR REMOVAL
- L-6 LEAD PAINT ON DOORS AND FRAMES SCHEDULED TO REMAIN

ABBREVIATED ENVIRONMENTAL REMOVAL NOTES

- ENV-1 SANITARY/ACID WASTE PIPING ASSOCIATED WITH LAB SINKS AND FUME HOODS
- ENV-2 ABANDONED ACID WASTE PIPING THROUGHOUT PROJECT LIMITS
- ENV-3 LIGHT BALLASTS
- ENV-4 MERCURY-CONTAINING GAGUES, THERMOMETERS, THERMOSTATS, ETC.
- ENV-5 LAMPS SCHEDULED FOR DEMOLITION
- ENV-6 OZONE DEPLETING SUBSTANCES
- ENV-7 ABANDONED ACID WASTE NEUTRALIZATION TANKS
- ENV-8 FUME HOOD EXHAUST SYSTEM COMPONENTS
- ENV-9 MERCURY CONTAMINATED LAB CASEWORK

REFER TO SHEET HM0.0 FOR DETAILED NOTES AND ADDITIONAL INFORMATION.

KEY

(2 LAYERS) = TWO LAYERS OF ACM FLOOR TILE AND MASTIC

(CARPET) = CARPET ON TOP OF ACM FLOOR TILE AND/OR MASTIC

(SHEET) = SHEET FLOORING ON TOP OF ACM FLOORING AND/OR MASTIC

(VINYL) = VINYL PLANK FLOORING ON TOP OF ACM FLOORING AND/OR MASTIC

FH = FUME HOOD WITH EXHAUST DUCTWORK

= NOT IN SCOPE

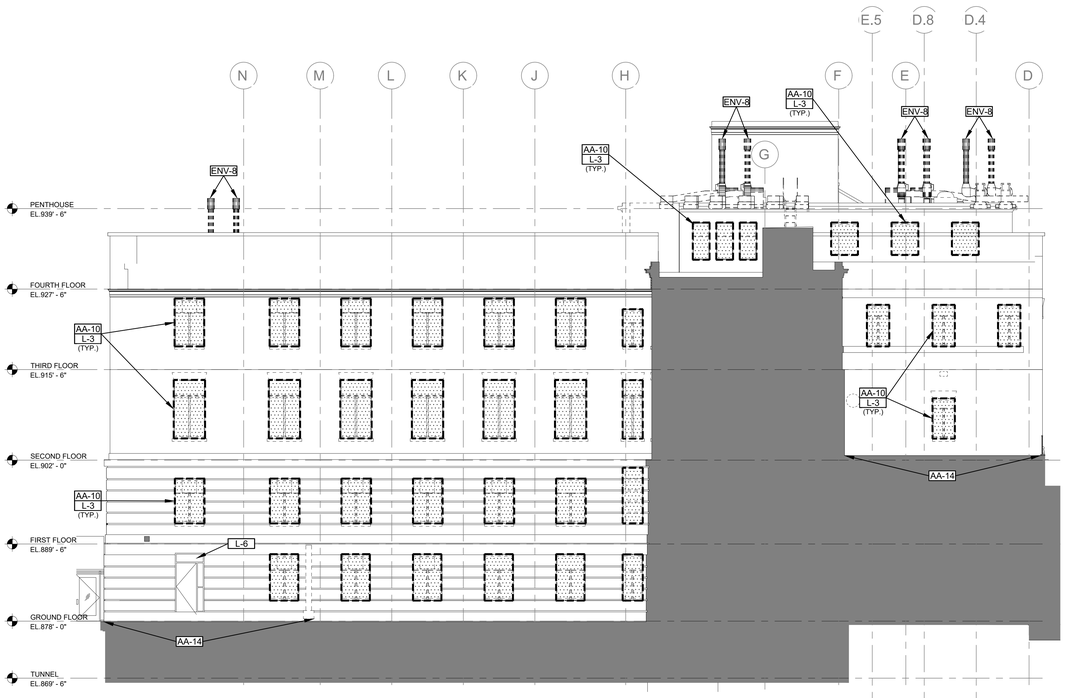

1 E WING EAST ELEVATION HAZARDOUS MATERIALS REMOVAL PLAN - PHASE 2

SCALE: 1/8" = 1'-0"

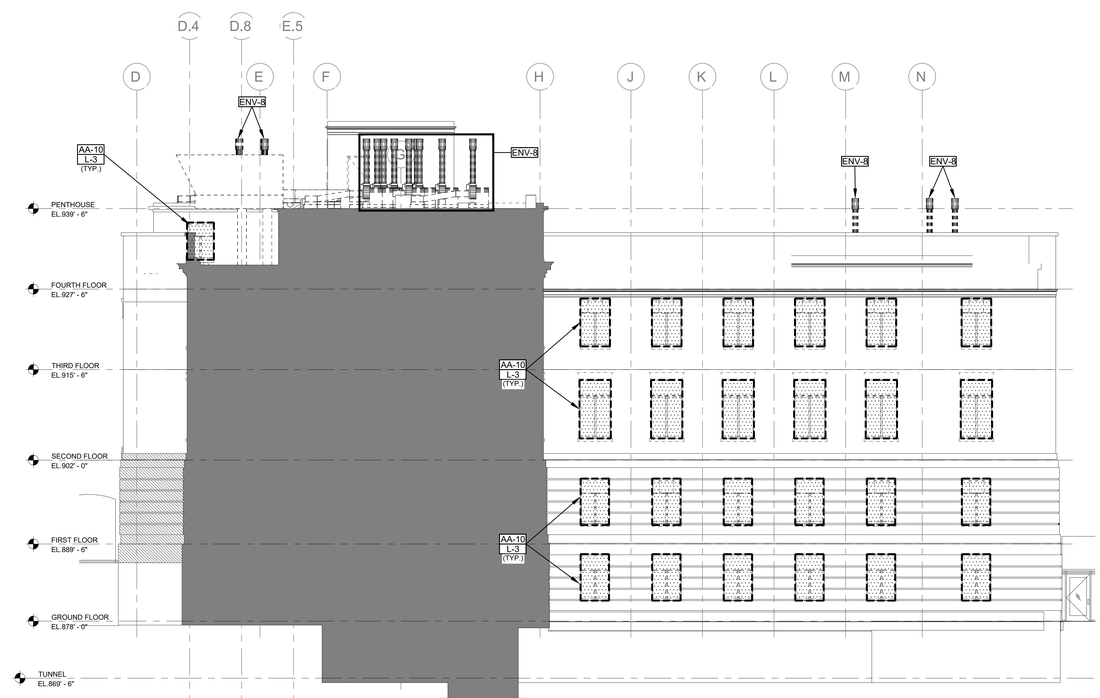

2 E WING WEST ELEVATION HAZARDOUS MATERIALS REMOVAL PLAN - PHASE 2

SCALE: 1/8" = 1'-0"

RENOVATE PLANT SCIENCE BUILDING - PHASE 2

SUCF Project No. 161026-00

236 Tower Road
Ithaca, NY 14853

Cornell CALS College of Agriculture and Life Sciences

SUNY State University Construction Fund

Ellenzweig Architecture | Planning	230 Congress Street Boston, MA 02110 T 617 491-5575
Ryan Biggs Clark Davis Structural Engineers	257 Ushers Road Clifton Park, NY 12065 T 518 406-5506
M/E Engineering, P.C. Mechanical Engineers	300 Trolley Blvd. Rochester, NY 14606 T 585 288-5590
Jade Stone Engineering Electrical Engineers	444 Vanduzee St. Watertown, NY 13601 T 315 836 4062
Watson Engineering Plumbing	4500 State Route 434 Apalachin, NY 13732 T 607 223-4334
DM Engineers Fire Protection Engineers	1007 Yonkers Ave Yonkers, NY 10704 T 929 333-2339
Bell & Spina Building Envelope	215 Wyoming Street S Syracuse, NY 13204 T 315 488-0377
Environ. Design & Research Historic Preservation, Landscape, Civil Engineering	217 Montgomery St, Suite 1000 Syracuse, NY 13202 T 315 471-0688
Schuler Shook Lighting Design	240 W 40th Street, 2nd Floor New York, NY 10018 T 212 439-5650
D2D Green Design Sustainability PH2	10 Hallenbeck Hill East Greenbush, NY 12061 T 518 729-2967
Shen Milsom & Wilke Acoustics, IT, AV, Security	417 Fifth Avenue New York, NY 10016 T 212 725-6800
Watts Architects & Engineers Asbestos, Haz Mat	95 Perry Street, Suite 300 Buffalo, NY 14203 T 716 206-5122
Hastings Consulting Building Code	142 Hanlon Rd Holliston, MA 01746 T 508 397-8417
Ellana Cost Consulting	32 Broadway, Suite 801 New York, NY 10004 T 212971-0936

Notes:

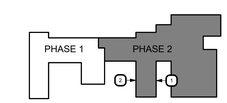

Keyplan

Job Number	31909.00
Drawing By	NAK
Checked By	BC
Filename	
Date	August 31, 2026

Revisions

E WING EAST AND WEST ELEVATION HAZARDOUS MATERIALS REMOVAL PLAN - PHASE 2

STATE OF NEW YORK · KEVIN P. JAMES · 082957 · LICENSED PROFESSIONAL ENGINEER

BID DOCUMENTS
Scale: As indicated

HM3.2

2024 Ellenzweig ©

ABBREVIATED ASBESTOS ABATEMENT NOTES

- AA-1 PIPE INSULATION
- AA-2 LAB BENCHTOPS
- AA-3 FIRE DOORS
- AA-4 FLOORING AND MASTIC
- AA-5 CAULK AT CHIMNEY CAP
- AA-6 WALL-MOUNTED BOARDS & MASTIC
- AA-7 ELEVATOR BRAKE SHOES
- AA-8 FLOOR TILE MASTIC
- AA-9 TRANSITE CEILING PANELS
- AA-10 WINDOW, DOOR, AND LOUVER FRAME CAULK
- AA-11 ROOF FLASHING VAPOR BARRIER
- AA-12 ROOF PATCHING TAR
- AA-13 ELEVATOR DOORS
- AA-14 EXTERIOR CONTROL JOINT CAULK
- AA-15 TAR ASSOCIATED WITH COLD ROOM WALLS AND CEILINGS
- AA-16 FLANGE GASKETS
- AA-17 TRANSITE FUME HOODS
- AA-18 TRANSITE PANELS IN FUME HOOD CABINETS

ABBREVIATED LEAD REMOVAL NOTES

- L-1 LEAD PAINT ON STRUCTURAL STEEL FOR WELDING
- L-2 LEAD PAINT ON METAL COMPONENTS TO FACILITATE DEMOLITION
- L-3 LEAD PAINT ON METAL LINTELS SCHEDULED TO REMAIN
- L-4 ELEMENTAL LEAD ROOF VENT CAPS
- L-5 METAL LINTELS SCHEDULED FOR REMOVAL
- L-6 LEAD PAINT ON DOORS AND FRAMES SCHEDULED TO REMAIN

ABBREVIATED ENVIRONMENTAL REMOVAL NOTES

- ENV-1 SANITARY/ACID WASTE PIPING ASSOCIATED WITH LAB SINKS AND FUME HOODS
- ENV-2 ABANDONED ACID WASTE PIPING THROUGHOUT PROJECT LIMITS
- ENV-3 LIGHT BALLASTS
- ENV-4 MERCURY-CONTAINING GAGUES, THERMOMETERS, THERMOSTATS, ETC.
- ENV-5 LAMPS SCHEDULED FOR DEMOLITION
- ENV-6 OZONE DEPLETING SUBSTANCES
- ENV-7 ABANDONED ACID WASTE NEUTRALIZATION TANKS
- ENV-8 FUME HOOD EXHAUST SYSTEM COMPONENTS
- ENV-9 MERCURY CONTAMINATED LAB CASEWORK

REFER TO SHEET HM0.0 FOR DETAILED NOTES AND ADDITIONAL INFORMATION.

THE FOLLOWING KEYNOTES ARE APPLICABLE TO THE ENTIRE PROJECT AREA: ENV-1, ENV-2, ENV-3, ENV-4, ENV-5, ENV-6, ENV-8, ENV-9, L-1 AND L-2.

(NOTE THAT ENV-8 FUME HOODS ARE DETAILED BUT REMAINING DUCT EXHAUST SYSTEM IS NOT SHOWN)

THE FOLLOWING ENVIRONMENTAL KEYNOTE IS APPLICABLE TO SPECIFIC AREAS AS INDICATED: ENV-7.

KEY

(2 LAYERS) = TWO LAYERS OF ACM FLOOR TILE AND MASTIC

(CARPET) = CARPET ON TOP OF ACM FLOOR TILE AND/OR MASTIC

(SHEET) = SHEET FLOORING ON TOP OF ACM FLOORING AND/OR MASTIC

(VINYL) = VINYL PLANK FLOORING ON TOP OF ACM FLOORING AND/OR MASTIC

FH = FUME HOOD WITH EXHAUST DUCTWORK

= NOT IN SCOPE

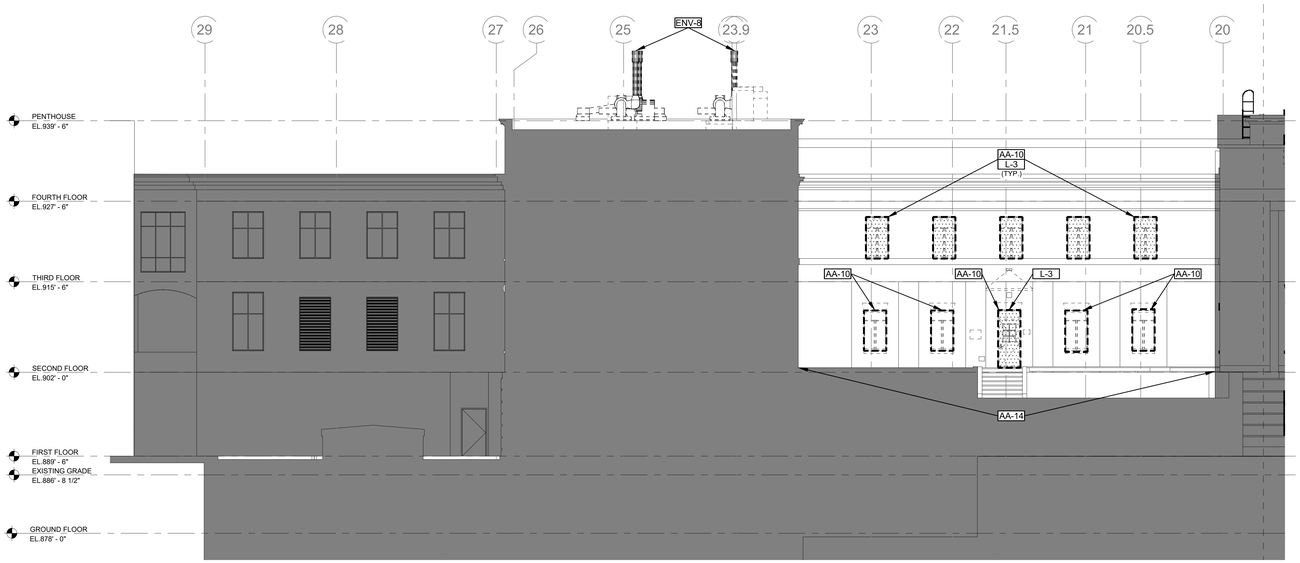

1 NORTH WING NORTH ELEVATION HAZARDOUS MATERIALS REMOVAL PLAN - PHASE 2

SCALE: 1/8" = 1'-0"

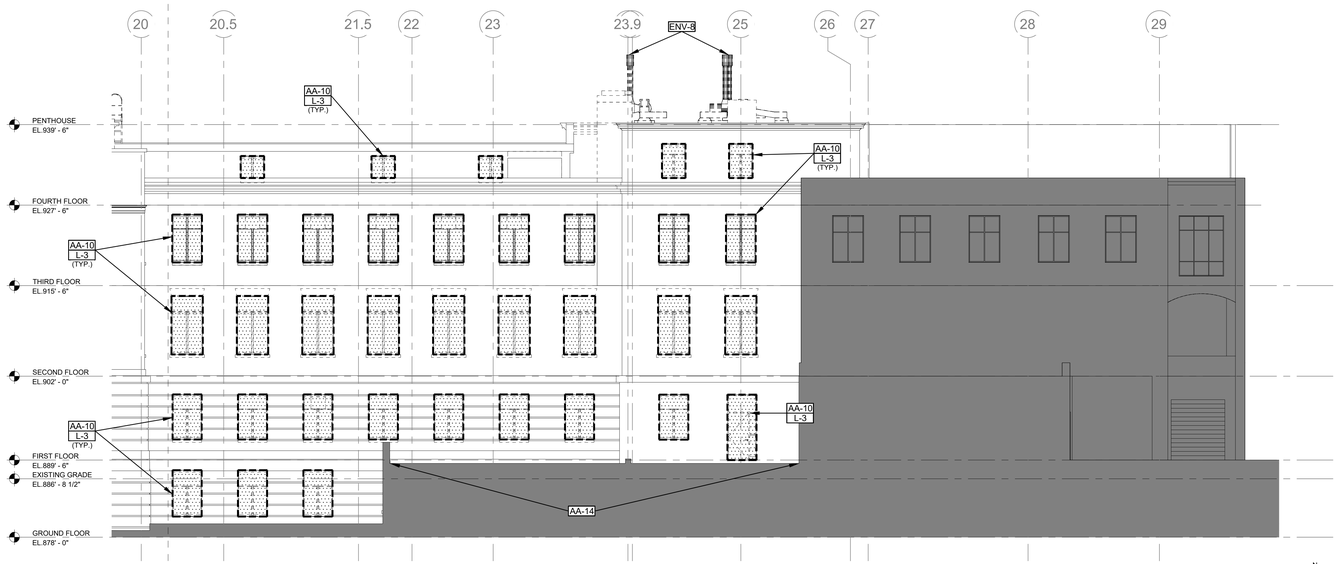

2 NORTH WING SOUTH ELEVATION HAZARDOUS MATERIALS REMOVAL PLAN - PHASE 2

SCALE: 1/8" = 1'-0"

R:\2026\2026-01\PLAN\PLANS & ELEV\26\NORTH\26_HM3.DWG | 8/12/26 | NICOLY.ARCEVEDO

RENOVATE PLANT SCIENCE BUILDING - PHASE 2

SUCF Project No. 161026-00

236 Tower Road
Ithaca, NY 14853

Cornell CALS College of Agriculture and Life Sciences

SUNY State University Construction Fund

Ellenzweig Architecture | Planning	230 Congress Street Boston, MA 02110 T 617 491-5575
Ryan Biggs Clark Davis Structural Engineers	257 Ushers Road Clifton Park, NY 12065 T 518 406-5506
M/E Engineering, P.C. Mechanical Engineers	300 Trolley Blvd. Rochester, NY 14606 T 585 288-5590
Jade Stone Engineering Electrical Engineers	444 Vanduzee St. Watertown, NY 13601 T 315 836 4062
Watson Engineering Plumbing	4500 State Route 434 Apalachin, NY 13732 T 607 223-4334
DM Engineers Fire Protection Engineers	1007 Yonkers Ave Yonkers, NY 10704 T 929 333-2339
Bell & Spina Building Envelope	215 Wyoming Street S Syracuse, NY 13204 T 315 488-0377
Environ. Design & Research Historic Preservation, Landscape, Civil Engineering	217 Montgomery St, Suite 1000 Syracuse, NY 13202 T 315 471-0688
Schuler Shook Lighting Design	240 W 40th Street, 2nd Floor New York, NY 10018 T 212 439-5650
D2D Green Design Sustainability PH2	10 Hallenbeck Hill East Greenbush, NY 12061 T 518 729-2967
Shen Milsom & Wilke Acoustics, IT, AV, Security	417 Fifth Avenue New York, NY 10016 T 212 725-6800
Watts Architects & Engineers Asbestos, Haz Mat	95 Perry Street, Suite 300 Buffalo, NY 14203 T 716 206-5122
Hastings Consulting Building Code	142 Hanlon Rd Holliston, MA 01746 T 508 397-8417
Ellana Cost Consulting	32 Broadway, Suite 801 New York, NY 10004 T 212971-0936

Notes:

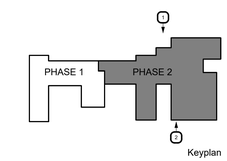

Keyplan

Job Number	31909.00
Drawing By	NAK
Checked By	BC
Filename	
Date	August 31, 2026

Revisions

NORTH WING NORTH AND SOUTH ELEVATION HAZARDOUS MATERIALS REMOVAL PLAN - PHASE 2

STATE OF NEW YORK · MEYER P. APPEL · 062957 · LICENSED PROFESSIONAL ENGINEER

BID DOCUMENTS
Scale: As indicated

HM3.3

2024 Ellenzweig ©

ABBREVIATED ASBESTOS ABATEMENT NOTES

- AA-1 PIPE INSULATION
- AA-2 LAB BENCHTOPS
- AA-3 FIRE DOORS
- AA-4 FLOORING AND MASTIC
- AA-5 CAULK AT CHIMNEY CAP
- AA-6 WALL-MOUNTED BOARDS & MASTIC
- AA-7 ELEVATOR BRAKE SHOES
- AA-8 FLOOR TILE MASTIC
- AA-9 TRANSITE CEILING PANELS
- AA-10 WINDOW, DOOR, AND LOUVER FRAME CAULK
- AA-11 ROOF FLASHING VAPOR BARRIER
- AA-12 ROOF PATCHING TAR
- AA-13 ELEVATOR DOORS
- AA-14 EXTERIOR CONTROL JOINT CAULK
- AA-15 TAR ASSOCIATED WITH COLD ROOM WALLS AND CEILINGS
- AA-16 FLANGE GASKETS
- AA-17 TRANSITE FUME HOODS
- AA-18 TRANSITE PANELS IN FUME HOOD CABINETS

ABBREVIATED LEAD REMOVAL NOTES

- L-1 LEAD PAINT ON STRUCTURAL STEEL FOR WELDING
- L-2 LEAD PAINT ON METAL COMPONENTS TO FACILITATE DEMOLITION
- L-3 LEAD PAINT ON METAL LINTELS SCHEDULED TO REMAIN
- L-4 ELEMENTAL LEAD ROOF VENT CAPS
- L-5 METAL LINTELS SCHEDULED FOR REMOVAL
- L-6 LEAD PAINT ON DOORS AND FRAMES SCHEDULED TO REMAIN

ABBREVIATED ENVIRONMENTAL REMOVAL NOTES

- ENV-1 SANITARY/ACID WASTE PIPING ASSOCIATED WITH LAB SINKS AND FUME HOODS
- ENV-2 ABANDONED ACID WASTE PIPING THROUGHOUT PROJECT LIMITS
- ENV-3 LIGHT BALLASTS
- ENV-4 MERCURY-CONTAINING GAGUES, THERMOMETERS, THERMOSTATS, ETC.
- ENV-5 LAMPS SCHEDULED FOR DEMOLITION
- ENV-6 OZONE DEPLETING SUBSTANCES
- ENV-7 ABANDONED ACID WASTE NEUTRALIZATION TANKS
- ENV-8 FUME HOOD EXHAUST SYSTEM COMPONENTS
- ENV-9 MERCURY CONTAMINATED LAB CASEWORK

REFER TO SHEET HM0.0 FOR DETAILED NOTES AND ADDITIONAL INFORMATION.

THE FOLLOWING KEYNOTES ARE APPLICABLE TO THE ENTIRE PROJECT AREA: ENV-1, ENV-2, ENV-3, ENV-4, ENV-5, ENV-6, ENV-8, ENV-9, L-1 AND L-2.

(NOTE THAT ENV-8 FUME HOODS ARE DETAILED BUT REMAINING DUCT EXHAUST SYSTEM IS NOT SHOWN)

THE FOLLOWING ENVIRONMENTAL KEYNOTE IS APPLICABLE TO SPECIFIC AREAS AS INDICATED: ENV-7.

KEY

(2 LAYERS) = TWO LAYERS OF ACM FLOOR TILE AND MASTIC

(CARPET) = CARPET ON TOP OF ACM FLOOR TILE AND/OR MASTIC

(SHEET) = SHEET FLOORING ON TOP OF ACM FLOORING AND/OR MASTIC

(VINYL) = VINYL PLANK FLOORING ON TOP OF ACM FLOORING AND/OR MASTIC

FH = FUME HOOD WITH EXHAUST DUCTWORK

= NOT IN SCOPE

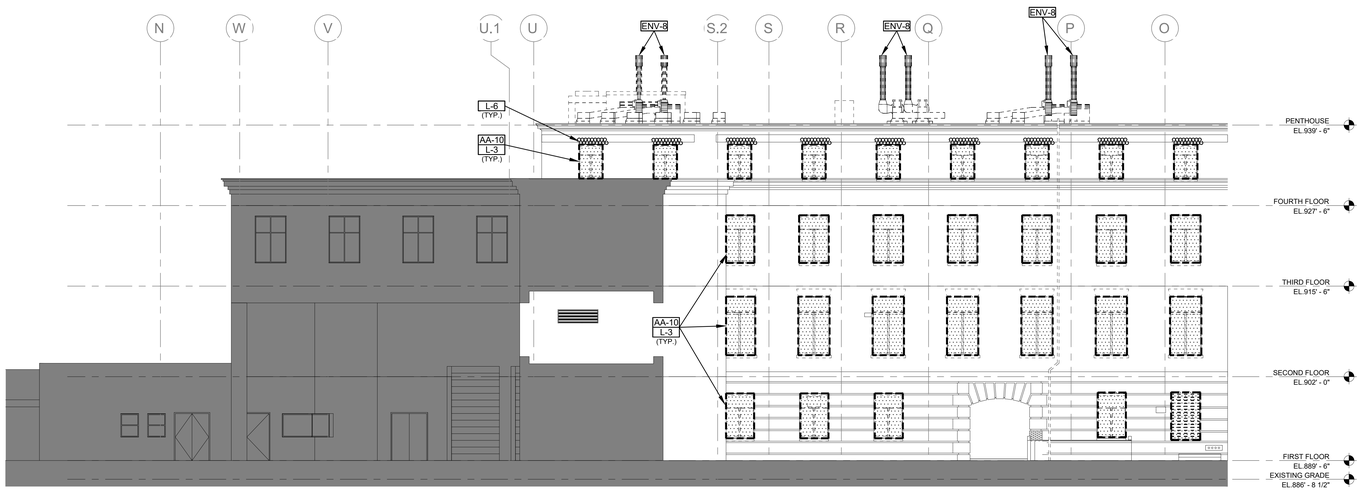

1 NORTH WING EAST ELEVATION HAZARDOUS MATERIALS REMOVAL PLAN - PHASE 2

SCALE: 1/8" = 1'-0"

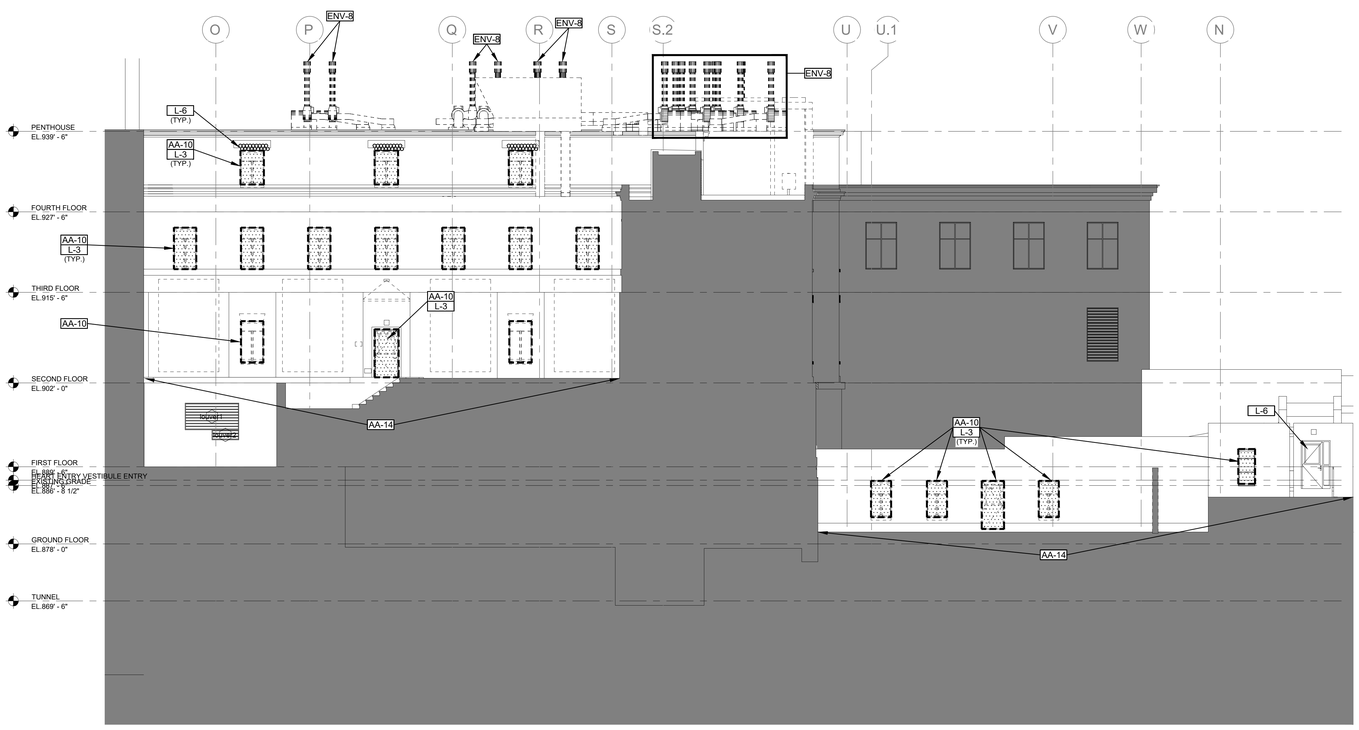

2 NORTH WING WEST ELEVATION HAZARDOUS MATERIALS REMOVAL PLAN - PHASE 2

SCALE: 1/8" = 1'-0"

RENOVATE PLANT SCIENCE BUILDING - PHASE 2

SUCF Project No. 161026-00

236 Tower Road
Ithaca, NY 14853

Cornell CALS College of Agriculture and Life Sciences

SUNY State University Construction Fund

Ellenzweig Architecture | Planning	230 Congress Street Boston, MA 02110 T 617 491-5575
Ryan Biggs Clark Davis Structural Engineers	257 Ushers Road Clifton Park, NY 12065 T 518 406-5506
M/E Engineering, P.C. Mechanical Engineers	300 Trolley Blvd. Rochester, NY 14606 T 585 288-5590
Jade Stone Engineering Electrical Engineers	444 Vanduzee St. Watertown, NY 13601 T 315 836 4062
Watson Engineering Plumbing	4500 State Route 434 Apalachin, NY 13732 T 607 223-4334
DM Engineers Fire Protection Engineers	1007 Yonkers Ave Yonkers, NY 10704 T 929 333-2339
Bell & Spina Building Envelope	215 Wyoming Street S Syracuse, NY 13204 T 315 488-0377
Environ. Design & Research Historic Preservation, Landscape, Civil Engineering	217 Montgomery St, Suite 1000 Syracuse, NY 13202 T 315 471-0688
Schuler Shook Lighting Design	240 W 40th Street, 2nd Floor New York, NY 10018 T 212 439-5650
D2D Green Design Sustainability PH2	10 Hallenbeck Hill East Greenbush, NY 12061 T 518 729-2967
Shen Milsom & Wilke Acoustics, IT, AV, Security	417 Fifth Avenue New York, NY 10016 T 212 725-6800
Watts Architects & Engineers Asbestos, Haz Mat	95 Perry Street, Suite 300 Buffalo, NY 14203 T 716 206-5122
Hastings Consulting Building Code	142 Hanlon Rd Holliston, MA 01746 T 508 397-8417
Ellana Cost Consulting	32 Broadway, Suite 801 New York, NY 10004 T 212971-0936

Notes:

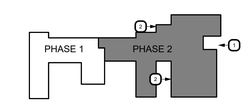

Keyplan

Job Number	31909.00
Drawing By	NAK
Checked By	BC
Filename	
Date	August 31, 2026

Revisions

NORTH WING EAST AND WEST ELEVATION HAZARDOUS MATERIALS REMOVAL PLAN - PHASE 2

STATE OF NEW YORK · KEVIN P. JAMES · 082957 · LICENSED PROFESSIONAL ENGINEER

BID DOCUMENTS
Scale: As indicated

HM3.4

2024 Ellenzweig ©

DESIGN DATA NOTES

1. GENERAL:
   DESIGN PROVISIONS ..... 2025 BUILDING CODE OF NEW YORK STATE (BCNYS)
   RISK CATEGORY II
   TERRAIN/EXPOSURE CATEGORY C
   BASIC SEISMIC/MAIN WIND FORCE RESISTING SYSTEM:
   MAIN BUILDING ..... ORDINARY PLAIN MASONRY SHEAR WALLS
   SOUTH EAST WING ..... INTERMEDIATE MASONRY SHEAR WALLS

2. CODE COMPLIANCE FOR EXISTING STRUCTURES:
   DESIGN PROVISIONS ..... 2025 EXISTING BUILDING CODE OF NEW YORK STATE (EBCNYS)
   COMPLIANCE METHOD (EBCNYS) ..... WORK AREA
   CLASSIFICATION OF WORK (EBCNYS) ..... ALTERATION LEVEL 3 WITHOUT SUBSTANTIAL STRUCTURAL ALTERATION, WITH VOLUNTARY LATERAL UPGRADE OF SOUTH EAST WING

   THE FOLLOWING GRAVITY LOAD CARRYING ELEMENTS HAVE BEEN EVALUATED BASED ON THE LIVE LOAD AND DEAD LOAD REQUIREMENTS DESCRIBED BELOW:
   EXISTING SLABS, BEAM, COLUMNS, AND FOOTINGS SUPPORTING NEW MECHANICAL UNITS AND AROUND FLOOR OPENINGS, FLOOR INFILLS, STAIR SHAFTS, MECHANICAL SHAFTS, AND ELEVATOR SHAFTS. EXISTING FRAMING WHERE DESIGN GRAVITY LOADS WERE INCREASED BY MORE THAN 5%, SEE S0.3.

   EXISTING STRUCTURAL ELEMENTS RESISTING LATERAL LOADS HAVE BEEN EVALUATED FOR THE SOUTHEAST WING ONLY BASED ON THE WIND LOADS AND REDUCED BCNYS-LEVEL SEISMIC LOADS DESCRIBED BELOW.

3. LIVE LOADS:
   NEW FLOORS AND ROOF FRAMING HAVE BEEN DESIGNED TO SUPPORT THE UNIFORMLY DISTRIBUTED LIVE LOADS FOR NEW CONSTRUCTION OR THE CONCENTRATED LIVE LOADS NOTED BELOW, WHICHEVER PRODUCED THE GREATER LOAD EFFECTS.

   WHERE THE ALTERATIONS INCREASE DESIGN LOADS ON EXISTING FLOOR AND ROOF FRAMING BY MORE THAN 5%, THE EXISTING LIVE LOADS NOTED BELOW APPLY.

   CONCENTRATED LIVE LOADS: (UNIFORMLY DISTRIBUTED OVER AN AREA 2.5 FEET SQUARE AND LOCATED SO AS TO PRODUCE THE MAXIMUM LOAD EFFECTS IN THE STRUCTURAL MEMBERS.)

   UNIFORMLY DISTRIBUTED LIVE LOADS:
   FOR NEW CONSTRUCTION

   ROOF:
   LIVE LOAD ..... 20 psf
   SERVICE GROUND SNOW LOAD (Pg-ASD) ..... 58 psf
   ULTIMATE GROUND SNOW LOAD (Pg) ..... 82 psf
   SERVICE FLAT-ROOF SNOW LOAD (Pf-ASD) ..... 46 psf
   ULTIMATE FLAT SNOW LOAD (Pf) ..... 65 psf
   SNOW EXPOSURE FACTOR (Ce) 1.0
   THERMAL FACTOR (Ct) 1.13
   DESIGN R-VALUE R-35

   FLOORS: SEE S0.3

   UNIFORMLY DISTRIBUTED LIVE LOADS FOR EXISTING CONSTRUCTION:

   EXISTING LIVE LOADS PER ORIGINAL DRAWINGS
   CLASSROOMS ..... 70 psf
   ASSEMBLY ..... 75 psf
   CORRIDORS ..... 75 psf
   STORAGE ..... 120 psf
   STAIRS ..... 100 psf
   ROOFS ..... 40 psf

4. DEAD LOADS:
   FLOOR SLAB INFILLS ..... 75 psf
   PENTHOUSE ENTRY ADDITION ROOF ..... 20 psf

   (CONCENTRATED LOADS SHALL BE LIMITED TO THOSE WHICH INDUCE MOMENTS AND SHEARS IN MEMBERS NOT GREATER THAN THOSE INDUCED BY THE NOTED UNIFORMLY DISTRIBUTED LOADS.)

   DO NOT SUSPEND CONCENTRATED LOADS IN EXCESS OF 50 POUNDS EACH FROM SLABS.

   DO NOT SUSPEND CONCENTRATED LOADS FROM ROOF DECK.

   DO NOT SUSPEND CONCENTRATED LOADS FROM BEAM ENCASEMENT.

   DO NOT REUSE EXISTING ANCHORAGE FOR NEW MEP LOADS.

   INFORM EOR IF MEP DEAD LOAD EXCEEDS 10 PSF AVERAGE LOAD.

   SEE PLAN FOR LOCATIONS AND WEIGHTS OF LARGE EQUIPMENT. WEIGHT OF THIS EQUIPMENT IS IN ADDITION TO THE UNIFORM LOADS INDICATED ABOVE. SEE ALSO STRUCTURAL STEEL NOTES.

5. SEISMIC LOADS: FOR EAST WING ONLY

   SITE CLASS: ..... Default
   SHORT-PERIOD DESIGN ACCELERATION (Sds): 0.12
   ONE-SECOND DESIGN ACCELERATION (Sd1): 0.059
   SHORT PERIOD MAPPED SPECTRAL RESPONSE (Ss): 0.14
   ONE-SECOND MAPPED SPECTRAL RESPONSE (S1): 0.041
   SEISMIC DESIGN CATEGORY: ..... A
   IMPORTANCE FACTOR (Ie): 1.25
   SYSTEM COEFFICIENT R (NORTH-SOUTH): 1.5
   SYSTEM COEFFICIENT R (EAST-WEST): 1.5
   ANALYSIS PROCEDURE: ..... ELF
   SEISMIC RESPONSE COEFFICIENT (Cs): 0.01
   REDUCED SEISMIC DESIGN BASE SHEAR (V): ..... 28 k

6. WIND LOADS: FOR EAST WING ONLY

   THE DIRECTIONAL PROCEDURE PART 1 (ASCE 7-16, SECTION 27.2)

   ULTIMATE WIND SPEED (3 SECOND GUST) (Vult): ..... 116 mph
   NOMINAL WIND SPEED (3 SECOND GUST) (Vasd): ..... 90 mph
   DIRECTIONALITY FACTOR (Kd): 0.85
   TOPOGRAPHIC FACTOR (Kzt): 1.0
   GUST EFFECT FACTOR (G): 0.85
   ENCLOSURE CLASSIFICATION: ..... ENCLOSED
   INTERNAL PRESSURE COEFFICIENT (GCpi): ..... ± 0.18
   HEIGHT OF MAIN ROOF: ..... 61'-6" AT PLANT SCIENCE MAIN WING
   WIND DESIGN BASE SHEAR: ..... NORTH-SOUTH 108k, EAST-WEST 207k

   SEE S0.1 FOR ADDITIONAL WIND LOAD DATA FOR ROOFS, OVERHANGS, COMPONENTS, AND CLADDING. NET UPLIFT LOAD ON ROOF FRAMING COMPONENTS SHALL BE DETERMINED BY DEDUCTING 5 psf DEAD LOAD FROM THE TABULATED ROOF WIND LOADS FOR COMPONENTS AND CLADDING. NET UPLIFT VALUE SHALL BE A MINIMUM OF 10 psf.

7. SOIL PRESSURE:

   PRESUMPTIVE SOIL BEARING PRESSURE: 4000 psf.

   ANTICIPATED SETTLEMENTS OF EXISTING FOUNDATIONS AT SOUTH WEST WING:
   1/4"-1/2" BASED ON SETTLEMENT ANALYSIS REPORT DATED OCTOBER 7, 2021, PREPARED BY CME ASSOCIATES, INC.

8. STRUCTURAL MATERIAL STRENGTHS:
   STRUCTURAL AND MISCELLANEOUS STEEL:
   ROLLED STEEL W SHAPES ..... - ASTM A 992
   ROLLED STEEL C, S, M, MC, AND HP SHAPES ..... - ASTM A 36 OR ASTM A 572, GRADE 50
   ROLLED STEEL PLATES, BARS, AND ANGLES ..... - ASTM A 36 OR ASTM A 572, GRADE 50
   HOLLOW STRUCTURAL SECTIONS (HSS) ..... - ASTM A 500, GRADE B OR C
   PIPE ..... - ASTM A 53, TYPE E OR S, GRADE B
   FOR CONNECTIONS, PROVIDE HIGHER GRADE AS REQUIRED FOR CAPACITY.

   CONCRETE:
   FOOTINGS, INTERIOR FOUNDATION WALLS, MISCELLANEOUS ..... f'c = 3000 psi
   INTERIOR SLABS ON GRADE OR SLABS ON DECK ..... f'c = 3500 psi
   EXTERIOR SLABS ..... f'c = 5000 psi
   EXTERIOR FOUNDATION WALLS ..... f'c = 4500 psi
   BEAMS ..... f'c = 3000 psi

   MASONRY:
   CONCRETE BLOCK: ..... ASTM C 90, WITH AVERAGE NET COMPRESSIVE STRENGTH OF 2,000 psi
   MORTAR: ..... ASTM C 270, TYPE S
   UNIT MASONRY: ..... ASTM C 90 CMU (2,000 psi) AND TYPE S MORTAR f'm = 2,000 psi
   GROUT: ..... ASTM C 476, COMPRESSIVE STRENGTH OF 2,500 psi, 8 TO 11-INCH SLUMP.

   REINFORCING STEEL FOR CONCRETE AND MASONRY: ..... ASTM A 615, GRADE 60

ULTIMATE WIND PRESSURE FOR ROOFTOP STRUCTURES

ROOFTOP STRUCTURE	N-S EFFECTIVE WIND AREA (sf)	N-S PRESSURE (psf)	E-W EFFECTIVE WIND AREA (sf)	E-W PRESSURE (psf)
AHU-1	350	61.1	768	59.4

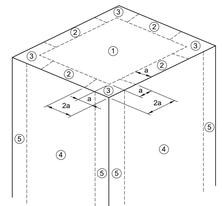

FLAT ROOF

COMPONENTS AND CLADDING WIND PRESSURE ZONE DESIGNATIONS

1 / S0.1 NOT TO SCALE

NOTE:
a = 14'-0"

WITHIN THIS ZONE THE FOLLOWING DESIGN PRESSURES SHALL APPLY:
1. FOR PRESSURE TOWARDS SURFACE USE SAME AS WALL PRESSURE ZONE 4 AND 5.
2. FOR PRESSURE AWAY FROM SURFACE USE SAME AS ROOF PRESSURES EXCEPT ZONE 2 SHALL BE TREATED AS ZONE 1, AND ZONE 3 SHALL BE TREATED AS ZONE 2.

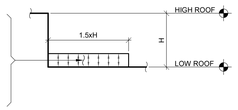

SECTION - COMPONENTS AND CLADDING ROOF WIND PRESSURE ZONE DESIGNATIONS AT ROOF STEPS

2 / S0.1 NOT TO SCALE

ULTIMATE WIND PRESSURE FOR EXTERIOR COMPONENTS AND CLADDING MATERIALS

BASIC WIND: Vult→116 mph H (ft)= 61.5
EXPOSURE: C Kzt= 1

ROOF TYPE	SURFACE	EFFECTIVE WIND AREA (sf)	WIND PRESSURE TOWARD SURFACE (psf)	WIND PRESSURE AWAY FROM SURFACE (psf)
0° to 7°	ZONE 1 ROOF	10	17.2	-54.8
		40	17.2	-49.0
		100	17.2	-45.1
		200	17.2	-42.2
		500	17.2	-38.4
	ZONE 1 ROOF OVERHANGS AT MIDDLE OF ROOF	10	NA	-54.8
		40	NA	-54.8
		100	NA	-54.8
		200	NA	-54.8
		500	NA	-54.8
	ZONE 2 ROOF EDGES	10	17.2	-85.7
		40	17.2	-76.6
		100	17.2	-70.6
		200	17.2	-66.0
		500	17.2	-60.0
	ZONE 2 ROOF OVERHANGS AT ROOF EDGES	10	NA	-85.7
		40	NA	-85.7
		100	NA	-85.7
		200	NA	-85.7
		500	NA	-85.7
	ZONE 3 ROOF CORNERS	10	17.2	-85.7
		40	17.2	-76.6
		100	17.2	-70.6
		200	17.2	-66.0
		500	17.2	-60.0
	ZONE 3 ROOF OVERHANGS AT ROOF CORNERS	10	NA	-85.7
		40	NA	-85.7
		100	NA	-85.7
		200	NA	-85.7
		500	NA	-85.7
	ZONE 4 WALL	10	41.1	-44.5
		40	36.7	-41.4
		100	33.8	-39.3
		200	31.6	-37.7
		500	28.7	-35.6
	ZONE 5 WALL CORNERS	10	41.1	-68.5
		40	36.7	-58.8
		100	33.8	-52.4
		200	31.6	-47.5
		500	28.7	-41.1

ULTIMATE WIND PRESSURE FOR PARAPET COMPONENTS AND CLADDING MATERIALS

SURFACE	EFFECTIVE WIND AREA (sf)	PARAPET WIND PRESSURE (psf)
WALL ZONE 5 ROOF ZONE 3	10	126.8
	40	113.3
	100	104.4
	200	97.7
	500	88.8
WALL ZONE 4 ROOF ZONE 3	10	126.8
	40	113.3
	100	104.4
	200	97.7
	500	88.8
WALL ZONE 4 ROOF ZONE 2	10	126.8
	40	113.3
	100	104.4
	200	97.7
	500	88.8

GENERAL NOTES

1. DIMENSIONS TO, OF, AND IN EXISTING STRUCTURE SHALL BE VERIFIED IN FIELD BY CONTRACTOR.
2. DO NOT SCALE DRAWINGS. CONTRACTOR SHALL NOTIFY ENGINEER OF ANY DISCREPANCIES IN DIMENSIONS BETWEEN EXISTING CONDITIONS AND/OR ARCHITECTURAL DRAWINGS AND THE STRUCTURAL DRAWINGS.
3. DO NOT CHANGE SIZE OR SPACING OF STRUCTURAL ELEMENTS.
4. DETAILS SHOWN ARE TYPICAL; SIMILAR DETAILS APPLY TO SIMILAR CONDITIONS UNLESS OTHERWISE INDICATED.
5. THE NOTES ON THIS DRAWING ARE TYPICAL UNLESS OTHERWISE INDICATED.
6. THE STRUCTURE IS DESIGNED TO FUNCTION AS A UNIT UPON COMPLETION OF CONSTRUCTION AND TO SUPPORT ONLY THE DESIGN LOADS INDICATED. THE CONTRACTOR IS RESPONSIBLE FOR MEANS, METHODS AND SEQUENCE OF CONSTRUCTION AND FOR THE ADEQUACY OF THE STRUCTURE TO SUPPORT TEMPORARY LOADS OCCURRING DURING CONSTRUCTION. TEMPORARILY BRACE BUILDING UNTIL STRUCTURAL ELEMENTS NEEDED FOR STABILITY ARE INSTALLED. THESE ELEMENTS ARE AS FOLLOWS: (FLOOR DECK, ROOF DECK, BRACING MEMBERS, SHEAR WALLS, ETC.).
7. CONTRACTOR SHALL NOTIFY THE ENGINEER IN WRITING OF PROPOSED DEVIATIONS OR SUBSTITUTIONS FROM DIMENSIONS, MATERIALS, OR EQUIPMENT SHOWN ON THE DRAWINGS AND MAKE ONLY THOSE DEVIATIONS OR SUBSTITUTIONS ACCEPTED BY ENGINEER.
8. CONTRACTOR SHALL DETERMINE EXACT LOCATIONS OF EXISTING UTILITIES BEFORE COMMENCING WORK. CONTRACTOR AGREES TO BE FULLY RESPONSIBLE FOR DAMAGES WHICH MIGHT OCCUR AS A RESULT OF FAILING TO EXACTLY LOCATE AND PRESERVE EXISTING UTILITIES.
9. COORDINATE NUMBER AND LOCATION OF ROOF DRAINS AND OPENINGS WITH ARCHITECTURAL AND MECHANICAL DRAWINGS.
10. LOCATE REINFORCEMENT IN EXISTING STRUCTURAL CONCRETE SLABS AND WALLS USING NON-DESTRUCTIVE METHODS PRIOR TO DRILLING HOLES FOR PIPING AND CONDUIT. DO NOT DRILL INTO AND DAMAGE EXISTING REINFORCEMENT. COORDINATE QUANTITY AND LOCATION OF HOLES WITH PLUMBING AND ELECTRICAL DRAWINGS AND REFER TO THESE DRAWINGS AND SPECIFICATIONS FOR SUPPLEMENTAL SUPPORTS AND SLEEVES. HOLES ARE NOT PERMITTED IN STRUCTURAL CONCRETE BEAMS, JOISTS, AND COLUMNS UNLESS SPECIFICALLY ALLOWED BY ENGINEER.
11. LOCATE REINFORCEMENT IN EXISTING STRUCTURAL CONCRETE SLABS, WALLS, BEAMS, JOISTS, AND COLUMNS USING NON-DESTRUCTIVE METHODS PRIOR TO DRILLING HOLES FOR POST-INSTALLED ANCHORS. DO NOT DRILL INTO AND DAMAGE EXISTING REINFORCEMENT. NOTIFY ENGINEER IF ANCHOR LOCATIONS CONFLICT WITH EXISTING REINFORCEMENT.
12. THESE DRAWINGS DO NOT INCLUDE NECESSARY COMPONENTS FOR CONSTRUCTION SAFETY. CONTRACTOR SHALL BE SOLELY RESPONSIBLE FOR CONSTRUCTION SAFETY.

FOUNDATION NOTES

1. BEAR FOOTINGS ON FIRM UNDISTURBED SOIL OR COMPACTED STRUCTURAL FILL.
2. FOOTINGS HAVE BEEN DESIGNED FOR A SOIL BEARING PRESSURE OF 4000 psf. BEARING STRATUM FOR THIS CAPACITY SHALL BE VERIFIED IN FIELD BY A LICENSED GEOTECHNICAL ENGINEER BEFORE POURING CONCRETE FOOTINGS.
3. UNLESS OTHERWISE NOTED, BOTTOM OF EXTERIOR FOOTINGS IS 4 FEET MINIMUM BELOW FINISH GRADE AND BOTTOM OF INTERIOR FOOTINGS IS 2 FEET MINIMUM BELOW SLAB. FOOTINGS MAY BE STEPPED DOWN OR LOWERED TO REACH AN ACCEPTABLE 4000 psf BEARING STRATUM AS DETERMINED BY GEOTECHNICAL ENGINEER.
4. SOIL BEARING SURFACES PREVIOUSLY ACCEPTED BY GEOTECHNICAL ENGINEER WHICH ARE ALLOWED TO BECOME SATURATED, FROZEN, OR DISTURBED SHALL BE REWORKED TO SATISFACTION OF GEOTECHNICAL ENGINEER.
5. WHERE FOOTING ELEVATIONS ARE LOWERED DUE TO SOIL CONDITIONS, LOWER ADJACENT FOOTINGS IN ELEVATION IN ORDER THAT RATIO OF CLEAR DISTANCE BETWEEN NEAREST EDGE OF FOOTINGS TO DIFFERENCE IN ELEVATION BETWEEN BOTTOMS OF FOOTINGS SHALL NOT EXCEED 2H:1V.
6. FOUNDATION PREPARATION: REFER TO SPECIFICATIONS FOR "EXCAVATION, BACKFILL, AND COMPACTION (BUILDING AREA)".
7. DO NOT PLACE FOOTINGS IN WATER OR ON FROZEN GROUND.
8. DO NOT ALLOW GROUND BENEATH FOOTINGS TO FREEZE.
9. CONCRETE WALLS SHALL ATTAIN A MINIMUM STRENGTH OF 70% f'c BEFORE PLACING BACKFILL AGAINST THEM.
10. WALLS THAT ARE TO BE BACKFILLED ON ONE SIDE ONLY MAY BE BACKFILLED UP TO 3 FEET ABOVE THE TOP OF FOOTING AFTER WALLS ATTAIN MINIMUM STRENGTH OF 70% f'c. REMAINING BACKFILL MAY NOT BE PLACED UNTIL TOP SLAB IS IN PLACE, SLAB ATTAINS MINIMUM STRENGTH OF 70% f'c, AND WALLS ATTAIN MINIMUM STRENGTH 100% f'c.
11. ELEVATOR WALLS THAT ARE TO BE BACKFILLED ON ONE SIDE ONLY SHALL BE BRACED UNTIL TOP SLAB IS IN PLACE AND CURED.

CAST-IN-PLACE CONCRETE NOTES

1. REINFORCE CONCRETE FOOTINGS AND WALLS. REINFORCEMENT SHOWN PERTAINS TO TYPICAL CONDITIONS.
2. LAP SPLICE CONCRETE REINFORCEMENT AS INDICATED IN THE CONCRETE REINFORCEMENT LAP SPLICE SCHEDULE, UNLESS NOTED OTHERWISE.
3. LAP CONTINUOUS FOOTING AND HORIZONTAL WALL REINFORCEMENT WITH A CLASS B LAP SPLICE UNLESS NOTED OTHERWISE.
4. PROVIDE CORNER BARS IN FOOTINGS, THE SAME SIZE AND NUMBER AS CONTINUOUS REINFORCEMENT. PROVIDE CLASS B LAP SPLICE WITH MAIN REINFORCEMENT, BUT NO LESS THAN 2' - 0".
5. DOWEL CONCRETE WALLS INTO FOOTINGS WITH DOWELS THE SAME SIZE AND SPACING AS VERTICAL REINFORCEMENT. EXTEND DOWELS TO WITHIN 3 INCHES OF BOTTOM OF FOOTING. TERMINATED WITH A C.I. STANDARD 90 DEGREE HOOK. PROVIDE CLASS B LAP SPLICE WITH VERTICAL REINFORCEMENT UNLESS NOTED OTHERWISE.
6. AT INTERSECTIONS OF CONCRETE WALLS, PROVIDE CORNER BARS IN OUTER LAYER THE SAME SIZE AND SPACING AS HORIZONTAL REINFORCEMENT AND PROVIDE A CLASS B LAP SPLICE WITH MAIN REINFORCEMENT, BUT NOT LESS THAN 2'-0". AT "T" INTERSECTIONS, PROVIDE CORNER BARS FROM EACH LAYER IN INTERSECTING WALL TO OUTER LAYER OF THROUGH WALL.
7. PROVIDE KEYS IN CONCRETE WALLS AT VERTICAL CONSTRUCTION JOINTS UNLESS NOTED OTHERWISE. KEYS SHALL BE 1 1/2 INCHES DEEP AND THE WIDTH OF THE KEY SHALL BE ONE-THIRD THE WALL THICKNESS AND CENTERED WITHIN THE WALL.
8. VERIFY SIZE AND LOCATION OF MECHANICAL OPENINGS.
9. PIPING, CONDUIT, AND DUCT PENETRATIONS THROUGH NEW STRUCTURAL WALLS SHALL BE SLEEVED OR CHASED. NO CORE-DRILLING OF NEW SLABS OR NEW WALLS IS PERMITTED.
10. MINIMUM BAR DEVELOPMENT LENGTH EQUALS CLASS A LAP LENGTH.
11. CHAMFER EXPOSED CONCRETE CORNERS AND EDGES 3/4 INCH UNLESS NOTED OTHERWISE.
12. CONCRETE COVER FOR REINFORCEMENT SHALL BE AS INDICATED IN THE CONCRETE COVER SCHEDULE.
13. PROVIDE WATERSTOPS IN BELOW-GRADE WALL JOINTS AND WALL TO FOOTING JOINTS.
14. LOCATE EXISTING REINFORCING BEFORE INSTALLING MEP HANGERS OR CORING THE SLAB. DO NOT CUT EXISTING REINFORCING. SPACE SLAB CORES MINIMUM 3X THE CORE DIAMETER APART.
15. COORDINATE MEP SLAB CORE LOCATIONS TO AVOID EXISTING STEEL FRAMING. DO NOT DAMAGE EXISTING STEEL FRAMING.

CONCRETE COVER SCHEDULE

LOCATION	COVER
FOOTINGS POURED AGAINST EARTH:	3"
SURFACE EXPOSED TO WEATHER OR EARTH (INCLUDING SURFACES OF FOUNDATION WALLS COVERED WITH WATERPROOFING MEMBRANE AND/OR INSULATION): BARS LARGER THAN #5 / #5 BARS OR SMALLER	2" / 1 1/2"
SURFACES NOT EXPOSED TO WEATHER OR EARTH: SLABS AND WALLS / BEAMS, GIRDERS, PIERS, AND COLUMNS	3/4" / 1 1/2"
BETWEEN BARS AND EMBEDDED ITEMS: IN CONCRETE ELEMENTS EXPOSED TO WEATHER OR EARTH / IN CONCRETE ELEMENTS NOT EXPOSED TO WEATHER OR EARTH	1 1/2" / 3/4"

MASONRY REINFORCEMENT LAP SPLICE SCHEDULE

BAR LAP LENGTHS IN CMU WITH f'm = 2,000 psi

LOCATION	#4	#5	#6
(1) BAR AT CENTER OF 6" CMU CORE OR BOND BEAM	18"	28"	53"
(1) BAR AT CENTER OF 8" CMU CORE OR BOND BEAM	18"	22"	38"
(1) BAR AT CENTER OF 12" CMU CORE OR BOND BEAM	18"	22"	34"
(2) BARS IN 8" CMU CORE LOCATED 5" FROM EACH FACE SHELL	24"	39"	79"
(2) BARS IN 12" CMU CORE LOCATED 9" FROM EACH FACE SHELL	19"	30"	57"
(2) BARS IN 8", 10", 12" CMU BOND BEAM (SEE NOTE BELOW)	22"	35"	64"

NOTE:
LOCATE REINFORCING BARS 3/4-INCH CLEAR FROM INSIDE FACE OF FACE SHELL (EXCEPT CENTER REINFORCING IN BOND BEAMS DETAILED TO HAVE ONLY ONE BAR).

CONCRETE REINFORCEMENT LAP SPLICE SCHEDULE

BAR LAP LENGTHS, UNCOATED BARS
CLEAR COVER NOT LESS THAN TWO TIMES BAR DIAMETER
CLEAR SPACING NOT LESS THAN FOUR TIMES BAR DIAMETER

BAR SIZE	MINIMUM CLEAR COVER (INCH)	MINIMUM SPACING CENTER/CENTER (INCH)	CLASS B LAP NOT A TOP BAR (INCH)	CLASS B LAP TOP BAR (INCH)	CLASS A LAP NOT A TOP BAR (INCH)	CLASS A LAP TOP BAR (INCH)
#4	1	2 1/2	22	28	17	22
#5	1 1/4	3 1/8	27	35	21	27
#6	1 1/2	3 3/4	32	42	25	32
#7	1 3/4	4 3/8	38	49	29	38
#8	2	5	43	56	33	43
#9	2 1/4	5 5/8	49	63	37	49
#10	2 1/2	6 1/4	55	71	42	55
#11	2 3/4	6 7/8	61	79	47	61

BAR LAP LENGTHS, UNCOATED BARS
CLEAR COVER NOT LESS THAN BAR DIAMETER
CLEAR SPACING NOT LESS THAN TWO TIMES BAR DIAMETER

BAR SIZE	MINIMUM CLEAR COVER (INCH)	MINIMUM SPACING CENTER/CENTER (INCH)	CLASS B LAP NOT A TOP BAR (INCH)	CLASS B LAP TOP BAR (INCH)	CLASS A LAP NOT A TOP BAR (INCH)	CLASS A LAP TOP BAR (INCH)
#4	1/2	1 1/2	29	37	22	29
#5	5/8	1 7/8	36	46	28	36
#6	3/4	2 1/4	43	56	33	43
#7	7/8	2 5/8	62	81	48	62
#8	1	3	71	93	55	71
#9	1 1/8	3 3/8	80	105	62	80
#10	1 1/4	3 3/4	90	118	70	90
#11	1 3/8	4 1/8	100	131	78	100

NOTES:
1. TOP BARS ARE DEFINED AS HORIZONTAL REINFORCEMENT SO PLACED THAT MORE THAN 12 INCHES OF FRESH CONCRETE IS CAST BELOW THE DEVELOPMENT LENGTH OR SPLICE.
2. USE CLASS B LAP SPLICES, UNLESS NOTED OTHERWISE.
3. FOR COVER AND SPACING DIMENSIONS WHICH ARE IN BETWEEN THE TABULATED VALUES, DO NOT INTERPOLATE. INSTEAD USE THE LONGER LAP LENGTH. SEE CONCRETE COVER SCHEDULE.
4. CALCULATE CENTER TO CENTER SPACING DIMENSIONS OF BARS AT SPLICE LOCATIONS.
5. FOR EPOXY COATED BARS MODIFY THE TABULATED LAP LENGTHS AS FOLLOWS:
   A. FOR TOP BARS AND BARS WHICH ARE NOT A TOP BAR WITH A CLEAR COVER OF GREATER THAN OR EQUAL TO 3 TIMES THE BAR DIAMETER AND CLEAR SPACING GREATER THAN OR EQUAL TO 6 TIMES THE BAR DIAMETER, MULTIPLY THE TABULATED LENGTH BY 1.2.
   B. FOR BARS WHICH ARE NOT A TOP BAR, WITH A CLEAR COVER LESS THAN 3 TIMES THE BAR DIAMETER AND CLEAR SPACING LESS THAN 6 TIMES THE BAR DIAMETER, MULTIPLY THE TABULATED LENGTH BY 1.5.
   C. FOR TOP BARS, WITH A CLEAR COVER LESS THAN 3 TIMES THE BAR DIAMETER AND CLEAR SPACING LESS THAN 6 TIMES THE BAR DIAMETER, MULTIPLY THE TABULATED LENGTH FOR TOP BARS BY 1.3.

SLAB ON GRADE NOTES

1. SUBGRADE BELOW SLAB ON GRADE SHALL BE REVIEWED AND ACCEPTED BY GEOTECHNICAL ENGINEER BEFORE CONCRETE SLAB PLACEMENT.
2. SLAB JOINTS ARE REQUIRED WHERE SHOWN ON PLAN. WHERE JOINTS ARE NOT SHOWN, SEE "OPTION FOR SLAB PLACEMENT" IN DIVISION 3 SPECIFICATIONS. SUBMIT JOINT LAYOUT TO THE ENGINEER FOR REVIEW.
3. PROVIDE A SQUARE EDGE FORM JOINT FOR CONSTRUCTION JOINTS AND A SAW-CUT JOINT FOR CONTRACTION JOINTS IN SLABS ON GRADE. CONTINUE 50 PERCENT OF SLAB REINFORCEMENT THROUGH CONSTRUCTION AND CONTRACTION JOINTS.
4. REINFORCE SLABS AS NOTED ON DRAWINGS. AT PERIMETER OF SLABS, LOCATE REINFORCING 3 INCHES FROM SLAB EDGES.
5. PROVIDE ONE #4 BAR, 4 FEET LONG, DIAGONAL AT CORNERS AND OPENINGS IN SLABS ON GRADE.
6. SEE ARCHITECTURAL DRAWINGS FOR EXACT LOCATIONS AND DETAILS OF DEPRESSED SLABS.
7. VERIFY SIZE AND LOCATION OF PLATFORMS, CURBS, OR PADS WITH MECHANICAL CONTRACTOR.
8. SEE SPECIFICATIONS FOR ADDITIONAL INFORMATION AND REQUIREMENTS.

MASONRY NOTES

1. MASONRY WALLS SHALL HAVE STANDARD WEIGHT JOINT REINFORCEMENT EVERY SECOND COURSE AND TOP TWO COURSES UNLESS NOTED OTHERWISE. PROVIDE LADDER TYPE JOINT REINFORCING FOR REINFORCED MASONRY WALLS. LAP SPLICE JOINT REINFORCEMENT A MINIMUM OF 8 INCHES, TYPICAL. USE PREFABRICATED CORNERS AND TEES.
2. SUBMIT PROPOSED GROUTING PROGRAM FOR GROUTING CONCRETE MASONRY WALLS. GROUTING SHALL BE IN ACCORDANCE WITH RECOMMENDATIONS OF NCMA-TEK 3-2A, "GROUTING CONCRETE MASONRY WALLS." STOP GROUT 2 INCHES BELOW TOP OF BLOCK AT EACH POUR TO ENABLE AN INTERLOCK WITH NEXT POUR. GROUT CORES SOLID AT REINFORCING BARS AND AS INDICATED IN DRAWINGS.
3. FILL CORES IN HOLLOW CONCRETE MASONRY UNITS WITH GROUT THREE COURSES (24 INCHES) UNDER BEARING PLATES, BEAMS, LINTELS, POSTS, AND SIMILAR ITEMS UNLESS OTHERWISE INDICATED.
4. PROVIDE BOND BEAM AT TOPS OF WALLS, AT EACH FLOOR, AND ELSEWHERE AS DETAILED.
5. FILL BEAM POCKETS WITH MASONRY AFTER COLUMN OR BEAM IS ERECTED.
6. NON-LOAD BEARING PARTITIONS SHALL NOT BE BUILT TIGHT TO STRUCTURE ABOVE. LEAVE GAP BETWEEN TOP OF PARTITION AND STRUCTURE, AND BRACE TOP OF PARTITION AS INDICATED IN DRAWINGS.

MASONRY REINFORCEMENT DEVELOPMENT LENGTH AND LAP SPLICE SCHEDULE

MASONRY STRENGTH f'm = 2,000 psi (OR HIGHER)

BAR SIZE	Fy (KSI)	(1) BAR CENTERED IN NORMAL CMU CORE					(2) BAR IN NORMAL CMU CORE			
		6" THICK	8" THICK	10" THICK	12" THICK	16" THICK	8" THICK	10" THICK	12" THICK	16" THICK
#4	60	18	13	12	12	12	-	22	22	22
#5	60	28	20	16	13	13	-	35	35	35
#6	60	53	38	29	24	19	-	64	64	64
#7	60	-	52	40	33	24	-	-	87	87
#8	60	COUPLERS ARE REQUIRED FOR BAR SIZE #8 OR GREATER								

SCHEDULE NOTES:
1. DEVELOPMENT AND LAP SPLICE LENGTHS SHOWN ARE IN INCHES.
2. SEE DETAIL S/S4.0 FOR CLEARANCE AND COVER REQUIREMENTS.
3. MULTIPLY LENGTHS BY 1.5 FOR EPOXY COATED BARS.
4. LENGTHS MAY BE MULTIPLIED BY 0.90 FOR MASONRY WITH f'm = 2,500 (OR HIGHER).
5. LENGTHS MAY BE MULTIPLIED BY 0/82 FOR MASONRY WITH f'm = 3,000 (OR HIGHER).
6. BARS SHALL BE LAPPED SIDE BY SIDE SUCH THAT THEY HAVE THE SAME CLEAR COVER.

REINFORCED MASONRY LINTEL NOTES

1. REINFORCED MASONRY LINTEL MATERIALS INCLUDE REINFORCED CMU.
2. COORDINATE WALL OPENINGS WITH ARCHITECTURAL AND MECHANICAL DRAWINGS. NOT ALL OPENINGS ARE SHOWN IN THE STRUCTURAL DRAWINGS.
3. FOR OPENINGS NOT OTHERWISE DETAILED, INCLUDING MECHANICAL OPENINGS, USE REINFORCED MASONRY LINTEL 8 INCHES DEEP FOR SPANS UP TO 4 FEET AND 16 INCHES DEEP FOR SPANS UP TO 6 FEET.
4. USE THE FOLLOWING MINIMUM REINFORCING: ONE #5 TOP AND BOTTOM FOR EACH 4 INCHES OF MASONRY WIDTH, ONE #6 TOP AND BOTTOM FOR 6-INC

COLD WEATHER MASONRY CONSTRUCTION REQUIREMENTS

	CONSTRUCTION - BASED UPON AMBIENT TEMPERATURES	PROTECTION - BASED UPON ANTICIPATED MINIMUM DAILY TEMPERATURES
ABOVE 40°F	1. NORMAL MASONRY PROCEDURES.	1. NORMAL MASONRY PROCEDURES.
40°F - 32°F	1. HEAT MORTAR SAND OR MIXING WATER TO PRODUCE MORTAR TEMPERATURE BETWEEN 40°F AND 120°F AT TIME OF MIXING. MAINTAIN MORTAR ABOVE 40°F UNTIL USED IN MASONRY. 2. KEEP GROUT AGGREGATES ABOVE 32°F.	1. COVER TOP 2 FEET OF UNFINISHED MASONRY WORK WITH A WATER-RESISTIVE MEMBRANE FOR AT LEAST 24 HOURS AND AT THE END OF EACH DAY'S WORK.
32°F - 25°F	1. HEAT MORTAR SAND OR MIXING WATER TO PRODUCE MORTAR TEMPERATURE BETWEEN 40°F AND 120°F AT TIME OF MIXING. MAINTAIN MORTAR ABOVE 40°F UNTIL USED IN MASONRY. 2. KEEP GROUT AGGREGATES AND MIXING WATER TO PRODUCE GROUT TEMPERATURE BETWEEN 70°F AND 120°F AT TIME OF PLACEMENT. 3. MAINTAIN GROUT TEMPERATURES ABOVE 70°F AT TIME OF PLACEMENT.	1. COVER TOP 2 FEET OF UNFINISHED MASONRY WORK WITH A WATER-RESISTIVE MEMBRANE FOR AT LEAST 24 HOURS AND AT THE END OF EACH DAY'S WORK.
25°F - 20°F	1. HEAT MORTAR SAND OR MIXING WATER TO PRODUCE MORTAR TEMPERATURE BETWEEN 40°F AND 120°F AT TIME OF MIXING. MAINTAIN MORTAR ABOVE 40°F UNTIL USED IN MASONRY. 2. KEEP GROUT AGGREGATES AND MIXING WATER TO PRODUCE GROUT TEMPERATURE BETWEEN 70°F AND 120°F AT TIME OF PLACEMENT. 3. MAINTAIN GROUT TEMPERATURES ABOVE 70°F AT TIME OF PLACEMENT. 4. HEAT MASONRY SURFACES UNDER CONSTRUCTION TO 40°F, AND USE WIND BREAKS OR ENCLOSURES WHEN WIND VELOCITY EXCEEDS 15 MPH. 5. HEAT MASONRY TO A MINIMUM OF 40° F PRIOR TO GROUTING.	1. COVER NEWLY CONSTRUCTED MASONRY (LESS THAN 48 HOURS OLD) COMPLETELY WITH WEATHER-RESISTIVE INSULATING BLANKETS, OR EQUAL PROTECTION, FOR AT LEAST 48 HOURS AFTER CONSTRUCTION OF WORK.
Below 20°F	1. HEAT MORTAR SAND OR MIXING WATER TO PRODUCE MORTAR TEMPERATURE BETWEEN 40°F AND 120°F AT TIME OF MIXING. MAINTAIN MORTAR ABOVE 40°F UNTIL USED IN MASONRY. 2. KEEP GROUT AGGREGATES AND MIXING WATER TO PRODUCE GROUT TEMPERATURE BETWEEN 70°F AND 120°F AT TIME OF PLACEMENT. 3. MAINTAIN GROUT TEMPERATURES ABOVE 70°F AT TIME OF PLACEMENT. 4. HEAT MASONRY SURFACES UNDER CONSTRUCTION TO 40°F, AND USE WIND BREAKS OR ENCLOSURES WHEN WIND VELOCITY EXCEEDS 15 MPH. 5. HEAT MASONRY TO A MINIMUM OF 40° F PRIOR TO GROUTING. 6. PROVIDE AN ENCLOSURE AND AUXILIARY HEAT TO MAINTAIN AIR TEMPERATURE ABOVE 40°F IN ENCLOSURE.	1. COVER NEWLY CONSTRUCTED MASONRY (LESS THAN 48 HOURS OLD) COMPLETELY WITH WEATHER-RESISTIVE INSULATING BLANKETS, OR EQUAL PROTECTION, FOR AT LEAST 48 HOURS AFTER CONSTRUCTION OF WORK. 2. MAINTAIN NEWLY CONSTRUCTED MASONRY (LESS THAN 48 HOURS OLD) ABOVE 32°F FOR AT LEAST 48 HOURS AFTER BEING CONSTRUCTED USING HEATED ENCLOSURES OR OTHER ACCEPTABLE METHODS. 3. PROVIDE HIGH-LOW RECORDING THERMOMETERS TO DOCUMENT TEMPERATURES OF MASONRY.

NOTES:
1. DO NOT LAY MASONRY UNITS HAVING EITHER A TEMPERATURE BELOW 40°F OR CONTAINING FROZEN MOISTURE, VISIBLE ICE, OR SNOW ON THEIR SURFACE.
2. REMOVE VISIBLE ICE AND SNOW FROM THE TOP SURFACE OF EXISTING FOUNDATIONS AND MASONRY TO RECEIVE NEW CONSTRUCTION. HEAT THESE SURFACES ABOVE FREEZING USING METHODS THAT DO NOT RESULT IN DAMAGE.

HOT WEATHER MASONRY CONSTRUCTION REQUIREMENTS

	CONSTRUCTION - BASED UPON AMBIENT TEMPERATURES	PROTECTION - BASED UPON ANTICIPATED MINIMUM DAILY TEMPERATURES
BELOW 90°F	1. NORMAL MASONRY PROCEDURES.	1. NORMAL MASONRY PROCEDURES.
90°F - 105°F	1. MAINTAIN SAND PILES IN A DAMP LOOSE CONDITION. 2. PROVIDE NECESSARY CONDITIONS AND EQUIPMENT TO PRODUCE MORTAR HAVING A TEMPERATURE BELOW 120°F (48.9°C). 3. MAINTAIN TEMPERATURE OF MORTAR AND GROUT BELOW 120°F (48.9°C). 4. FLUSH MIXER, MORTAR TRANSPORT CONTAINER, AND MORTAR BOARDS WITH COOL WATER BEFORE THEY COME INTO CONTACT WITH MORTAR INGREDIENTS OR MORTAR. 5. MAINTAIN MORTAR CONSISTENCY BY RETEMPERING WITH COOL WATER. 6. USE MORTAR WITHIN 2 HOURS OF INITIAL MIXING.	1. FOG SPRAY NEWLY CONSTRUCTED MASONRY UNTIL DAMP, AT LEAST THREE TIMES A DAY UNTIL THE MASONRY IS THREE DAYS OLD.
ABOVE 105°F	1. MAINTAIN SAND PILES IN A DAMP LOOSE CONDITION. 2. PROVIDE NECESSARY CONDITIONS AND EQUIPMENT TO PRODUCE MORTAR HAVING A TEMPERATURE BELOW 120°F (48.9°C). 3. SHADE MATERIALS AND MIXING EQUIPMENT FROM DIRECT SUNLIGHT. 4. USE COOL MIXING WATER FOR MORTAR AND GROUT. ICE IS PERMITTED IN THE MIXING WATER PRIOR TO USE. DO NOT PERMIT ICE IN THE MIXING WATER WHEN ADDED TO THE OTHER MORTAR OR GROUT MATERIALS.	

S0.1 - ABBREVIATIONS LEGEND PHASE 2

ADJ	ADJACENT	EXT	EXTERIOR	PE	PROFESSIONAL ENGINEER
L	ANGLE	EOD	EDGE OF DECK	PERP	PERPENDICULAR
APPROX	APPROXIMATE	EOS	EDGE OF SLAB	PLF	POUNDS PER LINEAL FOOT
ARCH	ARCHITECT ARCHITECTURAL	FD	FLOOR DRAIN	PSF	POUNDS PER SQUARE FOOT
B/	BOTTOM OF	FDN	FOUNDATION	PCF	POUNDS PER CUBIC FOOT
BLDG	BUILDING	FTG	FOOTING	PSI	POUNDS PER SQUARE INCH
BRG	BEARING	GA	GAUGE	PC	PRECAST
BP	BASE PLATE	GALV	GALVANIZED	PSL	PARALLEL STRAND LUMBER
CANT	CANTILEVER	HSS	HOLLOW STEEL SECTION	R	RADIUS
CJ	CONTROL, CONTRACTION, CONSTRUCTION JOINT	HORIZ	HORIZONTAL	RD	ROOF DRAIN
CMU	CONCRETE MASONRY UNIT(S)	HI	HIGH	RDP	REGISTERED DESIGN PROFESSIONAL
CONC	CONCRETE	HP	HIGH POINT	REQD	REQUIRED
CONT	CONTINUOUS	HVAC	HEATING/VENTILATING/ AIR CONDITIONING	REINF	REINFORCING OR REINFORCED
COL	COLUMN	INFO	INFORMATION	REV	REVISION OR REVISED
CFMF	COLD-FORMED METAL FRAMING	INT	INTERIOR	RO	ROUGH OPENING
COORD	COORDINATE	INVT	INVERT	SIM	SIMILAR
DIA	DIAMETER	K	KIPS	SPA	SPACE
DIM	DIMENSION	LG	LONG	STD	STANDARD
DN	DOWN	LLH	LONG LEG HORIZONTAL	SF	SQUARE FEET
do	DITTO	LLV	LONG LEG VERTICAL	SS	STAINLESS STEEL
DWG	DRAWING	LOC	LOCATION	STL	STEEL
EA	EACH	LW	LIGHT WEIGHT	SQ	SQUARE
EF	EACH FACE	LO	LOW	T/	TOP OF
EJ	EXPANSION JOINT	LVL	LAMINATED VENEER LUMBER	TYP	TYPICAL
ELEC	ELECTRICAL	MANUF	MANUFACTURER	UNO	UNLESS NOTED OTHERWISE
EL	ELEVATION	MAX	MAXIMUM	VERT	VERTICAL
ELEV	ELEVATOR	MECH	MECHANICAL	VIF	VERIFY IN FIELD
ENGR	ENGINEER	MIN	MINIMUM	W/	WITH
EMBD	EMBEDDED	MISC	MISCELLANEOUS	WP	WORK POINT
EQ	EQUAL	MO	MASONRY OPENING	WWR	WELDED WIRE REINFORCEMENT
EQUIP	EQUIPMENT	NA	NOT APPLICABLE	WCJ	WALL CONTROL OR CONSTRUCTION JOINT
ES	EACH SIDE	NIC	NOT IN CONTRACT		
EW	EACH WAY	NOM	NOMINAL		
EXIST	EXISTING	NW	NORMAL WEIGHT		
		OC	ON CENTER		
		OD	OUTSIDE DIAMETER		
		OPNG	OPENING		
		OPP	OPPOSITE		
		PAF	POWDER ACTUATED FASTENER		

STRUCTURAL STEEL NOTES

1. LOCATE ROOFTOP MECHANICAL UNITS AS SHOWN; COORDINATE WITH MECHANICAL DRAWINGS. NOTIFY ENGINEER IF ACTUAL UNIT WEIGHTS EXCEED THE WEIGHTS SHOWN ON DRAWINGS.
2. WHERE BEAM SPACING IS NOT NOTED, SPACE BEAMS EQUALLY BETWEEN COLUMNS OR BETWEEN COLUMNS AND WALLS.
3. CONNECTION DESIGN BY FABRICATOR WILL BE SUBJECT TO REVIEW BY ENGINEER. USE MINIMUM OF FOUR 3/4 INCH-DIAMETER A325 BOLTS.
4. DO NOT PLACE HOLES THROUGH STRUCTURAL STEEL MEMBERS EXCEPT AS SHOWN AND DETAILED ON STRUCTURAL DRAWINGS.
5. STEEL BEAMS BEARING ON MASONRY SHALL HAVE A MINIMUM OF 6 INCHES OF BEARING. PROVIDE BEARING PLATES WITH WALL ANCHORS UNLESS NOTED OTHERWISE.
6. ANCHOR STEEL MEMBERS TO MASONRY WALLS.
7. WHERE FILLET WELD SIZES ARE NOT SPECIFICALLY NOTED, THE FABRICATOR SHALL DETAIL A MINIMUM SIZE FILLET WELD IN ACCORDANCE WITH AWS STANDARDS. THE ACTUAL SIZES SHALL BE SHOWN ON THE SHOP DRAWINGS.
8. PROVIDE HOT DIP GALVANIZED FASTENERS FOR GALVANIZED FRAMING CONNECTIONS.
9. GALVANIZING WHERE NOTED IN THE DRAWINGS SHALL BE HOT-DIP GALVANIZING IN ACCORDANCE WITH ASTM A123, UNLESS NOTED OTHERWISE.
10. PERFORM FIELD BEND TEST AND COUPON TESTING PRIOR TO WELDING TO EXISTING STEEL.
11. PROVIDE 2-HOUR RATED SPRAY FIREPROOFING AT STRUCTURAL STEEL FRAMING (ULN782) AT CONCEALED CONDITIONS UNLESS AN ALTERNATIVE RATED ASSEMBLY IS SPECIFIED IN ARCHITECTURAL DRAWINGS. COORDINATE WITH ARCHITECT. USE INTUMESCENT FIREPROOFING WHERE STRUCTURAL STEEL FRAMING IS EXPOSED TO VIEW.

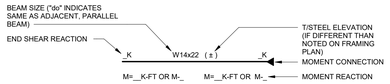

STEEL BEAM LEGEND

NOT TO SCALE

NOTES:
1. DO NOT CAMBER BEAMS UNLESS A VALUE FOR CAMBER IS SPECIFIED.
2. REFER TO THE SPECIFICATION FOR CONNECTION DESIGN CRITERIA WHERE LOADS AND MOMENTS ARE NOT SHOWN.
3. LOADS AND MOMENTS ARE ASD (ALLOWABLE STRESS DESIGN).
4. SHEAR REACTIONS ARE THE SAME AT EACH END OF THE BEAM, UNLESS NOTED OTHERWISE.

COLD-FORMED METAL FRAMING NOTES

1. MINIMUM MEMBER MATERIAL THICKNESS IS 16 GA UNLESS NOTED OTHERWISE.
2. CUT FRAMING COMPONENTS SQUARELY OR ON AN ANGLE AS REQUIRED TO FIT TIGHTLY WITH FULL BEARING AGAINST ABUTTING MEMBERS. TEMPORARILY BRACE MEMBERS AS REQUIRED PRIOR TO FINAL FASTENING.
3. FIELD CUTTING OF MEMBERS SHALL BE PERFORMED BY SHEARING OR SAWING. TORCH CUTTING IS NOT ACCEPTABLE.
4. SPLICES ARE NOT PERMITTED IN STUDS, OR OTHER LOAD-CARRYING MEMBERS UNLESS CALCULATIONS AND DETAILS HAVE BEEN SUBMITTED TO ENGINEER FOR REVIEW AND ACCEPTED.
5. WHEN COLD-FORMED STUDS ARE TO BE USED FOR HEADER APPLICATIONS, STUDS SHALL BE UN-PUNCHED THROUGH THE WEB. IT IS THE RESPONSIBILITY OF THE CONTRACTOR TO SPECIFY UN-PUNCHED STUDS WHEN ORDERING MATERIALS.
6. FIELD-INSTALLED HOLES ARE NOT PERMITTED IN MEMBERS UNLESS INDICATED IN DRAWINGS.
7. DO NOT SCREW OR WELD STUDS TO VERTICAL DEFLECTION TRACKS. DO NOT CONNECT SHEATHING TO VERTICAL DEFLECTION TRACKS. PROVIDE GAP IN SHEATHING TO ACCOMMODATE VERTICAL DEFLECTION.
8. ABUTTING TRACK MEMBERS SHALL BE SPLICED TOGETHER USING A TYPICAL STUD/JOIST SCREWED TO THE TRACK ON BOTH SIDES OF JOINT. BUTT-WELDING IS ALSO ACCEPTABLE.
9. FOR LOAD BEARING CONSTRUCTION, THE CONTRACTOR SHALL ENSURE THAT ADEQUATE BRACING IS IN PLACE UNTIL SHEATHING IS ATTACHED TO BOTH STUD FLANGES. DO NOT OVERLOAD STUDS DURING CONSTRUCTION.
10. THE CONTRACTOR IS SOLELY RESPONSIBLE FOR ERECTION BRACING.
11. MINIMUM SCREW SPACING AND EDGE DISTANCE IS 3/4" UNLESS NOTED OTHERWISE.
12. THE FOLLOWING SHALL BE USED FOR POWDER-ACTUATED FASTENERS IN STEEL UNLESS NOTED OTHERWISE:
    MINIMUM EDGE DISTANCE = 1/2"
    MINIMUM FASTENER SPACING = 1"
13. THE FOLLOWING SHALL BE USED FOR POWDER-ACTUATED FASTENERS IN CONCRETE UNLESS NOTED OTHERWISE:
    MINIMUM EDGE DISTANCE = 3"
    MINIMUM FASTENER SPACING = 4"
14. WELDING SHALL BE PERFORMED IN ACCORDANCE WITH AWS D1.3 "STRUCTURAL WELDING CODE - SHEET STEEL".
15. MINIMUM WELD THROAT THICKNESS EQUALS THE BASE METAL THICKNESS OF THE THINNEST CONNECTED MATERIAL UNLESS NOTED OTHERWISE.
16. TOUCH-UP WELDS WITH GALVANIZING REPAIR PAINT.

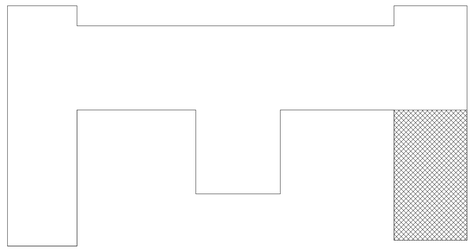

2 S0.2 VOLUNTARY LATERAL UPGRADE

NOT TO SCALE

NOTE:
AREAS SHADED HAVE BEEN REINFORCED TO RESIST CURRENT CODE REQUIRED WIND AND REDUCED LEVEL SEISMIC LOADS.

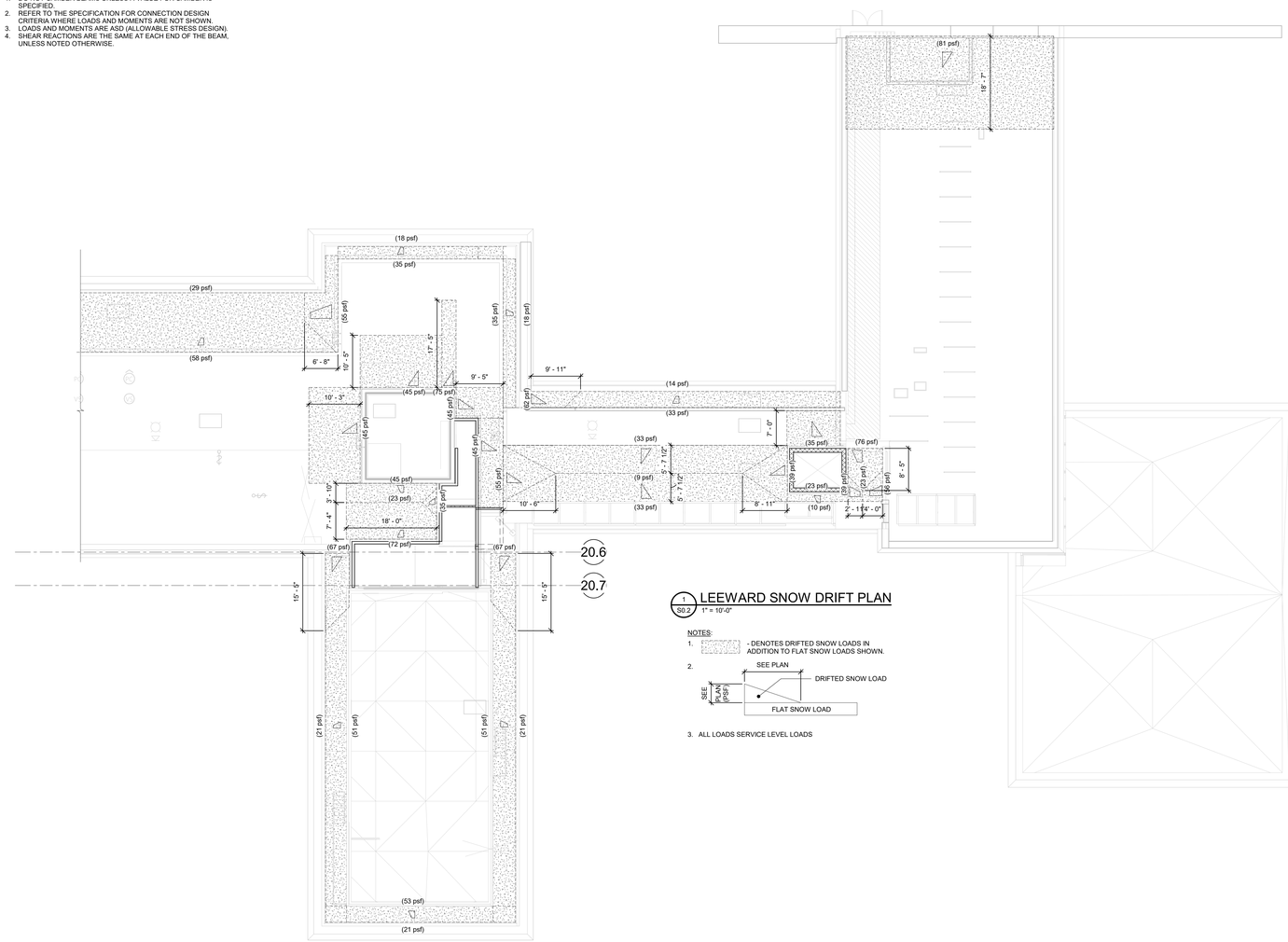

1 S0.2 LEEWARD SNOW DRIFT PLAN

1" = 10'-0"

NOTES:
1. - DENOTES DRIFTED SNOW LOADS IN ADDITION TO FLAT SNOW LOADS SHOWN.
2. SEE PLAN — DRIFTED SNOW LOAD; SEE PLAN (PSF) — FLAT SNOW LOAD
3. ALL LOADS SERVICE LEVEL LOADS

RENOVATE PLANT SCIENCE BUILDING - PHASE 2
SUCF Project No. 161026-00
236 Tower Road
Ithaca, NY 14853

Cornell CALS College of Agriculture and Life Sciences
SUNY State University Construction Fund

Ellenzweig Architecture | Planning — 230 Congress Street, Boston, MA 02110, T 617 491-5575
Ryan Biggs Clark Davis Structural Engineers — 257 Ushers Road, Clifton Park, NY 12065, T 518 406-5506
Salas O'Brien Consulting & Engineering Group of NY, Inc. Mechanical Engineers — 300 Trolley Blvd., Rochester, NY 14606, T 585 288-5590
Jade Stone Engineering Electrical Engineers — 444 Vanduzee St., Watertown, NY 13601, T 315 836 4062
Watson Engineering Plumbing — 4500 State Route 434, Apalachin, NY 13732, T 607 223-4334
DM Engineers Fire Protection Engineers — 1007 Yonkers Ave, Yonkers, NY 10704, T 929 333-2339
Bell & Spina Building Envelope — 215 Wyoming Street S, Syracuse, NY 13204, T 315 488-0377
Environ. Design & Research Historic Preservation, Landscape, Civil Engineering — 217 Montgomery St, Suite 1000, Syracuse, NY 13202, T 315 471-0688
Schuler Shook Lighting Design — 240 W 40th Street, 2nd Floor, New York, NY 10018, T 212 439-5650
D2D Green Design Sustainability PH2 — 10 Hallenbeck Hill, East Greenbush, NY 12061, T 518 729-2967
Shen Milsom & Wilke Acoustics, IT, AV, Security — 417 Fifth Avenue, New York, NY 10016, T 212 725-6800
Watts Architects & Engineers Asbestos, Haz Mat — 95 Perry Street, Suite 300, Buffalo, NY 14203, T 716 206-5122
Hastings Consulting Building Code — 142 Hanlon Rd, Holliston, MA 01746, T 508 397-8417
Ellana Cost Consulting — 32 Broadway, Suite 801, New York, NY 10004, T 212971-0936

Notes:

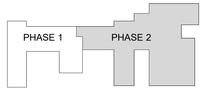

Keyplan

Job Number 31909.00
Drawing By RMS
Checked By JLD
Filename
Date August 31, 2026

Revisions

STRUCTURAL NOTES - PHASE 2

STATE OF NEW YORK — LICENSED PROFESSIONAL ENGINEER — JOHN LEE DAVIS — 073224

EXPIRATION DATE: SEPTEMBER 30, 2027
CERTIFICATE OF AUTHORIZATION #: 0023272

BID DOCUMENTS
Scale: As indicated

S0.2

2024 Ellenzweig ©

10/8/2026 11:36:51 AM

Autodesk Docs://31909 SUCF Cornell Plant Sciences/31909_Cornell_PSB_STRUCT_R23.rvt

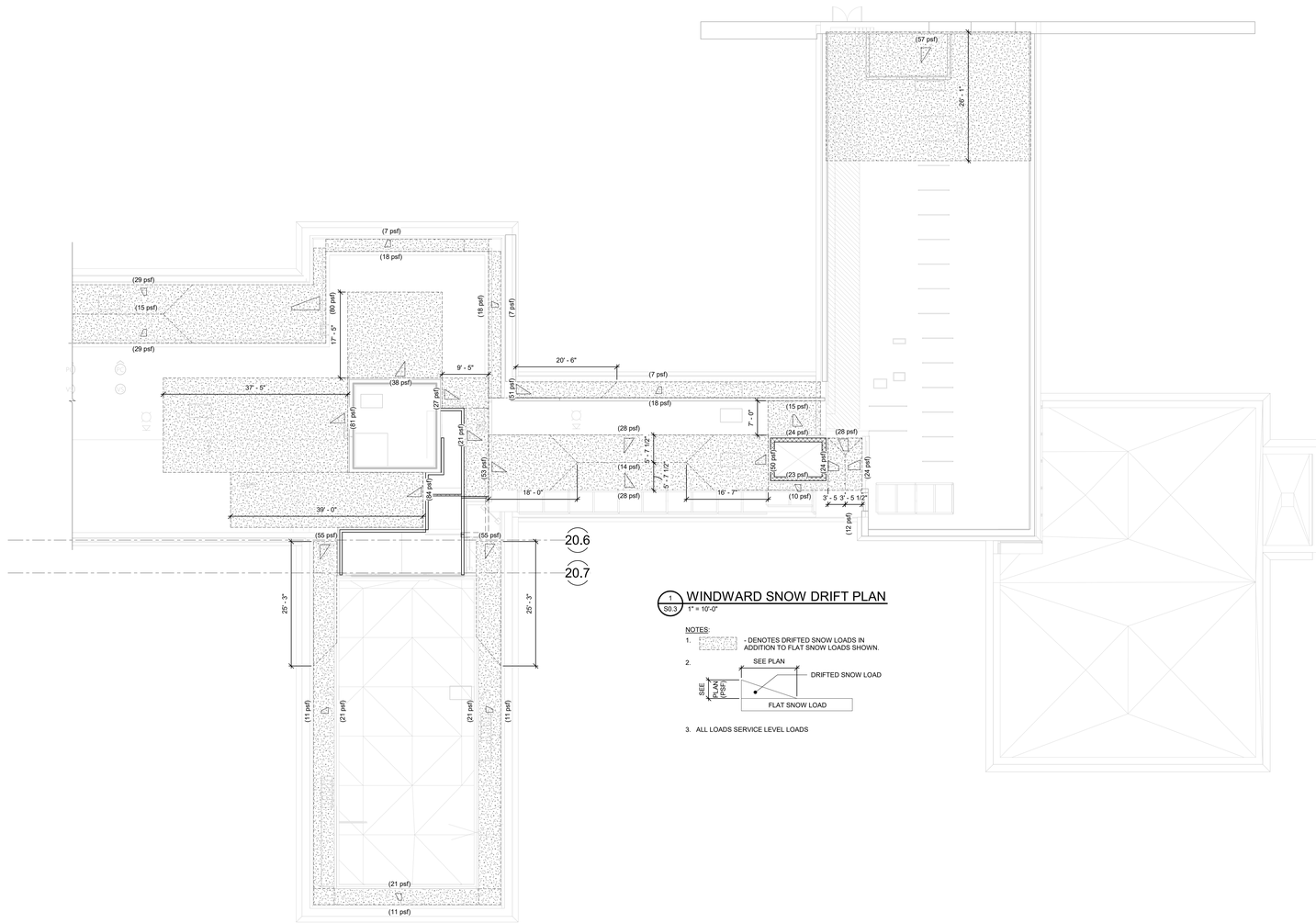

1 / S0.3 WINDWARD SNOW DRIFT PLAN
1" = 10'-0"

NOTES:

1. - DENOTES DRIFTED SNOW LOADS IN ADDITION TO FLAT SNOW LOADS SHOWN.

2.

3. ALL LOADS SERVICE LEVEL LOADS

RENOVATE PLANT SCIENCE BUILDING - PHASE 2

SUCF Project No. 161026-00

236 Tower Road
Ithaca, NY 14853

Cornell CALS College of Agriculture and Life Sciences

SUNY State University Construction Fund

Ellenzweig Architecture | Planning	230 Congress Street Boston, MA 02110 T 617 491-5575
Ryan Biggs Clark Davis Structural Engineers	257 Ushers Road Clifton Park, NY 12065 T 518 406-5506
Salas O'Brien Consulting & Engineering Group of NY, Inc. Mechanical Engineers	300 Trolley Blvd. Rochester, NY 14606 T 585 288-5590
Jade Stone Engineering Electrical Engineers	444 Vanduzee St. Watertown, NY 13601 T 315 836 4062
Watson Engineering Plumbing	4500 State Route 434 Apalachin, NY 13732 T 607 223-4334
DM Engineers Fire Protection Engineers	1007 Yonkers Ave Yonkers, NY 10704 T 929 333-2339
Bell & Spina Building Envelope	215 Wyoming Street S Syracuse, NY 13204 T 315 488-0377
Environ. Design & Research Historic Preservation, Landscape, Civil Engineering	217 Montgomery St, Suite 1000 Syracuse, NY 13202 T 315 471-0688
Schuler Shook Lighting Design	240 W 40th Street, 2nd Floor New York, NY 10018 T 212 439-5650
D2D Green Design Sustainability PH2	10 Hallenbeck Hill East Greenbush, NY 12061 T 518 729-2967
Shen Milsom & Wilke Acoustics, IT, AV, Security	417 Fifth Avenue New York, NY 10016 T 212 725-6800
Watts Architects & Engineers Asbestos, Haz Mat	95 Perry Street, Suite 300 Buffalo, NY 14203 T 716 206-5122
Hastings Consulting Building Code	142 Hanlon Rd Holliston, MA 01746 T 508 397-8417
Ellana Cost Consulting	32 Broadway, Suite 801 New York, NY 10004 T 212971-0936

Notes:

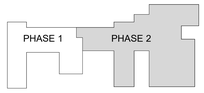

Keyplan

Job Number 31909.00
Drawing By RMS
Checked By JLD
Filename
Date August 31, 2026

Revisions

STRUCTURAL NOTES CONT - PHASE 2

STATE OF NEW YORK
JOHN L. GIZZI
LICENSED PROFESSIONAL ENGINEER

EXPIRATION DATE: SEPTEMBER 30, 2027
CERTIFICATE OF AUTHORIZATION #: 0023272

BID DOCUMENTS
Scale: As indicated

S0.3

2024 Ellenzweig ©

10/8/2026 11:36:52 AM

Autodesk Docs://31909 SUCF Cornell Plant Sciences/31909_Cornell_PS9_STRUCT_R23.rvt

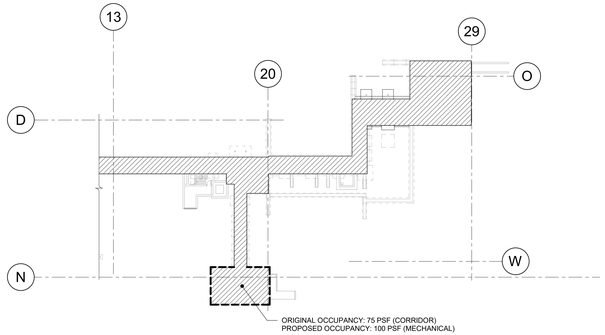

1 S0.4 LIVE LOAD PLAN - TUNNEL
1" = 40'-0"

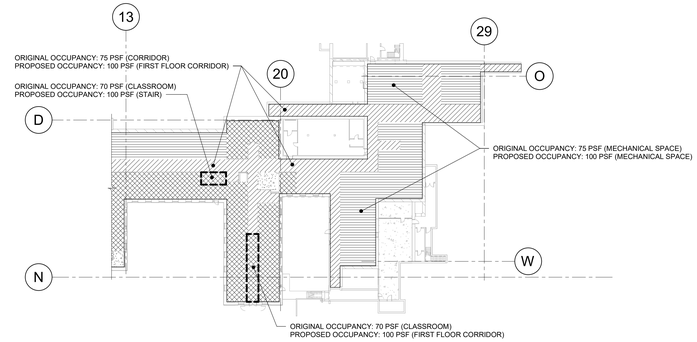

2 S0.4 LIVE LOAD PLAN - GROUND FLOOR
1" = 40'-0"

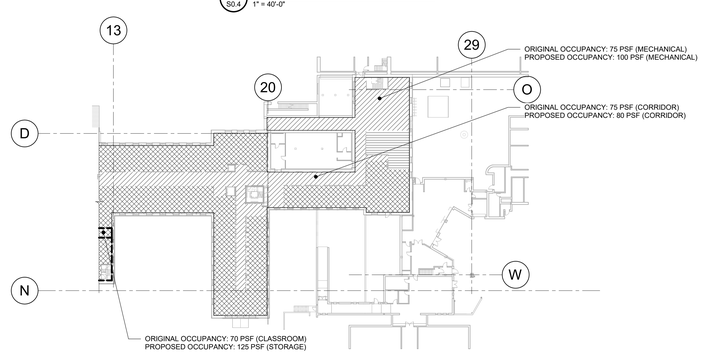

3 S0.4 LIVE LOAD PLAN - FIRST FLOOR
1" = 40'-0"

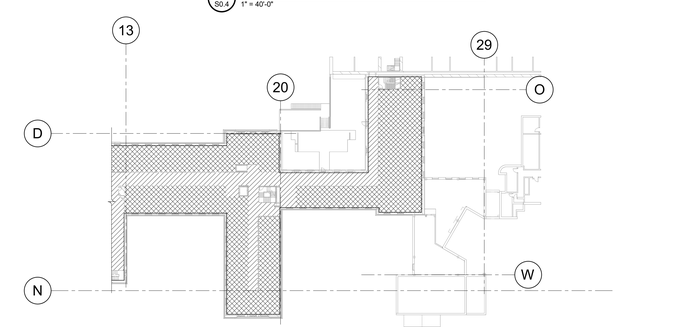

4 S0.4 LIVE LOAD PLAN - SECOND FLOOR
1" = 40'-0"

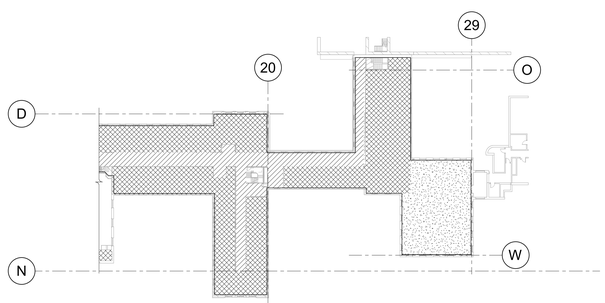

5 S0.4 LIVE LOAD PLAN - THIRD FLOOR
1" = 40'-0"

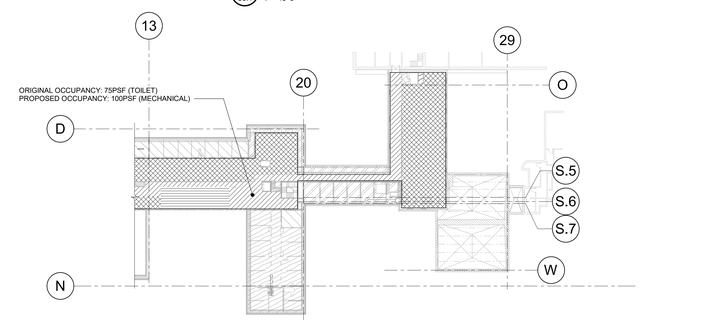

6 S0.4 LIVE LOAD PLAN - FOURTH FLOOR
1" = 40'-0"

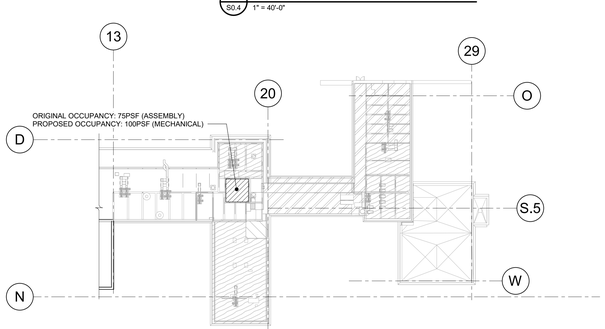

7 S0.4 LIVE LOAD PLAN - PENTHOUSE
1" = 40'-0"

EXISTING LIVE LOAD CAPACITIES KEY (AS LISTED ON EXISTING DRAWINGS)		
CLASSROOMS:	70 PSF	
ASSEMBLY:	75 PSF	
CORRIDORS:	75 PSF	
STAIRS:	100 PSF	
STORAGE:	120 PSF	

NOTE:
EXISTING FRAMING WAS ANALYZED FOR CODE COMPLIANCE ONLY IN AREAS WHERE NEW LIVE LOAD EXCEEDS LISTED DESIGN LIVE LOADS ON EXISTING DRAWINGS.

RENOVATE PLANT SCIENCE BUILDING - PHASE 2
SUCF Project No. 161026-00

236 Tower Road
Ithaca, NY 14853

Cornell CALS College of Agriculture and Life Sciences

SUNY State University Construction Fund

Ellenzweig Architecture | Planning	230 Congress Street Boston, MA 02110 T 617 491-5575
Ryan Biggs Clark Davis Structural Engineers	257 Ushers Road Clifton Park, NY 12065 T 518 406-5506
Salas O'Brien Consulting & Engineering Group of NY, Inc. Mechanical Engineers	300 Trolley Blvd. Rochester, NY 14606 T 585 288-5590
Jade Stone Engineering Electrical Engineers	444 Vanduzee St. Watertown, NY 13601 T 315 836 4062
Watson Engineering Plumbing	4500 State Route 434 Apalachin, NY 13732 T 607 223-4334
DM Engineers Fire Protection Engineers	1007 Yonkers Ave Yonkers, NY 10704 T 929 333-2339
Bell & Spina Building Envelope	215 Wyoming Street S Syracuse, NY 13204 T 315 488-0377
Environ. Design & Research Historic Preservation, Landscape, Civil Engineering	217 Montgomery St, Suite 1000 Syracuse, NY 13202 T 315 471-0688
Schuler Shook Lighting Design	240 W 40th Street, 2nd Floor New York, NY 10018 T 212 439-5650
D2D Green Design Sustainability PH2	10 Hallenbeck Hill East Greenbush, NY 12061 T 518 729-2967
Shen Milsom & Wilke Acoustics, IT, AV, Security	417 Fifth Avenue New York, NY 10016 T 212 725-6800
Watts Architects & Engineers Asbestos, Haz Mat	95 Perry Street, Suite 300 Buffalo, NY 14203 T 716 206-5122
Hastings Consulting Building Code	142 Hanlon Rd Holliston, MA 01746 T 508 397-8417
Ellana Cost Consulting	32 Broadway, Suite 801 New York, NY 10004 T 212971-0936

Notes:

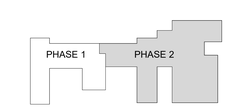

Keyplan

Job Number	31909.00
Drawing By	RMS
Checked By	JLD
Filename	
Date	August 31, 2026

Revisions

LIVE LOAD PLANS - PHASE 2

STATE OF NEW YORK
JOHN L. DAGER
LICENSED PROFESSIONAL ENGINEER

EXPIRATION DATE: SEPTEMBER 30, 2027
CERTIFICATE OF AUTHORIZATION #: 0022072

BID DOCUMENTS
Scale: As indicated

S0.4

2024 Ellenzweig ©

10/8/2026 11:36:57 AM
Autodesk Docs://31909 SUCF Cornell Plant Science/31909_Cornell_PSB_STRUCT_R23.rvt

SCHEDULE OF SPECIAL INSPECTIONS FOR BUILDING STRUCTURES

THE STATEMENT OF SPECIAL INSPECTIONS CONSISTS OF THIS SCHEDULE OF SPECIAL INSPECTIONS AND SPECIFICATION SECTION 014533. These DOCUMENTS MUST BE SUBMITTED FOR APPROVAL TO THE OWNER AND CODE ENFORCEMENT OFFICIAL AS A CONDITION OF OBTAINING A BUILDING PERMIT. THE AGENT WHO WILL BE PERFORMING SPECIAL INSPECTIONS HAVE NOT YET BEEN RETAINED BY THE OWNER. THE NAMES AND QUALIFICATIONS OF THE AGENTS MUST BE SUBMITTED TO THE CODE ENFORCEMENT OFFICIAL AND REGISTERED DESIGN PROFESSIONAL PRIOR TO COMMENCEMENT OF CONSTRUCTION.

INSPECTION AGENTS
1. SPECIAL INSPECTOR, P.E.
2. GEOTECHNICAL ENGINEERING/INSPECTOR
3. TESTING/INSPECTING AGENCY
4. TESTING/INSPECTING AGENCY

THE OWNER OR THE OWNER'S REPRESENTATIVE SHALL RETAIN A SPECIAL INSPECTOR WHO WILL PERFORM INSPECTIONS AND TESTING AND/OR OVERSEE THE WORK OF AN INSPECTION AND TESTING AGENCY. THE SPECIAL INSPECTOR SHALL BE A PROFESSIONAL ENGINEER EXPERIENCED IN THE DESIGN OF BUILDINGS AND REGISTERED IN THE STATE OF NEW YORK **(OR OTHER STATE).**

THE CONTRACTOR OR SUBCONTRACTOR PERFORMING THE WORK CANNOT RETAIN THE SPECIAL INSPECTOR. ANY CONFLICT OF INTEREST MUST BE DISCLOSED TO THE CODE ENFORCEMENT OFFICIAL PRIOR TO COMMENCING CONSTRUCTION.

THE NAMES AND QUALIFICATIONS OF AGENTS MUST BE SUBMITTED TO THE CODE ENFORCEMENT OFFICIAL AND REGISTERED DESIGN PROFESSIONAL PRIOR TO COMMENCING CONSTRUCTION. THE QUALIFICATIONS OF ALL PERSONNEL PERFORMING INSPECTION AND TESING ACTIVITIES ARE SUBJECT TO APPROVAL BY THE CODE ENFORCEMENT OFFICIAL. MINIMUM QUALIFICATIONS OF THE TESTING AGENTS ARE INDICATED IN THE SCHEDULE.

KEY OF MINIMUM QUALIFICATIONS OF INSPECTION AGENTS (MQIA)	
PE	NEW YORK STATE REGISTERED PROFESSIONAL ENGINEER
RDP	NEW YORK STATE REGISTERED DESIGN PROFESSIONAL
EIT	ENGINEER IN TRAINING SUPERVISED BY A PE – INTERN ENGINEER
ACI-CCI	AMERICAN CONCRETE INSTITUTE CERTIFIED CONCRETE CONSTRUCTION INSPECTOR
ACI-CFTT	AMERICAN CONCRETE INSTITUTE CERTIFIED CONCRETE FIELD TESTING TECHNICIAN – GRADE 1.
ICC-RCSI	ICC REINFORCED CONCRETE SPECIAL INSPECTOR
ICC-RCC	ICC REINFORCED CONCRETE CERTIFICATION
ICC-SMC	ICC STRUCTURAL MASONRY CERTIFICATION
ICC-SSWC	ICC STRUCTURAL STEEL AND WELDING CERTIFICATION
AWS-CWI	AMERICAN WELDING SOCIETY CERTIFIED WELDING INSPECTOR
ICC-SAFC	ICC SPRAY-APPLIED FIREPROOFING CERTIFICATION
ASNT	AMERICAN SOCIETY OF NON-DESTRUCTIVE TESTING – LEVEL II OR III
ICC-PCC	ICC PRESTRESSED CONCRETE CERTIFICATION

CATEGORY	MINIMUM QUALIFICATIONS OF INSPECTION AGENTS (MQIA)
A. REINFORCED CONCRETE	1. CURRENT ICC REINFORCED CONCRETE SPECIAL INSPECTOR OR ACI CONCRETE CONSTRUCTION INSPECTOR 2. CONCRETE FIELD TESTING CAN BE BY AN ACI CONCRETE FIELD TESTING TECHNICAL WITH GRADE 1 CERTIFICATION 3. INTERN ENGINEER WITH RELEVANT EXPERIENCE 4. NEW YORK STATE REGISTERED PROFESSIONAL ENGINEER (PE) WITH RELEVANT EXPERIENCE
B. PRE-STRESSED CONCRETE	1. CURRENT ICC REINFORCED CONCRETE CERTIFICATION AND ACI CONCRETE FIELD TESTING TECHNICAL WITH GRADE 1 CERTIFICATION PLUS ONE YEAR OF RELEVANT EXPERIENCE 2. INTERN ENGINEER WITH RELEVANT EXPERIENCE 3. PE WITH RELEVANT EXPERIENCE
C. POST-TENSIONED CONCRETE	1. CURRENT POST-TENSIONING INSTITUTE (PTI) CERTIFICATION 2. INTERN ENGINEER WITH RELEVANT EXPERIENCE 3. PE WITH RELEVANT EXPERIENCE
D. WELDING	1. CURRENT AWS CERTIFIED WELDING INSPECTOR 2. CURRENT ICC STRUCTURAL STEEL AND WELDING CERTIFICATE PLUS ONE YEAR OF RELEVANT EXPERIENCE 3. CURRENT LEVEL II CERTIFICATION FROM THE AMERICAN SOCIETY FOR NON-DESTRUCTIVE TESTING (NDT) 4. CURRENT LEVEL III PROVIDED PREVIOUSLY CERTIFIED AS NDT LEVEL II.
E. HIGH-STRENGTH BOLTING AND STEEL FRAME INSPECTION	1. CURRENT ICC STRUCTURAL STEEL AND WELDING CERTIFICATE PLUS ONE YEAR OF RELEVANT EXPERIENCE 2. INTERN ENGINEER WITH RELEVANT EXPERIENCE 3. PE WITH RELEVANT EXPERIENCE
F. MASONRY	1. CURRENT ICC STRUCTURAL MASONRY AND ONE YEAR OF RELEVANT EXPERIENCE 2. INTERN ENGINEER WITH RELEVANT EXPERIENCE 3. RDP OR PE WITH RELEVANT EXPERIENCE
G. SPRAYED FIRE-RESISTANT MATERIALS	1. CURRENT ICC SPRAY-APPLIED FIREPROOFING CERTIFICATION AND ONE YEAR OF RELEVANT EXPERIENCE 2. INTERN ENGINEER WITH RELEVANT EXPERIENCE 3. RDP WITH RELEVANT EXPERIENCE
H. EXCAVATION AND FILLING VERIFICATION OF SOILS PILES AND DRILLED PIERS MODULAR RETAINING WALLS	1. CURRENT LEVEL II CERTIFICATION IN GEOTECHNICAL ENGINEERING TECHNOLOGY/CONSTRUCTION FROM THE NATIONAL INSTITUTE FOR CERTIFICATION IN ENGINEERING TECHNOLOGIES (NICET) 2. INTERN ENGINEER WITH RELEVANT EXPERIENCE 3. PE WITH RELEVANT EXPERIENCE
I. INSPECTION OF FABRICATORS	1. PRECAST: CURRENT ICC REINFORCED CONCRETE CERTIFICATION PLUS ONE YEAR OF RELEVANT EXPERIENCE 2. BAR JOISTS: SEE WELDING REQUIREMENTS 3. METAL BUILDINGS: SEE WELDING REQUIREMENTS 4. STRUCTURAL STEEL: SEE WELDING REQUIREMENTS
J. EXTERIOR AND INTERIOR ARCHITECTURAL WALL	1. INTERN ENGINEER WITH RELEVANT EXPERIENCE 2. RDP WITH RELEVANT EXPERIENCE
K. EXTERIOR INSULATION AND FINISH SYSTEM	1. INTERN ENGINEER WITH RELEVANT EXPERIENCE 2. RDP WITH RELEVANT EXPERIENCE
L. SMOKE CONTROL	1. EXPERTISE IN FIRE PROTECTION ENGINEERING, MECHANICAL ENGINEERING, AND CERTIFIED AS AN AIR BALANCER 2. THE RDP RESPONSIBLE FOR DESIGN
M. SEISMIC RESISTANCE	1. SEE APPLICABLE CATEGORIES IN THIS TABLE
N. GENERAL	1. QUALIFIED PERSON WITH ONE YEAR OF RELEVANT EXPERIENCE 2. INTERN ENGINEER WITH RELEVANT EXPERIENCE 3. RDP OR PE WITH RELEVANT EXPERIENCE

CONCRETE CONSTRUCTION (BCNYS TABLE 1705.3)

✓	TYPE	MQIA	CONT.	PERIODIC	REFERENCED STANDARD
✓	INSPECT REINFORCEMENT, INCLUDING PRESTRESSING TENDONS, AND VERIFY PLACEMENT IN:	A.1, A.3, B.1, B.2, C.1, C.2, M.1			ACI 318 Ch.20, 25.2, 25.3, 26.6.1 - 26.6.3 BCNYS SECTION 1908.4
✓	A. FOOTINGS, FOUNDATIONS WALLS, AND PIERS.			X 50%	
	B. RETAINING WALLS.			X 75%	
✓	C. SLABS ON GRADE.			X 50%	
✓	D. SLABS ON DECK.			X 50%	
	E. CONCRETE BEAMS, COLUMNS, AND GRADE BEAMS.			X 75%	
	F. STRUCTURAL SLABS.			X 100%	
	G. SHEAR WALLS.			X 100%	
✓	INSPECT REINFORCING BAR WELDING:	D.1, D.2, M.1			
✓	A. VERIFY WELDABILITY OF REINFORCING BARS OTHER THAN ASTM A706.			X	AWS D1.4
✓	B. INSPECT SINGLE-PASS FILLET WELDS.			X 100%	ACI 318:26.6.4
✓	C. INSPECT ALL OTHER WELDS.		X		
✓	INSPECT ANCHORS CAST IN CONCRETE PRIOR TO CONCRETE PLACEMENT.	A.1, A.3, A.4		X 50%	ACI 318:17.8.2
✓	INSPECT ANCHORS POST-INSTALLED IN HARDENED CONCRETE MEMBERS:	E.1, E.2, E.3			BCNYS TABLE 1705.3 FOOTNOTE 'b'
✓	A. ADHESIVE ANCHORS INSTALLED IN HORIZONTALLY OR UPWARDLY INCLINED ORIENTATIONS TO RESIST SUSTAINED TENSION LOADS.		X		ACI 318: 7.8.2.4
✓	B. MECHANICAL AND ADHESIVE ANCHORS NOT DEFINED IN "A".			X	ACI 318: 17.8.2
✓	VERIFY USE OF REQUIRED DESIGN MIX.	A.2		X 100%	ACI 318 Ch. 19, 26.4.3, 26.4.4 BCNYS SECTIONS 1904.1, 1904.2, 1908.2, 1908.3
✓	SAMPLE AND TEST FRESH CONCRETE AND REPORT ON THE FOLLOWING CONDITIONS AT THE TIME OF CONCRETE PLACEMENT:	A.2			ASTM C 172, ASTM C 94 ACI 318: 26.5, 26.12 BCNYS SECTION 1908.10
✓	A. **FOR EACH TRUCK,** RECORD AMBIENT AIR TEMPERATURE AND WEATHER CONDITIONS.		X		
✓	B. **FOR EACH TRUCK,** RECORD SPECIFIC LOCATIONS WHERE CONCRETE IS BEING PLACED. REFER TO COLUMN LINES, FLOOR LEVELS, ETC.		X		
✓	C. **FOR EACH TRUCK**, RECORD TIME CONCRETE IS BATCHED, TIME CONCRETE IS SAMPLED, AND TIME THE TRUCK IS EMPTY.		X		
✓	D. **FOR EACH TRUCK,** RECORD TEMPERATURE OF CONCRETE.		X		
✓	E. **FOR EACH TRUCK,** MEASURE AIR CONTENT FOR AIR-ENTRAINED AND NON AIR-ENTRAINED CONCRETE.		X		ASTM C 231, ASTM C 173
✓	F. **FOR EACH TRUCK,** PERFORM ONE SLUMP TEST. IF CONCRETE IS PUMPED, PERFORM A SECOND SLUMP TEST AT THE POINT OF DISCHARGE INTO THE STRUCTURE.		X		ASTM C 143
✓	G. **FOR EACH TRUCK,** PERFORM SLUMP FLOW AND RECORD VISIBILITY STABILITY INDEX (VSI) FOR SELF-CONSOLIDATING CONCRETE.	B.2	X		ASTM 1611C / 1611M
✓	H. **FOR EVERY 50 CUBIC YARDS AND FOR EACH TYPE OF CONCRETE,** RECORD UNIT WEIGHT.		X		ASTM C138, ASTM C567
✓	I. **FOR EVERY 50 CUBIC YARDS AND FOR EACH TYPE OF CONCRETE,** PREPARE COMPRESSIVE TEST SPECIMENS AND PERFORM COMPRESSIVE STRENGTH TESTS. REFER TO SUPPLEMENTAL NOTES FOR ADDITIONAL INFORMATION.		X		ASTM C31, ASTM C39
✓	INSPECT CONCRETE (AND SHOTCRETE) PLACEMENT FOR PROPER APPLICATION TECHNIQUES.	A.1, A.2	X		ACI 318: 26.5 BCNYS SECTIONS 1908.6, 1908.7, 1908.8
✓	VERIFY MAINTENANCE OF SPECIFIED CURING TEMPERATURE AND TECHNIQUES.	A.1, A.2		X	ACI 318: 26.5.3-26.5.5 BCNYS SECTION 1908.9
	INSPECT PRE-STRESSED / POST-TENSIONED CONCRETE FOR:	C.1, C.2, C.3			
	A. APPLICATION OF PRE-STRESSING FORCES. (POST-TENSIONING FORCES).		X		ACI 318: 26.10
	B. GROUTING OF BONDED PRE-STRESSING TENDONS.		X		
	C. PLACEMENT OF TENDONS PRIOR TO STRESSING. (JACKING)			X	
	D. TENDON ANCHORAGES.			X	
	INSPECT ERECTION OF PRECAST CONCRETE MEMBERS:	B.1, B.2, B2.3		X	ACI 318: 26.9, 26.10
	A. GROUTING OF PRECAST CONCRETE PLANK JOINTS.	A.1-A.4	X		
	B. VERIFY USE OF REQUIRED MIX DESIGN.	A.1-A.4	X		
	C. SAMPLE AND TEST GROUT IN ACCORDANCE WITH ABOVE.	A.1, A.2	X		
	D. INSPECT CONNECTIONS AND BEARING OF STRUCTURAL (AND ARCHITECTURAL) PRECAST CONCRETE MEMBERS INCLUDING WELDED CONNECTIONS.	A.1-A.4 D.1-D.3 J.1, J.2		X	
	VERIFY IN-SITU CONCRETE STRENGTH PRIOR TO STRESSING OF TENDONS IN POST-TENSIONED CONCRETE AND PRIOR TO REMOVAL OF SHORES AND FORMS FROM BEAMS AND STRUCTURAL SLABS.	A.2, C.1		X	ACI 318: 26.11.2
✓	INSPECT FORMWORK FOR SHAPE, LOCATION, AND DIMENSIONS OF CONCRETE MEMBER BEING FORMED.	A.1, A.3, A.4		X	ACI 318: 26.11.1.2(b)
✓	INSPECT AND TEST CONCRETE SLABS ON GRADE AND METAL DECK: (REFER TO SUPPLEMENTAL NOTES FOR ADDITIONAL INFORMATION)	A.1, A.2			
✓	A. FOR FLOOR FLATNESS AND LEVELNESS.			X 50%	ASTM E 1155
✓	B. FOR MOISTURE VAPOR EMISSION AND ALKALINITY. PERFORM 4 TESTS FOR EACH 2,000 SF OF FLOOR AREA AND MINIMUM OF 4 TESTS IN EACH AREA OF THE BUILDING WHERE ADHERED FLOOR FINISHES ARE BEING APPLIED.		X		ASTM F 1869 ASTM F 710

SAMPLING AND TESTING OF CONCRETE NOTES

1. SAMPLE CONCRETE AND PREPARE COMPRESSIVE TEST SPECIMENS. TAKE A SET OF SIX 6 X 12 CYLINDERS OR NINE 4 X 8 CYLINDERS. STORE UNDISTURBED IN INSULATED BOX IN A SUITABLE LOCATION AT THE SITE. DELIVER TO TESTING LABORATORY BETWEEN 16 AND 32 HOURS AFTER MAKING CYLINDERS.
2. PERFORM COMPRESSIVE TESTS; TWO 6 X 12 SPECIMENS (THREE 4 X 8 SPECIMENS) TESTED AT 7 DAYS, TWO 6 X 12 SPECIMENS (THREE 4 X 8 SPECIMENS) TESTED AT 28 DAYS, AND TWO 6 X 12 SPECIMENS (THREE 4 X 8 SPECIMENS) RETAINED FOR LATER TESTING IF REQUIRED.
3. IN COLD WEATHER OR WHENEVER STEEL ERECTION IS SCHEDULED TO COMMENCE LESS THAN 14 DAYS AFTER PLACEMENT OF SUPPORTING FOUNDATION CONCRETE, CAST ADDITIONAL SET OF FOUR 6 X 12 SPECIMENS (SIX 4 X 8 SPECIMENS) FOR EACH 50 CUBIC YARDS OR FRACTION THEREOF OF SUPPORTING FOUNDATION CONCRETE. FIELD-CURE CYLINDERS, AND TEST TWO 6 X 12 SPECIMENS (THREE 4 X 8 SPECIMENS) AT 7 DAYS, RETAINING TWO 6 X 12 SPECIMENS (THREE 4 X 8 SPECIMENS) FOR LATER TESTING IF REQUIRED. STEEL ERECTION MAY NOT BEGIN UNTIL SUPPORTING CONCRETE OBTAINS 75 PERCENT OF ITS DESIGN STRENGTH.
4. IF CONCRETE WILL BE PLACED IN SEPARATE BUILDINGS ON A GIVEN PROJECT, MAKE INDIVIDUAL COMPRESSIVE STRENGTH TEST CYLINDERS FOR EACH BUILDING.
5. PERFORM ADDITIONAL TESTING AS FOLLOWS IF REQUIRED:
   - A. TAKE ADDITIONAL SET OF CYLINDERS FOR COMPRESSIVE STRENGTH TESTING FOR EACH TRUCK IN WHICH TOTAL TIME PERIOD BETWEEN BATCHING AND COMPLETING PLACEMENT HAS EXCEEDED ACI-RECOMMENDED, 90-MINUTE-MAXIMUM TIME LIMIT. TAKE ADDITIONAL CYLINDERS WITHIN 10 MINUTES OF PLACEMENT COMPLETION.
   - B. MAKE ADDITIONAL TESTS OF IN-PLACE CONCRETE WHEN TEST RESULTS INDICATE SPECIFIED CONCRETE STRENGTHS OR OTHER CHARACTERISTICS HAVE NOT BEEN ATTAINED IN STRUCTURE.
   - C. PERFORM TESTS TO DETERMINE ADEQUACY OF CONCRETE BY CORED CYLINDERS COMPLYING WITH ASTM C 42 OR BY OTHER METHODS ACCEPTABLE TO ARCHITECT.
   - D. MAKE ADDITIONAL CYLINDERS FOR COMPRESSIVE STRENGTH TESTING IF ADDITIONAL COMPRESSIVE STRENGTH RESULTS ARE DESIRED BY THE CONTRACTOR.
   - E. CONTRACTOR SHALL REIMBURSE OWNER FOR COST OF ADDITIONAL TESTS.

FLOOR FLATNESS AND LEVELNESS AND MOISTURE VAPOR AND ALKALINITY NOTES

1. PERFORM FLOOR FLATNESS (F_F) AND LEVELNESS (F_L) TESTING OF SLABS RECEIVING A TROWEL FINISH NO LATER THAN 48 HOURS AFTER SLAB PLACEMENT.
2. EACH FLOOR/LEVEL SHALL BE DIVIDED INTO TEST SECTION AREAS. F_F AND F_L NUMBERS FOR EACH TEST SECTION AREA ARE LOCAL VALUES.
3. TEST SECTION AREAS SHALL BE MINIMUM OF 320 SQUARE FEET WITH MINIMUM BOUNDARY LENGTH OF 8 FEET FOR ANY SIDE. TESTING IS NOT TO BE PERFORMED FOR SMALLER SLAB AREAS. TEST SECTION AREAS SHALL BE MAXIMUM OF 2,000 SQUARE FEET.
4. TEST SECTION AREAS SHALL NOT CROSS SLAB CONSTRUCTION JOINTS. LOCATE TEST LINES ORTHOGONALLY OR AT 45 DEGREES TO SLAB EDGES AND NO CLOSER
5. THAN 2 FEET TO ANY EDGE OR OPENING.
6. CALCULATE OVERALL F_F AND F_L NUMBERS FOR ENTIRE FLOOR/LEVEL, CONSIDERING MEASUREMENTS FROM ALL OF TEST SECTION AREAS ON THAT FLOOR/LEVEL.
7. (F_L) TESTING IS NOT REQUIRED FOR SLABS ON METAL DECK.
8. PERFORM MOISTURE VAPOR EMISSION AND ALKALINITY TESTING AFTER BUILDING IS ENCLOSED, PRIOR TO INSTALLATION OF ADHERED FLOOR FINISHES, AND ONCE HVAC SYSTEMS ARE OPERATIONAL. TEST RESULTS MUST BE REVIEWED AND ACCEPTED BY FLOOR FINISH INSTALLER.

SPECIAL CASES: CONCRETE MAINTENANCE AND REPAIRS (BCNYS SECTION 1705.1.1)

✓	TYPE	MQIA	CONT.	PERIODIC	REFERENCED STANDARD
✓	VERIFY USE OF REQUIRED REPAIR MATERIALS.	A.2		X 100%	
✓	INSPECT REINFORCEMENT:	A.1, A.3		X 50%	ACI 318 Ch.20, 25.2, 25.3, 26.6.1 - 26.6.3
✓	INSPECT CONCRETE REPAIRS:	A.2			
✓	A. INSPECT PREPARATION OF CONCRETE SURFACES FOR PATCHING AND CRACK REPAIR.			X 100%	
✓	B. INSPECT INSTALLATION OF PATCHES AND CRACK REPAIRS.		X 50%		
✓	C. DOCUMENT QUANTITY OF REPAIRS. FOR EACH LOCATION, DOCUMENT SIZE AND TYPE (DEEP OR SHALLOW) OF REPAIR.			X 100%	
✓	D. TEST PATCHED AREAS AFTER THREE DAYS FOR SOUNDNESS AND DELAMINATION BY SOUNDING WITH A HAMMER.			X 100%	
✓	INSPECT FOR MAINTENANCE OF SPECIFIED PLACEMENT TEMPERATURE & CURING TECHNIQUES.	A.2	X 50%		
✓	PERFORM ADHESION TESTS ON COATINGS:	A.2		X	ASTM 3359 METHOD A
✓	A. PERFORM TESTS AT THREE LOCATIONS ON MOCKUP.			X	
✓	A. PERFORM ONE TEST OVER EXISTING CONCRETE AND ONE TEST OVER PATCH MATERIAL.			X	
✓	PERFORM PULL-OUT TESTS ON REINFORCEMENT AND ANCHORS EMBEDDED IN ADHESIVE.	A.2			
✓	A. TEST BY PULLING WITH A CLAW HAMMER USING THE WEIGHT OF ONE PERSON.			X 100%	

FRP COMPOSITE REINFORCING

✓		TYPE	MQIA	CONT.	PERIODIC	REFERENCED STANDARD
✓		INSPECT PREPARATIONS AND APPLICATION.				
✓	A	VERIFY FRP MATERIALS MEET APPROVED SUBMITTALS.			100% X	
✓	B	VERIFY COMPLETED SURFACE PREPERATION IN ACCORDANCE WITH MANUFACTURER'S RECOMMENDATIONS.			100% X	
✓	C	VERIFY APPLICATION OF STRIPS (NUMBER, DIRECTION, LAYERING) IN ACCORDANCE WITH SUBMITTED DRAWINGS.			100% X	
✓	D	VERIFY PROPER CURING OF COMPOSITE SYSTEM IN ACCORDANCE WITH MANUFACTURER'S RECOMMENDATIONS			100% X	
		SAMPLE AND TEST:				
✓	A	PERFORM ASTM D7522 AND D4541 IN-SITU RANDOM PULL OF TEST. MINIMUM OF (3) LOCATIONS AT UNDERSIDE OF BEAMS AND OR SLABS.		X		ACI-503R
✓	B	PERFORM LAB TENSION TESTS PER SPECIFICATIONS.		X		

MASONRY CONSTRUCTION: LEVEL 2

FOR BUILDINGS IN RISK CATEGORY I, II, OR III USING ENGINEERED DESIGN -OR- BUILDINGS IN RISK CATEGORY IV DESIGNED USING PRESCRIPTIVE OR EMPIRICAL DESIGN METHODS (BCNYS SECTION 1705.4)

✓	TYPE	MQIA	CONT.	PERIODIC	REFERENCED STANDARD
✓	VERIFY COMPLIANCE WITH THE APPROVED SUBMITTALS.	F.2, F.3		X	
✓	VERIFY COMPLIANCE OF SAMPLE PANEL/MOCKUP.			X	
✓	**AS MASONRY CONSTRUCTION BEGINS, FOR FIRST FIVE DAYS OF CONSTRUCTION AND FOR EVERY 2500 SF OF WALL AREA,** VERIFY THAT THE FOLLOWING ARE IN COMPLIANCE:	F.1-F.3			TMS 402/TMS 602 TABLE 3.1.2
✓	A. PROPORTIONS OF SITE-PREPARED MORTAR.			X	
✓	B. PLACEMENT OF MASONRY UNITS.			X	
✓	C. CONSTRUCTION OF MORTAR JOINTS.			X	
	D. GRADE AND SIZE OF PRESTRESSING TENDONS AND ANCHORAGES.			X	
✓	E. GRADE, TYPE, SIZE AND LOCATION OF REINFORCEMENT. CONNECTORS, ANCHORAGES. AND PRESTRESSING TENDONS.			X	
	F. PRESTRESSING TECHNIQUE.			X	
	G. PROPERTIES OF THIN-BED MORTAR FOR AAC MASONRY.		X (1[1] 5000 SF)	X	
✓	PRIOR TO GROUTING, VERIFY THAT THE FOLLOWING ARE IN COMPLIANCE:	F.1			
✓	A. GROUT SPACE IS CLEAN AND COMPLIANT WITH GROUT POUR HEIGHT			X	
✓	B. GRADE, TYPE, AND SIZE OF REINFORCEMENT AND ANCHOR BOLTS, AND PRESTRESSING TENDONS AND ANCHORAGES.			X	
✓	C. PLACEMENT OF REINFORCEMENT, CONNECTORS, AND PRESTRESSING TENDONS AND ANCHORAGES.			X	
	D. PROPORTIONS OF SITE-PREPARED GROUT AND PRESTRESSING GROUT FOR BONDED TENDONS.			X	
✓	E. CONSTRUCTION OF MORTAR JOINTS.			X	
✓	VERIFY DURING CONSTRUCTION:	F.1			
✓	A. SIZE AND LOCATION OF STRUCTURAL ELEMENTS.			X	
✓	B. TYPE, SIZE, AND LOCATION OF ANCHORAGE OF MASONRY TO STRUCTURAL MEMBERS, FRAMES, OR OTHER CONSTRUCTION.			X	
✓	C. WELDING OF REINFORCEMENT.		X		
✓	D. PREPARATION, CONSTRUCTION, AND PROTECTION OF MASONRY DURING COLD WEATHER (TEMPERATURE BELOW 40°F [4.4°C]) OR HOT WEATHER (TEMPERATURE ABOVE 90°F (32.2°C)).			X	
	E. APPLICATION AND MEASUREMENT OF PRESTRESSING FORCE.		X		
	F. PLACEMENT OF GROUT AND PRESTRESSING GROUT FOR BONDED TENDONS IS IN COMPLIANCE.		X		
	G. PLACEMENT OF AAC MASONRY UNITS AND CONSTRUCTION OF THIN-BED MORTAR JOINTS.		X (1[1] 5000 SF)	X	
✓	H. VERIFY SLUMP FLOW AND VISUAL STABILITY INDEX (VSI) OF SELF-CONSOLIDATING GROUT AS DELIVERED TO THE SITE.		X		ASTM C 1611
	FOR EVERY 2500 SF OF WALL, SAMPLE AND PREPARE GROUT SPECIMENS, MORTAR SPECIMENS, AND/OR PRISMS.	F.1		X	ASTM C 780, ASTM C 1019, ASTM C 1314

RENOVATE PLANT SCIENCE BUILDING - PHASE 2

SUCF Project No. 161026-00

236 Tower Road
Ithaca, NY 14853

Cornell CALS College of Agriculture and Life Sciences

SUNY State University Construction Fund

Ellenzweig
Architecture | Planning
230 Congress Street
Boston, MA 02110
T 617 491-5575

Ryan Biggs Clark Davis
Structural Engineers
257 Ushers Road
Clifton Park, NY 12065
T 518 406-5506

Salas O'Brien Consulting & Engineering Group of NY, Inc.
Mechanical Engineers
300 Trolley Blvd.
Rochester, NY 14606
T 585 288-5590

Jade Stone Engineering
Electrical Engineers
444 Vanduzee St.
Watertown, NY 13601
T 315 836 4062

Watson Engineering
Plumbing
4500 State Route 434
Apalachin, NY 13732
T 607 223-4334

DM Engineers
Fire Protection Engineers
1007 Yonkers Ave
Yonkers, NY 10704
T 929 333-2339

Bell & Spina
Building Envelope
215 Wyoming Street S
Syracuse, NY 13204
T 315 488-0377

Environ. Design & Research
Historic Preservation,
Landscape, Civil Engineering
217 Montgomery St, Suite 1000
Syracuse, NY 13202
T 315 471-6688

Schuler Shook
Lighting Design
240 W 40th Street, 2nd Floor
New York, NY 10018
T 212 439-5650

D2D Green Design
Sustainability PH2
10 Hallenbeck Hill
East Greenbush, NY 12061
T 518 729-2967

Shen Milsom & Wilke
Acoustics, IT, AV,
Security
417 Fifth Avenue
New York, NY 10016
T 212 725-6800

Watts Architects &
Engineers
Asbestos, Haz Mat
95 Perry Street, Suite 300
Buffalo, NY 14203
T 716 206-5122

Hastings Consulting
Building Code
142 Hanlon Rd
Holliston, MA 01746
T 508 397-8417

Ellana
Cost Consulting
32 Broadway, Suite 801
New York, NY 10004
T 212971-0936

Notes:

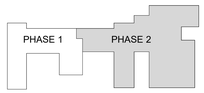

Keyplan

Job Number 31909.00
Drawing By RMS
Checked By JLD
Filename
Date August 31, 2026

Revisions

SPECIAL INSPECTION - PHASE 2

EXPIRATION DATE: SEPTEMBER 30, 2027
CERTIFICATE OF AUTHORIZATION #: 0023272

2024 Ellenzweig ©

BID DOCUMENTS
Scale:

S0.5

10/8/2026 11:36:57 AM
Autodesk Docs://31909 SUCF Cornell Plant Science/31909_Cornell_PSB_STRUCT_R23.rvt

STEEL CONSTRUCTION
(BCNYS SECTION 1705.2.1)

✓	TYPE	MQIA	CONT.	PERIODIC	REFERENCED STANDARD
✓	VERIFY STRUCTURAL STEEL MATERIALS (INCLUDING HIGH-STRENGTH BOLTS, NUTS, WASHERS, AND WELD FILLER MATERIALS) AND REVIEW MANUFACTURER'S CERTIFICATES OF COMPLIANCE:	E.1-E.3		X 100%	
✓	A. VERIFY MARKINGS CONFORM TO ASTM STANDARDS SPECIFIED IN THE APPROVED CONSTRUCTION DOCUMENTS.				
✓	B. REVIEW CERTIFIED MILL TEST REPORTS.				
✓	PERFORM MINIMUM INSPECTIONS PRIOR TO WELDING. VISUALLY INSPECT JOINT FIT-UP FOR FILLET WELDS AND PARTIAL AND COMPLETE PENETRATION GROOVE WELDS.	D.1, D.2, M.1	X		AISC 360 TABLE N5.4-1 AWS D1.1
✓	A. GENERAL		X 50%		
✓	B. TENSION MEMBERS, COLUMN SPLICES, AND MOMENT CONNECTIONS THAT ARE PART OF THE LATERAL FORCE RESISTING SYSTEM.		X 100%		
✓	VERIFY WELDER QUALIFICATIONS ARE CURRENT AND APPROPRIATE FOR JOINT TYPE, WELDING POSITION, AND WELDING PROCESS TO BE USED.	D.1, D.2, M.1		X 100%	AISC 360 TABLE N5.4-1
✓	VERIFY ACCEPTED WELD PROCEDURE SPECIFICATIONS ARE AVAILABLE ON SITE.	D.1, D.2, M.1		X 100%	AISC 360 TABLE N5.4-1
✓	PERFORM MINIMUM INSPECTIONS DURING WELDING. INSPECT EACH PASS OF MULT-PASS FILLET WELDS AND PARTIAL AND COMPLETE PENETRATION GROOVE WELDS.	D.1, D.2, M.1	X		AISC 360 TABLE N5.4-2
✓	PERFORM MINIMUM INSPECTIONS AFTER WELDING.	D.1, D.2, M.1		X 100%	AISC 360 TABLE N5.4-3
✓	PERFORM ULTRASONIC TESTING (UT) OF PARTIAL AND COMPLETE PENETRATION GROOVE WELDS AS FOLLOWS:	D.1, D.2, M.1			AISC 360 N5.5b - N5.5f ASTM E 587
✓	A. GENERAL			X 50%	
✓	B. TENSION MEMBERS, COLUMN SPLICES, AND MOMENT CONNECTIONS THAT ARE PART OF THE LATERAL FORCE RESISTING SYSTEM.			X 100%	
✓	C. COMPLETE PENETRATION GROOVE WELDS SUBJECTS TO TRANSVERSELY APPLIED TENSION LOADING IN BUTT , T, AND CORNER JOINTS IN MATERIALS 5/16 INCH THICK OR GREATER.			X 100%	
✓	PERFORM MAGNETIC PARTICLE INSPECTION OF FILLET WELDS.	D.1, D.2, M.1		X 10%	AISC 360 N5.5a ASTM E 709
✓	PERFORM MINIMUM INSPECTIONS PRIOR TO HIGH-STRENGTH BOLTING (NOT REQUIRED FOR SNUG-TIGHT JOINTS).	E.1, M.1	X		AISC 360 N6, TABLE N5.6-1
✓	A. TEST HIGH-STRENGTH BOLT ASSEMBLIES IN A TENSION MEASURING DEIVICE TO VERIFY MATERIAL CONFORMANCE PRIOR TO INSTALLATION.				AISC 360 SPECIFICATION FOR STRUCTURAL JOINTS USING HIGH-STRENGTH BOLTS, SECTION 7
✓	PERFORM MINIMUM INSPECTIONS DURING HIGH-STRENGTH BOLTING (NOT REQUIRED FOR SNUG-TIGHT JOINTS):	E.1, M.1			AISC 360 N6, TABLE N5.6-2
✓	A. TURN-OF-NUT WITH MATCH MARKING, DIRECT-TENSION-INDICATOR METHOD OR TWIST-OFF-TYPE TENSION CONTROL BOLT METHOD.			X 100%	
✓	B. CALIBRATED WRENCH METHOD, TURN-OF-NUT METHOD WITHOUT MATCHMARKING.		X		
✓	PERFORM MINIMUM INSPECTIONS AFTER HIGH-STRENGTH BOLTING. USE OF CALIBRATED WRENCH METHOD NOT PERMITTED.	E.1, M.1		X 100%	AISC 360 N6, TABLE N5.6-3
✓	INSPECT FABRICATED AND ERECTED STEEL (INCLUDING CONNECTIONS) TO VERIFY COMPLIANCE WITH THE CONSTRUCTION DOCUMENTS. INSPECT BRACES, STIFFENERS, MEMBER LOCATIONS, AND JOINT DETAILS.	E.1, E.2, E.3, M.1		X 100%	AISC 360 N5.8
✓	INSPECTED ERECTED STEEL FOR DAMAGE.	E.1, E.2, E.3, M.1		X 100%	
✓	VERIFY COLUMN FITUP AND PLUMBNESS.	E.1		X 100%	AISC 360 M4, N2.3(f)
✓	INSPECT DURING PLACEMENT OF ANCHOR RODS AND OTHER EMBEDMENTS SUPPORTING STRUCTURAL STEEL FOR COMPLIANCE WITH THE CONSTRUCTION DOCUMENTS.	A.1, A.2, A.3, A.4	X		AISC 360 N5.8
✓	PERFORM PULL-OUT TESTS ON DRILLED IN, ADHESIVE, EXPANSION, AND SLEEVE ANCHORS:	E.1			ACI 318 17.8.2
✓	A. TEST ANCHORS BY PULLING WITH A CLAW HAMMER USING THE WEIGHT OF ONE MAN.			X 100%	
✓	B. TEST EACH ANCHOR TYPE (MINIMUM OF 2) USING A HYDRAULIC JACK AND APPLYING A TENSION LOAD OF 2000lbs			X 10%	
✓	C. ADHESIVE ANCHORS INSTALLED IN HORIZONTALLY OR UPWARDLY INCLINED ORIENTATIONS TO RESIST SUSTAINED TENSION LOADS.		X		ACI 318 17.8.2.4
	INSPECT WELDING OF STEEL-HEADED STUD ANCHORS. (SHEAR CONNECTORS)	D.1, D.2, M.1			AWS D1.1, SECTION 7
	A. OBSERVE BEND TESTS.		X		SPECIFICATION 053000, PART 3
	B. INSPECT EVERY SHEAR CONNECTOR BY STRIKING ONCE WITH A 10-POUND HAMMER. DIRECTION OF HAMMER SWING SHALL BE PARALLEL WITH MEMBER SPAN. (NOT A REPLACEMENT FOR BEND TESTS)			X 100%	
✓	COUPON TESTS: OBTAIN SAMPLES OF AN EXISTING COLUMN FLANGE AND BEAM FLANGE. TEST STEEL TO DETERMINE CARBON EQUIVALENT. SUBMIT RESULTS OF TESTING TO ENGINEER. PROVIDE PREHEAT AND LOW-HYDROGEN ELECTRODES FOR VALUES BETWEEN 0.40 AND 0.55. NOTIFY ENGINEER IF VALUES EXCEED 0.55.			X ONE COLUMN AND ONE BEAM	

SHOP INSPECTION OF STRUCTURAL STEEL

1. VERIFY FABRICATOR MAINTAINS DETAILED FABRICATION AND QUALITY CONTROL PROCEDURES. REVIEW PROCEDURES FOR COMPLETENESS AND ADEQUACY RELATIVE TO CODE REQUIREMENTS.
2. IF FABRICATOR IS CERTIFIED THROUGH THE AISC QUALITY CERTIFICATION PROGRAM, SPECIAL INSPECTION OF SHOP-FABRICATED MEMBERS AND ASSEMBLIES IS ONLY REQUIRED FOR PARTIAL AND COMPLETE PENETRATION GROOVE WELDS AS FOLLOWS:
   A. 10% OF WELDS IN GENERAL.
   B. 100% OF WELDS FOR TENSION MEMBERS, COLUMN SPLICES, AND MOMENT CONNECTIONS THAT ARE PART OF THE LATERAL FORCE RESISTING SYSTEM.
3. IF FABRICATOR IS NOT CERTIFIED THROUGH THE AISC QUALITY CERTIFICATION PROGRAM, SPECIAL INSPECTION OF SHOP-FABRICATED MEMBERS AND ASSEMBLIES IS REQUIRE FOR 100 PERCENT OF PARTIAL AND COMPLETE PENETRATION GROOVE WELDS AS WELL AS 10 PERCENT OF FILLET WELDS. CONTRACTOR SHALL REIMBURSE OWNER FOR COST OF SHOP INSPECTIONS.

4 IN LIEU OF SPECIAL INSPECTION AT FABRICATOR'S SHOP, THE FABRICATOR MAY SUBMIT FOR CONSIDERATION, THE SUCF FABRICATOR'S CERTIFICATE OF COMPLIANCE FORM WITH THE SHOP DRAWINGS. IF APPROVED, THE SPECIAL INSPECTION AT FABRICATOR'S SHOP WILL BE WAIVED.

ADDITIONAL INSPECTION REQUIRED FOR NON-CONFORMING WORK

1. ADDITIONAL SPECIAL INSPECTIONS ARE REQUIRED FOR FIELD MODIFICATIONS PERFORMED BY THE CONTRACTOR AS A RESULT OF ERRORS IN SHOP DRAWINGS AND FABRICATION, OR AS A RESULT OF MISALIGNMENT OR IMPROPER ERECTION OF STRUCTURAL STEEL.
   A. PERFORM ULTRASONIC INSPECTION FOR 100 PERCENT OF PARTIAL AND COMPLETE PENETRATION WELDS.
   B. PERFORM MAGNETIC PARTICLE INSPECTION FOR 100 PERCENT OF FILLET WELDS.
   C. PERFORM PULL-OUT TESTS ON 100 PERCENT OF EACH TYPE OF ADHESIVE, EXPANSION, OR SLEEVE ANCHOR. TEST EACH ANCHOR USING A HYDRAULIC JACK AND APPLYING TENSION LOADS AS SPECIFIED IN THE SCHEDULE.
2. CONTRACTOR SHALL REIMBURSE OWNER FOR COST OF ADDITIONAL INSPECTIONS.

COLD-FORMED STEEL DECK
(BCNYS SECTION 1705.2.2)

✓	TYPE	MQIA	CONT.	PERIODIC	REFERENCED STANDARD
✓	INSPECTION OF EXECUTION TASKS PRIOR TO DECK PLACEMENT.	E.1, E.2, E.3		X	SDI QA/QC TABLE 1.1
✓	INSPECTION OF EXECUTION TASKS AFTER DECK PLACEMENT.	E.1, E.2, E.3		X	SDI QA/QC TABLE 1.2
✓	INSPECTION OF EXECUTION TASKS PRIOR TO WELDING.	D.1, D.2, M.1		X	SDI QA/QC TABLE 1.3
✓	INSPECTION OF EXECUTION TASKS DURING WELDING.	D.1, D.2, M.1	X		SDI QA/QC TABLE 1.4
✓	INSPECTION OF EXECUTION TASKS AFTER WELDING.	D.1, D.2, M.1		X	SDI QA/QC TABLE 1.5
✓	INSPECTION OF EXECUTION TASKS PRIOR TO MECHANICAL FASTENING.	E.1, E.2, E.3, M.1		X	SDI QA/QC TABLE 1.6
✓	INSPECTION OF EXECUTION TASKS DURING MECHANICAL FASTENING.	E.1, E.2, E.3, M.1	X		SDI QA/QC TABLE 1.7
✓	INSPECTION OF EXECUTION TASKS AFTER MECHANICAL FASTENING.	E.1, E.2, E.3, M.1		X	SDI QA/QC TABLE 1.8

COLD FORMED METAL FRAMING

✓	TYPE	MQIA	CONT.	PERIODIC	REFERENCED STANDARD
✓	VERIFY FABRICATOR MAINTAINS DETAILED FABRICATION AND QUALITY CONTROL PROCEDURES:	N.1-N.3			
✓	A. FOR FABRICATORS NOT PREVIOUSLY REGISTERED AND APPROVED TO PERFORM SUCH WORK WITHOUT SPECIAL INSPECTION, REVIEW QUALITY CONTROL PROCEDURES FOR COMPLETENESS AND ADEQUACY RELATIVE TO CODE REQUIREMENTS FOR FABRICATOR'S SCOPE OF WORK			X	
✓	MATERIAL VERIFICATION:	N.1-N.3			
✓	A. IDENTIFICATION MARKINGS TO CONFORM TO ASTM STANDARDS SPECIFIED IN THE APPROVED CONSTRUCTION DOCUMENTS.			X	
✓	INSPECT FRAMING (3 RANDOM TESTS FOR EACH MEMBER TYPE, SIZE, AND GAUGE) AS FOLLOWS:	N.1-N.3			
✓	A. MEMBER SIZE AND MATERIAL THICKNESS.			X	
✓	B. WEIGHT OF GALVANIZED COATING.			X	ASTM A 90
✓	INSPECT ERECTED FRAMING AND MECHANICAL CONNECTIONS:	N.1-N.3, M.1			
✓	A. INSPECT CONDITION OF ERECTED FRAMING AND CHECK FOR DAMAGE.			X 50%	
✓	B. JOINT DETAILS FOR COMPLIANCE WITH APPROVED CONSTRUCTION DOCUMENTS.			X 50%	
✓	C. CLIPS, HANGERS, HURRICANE TIES, STRAP BRACING, HOLD-DOWNS, AND MISCELLANEOUS CONNECTIONS.			X 100%	
✓	D. APPLICATION OF JOINT DETAIL AT EACH CONNECTION.			X 50%	
✓	WELDING OF COLD-FORMED METAL FRAMING.	D.1-D.4		X 50%	AWS D1.3
✓	PERFORM PULL-OUT TESTS ON DRILLED IN, ADHESIVE, EXPANSION, AND SLEEVE ANCHORS:	E.1			ACI 318 17.8.2
✓	A. TEST ANCHORS BY PULLING WITH A CLAW HAMMER USING THE WEIGHT OF ONE MAN.			X 100%	
✓	B. TEST EACH ANCHOR TYPE (MINIMUM OF 2) USING A HYDRAULIC JACK AND APPLYING A TENSION LOAD OF 500lbs			X 10%	
✓	C. ADHESIVE ANCHORS INSTALLED IN HORIZONTALLY OR UPWARDLY INCLINED ORIENTATIONS TO RESIST SUSTAINED TENSION LOADS.		X		ACI 318 17.8.2.4

DELEGATED DESIGN COMPONENTS

1. THE REQUIREMENTS OF THIS SCHEDULE APPLY TO PRE-ENGINEERED STRUCTURAL COMPONENTS INCLUDING JOISTS, PURLINS, GIRTS, ETC.

SOILS
(BCNYS SECTION 1705.6)

✓	TYPE	MQIA	CONT.	PERIODIC	REFERENCED STANDARD
✓	PERFORM INSPECTIONS AND VERIFY SITE PREPARATION:	H.2, H.3			GEOTECH REPORT, CONTRACT DOCS
✓	A. IDENTIFY SOILS REQUIRING UNDERCUTTING AND REPLACING WHILE OBSERVING PROOF ROLLING AND WHEN SUBGRADE IS EXPOSED.		X		
✓	B. VERIFY EXCAVATIONS ARE EXTENDED TO PROPER DEPTH AND HAVE REACHED PROPER MATERIAL.		X		
✓	C. VERIFY SUBGRADE BELOW SHALLOW FOUNDATIONS IS ADEQUATE TO ACHIEVE THE DESIGN BEARING CAPACITY AND HAS BEEN PROPERLY PREPARED.		X		
✓	D. VERIFY SUBGRADE BELOW SLABS ON GRADE HAS BEEN PROPERLY PREPARED.		X		
✓	E. OBSERVE PREPARATION OF SLAB ON GRADE SUBBASE PRIOR TO INSTALLATION OF VAPOR RETARDER AND/OR SLAB PLACEMENT.		X		
✓	VERIFY USE OF PROPER FILL MATERIALS AND INSTALLATION PROCEDURES PRIOR TO INSTALLATION.				GEOTECH REPORT, CONTRACT DOCS
✓	A. REVIEW AND ACCEPT FILL MATERIALS.	H.2, H.3		X	
✓	B. REVIEW AND ACCEPT BACKFILLING AND COMPACTION PROCEDURES.	H.2, H.3		X	
✓	C. PERFORM CLASSIFICATION AND TESTING OF ON-SITE FILL MATERIALS PROPOSED FOR USE IN THE PROJECT.	H.1		X	
✓	VERIFY USE OF PROPER FILL MATERIALS AND LIFT THICKNESSES FOR EACH APPLICATION DURING PLACEMENT AND COMPACTION OF FILL. INSPECT EACH AREA OF SUBGRADE AND LIFT OF FILL BEFORE FURTHER BACKFILL OR CONSTRUCTION WORK IS PERFORMED.	H.1, H.2, H.3	X		GEOTECH REPORT, CONTRACT DOCS
✓	PERFORM FIELD DENSITY TESTING OF COMPACTED FILL MATERIALS:	H.1, H.2, H.3	X		GEOTECH REPORT, CONTRACT DOCS, ASTM D6938
✓	A. FOOTING SUBGRADE: ONE TEST FOR EACH SPREAD FOOTING AND EACH 20-FOOT LENGTH OF STRIP FOOTING.				
✓	B. SLAB SUBGRADE AND SUBBASE: ONE TEST FOR EACH 2000 SF OF SLAB-ON-GRADE, BUT NOT LESS THAN 4 TESTS.				
✓	C. BACKFILL: ONE TEST OF EACH LIFT OF FOR EACH 2000 SF OF BUILDING AREA, BUT NOT LESS THAN 4 TESTS.				
✓	PERFORM MOISTURE CONTENT TESTING OF SLAB SUBBASE.	H.1, H.2, H.3	X		GEOTECH REPORT, CONTRACT DOCS, ASTM D6938

SOIL INSPECTION NOTE

1. SPECIAL INSPECTION OF SOILS CAN BE PERFORMED BY QUALIFIED INDIVIDUALS INCLUDING THE GEOTECHNICAL ENGINEER OF RECORD (GEOR) OR OTHER LICENSED GEOTECHNICAL ENGINEER.

SPRAY APPLIED FIRE-RESISTANT MATERIALS
(SECTION 1705.14)

✓	TYPE	MQIA	CONT.	PERIODIC	REFERENCED STANDARD
✓	VERIFY SURFACE PREPARATION IN ACCORDANCE WITH MANUFACTURER'S WRITTEN INSTRUCTIONS.	G.1, G.2, G.3			BCNYS SECTION 1705.14.2
✓	VERIFY TEMPERATURE AND AREA VENTILATION BEFORE AND AFTER APPLICATION IN ACCORDANCE WITH MANUFACTURER'S WRITTEN INSTRUCTIONS.	G.1, G.2, G.3			BCNYS SECTION 1705.14.3
✓	VERIFY THICKNESS OF SPRAYED FIRE-RESISTANT MATERIALS:	G.1, G.2, G.3			ASTM E605, BCNYS SECTION 1705.14.4
✓	A. MINIMUM OF 4 MEASUREMENTS PER 1000 SF OF FLOOR, ROOF, AND WALL AREA, OR PART THEREOF AT EACH STORY.				
✓	B. MINIMUM OF 25% OF STRUCTURAL MEMBERS AT EACH STORY.				
✓	VERIFY DENSITY OF SPRAYED FIRE-RESISTANT MATERIALS:	G.1, G.2, G.3			ASTM E605, BCNYS SECTION 1705.14.5
✓	A. MINIMUM OF ONE SAMPLE PER 2500 SF OF FLOOR, ROOF, AND WALL AREA, OR PART THEREOF AT EACH STORY.				
✓	B. MINIMUM ONE SAMPLE FROM EACH TYPE OF STRUCTURAL FRAMING MEMBER PER 2500 SF OF FLOOR AREA OR PART THEREOF AT EACH STORY.				
✓	VERIFY COHESIVE/ADHESIVE BOND STRENGTH OF SPRAYED FIRE-RESISTANT MATERIALS:	G.1, G.2, G.3			ASTM E736, BCNYS SECTION 1705.14.6
✓	A. MINIMUM OF ONE SAMPLE PER 2500 SF OF FLOOR, ROOF, AND WALL AREA, OR PART THEREOF AT EACH STORY.				
✓	B. MINIMUM ONE SAMPLE FROM EACH TYPE OF STRUCTURAL FRAMING MEMBER PER 2500 SF OF FLOOR AREA OR PART THEREOF AT EACH STORY.				
✓	C. BOND TESTS TO QUALIFY A PRIMER, PAINT, OR ENCAPSULANT WHEN ACCEPTABLE BOND STRENGTH PERFORMANCE BETWEEN THESE COATING AND FIRE-RESISTANT MATERIAL HAS NOT BEEN DETERMINED.				
✓	CONDITION OF FINISHED APPLICATION.	G.1, G.2, G.3			BCNYS SECTION 1705.14.1

MASTIC AND INTUMESCENT FIRE-RESISTANT COATINGS
(BCNYS SECTION 1705.15)

✓	TYPE	MQIA	CONT.	PERIODIC	REFERENCED STANDARD
✓	VERIFY SURFACE PREPARATION, APPLICATION, AND THICKNESS IN ACCORDANCE WITH A MANUFACTURER'S WRITTEN INSTRUCTIONS WHEN APPLIED TO STRUCTURAL ELEMENTS AND DECKS.	G.1, G.2, G.3		X	AWCI 12-B

FIRE-RESISTANT PENETRATIONS AND JOINTS
(BCNYS SECTION 1705.17)

✓	TYPE	MQIA	CONT.	PERIODIC	REFERENCED STANDARD
✓	FOR HIGH-RISE BUILDINGS OR RISK CATEGORY III OR IV BUILDINGS INSPECT THROUGH-PENETRATIONS AND MEMBRANE PENETRATION FIRESTOPS.	N.1			ASTM E2174, ASTM E814, UL 1479, BCNYS SECTIONS 714.3.1.2, 714.4.2
✓	FOR HIGH-RISE BUILDINGS OR RISK CATEGORY III OR IV BUILDINGS INSPECT FIRE-RESISTANT JOINT SYSTEMS AND PERIMETER FIRE BARRIER SYSTEMS.	N.1			ASTM E2393, ASTM E1966, UL 2079, ASTM E2307, ASTM E119 BCNYS SECTIONS 715.3, 715.4

RENOVATE PLANT SCIENCE BUILDING - PHASE 2

SUCF Project No. 161026-00

236 Tower Road
Ithaca, NY 14853

Cornell CALS College of Agriculture and Life Sciences

SUNY State University Construction Fund

Ellenzweig
Architecture | Planning
230 Congress Street
Boston, MA 02110
T 617 491-5575

Ryan Biggs Clark Davis
Structural Engineers
257 Ushers Road
Clifton Park, NY 12065
T 518 406-5506

Salas O'Brien Consulting & Engineering Group of NY, Inc.
Mechanical Engineers
300 Trolley Blvd.
Rochester, NY 14606
T 585 288-5590

Jade Stone Engineering
Electrical Engineers
444 Vanduzee St.
Watertown, NY 13601
T 315 836 4062

Watson Engineering
Plumbing
4500 State Route 434
Apalachin, NY 13732
T 607 223-4334

DM Engineers
Fire Protection Engineers
1007 Yonkers Ave
Yonkers, NY 10704
T 929 333-2339

Bell & Spina
Building Envelope
215 Wyoming Street S
Syracuse, NY 13204
T 315 488-0377

Environ. Design & Research
Historic Preservation, Landscape, Civil Engineering
217 Montgomery St, Suite 1000
Syracuse, NY 13202
T 315 471-0688

Schuler Shook
Lighting Design
240 W 40th Street, 2nd Floor
New York, NY 10018
T 212 439-5650

D2D Green Design
Sustainability PH2
10 Hallenbeck Hill
East Greenbush, NY 12061
T 518 729-2967

Shen Milsom & Wilke
Acoustics, IT, AV, Security
417 Fifth Avenue
New York, NY 10016
T 212 725-6800

Watts Architects & Engineers
Asbestos, Haz Mat
95 Perry Street, Suite 300
Buffalo, NY 14203
T 716 206-5122

Hastings Consulting
Building Code
142 Hanlon Rd
Holliston, MA 01746
T 508 397-8417

Ellana
Cost Consulting
32 Broadway, Suite 801
New York, NY 10004
T 212971-0936

Notes:

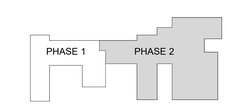

Keyplan

Job Number 31909.00
Drawing By RMS
Checked By JLD
Filename
Date August 31, 2026

Revisions

SPECIAL INSPECTION CONT - PHASE 2

STATE OF NEW YORK

EXPIRATION DATE: SEPTEMBER 30, 2027
CERTIFICATE OF AUTHORIZATION #: 0023272

2024 Ellenzweig ©

BID DOCUMENTS
Scale:

S0.6

Autodesk Docs://31909 SUCF Cornell Plant Science/31909_Cornell_PSB_STRUCT_R23.rvt
10/8/2026 11:36:58 AM

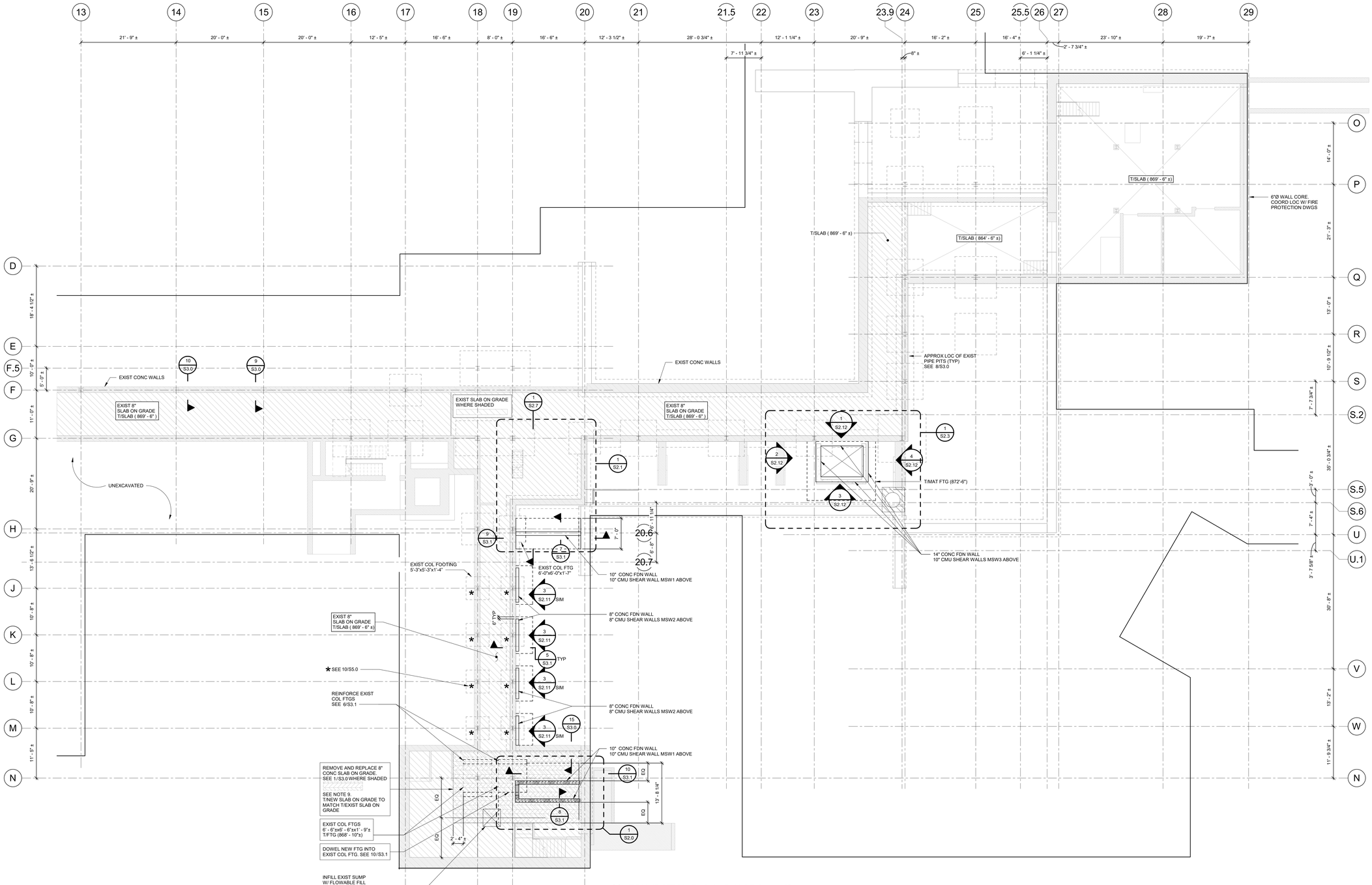

1 FOUNDATION PLAN - PHASE 2

S1.00 SCALE: 1/8" = 1'-0"

FOUNDATION PLAN NOTES:

1. T/SLAB ELEVATION (869' - 6"±) TYPICAL UNLESS NOTED OTHERWISE.
2. DRILL AND ADHESIVE ANCHOR WALL AND FOOTING REINFORCING 6" INTO EXISTING FOUNDATIONS (TYPICAL UNLESS NOTED OTHERWISE.) FOR ALL LOCATIONS WHERE NEW FOUNDATIONS INTERFACE WITH EXISTING.
3. CORE OPENINGS THROUGH EXISTING WALLS AND SLABS AT PIPING AND CONDUIT; COORDINATE SIZES, QUANTITIES, AND LOCATIONS WITH MECHANICAL, ELECTRICAL, AND PLUMBING DRAWINGS. NOT ALL LOCATIONS ARE SHOWN ON THE STRUCTURAL DRAWINGS. LOCATE REINFORCEMENT PRIOR TO CORING. DO NOT CUT REINFORCEMENT.
4. SEE S0.1 FOR ADDITIONAL NOTES.
5. - INDICATES REMOVAL OF EXISTING SLAB ON GRADE AND INFILL WITH SLAB ON GRADE - THICKNESS TO MATCH EXISTING (MINIMUM 5" THICK).
6. T/EXISTING FOOTING ELEVATION (868' - 10"±), TYPICAL UNLESS NOTED OTHERWISE.
7. SEE S3.0 FOR TYPICAL FOUNDATION DETAILS.
8. SEE 2/S3.0 FOR SLAB REMOVAL AND INFILL AT PIPING.
9. DEWATER AT AREAS OF SLAB REMOVAL AS REQUIRED TO ALLOW FOR NEW FOOTING, WATERPROOFING, AND SLAB INSTALLATION.

SEE PLAN DETAILS AND SECTIONS FOR REQUIRED STRUCTURE PRIOR TO PERFORMING REMOVALS

GENERAL ASBESTOS AWARENESS NOTES

1. ALL TRADES SHALL BE AWARE OF ASBESTOS-CONTAINING MATERIALS (ACM) THAT EXIST WITHIN THE PROJECT LIMITS SO THEY ARE NOT UNINTENTIONALLY DISTURBED. ALL WORK THAT DISTURBS ACM IS CONSIDERED ASBESTOS ABATEMENT, WHICH IS COVERED UNDER SECTION 028213 ASBESTOS ABATEMENT. REFER TO THE HM SERIES DRAWINGS AND PRE-RENOVATION SURVEY REPORT BOUND IN THE PROJECT MANUAL FOR MORE INFORMATION ON IDENTIFIED ACM.

GENERAL LEAD AWARENESS NOTES

1. LEAD BASED PAINT (LBP) AND ELEMENTAL LEAD HAVE BEEN IDENTIFIED WITHIN THE PROJECT LIMITS. ALL TRADES ARE REQUIRED TO COMPLY WITH OSHA 29 CFR 1926.62: LEAD EXPOSURE IN CONSTRUCTION; INTERIM FINAL RULE FOR ALL ACTIVITIES DURING WHICH AN EMPLOYEE MAY BE OCCUPATIONALLY EXPOSED TO LEAD. REFER TO SECTION 028313 LEAD REMEDIATION, THE HM SERIES DRAWINGS AND THE PRE-RENOVATION SURVEY REPORT BOUND IN THE PROJECT MANUAL FOR MORE INFORMATION ON IDENTIFIED LBP.
2. ELEMENTAL LEAD AND LEAD-BASED METAL COMPONENTS THAT ARE REMOVED AS PART OFF THE PROJECT ARE TO E RECYCLED. DO NOT DISPOSE OFF LEAD BASED METALS WITH THE CONSTRUCTION AND DEMOLITION DERIS WASTE STREAM.

FOUNDATION LEGEND

LO / HI	- INDICATES FOOTING STEP LOCATION AND T/FOOTING ELEVATION. SEE DETAIL 7/S3.0 .
	- INDICATES SLAB STEP LOCATION.
	- INDICATES SLAB OVERPOURS WALL. T/WALL IS 8 INCHES BELOW T/SLAB TYPICAL, UNLESS NOTED OTHERWISE. SEE FOUNDATION DETAILS AND COORDINATE WITH ARCHITECTURAL DRAWINGS.

RENOVATE PLANT SCIENCE BUILDING - PHASE 2

SUCF Project No. 161026-00

236 Tower Road
Ithaca, NY 14853

Cornell CALS College of Agriculture and Life Sciences

SUNY State University Construction Fund

Ellenzweig Architecture | Planning	230 Congress Street Boston, MA 02110 T 617 491-5575
Ryan Biggs Clark Davis Structural Engineers	257 Ushers Road Clifton Park, NY 12065 T 518 406-5506
Salas O'Brien Consulting & Engineering Group of NY, Inc. Mechanical Engineers	300 Trolley Blvd. Rochester, NY 14606 T 585 288-5590
Jade Stone Engineering Electrical Engineers	444 Vanduzee St. Watertown, NY 13601 T 315 836 4062
Watson Engineering Plumbing	4500 State Route 434 Apalachin, NY 13732 T 607 223-4334
DM Engineers Fire Protection Engineers	1007 Yonkers Ave Yonkers, NY 10704 T 929 333-2339
Bell & Spina Building Envelope	215 Wyoming Street S Syracuse, NY 13204 T 315 488-0377
Environ. Design & Research Historic Preservation, Landscape, Civil Engineering	217 Montgomery St, Suite 1000 Syracuse, NY 13202 T 315 471-0688
Schuler Shook Lighting Design	240 W 40th Street, 2nd Floor New York, NY 10018 T 212 439-5650
D2D Green Design Sustainability PH2	10 Hallenbeck Hill East Greenbush, NY 12061 T 518 729-2967
Shen Milsom & Wilke Acoustics, IT, AV, Security	417 Fifth Avenue New York, NY 10016 T 212 725-6800
Watts Architects & Engineers Asbestos, Haz Mat	95 Perry Street, Suite 300 Buffalo, NY 14203 T 716 206-5122
Hastings Consulting Building Code	142 Hanlon Rd Holliston, MA 01746 T 508 397-8417
Ellana Cost Consulting	32 Broadway, Suite 801 New York, NY 10004 T 212971-0936

Notes:

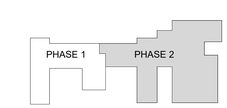

Keyplan

Job Number	31909.00
Drawing By	RMS
Checked By	JLD
Filename	
Date	August 31, 2026

Revisions

STRUCTURAL-FOUNDATION PLAN - PHASE 2

STATE OF NEW YORK · JOSEPH L. DAVIS · LICENSED PROFESSIONAL ENGINEER

EXPIRATION DATE: SEPTEMBER 30, 2027
CERTIFICATE OF AUTHORIZATION #: 0023272

BID DOCUMENTS
Scale: As indicated

S1.00

2024 Ellenzweig ©

10/8/2026 11:56:58 AM

Autodesk Docs://31909 SUCF Cornell Plant Science/31909_Cornell_PSB_STRUCT_R23.rvt

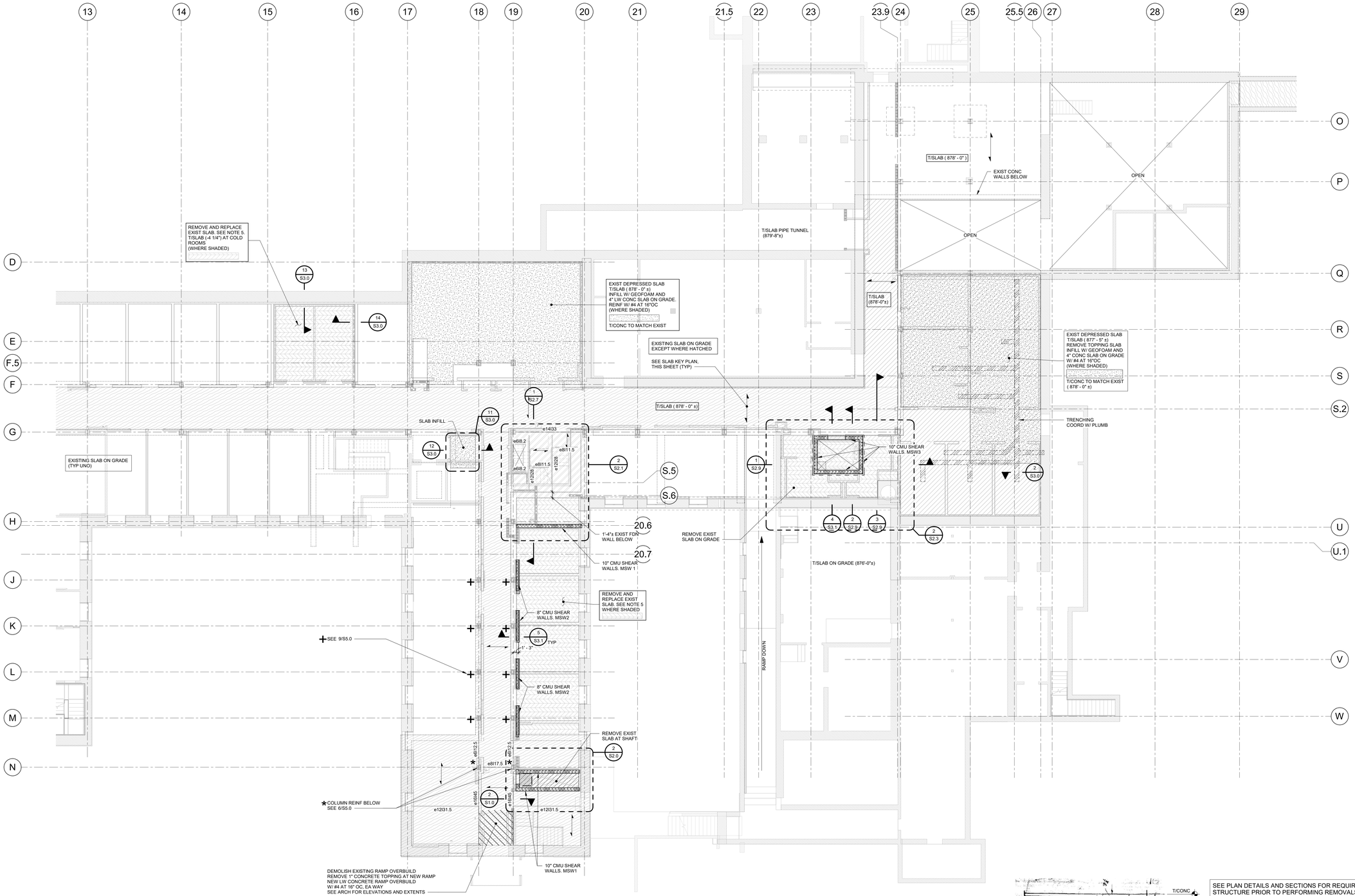

GROUND FLOOR PLAN - PHASE 2

S1.0 SCALE: 1/8" = 1'-0"

NOTE:
T/CONCRETE (878' - 0"±), TYPICAL UNLESS NOTED OTHERWISE.

GROUND FLOOR PLAN NOTES:

1. T/SLAB ELEVATION (878' - 0"±) TYPICAL UNLESS NOTED OTHERWISE.
2. DRILL AND ADHESIVE ANCHOR WALL AND FOOTING REINFORCING 6" INTO EXISTING FOUNDATIONS (TYPICAL UNLESS NOTED OTHERWISE.) FOR ALL LOCATIONS WHERE NEW FOUNDATIONS INTERFACE WITH EXISTING.
3. CORE OPENINGS THROUGH EXISTING WALLS AND SLABS AT PIPING AND CONDUIT; COORDINATE SIZES, QUANTITIES, AND LOCATIONS WITH MECHANICAL, ELECTRICAL, AND PLUMBING DRAWINGS. NOT ALL LOCATIONS ARE SHOWN ON THE STRUCTURAL DRAWINGS. LOCATE REINFORCEMENT PRIOR TO CORING. DO NOT CUT REINFORCEMENT.
4. SEE S0.1 FOR ADDITIONAL NOTES.
5. - INDICATES REMOVAL OF EXISTING SLAB ON GRADE AND INFILL WITH 5" SLAB. REINFORCE WITH #4 AT 16"OC, EACH WAY. SEE 1/S3.0 TYPICAL.
   SEE S3.0 FOR TYPICAL FOUNDATION DETAILS.
6. - INDICATES 7 1/2" (TOTAL THICKNESS) NORMAL WEIGHT CONCRETE SLAB ON 3" X 18 GA GALVANIZED COMPOSITE METAL DECK, REINFORCE WITH #4 AT 16"OC EACH WAY. T/CONCRETE SLAB TO MATCH T/EXISTING SLAB.

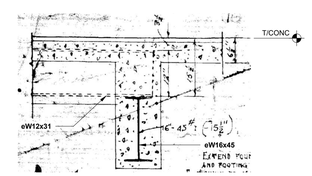

EXISTING SECTION

2 / S1.0 3/16" = 1'-0"

SEE PLAN DETAILS AND SECTIONS FOR REQUIRED STRUCTURE PRIOR TO PERFORMING REMOVALS

EXISTING SLAB KEY PLAN			
#	THICKNESS	HATCHING	TYPE
a1	4 1/2"±		SOLID
a2	5 1/2"±		SOLID
a3	6"±		SOLID
a4	6 1/2"±		SOLID
a5	8"±		SOLID
a0	8"±	NO PATTERN	SOG

RENOVATE PLANT SCIENCE BUILDING - PHASE 2
SUCF Project No. 161026-00

236 Tower Road
Ithaca, NY 14853

Cornell CALS College of Agriculture and Life Sciences

SUNY State University Construction Fund

Ellenzweig Architecture | Planning	230 Congress Street Boston, MA 02110 T 617 491-5575
Ryan Biggs Clark Davis Structural Engineers	257 Ushers Road Clifton Park, NY 12065 T 518 406-5506
Salas O'Brien Consulting & Engineering Group of NY, Inc. Mechanical Engineers	300 Trolley Blvd. Rochester, NY 14606 T 585 288-5590
Jade Stone Engineering Electrical Engineers	444 Vanduzee St. Watertown, NY 13601 T 315 836 4062
Watson Engineering Plumbing	4500 State Route 434 Apalachin, NY 13732 T 607 223-4334
DM Engineers Fire Protection Engineers	1007 Yonkers Ave Yonkers, NY 10704 T 929 333-2339
Bell & Spina Building Envelope	215 Wyoming Street S Syracuse, NY 13204 T 315 488-0377
Environ. Design & Research Historic Preservation, Landscape, Civil Engineering	217 Montgomery St, Suite 1000 Syracuse, NY 13202 T 315 471-0688
Schuler Shook Lighting Design	240 W 40th Street, 2nd Floor New York, NY 10018 T 212 439-5650
D2D Green Design Sustainability PH2	10 Hallenbeck Hill East Greenbush, NY 12061 T 518 729-2967
Shen Milsom & Wilke Acoustics, IT, AV, Security	417 Fifth Avenue New York, NY 10016 T 212 725-6800
Watts Architects & Engineers Asbestos, Haz Mat	95 Perry Street, Suite 300 Buffalo, NY 14203 T 716 206-5122
Hastings Consulting Building Code	142 Hanlon Rd Holliston, MA 01746 T 508 397-8417
Ellana Cost Consulting	32 Broadway, Suite 801 New York, NY 10004 T 212971-0936

Notes:

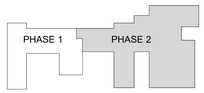

Keyplan

Job Number	31909.00
Drawing By	RMS
Checked By	JLD
Filename	
Date	August 31, 2026

Revisions

STRUCTURAL-GROUND FLOOR PLAN - PHASE 2

STATE OF NEW YORK · JOSEPH L. ZIZZA · LICENSED PROFESSIONAL ENGINEER

EXPIRATION DATE: SEPTEMBER 30, 2027
CERTIFICATE OF AUTHORIZATION #: 0023272

BID DOCUMENTS
Scale: As indicated

S1.0

2024 Ellenzweig ©

10/8/2026 11:36:59 AM

Autodesk Docs://31909 SUCF Cornell Plant Science/31909_Cornell_PSB_STRUCT_R23.rvt

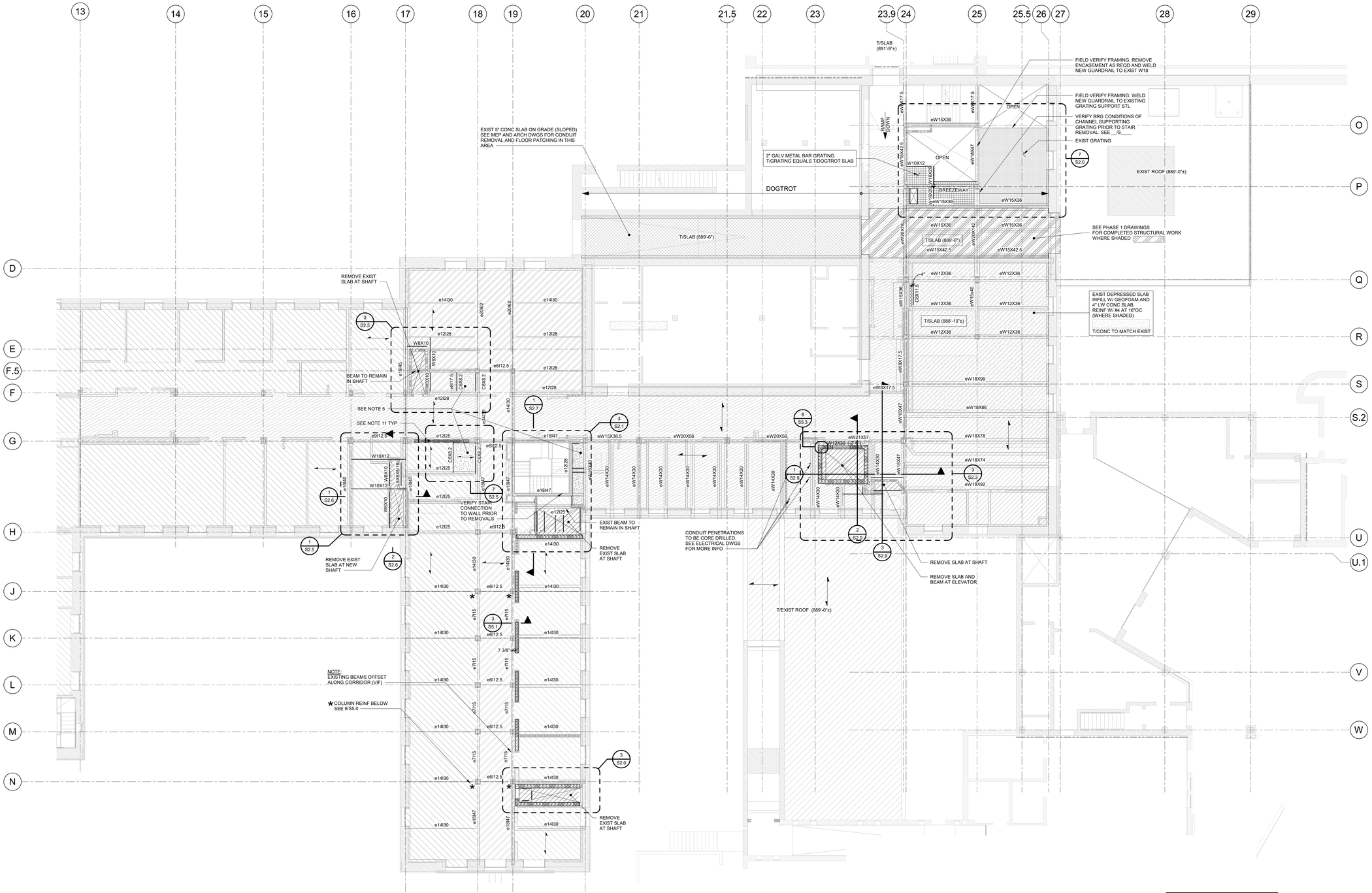

1 / S1.1 FIRST FLOOR PLAN - PHASE 2

1/8" = 1'-0"

NOTE:
T/CONCRETE (889'-6"±), TYPICAL UNLESS NOTED OTHERWISE.

FLOOR FRAMING PLAN NOTES:

1. T/STEEL ELEVATION (-3 1/2") BELOW T/EXISTING CONCRETE SLAB, TYPICAL UNLESS NOTED OTHERWISE.
2. EQUALLY SPACE FLOOR BEAMS UNLESS NOTED OTHERWISE.
3. COORDINATE FLOOR OPENING SIZE AND LOCATIONS WITH MECHANICAL AND ARCHITECTURAL DRAWINGS. SEE 1/S5.0 AND 2/S5.0.
4. COORDINATE MEP SLAB CORE LOCATIONS TO AVOID EXISTING STEEL FRAMING. DO NOT DAMAGE EXISTING STEEL FRAMING.
5. - INDICATES 6 1/2" (TOTAL THICKNESS) LIGHT WEIGHT CONCRETE SLAB ON 3" X 18 GA GALVANIZED COMPOSITE METAL DECK, REINFORCE WITH #4 AT 16"OC EACH WAY. T/CONCRETE INFILL TO MATCH T/EXISTING SLAB.
6. SEE 2/S5.0 FOR OPENINGS THROUGH EXISTING SLABS.
7. SEE 3/S5.0 FOR INFILL OF EXISTING SLAB OPENINGS. ALL ABANDONED EXISTING SLAB OPENINGS ARE TO BE INFILLED TYPICAL.
8. SEE 6/S5.0 FOR COLUMN REINFORCING SCHEDULE.
9. SEE 7/S5.0 FOR CONNECTIONS TO EXISTING FRAMING.
10. SEE S0.1 FOR ADDITIONAL NOTES.
11. - INDICATES BEAM REINF. SEE 5/S5.0.
12. CG TO COORD LEAD PAINT REMOVAL AT ALL ATTACHMENTS OF NEW STEEL TO EXIST STEEL, AT ALL LEVELS.

ALL EXISTING FRAMING NOT SHOWN. SLABS ARE SUPPORTED BY CONCRETE ENCASED STEEL BEAMS. PATCH EXISTING CONCRETE ENCASEMENT WHERE DAMAGED.

SEE PLAN DETAILS AND SECTIONS FOR REQUIRED STRUCTURE PRIOR TO PERFORMING REMOVALS

EXISTING SLAB KEY PLAN

#	THICKNESS	HATCHING	TYPE
a1	4 1/2"±		SOLID
a2	5 1/2"±		SOLID
a3	6"±		SOLID
a4	6 1/2"±		SOLID
a5	8"±		SOLID
a0	8"±	NO PATTERN	SOG

RENOVATE PLANT SCIENCE BUILDING - PHASE 2

SUCF Project No. 161026-00

236 Tower Road
Ithaca, NY 14853

Cornell CALS College of Agriculture and Life Sciences

SUNY State University Construction Fund

Ellenzweig Architecture | Planning	230 Congress Street Boston, MA 02110 T 617 491-5575
Ryan Biggs Clark Davis Structural Engineers	257 Ushers Road Clifton Park, NY 12065 T 518 406-5506
Salas O'Brien Consulting & Engineering Group of NY, Inc. Mechanical Engineers	300 Trolley Blvd. Rochester, NY 14606 T 585 288-5590
Jade Stone Engineering Electrical Engineers	444 Vanduzee St. Watertown, NY 13601 T 315 836 4062
Watson Engineering Plumbing	4500 State Route 434 Apalachin, NY 13732 T 607 223-4334
DM Engineers Fire Protection Engineers	1007 Yonkers Ave Yonkers, NY 10704 T 929 333-2339
Bell & Spina Building Envelope	215 Wyoming Street S Syracuse, NY 13204 T 315 488-0377
Environ. Design & Research Historic Preservation, Landscape, Civil Engineering	217 Montgomery St, Suite 1000 Syracuse, NY 13202 T 315 471-0688
Schuler Shook Lighting Design	240 W 40th Street, 2nd Floor New York, NY 10018 T 212 439-5650
D2D Green Design Sustainability PH2	10 Hallenbeck Hill East Greenbush, NY 12061 T 518 729-2967
Shen Milsom & Wilke Acoustics, IT, AV, Security	417 Fifth Avenue New York, NY 10016 T 212 725-6800
Watts Architects & Engineers Asbestos, Haz Mat	95 Perry Street, Suite 300 Buffalo, NY 14203 T 716 206-5122
Hastings Consulting Building Code	142 Hanlon Rd Holliston, MA 01746 T 508 397-8417
Ellana Cost Consulting	32 Broadway, Suite 801 New York, NY 10004 T 212971-0936

Notes:

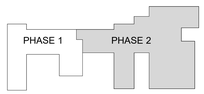

Keyplan

Job Number 31909.00
Drawing By RMS
Checked By JLD
Filename
Date August 31, 2026

Revisions

STRUCTURAL-FIRST FLOOR PLAN - PHASE 2

BID DOCUMENTS
Scale: As indicated

EXPIRATION DATE: SEPTEMBER 30, 2027
CERTIFICATE OF AUTHORIZATION #: 0023272

S1.1

2024 Ellenzweig ©

10/8/2026 11:37:00 AM

Autodesk Docs://31909 SUCF Cornell Plant Science/31909_Cornell_PSB_STRUCT_R23.rvt

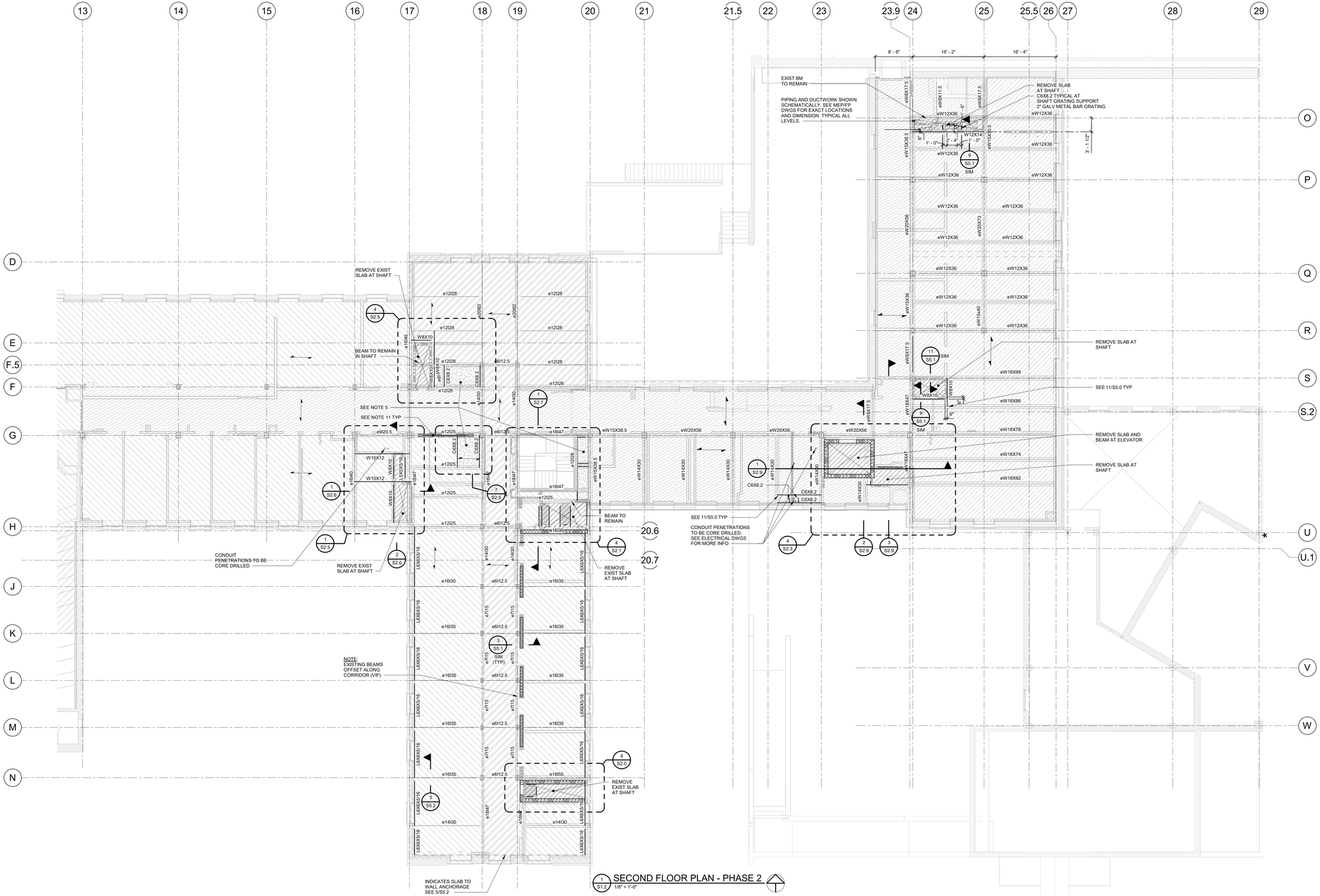

1 / S1.2 SECOND FLOOR PLAN - PHASE 2
1/8" = 1'-0"

NOTE:
T/CONCRETE (902'-0"±), TYPICAL UNLESS NOTED OTHERWISE.

FLOOR FRAMING PLAN NOTES:

1. T/STEEL ELEVATION (-3 1/2") BELOW T/EXISTING CONCRETE SLAB, TYPICAL UNLESS NOTED OTHERWISE.
2. EQUALLY SPACE FLOOR BEAMS UNLESS NOTED OTHERWISE.
3. COORDINATE FLOOR OPENING SIZE AND LOCATIONS WITH MECHANICAL AND ARCHITECTURAL DRAWINGS. SEE 1/S5.0 AND 2/S5.0.
4. COORDINATE MEP SLAB CORE LOCATIONS TO AVOID EXISTING STEEL FRAMING. DO NOT DAMAGE EXISTING STEEL FRAMING.
5. - INDICATES 6 1/2" (TOTAL THICKNESS) LIGHT WEIGHT CONCRETE SLAB ON 3" X 18 GA GALVANIZED COMPOSITE METAL DECK, REINFORCE WITH #4 AT 16"OC EACH WAY. T/CONCRETE INFILL TO MATCH T/EXISTING SLAB.
6. SEE 2/S5.0 FOR OPENINGS THROUGH EXISTING SLABS.
7. SEE 3/S5.0 FOR INFILL OF EXISTING SLAB OPENINGS. ALL ABANDONED EXISTING SLAB OPENINGS ARE TO BE INFILLED TYPICAL.
8. SEE 6/S5.0 FOR COLUMN REINFORCING SCHEDULE.
9. SEE 7/S5.0 FOR CONNECTIONS TO EXISTING FRAMING.
10. SEE S0.1 FOR ADDITIONAL NOTES.
11. - INDICATES BEAM REINF. SEE 5/S5.0.
12. CG TO COORD LEAD PAINT REMOVAL AT ALL ATTACHMENTS OF NEW STEEL TO EXIST STEEL, AT ALL LEVELS.

ALL EXISTING FRAMING NOT SHOWN. SLABS ARE SUPPORTED BY CONCRETE ENCASED STEEL BEAMS. PATCH EXISTING CONCRETE ENCASEMENT WHERE DAMAGED.

SEE PLAN DETAILS AND SECTIONS FOR REQUIRED STRUCTURE PRIOR TO PERFORMING REMOVALS

EXISTING SLAB KEY PLAN

#	THICKNESS	HATCHING	TYPE
a1	4 1/2"±		SOLID
a2	5 1/2"±		SOLID
a3	6"±		SOLID
a4	6 1/2"±		SOLID
a5	8"±		SOLID
a0	8"±	NO PATTERN	SOG

RENOVATE PLANT SCIENCE BUILDING - PHASE 2
SUCF Project No. 161026-00

236 Tower Road
Ithaca, NY 14853

Cornell CALS College of Agriculture and Life Sciences

SUNY State University Construction Fund

Ellenzweig Architecture | Planning — 230 Congress Street, Boston, MA 02110, T 617 491-5575

Ryan Biggs Clark Davis Structural Engineers — 257 Ushers Road, Clifton Park, NY 12065, T 518 406-5506

Salas O'Brien Consulting & Engineering Group of NY, Inc. Mechanical Engineers — 300 Trolley Blvd. Rochester, NY 14606, T 585 288-5590

Jade Stone Engineering Electrical Engineers — 444 Vanduzee St. Watertown, NY 13601, T 315 836 4062

Watson Engineering Plumbing — 4500 State Route 434, Apalachin, NY 13732, T 607 223-4334

DM Engineers Fire Protection Engineers — 1007 Yonkers Ave, Yonkers, NY 10704, T 929 333-2339

Bell & Spina Building Envelope — 215 Wyoming Street S, Syracuse, NY 13204, T 315 488-0377

Environ. Design & Research Historic Preservation, Landscape, Civil Engineering — 217 Montgomery St, Suite 1000, Syracuse, NY 13202, T 315 471-0688

Schuler Shook Lighting Design — 240 W 40th Street, 2nd Floor, New York, NY 10018, T 212 439-5650

D2D Green Design Sustainability PH2 — 10 Hallenbeck Hill, East Greenbush, NY 12061, T 518 729-2967

Shen Milsom & Wilke Acoustics, IT, AV, Security — 417 Fifth Avenue, New York, NY 10016, T 212 725-6800

Watts Architects & Engineers Asbestos, Haz Mat — 95 Perry Street, Suite 300, Buffalo, NY 14203, T 716 206-5122

Hastings Consulting Building Code — 142 Hanlon Rd, Holliston, MA 01746, T 508 397-8417

Ellana Cost Consulting — 32 Broadway, Suite 801, New York, NY 10004, T 212971-0936

Notes:

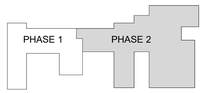

Keyplan

Job Number 31909.00
Drawing By RMS
Checked By JLD
Filename
Date August 31, 2026

Revisions

STRUCTURAL-SECOND FLOOR PLAN - PHASE 2

EXPIRATION DATE: SEPTEMBER 30, 2027
CERTIFICATE OF AUTHORIZATION #: 0022072

BID DOCUMENTS
Scale: As indicated

S1.2

2024 Ellenzweig ©

10/8/2026 11:37:01 AM
Autodesk Docs://31909 SUCF Cornell Plant Science/31909_Cornell_PSB_STRUCT_R23.rvt

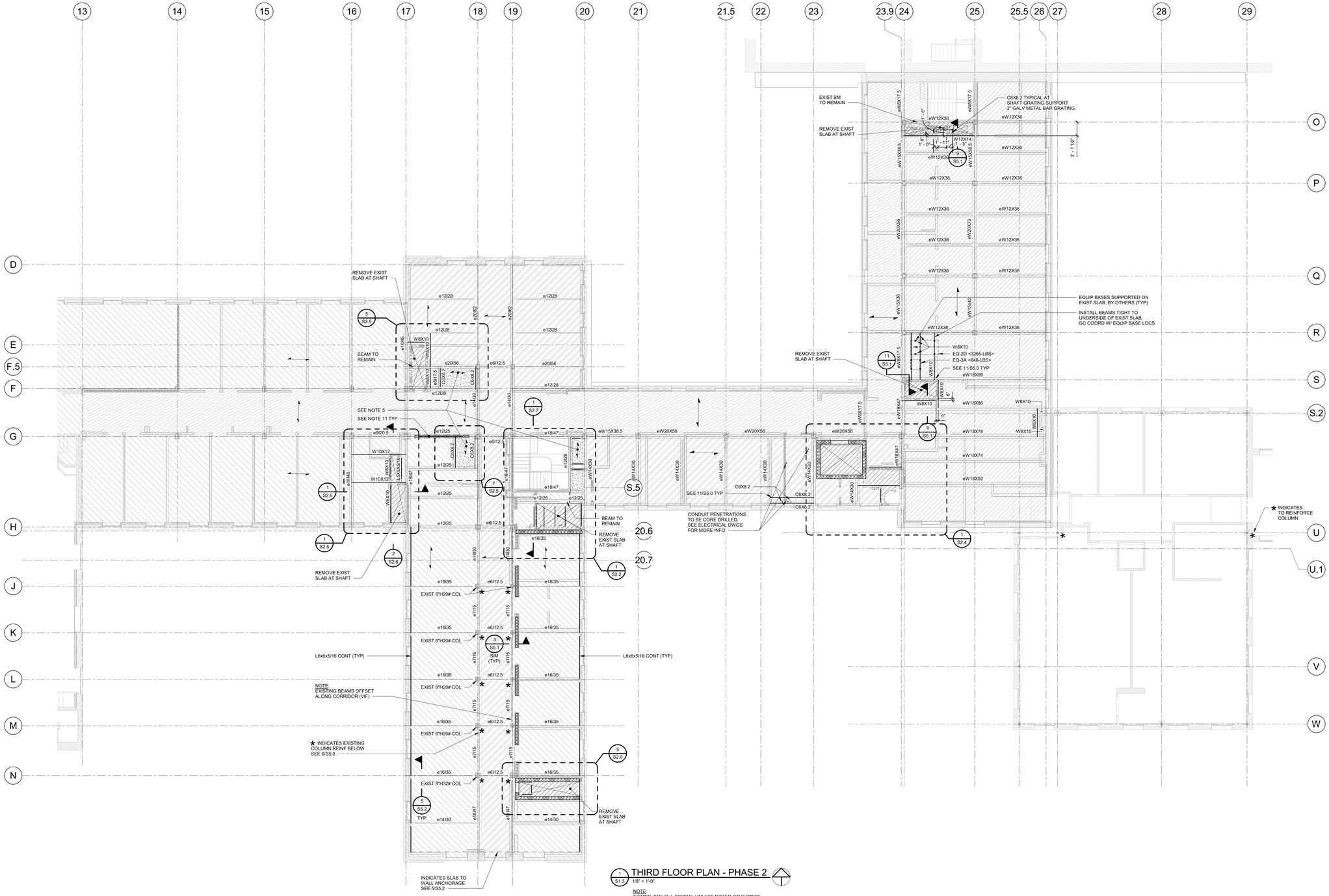

THIRD FLOOR PLAN - PHASE 2

1/8" = 1'-0"

NOTE:
T/CONC (915'-6"±), TYPICAL UNLESS NOTED OTHERWISE.

FLOOR FRAMING PLAN NOTES:

1. T/STEEL ELEVATION (-3 1/2") BELOW T/EXISTING CONCRETE SLAB, TYPICAL UNLESS NOTED OTHERWISE.
2. EQUALLY SPACE FLOOR BEAMS UNLESS NOTED OTHERWISE.
3. COORDINATE FLOOR OPENING SIZE AND LOCATIONS WITH MECHANICAL AND ARCHITECTURAL DRAWINGS. SEE 1/S5.0 AND 2/S5.0.
4. COORDINATE MEP SLAB CORE LOCATIONS TO AVOID EXISTING STEEL FRAMING. DO NOT DAMAGE EXISTING STEEL FRAMING.
5. - INDICATES 6 1/2" (TOTAL THICKNESS) LIGHT WEIGHT CONCRETE SLAB ON 3" X 18 GA GALVANIZED COMPOSITE METAL DECK, REINFORCE WITH #4 AT 16"O/C EACH WAY. T/CONCRETE INFILL TO MATCH T/EXISTING SLAB.
6. SEE 2/S5.0 FOR OPENINGS THROUGH EXISTING SLABS.
7. SEE 3/S5.0 FOR INFILL OF EXISTING SLAB OPENINGS. ALL ABANDONED EXISTING SLAB OPENINGS ARE TO BE INFILLED TYPICAL.
8. SEE 6/S5.0 FOR COLUMN REINFORCING SCHEDULE.
9. SEE 7/S5.0 FOR CONNECTIONS TO EXISTING FRAMING.
10. SEE S0.1 FOR ADDITIONAL NOTES.
11. - INDICATES BEAM REINF. SEE 5/S5.0.
12. CG TO COORD LEAD PAINT REMOVAL AT ALL ATTACHMENTS OF NEW STEEL TO EXIST STEEL, AT ALL LEVELS.

ALL EXISTING FRAMING NOT SHOWN. SLABS ARE SUPPORTED BY CONCRETE ENCASED STEEL BEAMS. PATCH EXISTING CONCRETE ENCASEMENT WHERE DAMAGED.

SEE PLAN DETAILS AND SECTIONS FOR REQUIRED STRUCTURE PRIOR TO PERFORMING REMOVALS

EXISTING SLAB KEY PLAN

#	THICKNESS	HATCHING	TYPE
a1	4 1/2"±		SOLID
a2	5 1/2"±		SOLID
a3	6"±		SOLID
a4	6 1/2"±		SOLID
a5	8"±		SOLID
a0	8"±	NO PATTERN	SOG

RENOVATE PLANT SCIENCE BUILDING - PHASE 2

SUCF Project No. 161026-00

236 Tower Road
Ithaca, NY 14853

Cornell CALS College of Agriculture and Life Sciences

SUNY State University Construction Fund

Ellenzweig Architecture | Planning	230 Congress Street Boston, MA 02110 T 617 491-5575
Ryan Biggs Clark Davis Structural Engineers	257 Ushers Road Clifton Park, NY 12065 T 518 406-5506
Salas O'Brien Consulting & Engineering Group of NY, Inc. Mechanical Engineers	300 Trolley Blvd. Rochester, NY 14606 T 585 288-5590
Jade Stone Engineering Electrical Engineers	444 Vanduzee St. Watertown, NY 13601 T 315 836 4062
Watson Engineering Plumbing	4500 State Route 434 Apalachin, NY 13732 T 607 223-4334
DM Engineers Fire Protection Engineers	1007 Yonkers Ave Yonkers, NY 10704 T 929 333-2339
Bell & Spina Building Envelope	215 Wyoming Street S Syracuse, NY 13204 T 315 488-0377
Environ. Design & Research Historic Preservation, Landscape, Civil Engineering	217 Montgomery St, Suite 1000 Syracuse, NY 13202 T 315 471-0688
Schuler Shook Lighting Design	240 W 40th Street, 2nd Floor New York, NY 10018 T 212 439-5650
D2D Green Design Sustainability PH2	10 Hallenbeck Hill East Greenbush, NY 12061 T 518 729-2967
Shen Milsom & Wilke Acoustics, IT, AV, Security	417 Fifth Avenue New York, NY 10016 T 212 725-6800
Watts Architects & Engineers Asbestos, Haz Mat	95 Perry Street, Suite 300 Buffalo, NY 14203 T 716 206-5122
Hastings Consulting Building Code	142 Hanlon Rd Holliston, MA 01746 T 508 397-8417
Ellana Cost Consulting	32 Broadway, Suite 801 New York, NY 10004 T 212971-0936

Notes:

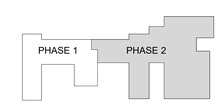

Keyplan

Job Number	31909.00
Drawing By	RMS
Checked By	JLD
Filename	
Date	August 31, 2026

Revisions

STRUCTURAL-THIRD FLOOR PLAN - PHASE 2

STATE OF NEW YORK · JOHN LEE DAVIS · LICENSED PROFESSIONAL ENGINEER

EXPIRATION DATE: SEPTEMBER 30, 2027
CERTIFICATE OF AUTHORIZATION #: 0023272

2024 Ellenzweig ©

BID DOCUMENTS
Scale: As indicated

S1.3

10/8/2026 11:37:02 AM
Autodesk Docs://31909 SUCF Cornell Plant Science/31909_Cornell_PPSB_STRUCT_R23.rvt

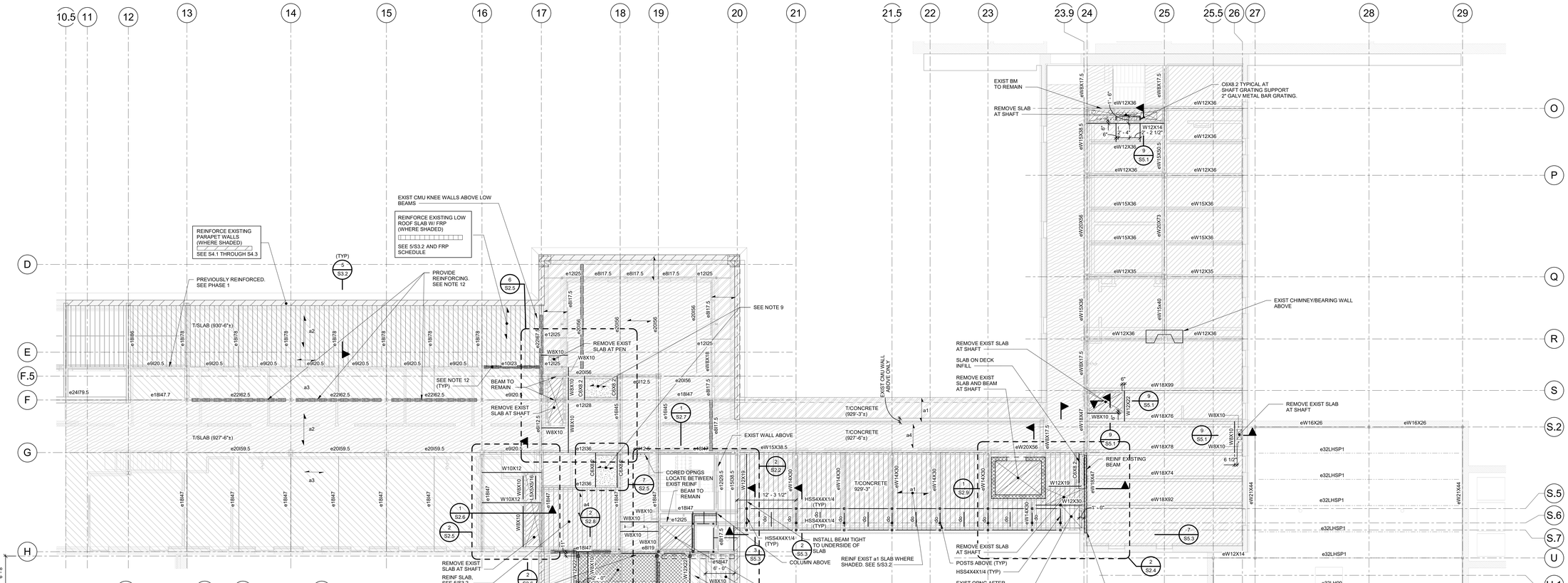

2 S1.4 EAST DUNNAGE FRAMING PLAN - PART A

1/8" = 1'-0"

NOTE:
T/STEEL (936'-6") TYPICAL UNLESS NOTED OTHERWISE.

1 S1.4 FOURTH FLOOR PLAN - PHASE 2

1/8" = 1'-0"

FOURTH FLOOR FRAMING PLAN NOTES:

1. T/CONCRETE (927'-6"±) (FOURTH FLOOR)(WHERE SHADED)
2. T/CONCRETE (929'-3"±) (ROOF).
3. T/TOPPING VARIES.

ROOF FRAMING PLAN NOTES:

1. T/EXISTING STEEL (-1 1/2") BELOW T/EXISTING CONCRETE SLAB, UNLESS NOTED OTHERWISE. FIELD VERIFY.
2. EQUALLY SPACE ROOF BEAMS UNLESS NOTED OTHERWISE.
3. RD - INDICATES ROOF DRAIN, EF - INDICATES EXHAUST FAN, RV - INDICATES ROOF VENT. COORDINATE SIZE AND LOCATION WITH MECHANICAL AND ARCHITECTURAL DRAWINGS. PROVIDE ROOF OPENING ANGLE FRAME AT ROOF DRAINS AND OTHER OPENINGS WIDER THAN 12 INCHES. SEE 1/S5.0. REFER TO THE SPECIFICATIONS FOR DECK REINFORCEMENT REQUIREMENTS AT OPENINGS NOT SUPPORTED BY STEEL FRAMING.
4. COORDINATE MEP SLAB CORE LOCATIONS TO AVOID EXISTING STEEL FRAMING. DO NOT DAMAGE EXISTING STEEL FRAMING.
5. SEE 2/S5.0 FOR OPENINGS THROUGH EXISTING SLABS.
6. SEE 3/S5.0 FOR INFILL OF EXISTING SLAB OPENINGS. ALL ABANDONED EXISTING SLAB OPENINGS ARE TO BE INFILLED TYPICAL.
7. SEE 6/S5.0 FOR COLUMN REINFORCING SCHEDULE.
8. NOTIFY ENGINEER IF ACTUAL WEIGHTS OF MEP EQUIPMENT EXCEED WEIGHTS NOTED IN DRAWINGS. CONTRACTOR SHALL SUBMIT LOAD DATA TO ENGINEER FOR REVIEW PRIOR TO PROCEEDING WITH INSTALLATION OF EQUIPMENT AND ANY ASSOCIATED STRUCTURAL SUPPORTS. COORDINATE EXACT LOCATION OF EQUIPMENT (INCLUDING HOUSEKEEPING PADS, RAILS, STRUCTURAL FRAMING, ETC.) WITH MECHANICAL DRAWINGS AND EQUIPMENT SUPPLIERS.
9. INDICATES 6 1/2" (TOTAL THICKNESS) LIGHT WEIGHT CONCRETE SLAB ON 3" X 18 GA GALVANIZED COMPOSITE METAL DECK, REINFORCE WITH #4 AT 16"OC EACH WAY. T/CONCRETE INFILL TO MATCH T/EXISTING SLAB.
10. SEE S0.1 FOR ADDITIONAL NOTES.
11. SEE 7/S5.0 FOR CONNECTIONS TO EXISTING FRAMING.
12. INDICATES BEAM REINF. SEE 5/S5.0.

SEE PLAN DETAILS AND SECTIONS FOR REQUIRED STRUCTURE PRIOR TO PERFORMING REMOVALS

EXISTING SLAB KEY PLAN

#	THICKNESS	HATCHING	TYPE
a1	4 1/2"±		SOLID
a2	5 1/2"±		SOLID
a3	6"±		SOLID
a4	6 1/2"±		SOLID
a5	8"±		SOLID
a0	8"±	NO PATTERN	SOG

ALL EXISTING FRAMING NOT SHOWN. SLABS ARE SUPPORTED BY CONCRETE ENCASED STEEL BEAMS. PATCH EXISTING CONCRETE ENCASEMENT WHERE DAMAGED.

RENOVATE PLANT SCIENCE BUILDING - PHASE 2
SUCF Project No. 161026-00

236 Tower Road
Ithaca, NY 14853

Cornell CALS College of Agriculture and Life Sciences

SUNY State University Construction Fund

Ellenzweig Architecture | Planning	230 Congress Street Boston, MA 02110 T 617 491-5575
Ryan Biggs Clark Davis Structural Engineers	257 Ushers Road Clifton Park, NY 12065 T 518 406-5506
Salas O'Brien Consulting & Engineering Group of NY, Inc. Mechanical Engineers	300 Trolley Blvd. Rochester, NY 14606 T 585 288-5590
Jade Stone Engineering Electrical Engineers	444 Vanduzee St. Watertown, NY 13601 T 315 836 4062
Watson Engineering Plumbing	4500 State Route 434 Apalachin, NY 13732 T 607 223-4334
DM Engineers Fire Protection Engineers	1007 Yonkers Ave Yonkers, NY 10704 T 929 333-2339
Bell & Spina Building Envelope	215 Wyoming Street S Syracuse, NY 13204 T 315 488-0377
Environ. Design & Research Historic Preservation, Landscape, Civil Engineering	217 Montgomery St, Suite 1000 Syracuse, NY 13202 T 315 471-0688
Schuler Shook Lighting Design	240 W 40th Street, 2nd Floor New York, NY 10018 T 212 439-5650
D2D Green Design Sustainability PH2	10 Hallenbeck Hill East Greenbush, NY 12061 T 518 729-2967
Shen Milsom & Wilke Acoustics, IT, AV, Security	417 Fifth Avenue New York, NY 10016 T 212 725-6800
Watts Architects & Engineers Asbestos, Haz Mat	95 Perry Street, Suite 300 Buffalo, NY 14203 T 716 206-5122
Hastings Consulting Building Code	142 Hanlon Rd Holliston, MA 01746 T 508 397-8417
Ellana Cost Consulting	32 Broadway, Suite 801 New York, NY 10004 T 212971-0936

Notes:

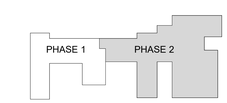

Keyplan

Job Number	31909.00
Drawing By	RMS
Checked By	JLD
Filename	
Date	August 31, 2026

Revisions

STRUCTURAL-FOURTH FLOOR/LOW ROOF PLAN - PHASE 2

STATE OF NEW YORK · JOHN L. DEZARN · LICENSED PROFESSIONAL ENGINEER

EXPIRATION DATE: SEPTEMBER 30, 2027
CERTIFICATE OF AUTHORIZATION #: 0023272

BID DOCUMENTS
Scale: As indicated

S1.4

2024 Ellenzweig ©

Autodesk Docs://31909 SUCF Cornell Plant Science/31909_Cornell_PSB_STRUCT_R23.rvt
10/8/2026 11:37:03 AM

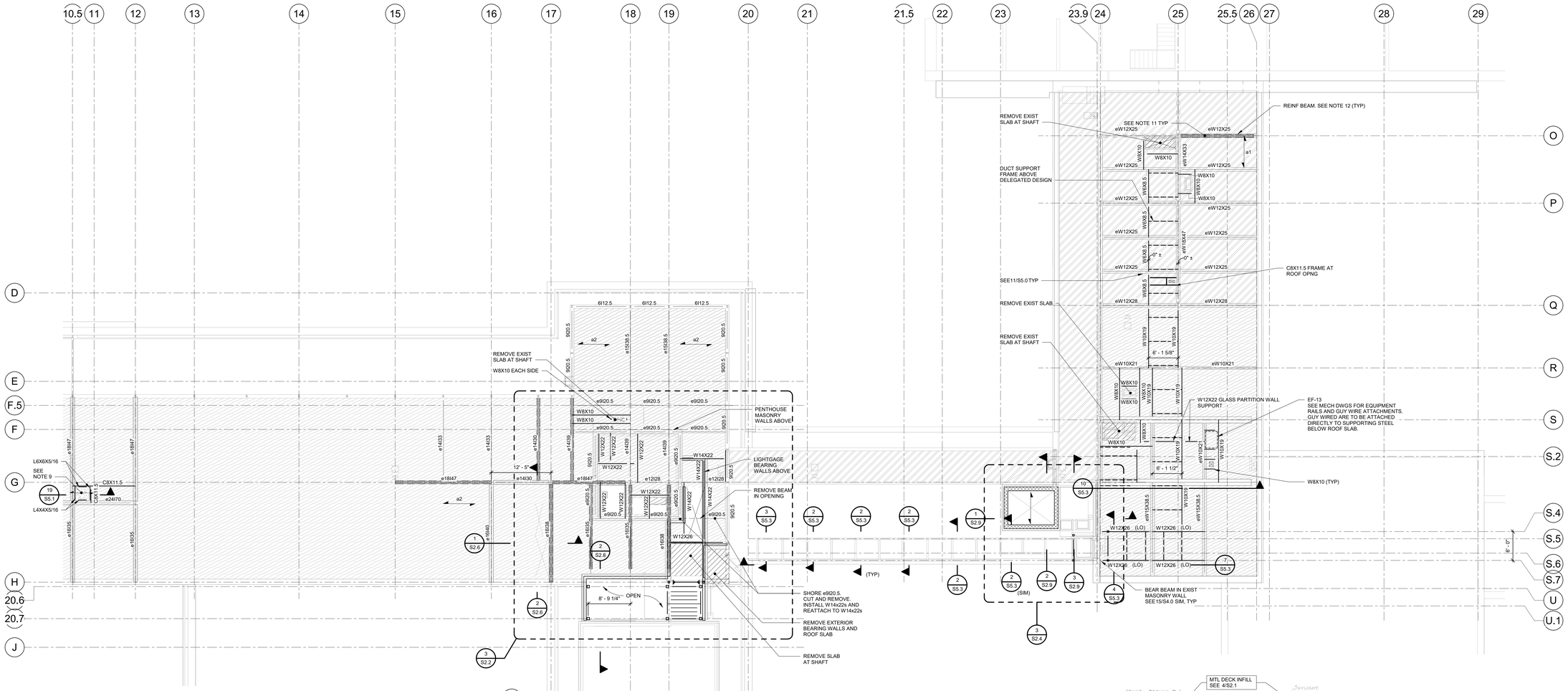

1 S1.5 HIGH ROOF PLAN - PHASE 2

1/8" = 1'-0"

NOTE:
T/CONC (938'-2"±), TYPICAL UNLESS NOTED OTHERWISE. T/TOPPING VARIES.

ROOF FRAMING PLAN NOTES:

1. T/EXISTING STEEL (-1 1/2") BELOW T/EXISTING CONCRETE SLAB, UNLESS NOTED OTHERWISE. FIELD VERIFY.
2. EQUALLY SPACE ROOF BEAMS UNLESS NOTED OTHERWISE.
3. RD - INDICATES ROOF DRAIN, EF - INDICATES EXHAUST FAN, RV - INDICATES ROOF VENT. COORDINATE SIZE AND LOCATION WITH MECHANICAL AND ARCHITECTURAL DRAWINGS. PROVIDE ROOF OPENING ANGLE FRAME AT ROOF DRAINS AND OTHER OPENINGS WIDER THAN 12 INCHES. SEE 1/S5.0. REFER TO THE SPECIFICATIONS FOR DECK REINFORCEMENT REQUIREMENTS AT OPENINGS NOT SUPPORTED BY STEEL FRAMING.
4. COORDINATE MEP SLAB CORE LOCATIONS TO AVOID EXISTING STEEL FRAMING. DO NOT DAMAGE EXISTING STEEL FRAMING.
5. SEE 2/S5.0 FOR OPENINGS THROUGH EXISTING SLABS.
6. SEE 3/S5.0 FOR INFILL OF EXISTING SLAB OPENINGS. ALL ABANDONED EXISTING SLAB OPENINGS ARE TO BE INFILLED TYPICAL.
7. SEE 6/S5.0 FOR COLUMN REINFORCING SCHEDULE.
8. NOTIFY ENGINEER IF ACTUAL WEIGHTS OF MEP EQUIPMENT EXCEED WEIGHTS NOTED IN DRAWINGS. CONTRACTOR SHALL SUBMIT LOAD DATA TO ENGINEER FOR REVIEW PRIOR TO PROCEEDING WITH INSTALLATION OF EQUIPMENT AND ANY ASSOCIATED STRUCTURAL SUPPORTS. COORDINATE EXACT LOCATION OF EQUIPMENT (INCLUDING HOUSEKEEPING PADS, RAILS, STRUCTURAL FRAMING, ETC.) WITH MECHANICAL DRAWINGS AND EQUIPMENT SUPPLIERS.
9. - INDICATES 6 1/2" (TOTAL THICKNESS) LIGHT WEIGHT CONCRETE SLAB ON 3" X 18 GA GALVANIZED COMPOSITE METAL DECK, REINFORCE WITH #4 AT 16"OC EACH WAY. T/CONCRETE INFILL TO MATCH T/EXISTING SLAB.
10. SEE S0.1 FOR ADDITIONAL NOTES.
11. SEE 7/S5.0 FOR CONNECTIONS TO EXISTING FRAMING.
12. - INDICATES BEAM REINF. SEE 5/S5.0.

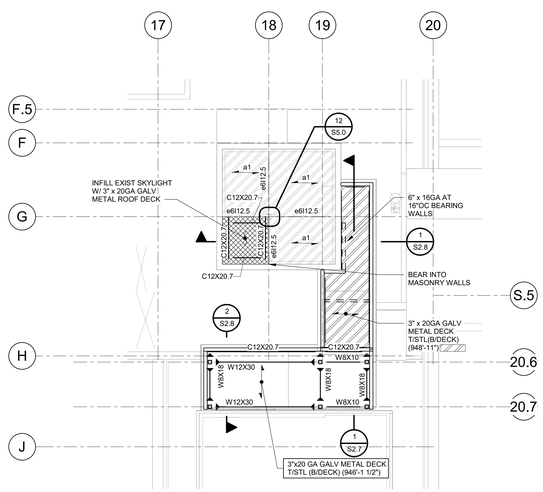

2 S1.5 HIGH ROOF PARTIAL PLAN

1/8" = 1'-0"

NOTE:
1. SEE 4/S2.2 .

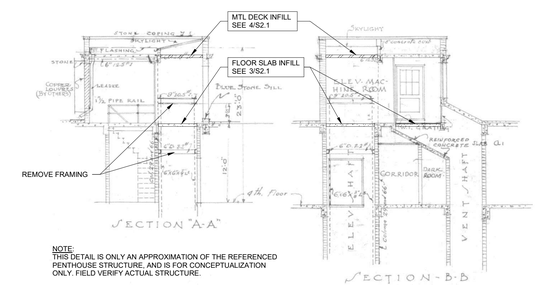

NOTE:
THIS DETAIL IS ONLY AN APPROXIMATION OF THE REFERENCED PENTHOUSE STRUCTURE, AND IS FOR CONCEPTUALIZATION ONLY. FIELD VERIFY ACTUAL STRUCTURE.

3 S1.5 PENTHOUSE SECTIONS

1/8" = 1'-0"

SEE PLAN DETAILS AND SECTIONS FOR REQUIRED STRUCTURE PRIOR TO PERFORMING REMOVALS

EXISTING SLAB KEY PLAN

#	THICKNESS	HATCHING	TYPE
a1	4 1/2"±		SOLID
a2	5 1/2"±		SOLID
a3	6"±		SOLID
a4	6 1/2"±		SOLID
a5	8"±		SOLID
a0	8"±	NO PATTERN	SOG

ALL EXISTING FRAMING NOT SHOWN. SLABS ARE SUPPORTED BY CONCRETE ENCASED STEEL BEAMS. PATCH EXISTING CONCRETE ENCASEMENT WHERE DAMAGED.

RENOVATE PLANT SCIENCE BUILDING - PHASE 2

SUCF Project No. 161026-00

236 Tower Road
Ithaca, NY 14853

Cornell CALS College of Agriculture and Life Sciences

SUNY State University Construction Fund

Ellenzweig Architecture | Planning	230 Congress Street Boston, MA 02110 T 617 491-5575
Ryan Biggs Clark Davis Structural Engineers	257 Ushers Road Clifton Park, NY 12065 T 518 406-5506
Salas O'Brien Consulting & Engineering Group of NY, Inc. Mechanical Engineers	300 Trolley Blvd. Rochester, NY 14606 T 585 288-5590
Jade Stone Engineering Electrical Engineers	444 Vanduzee St. Watertown, NY 13601 T 315 836 4062
Watson Engineering Plumbing	4500 State Route 434 Apalachin, NY 13732 T 607 223-4334
DM Engineers Fire Protection Engineers	1007 Yonkers Ave Yonkers, NY 10704 T 929 333-2339
Bell & Spina Building Envelope	215 Wyoming Street S Syracuse, NY 13204 T 315 488-0377
Environ. Design & Research Historic Preservation, Landscape, Civil Engineering	217 Montgomery St, Suite 1000 Syracuse, NY 13202 T 315 471-0688
Schuler Shook Lighting Design	240 W 40th Street, 2nd Floor New York, NY 10018 T 212 439-5650
D2D Green Design Sustainability PH2	10 Hallenbeck Hill East Greenbush, NY 12061 T 518 729-2967
Shen Milsom & Wilke Acoustics, IT, AV, Security	417 Fifth Avenue New York, NY 10016 T 212 725-6800
Watts Architects & Engineers Asbestos, Haz Mat	95 Perry Street, Suite 300 Buffalo, NY 14203 T 716 206-5122
Hastings Consulting Building Code	142 Hanlon Rd Holliston, MA 01746 T 508 397-8417
Ellana Cost Consulting	32 Broadway, Suite 801 New York, NY 10004 T 212971-0936

Notes:

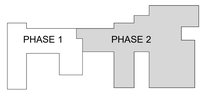

Keyplan

Job Number 31909.00
Drawing By RMS
Checked By JLD
Filename
Date August 31, 2026

Revisions

STRUCTURAL-HIGH ROOF PLAN - PHASE 2

STATE OF NEW YORK · JOHN L. DIZZY · 087191 · LICENSED PROFESSIONAL ENGINEER

EXPIRATION DATE: SEPTEMBER 30, 2027
CERTIFICATE OF AUTHORIZATION #: 0023272

BID DOCUMENTS
Scale: As indicated

S1.5

2024 Ellenzweig ©

10/8/2026 11:37:04 AM
Autodesk Docs://31909 SUCF Cornell Plant Science/31909_Cornell_PS9_STRUCT_R23.rvt

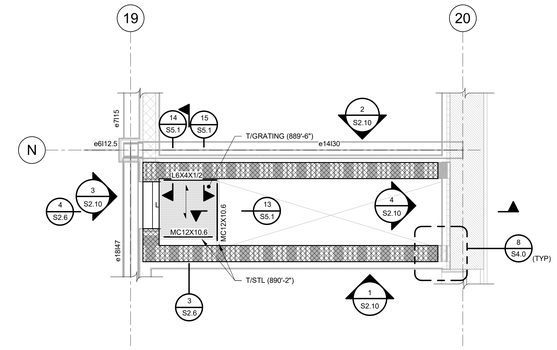

3 S2.0 PARTIAL FIRST FLOOR PLAN

3/8" = 1'-0"

NOTE:
1. T/CONC (889'-6").

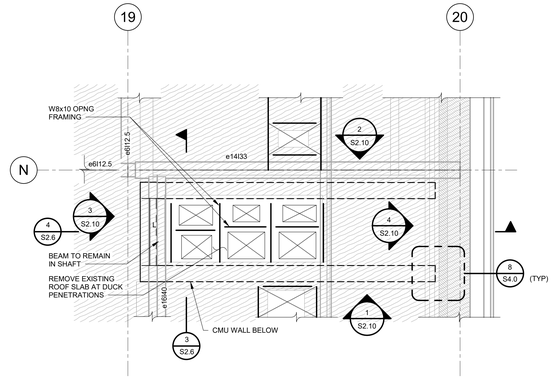

6 S2.0 PARTIAL ROOF PLAN

3/8" = 1'-0"

NOTES:
1. T/CONC (930'-6").
2. T/TOPPING VARIES.

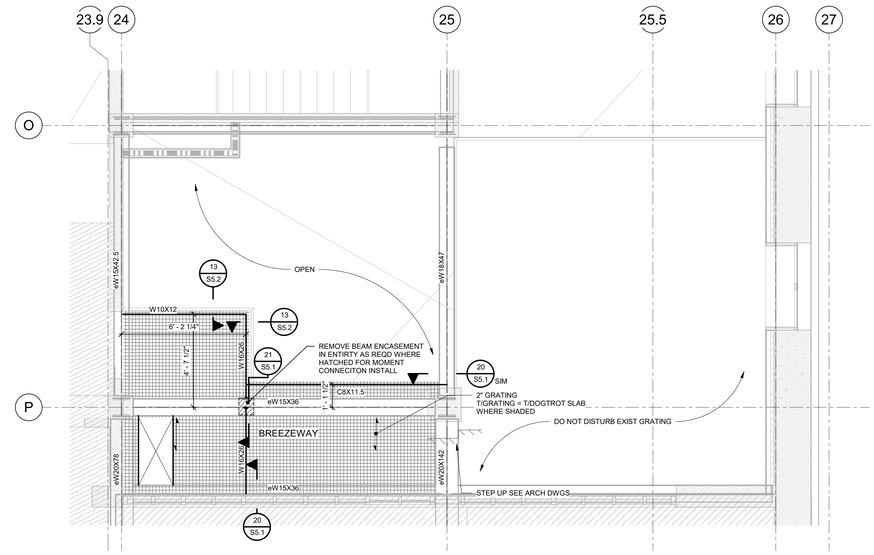

7 S2.0 PARTIAL FIRST FLOOR PLAN

3/8" = 1'-0"

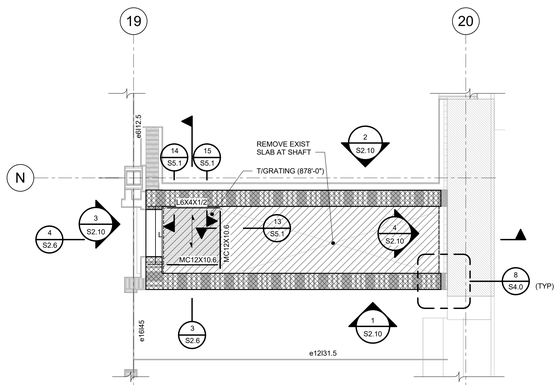

2 S2.0 PARTIAL GROUND FLOOR PLAN

3/8" = 1'-0"

NOTES:
1. T/CONC (878'-0").

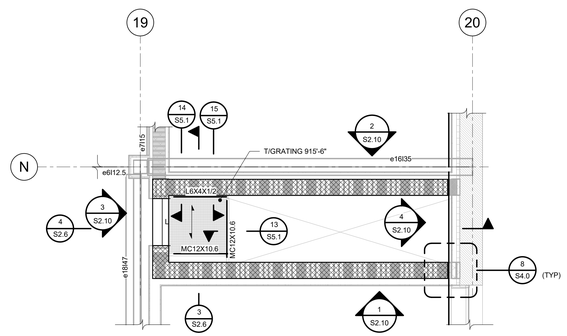

5 S2.0 PARTIAL THIRD FLOOR PLAN

3/8" = 1'-0"

NOTE:
1. T/CONC (915'-6").

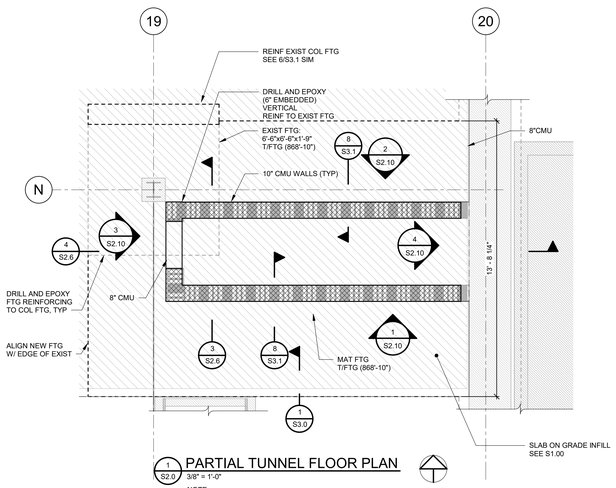

1 S2.0 PARTIAL TUNNEL FLOOR PLAN

3/8" = 1'-0"

NOTE:
1. T/CONC (869'-6").

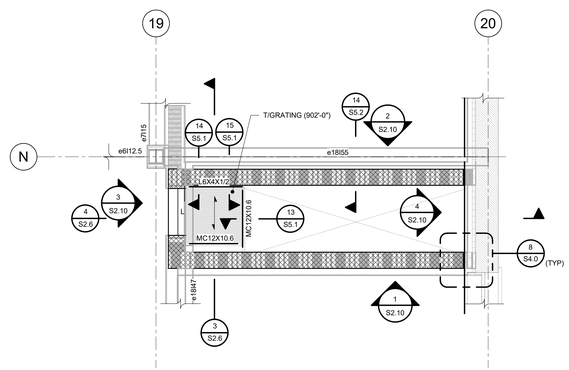

4 S2.0 PARTIAL SECOND FLOOR PLAN

3/8" = 1'-0"

NOTE:
1. T/CONC 902'-0".

EXISTING SLAB KEY PLAN			
#	THICKNESS	HATCHING	TYPE
a1	4 1/2"±		SOLID
a2	5 1/2"±		SOLID
a3	6"±		SOLID
a4	6 1/2"±		SOLID
a5	8"±		SOLID
a0	8"±	NO PATTERN	SOG

CONSTRUCT ALL CMU SHAFT WALLS TIGHT TO UNDERSIDE OF EXISTING STRUCTURE PRIOR TO SAWCUTTING AND REMOVING EXISTING SLABS AND BEAMS

RENOVATE PLANT SCIENCE BUILDING - PHASE 2

SUCF Project No. 161026-00

236 Tower Road
Ithaca, NY 14853

Cornell CALS College of Agriculture and Life Sciences

SUNY State University Construction Fund

Ellenzweig Architecture | Planning	230 Congress Street Boston, MA 02110 T 617 491-5575
Ryan Biggs Clark Davis Structural Engineers	257 Ushers Road Clifton Park, NY 12065 T 518 406-5506
Salas O'Brien Consulting & Engineering Group of NY, Inc. Mechanical Engineers	300 Trolley Blvd. Rochester, NY 14606 T 585 288-5590
Jade Stone Engineering Electrical Engineers	444 Vanduzee St. Watertown, NY 13601 T 315 836 4062
Watson Engineering Plumbing	4500 State Route 434 Apalachin, NY 13732 T 607 223-4334
DM Engineers Fire Protection Engineers	1007 Yonkers Ave Yonkers, NY 10704 T 929 333-2339
Bell & Spina Building Envelope	215 Wyoming Street S Syracuse, NY 13204 T 315 488-0377
Environ. Design & Research Historic Preservation, Landscape, Civil Engineering	217 Montgomery St, Suite 1000 Syracuse, NY 13202 T 315 471-0688
Schuler Shook Lighting Design	240 W 40th Street, 2nd Floor New York, NY 10018 T 212 439-5650
D2D Green Design Sustainability PH2	10 Hallenbeck Hill East Greenbush, NY 12061 T 518 729-2967
Shen Milsom & Wilke Acoustics, IT, AV, Security	417 Fifth Avenue New York, NY 10016 T 212 725-6800
Watts Architects & Engineers Asbestos, Haz Mat	95 Perry Street, Suite 300 Buffalo, NY 14203 T 716 206-5122
Hastings Consulting Building Code	142 Hanlon Rd Holliston, MA 01746 T 508 397-8417
Ellana Cost Consulting	32 Broadway, Suite 801 New York, NY 10004 T 212971-0936

Notes:

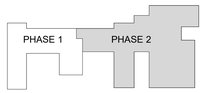

Keyplan

Job Number	31909.00
Drawing By	RMS
Checked By	JLD
Filename	
Date	August 31, 2026

Revisions

ENLARGED SHAFT PLANS - PHASE 2

EXPIRATION DATE: SEPTEMBER 30, 2027
CERTIFICATE OF AUTHORIZATION #: 0023272

BID DOCUMENTS
Scale: As indicated

S2.0

2024 Ellenzweig ©

10/8/2026 11:37:56 AM
Autodesk Docs://31909 SUCF Cornell Plant Science/31909_Cornell_PSB_STRUCT_R23.rvt

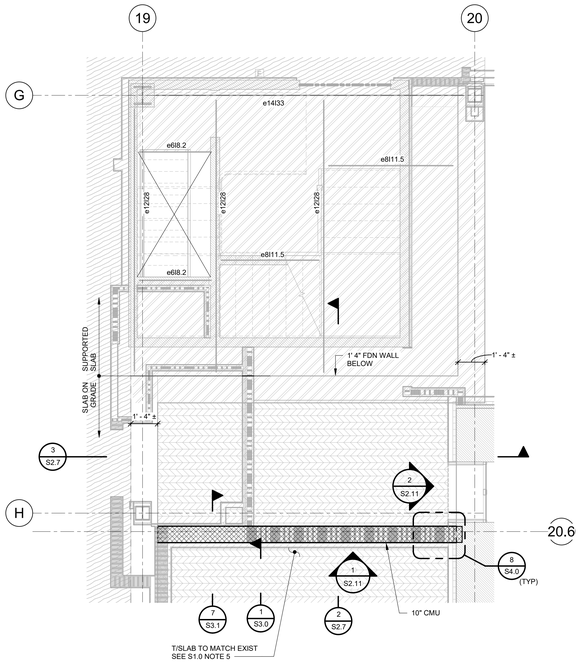

2 S2.1 PARTIAL GROUND FLOOR PLAN
3/8" = 1'-0"
NOTE:
1. T/CONC (878'-0").

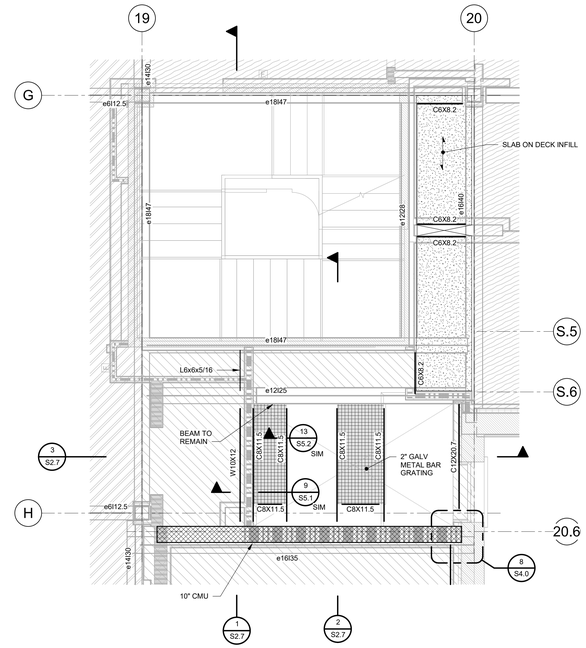

4 S2.1 PARTIAL SECOND FLOOR PLAN
3/8" = 1'-0"
NOTE:
1. T/CONC (902'-0").

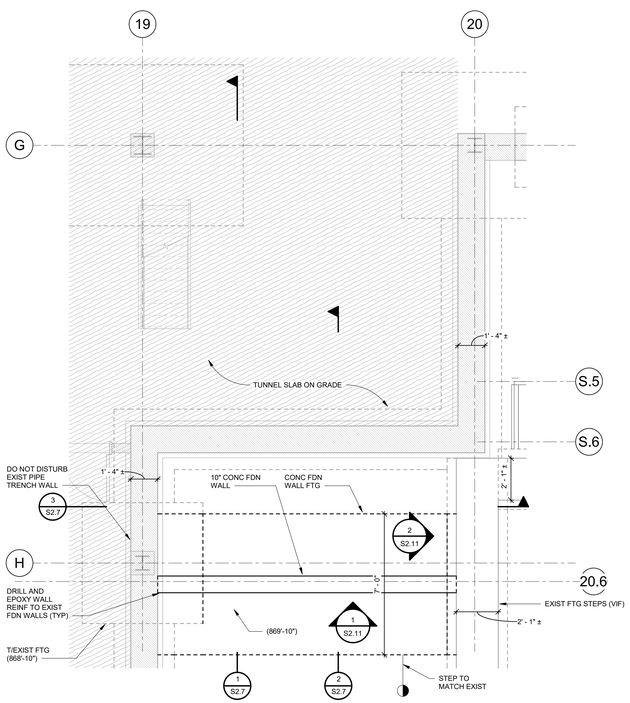

1 S2.1 PARTIAL FOUNDATION PLAN - PHASE 2
3/8" = 1'-0"
NOTES:
1. ELEVATIONS NOTED () ARE TOP OF FOOTING.
2. T/CONC (869'-6")

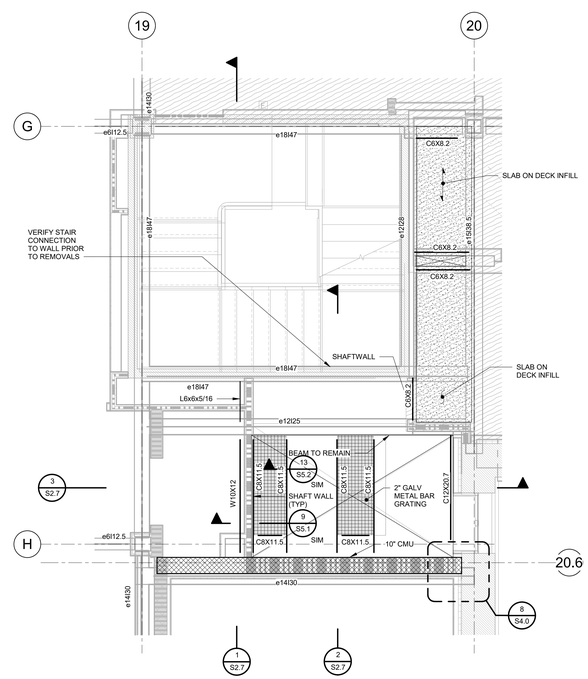

3 S2.1 PARTIAL FIRST FLOOR PLAN
3/8" = 1'-0"
NOTE:
1. T/CONC (889'-6").

EXISTING SLAB KEY PLAN			
#	THICKNESS	HATCHING	TYPE
a1	4 1/2"±		SOLID
a2	5 1/2"±		SOLID
a3	6"±		SOLID
a4	6 1/2"±		SOLID
a5	8"±		SOLID
a0	8"±	NO PATTERN	SOG

RENOVATE PLANT SCIENCE BUILDING - PHASE 2
SUCF Project No. 161026-00

236 Tower Road
Ithaca, NY 14853

Cornell CALS College of Agriculture and Life Sciences
SUNY State University Construction Fund

Ellenzweig Architecture | Planning	230 Congress Street Boston, MA 02110 T 617 491-5575
Ryan Biggs Clark Davis Structural Engineers	257 Ushers Road Clifton Park, NY 12065 T 518 406-5506
Salas O'Brien Consulting & Engineering Group of NY, Inc. Mechanical Engineers	300 Trolley Blvd. Rochester, NY 14606 T 585 288-5590
Jade Stone Engineering Electrical Engineers	444 Vanduzee St. Watertown, NY 13601 T 315 836 4062
Watson Engineering Plumbing	4500 State Route 434 Apalachin, NY 13732 T 607 223-4334
DM Engineers Fire Protection Engineers	1007 Yonkers Ave Yonkers, NY 10704 T 929 333-2339
Bell & Spina Building Envelope	215 Wyoming Street S Syracuse, NY 13204 T 315 488-0377
Environ. Design & Research Historic Preservation, Landscape, Civil Engineering	217 Montgomery St, Suite 1000 Syracuse, NY 13202 T 315 471-0688
Schuler Shook Lighting Design	240 W 40th Street, 2nd Floor New York, NY 10018 T 212 439-5650
D2D Green Design Sustainability PH2	10 Hallenbeck Hill East Greenbush, NY 12061 T 518 729-2967
Shen Milsom & Wilke Acoustics, IT, AV, Security	417 Fifth Avenue New York, NY 10016 T 212 725-6800
Watts Architects & Engineers Asbestos, Haz Mat	95 Perry Street, Suite 300 Buffalo, NY 14203 T 716 206-5122
Hastings Consulting Building Code	142 Hanlon Rd Holliston, MA 01746 T 508 397-8417
Ellana Cost Consulting	32 Broadway, Suite 801 New York, NY 10004 T 212971-0936

Notes:

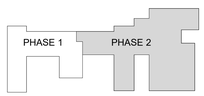

Keyplan

Job Number 31909.00
Drawing By RMS
Checked By JLD
Filename
Date August 31, 2026

Revisions

ENLARGED SHAFT PLANS - PHASE 2

STATE OF NEW YORK
JOHN L. CLARK
LICENSED PROFESSIONAL ARCHITECT

EXPIRATION DATE: SEPTEMBER 30, 2027
CERTIFICATE OF AUTHORIZATION #: 0023272

BID DOCUMENTS
Scale: As indicated

S2.1

2024 Ellenzweig ©

10/8/2026 11:37:07 AM
Autodesk Docs://31909 SUCF Cornell Plant Sciences/31909_Cornell_PSB_STRUCT_R23.rvt

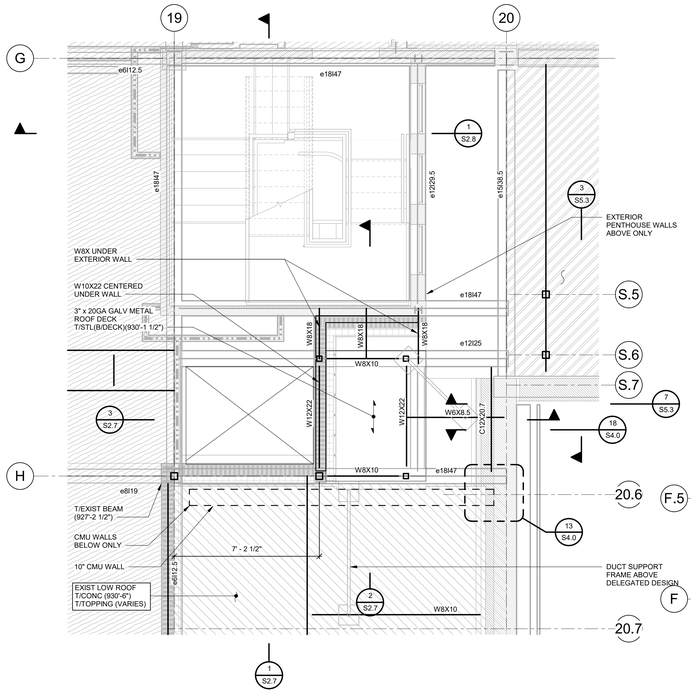

02 PARTIAL FOURTH FLOOR/LOW ROOF PLAN

2 / S2.2 — 3/8" = 1'-0"

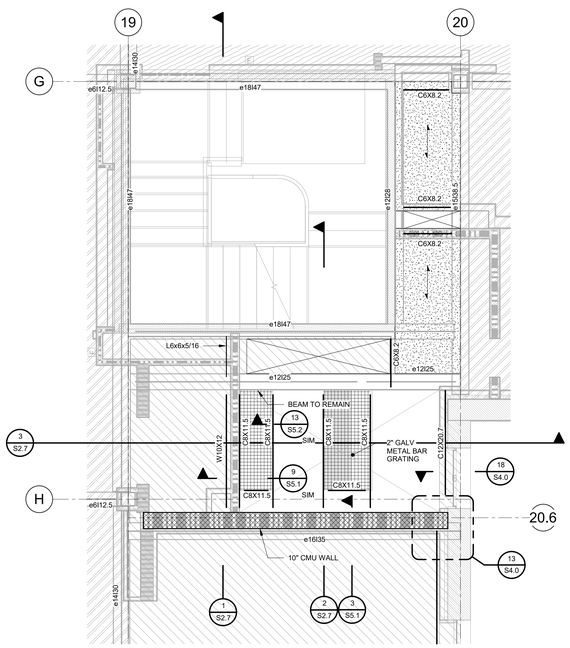

1 PARTIAL THIRD FLOOR PLAN

1 / S2.2 — 3/8" = 1'-0"

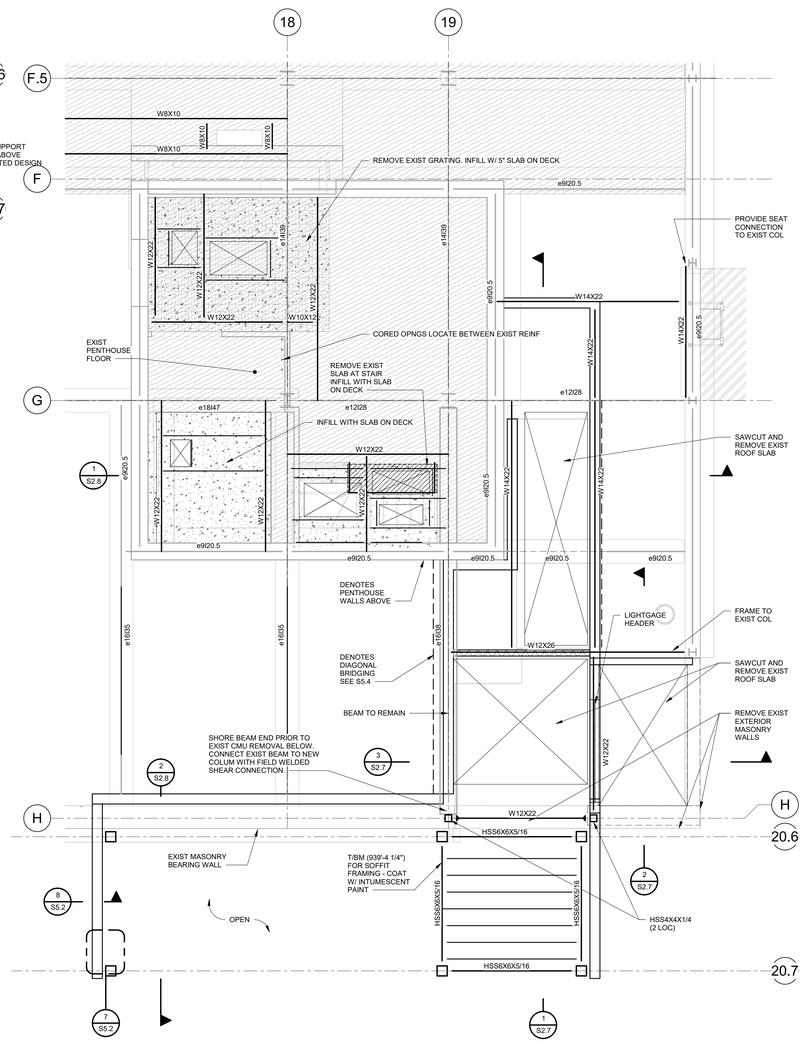

3 PENTHOUSE FLOOR/HIGH ROOF PLAN

3 / S2.2 — 3/8" = 1'-0"

NOTE:
1. [ ] INDICATES 5" (TOTAL THICKNESS) LIGHTWEIGHT CONCRETE SLAB ON 1 1/2"x20GA GALV COMPOSITE METAL DECK. REINF WITH #4 AT 16"OC EW T/CONC INFILL TO MATCH T/EXISTING SLAB.

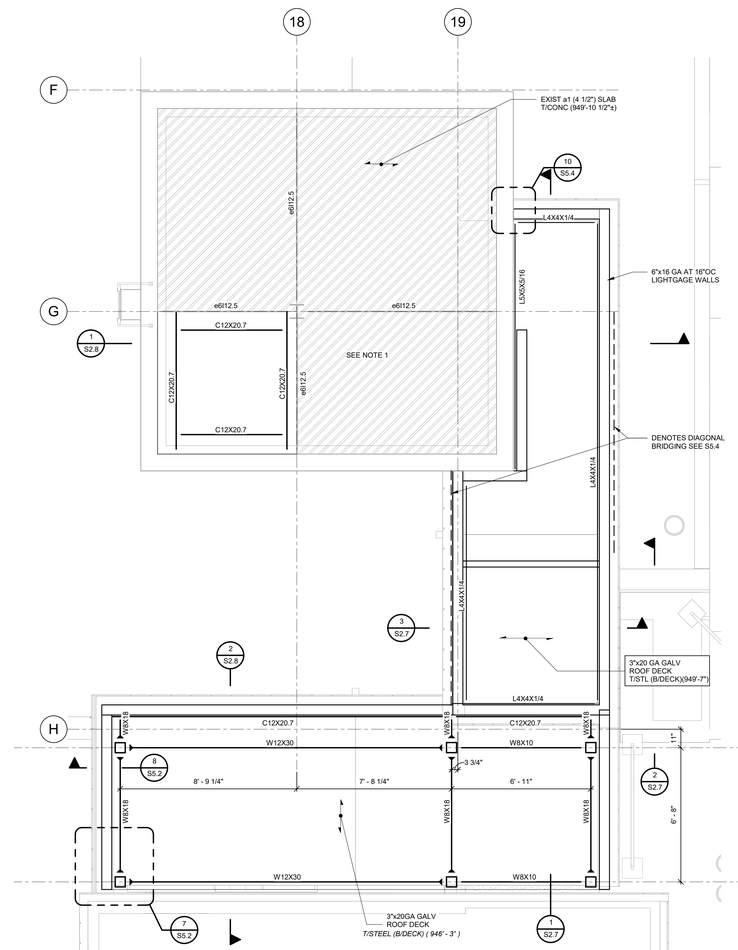

4 PENTHOUSE ROOF PLAN

4 / S2.2 — 3/8" = 1'-0"

NOTE:
1. T/CONC (949'-10 1/2").

RENOVATE PLANT SCIENCE BUILDING - PHASE 2

SUCF Project No. 161026-00

236 Tower Road
Ithaca, NY 14853

Cornell CALS College of Agriculture and Life Sciences

SUNY State University Construction Fund

Ellenzweig Architecture | Planning	230 Congress Street Boston, MA 02110 T 617 491-5575
Ryan Biggs Clark Davis Structural Engineers	257 Ushers Road Clifton Park, NY 12065 T 518 406-5506
Salas O'Brien Consulting & Engineering Group of NY, Inc. Mechanical Engineers	300 Trolley Blvd. Rochester, NY 14606 T 585 288-5590
Jade Stone Engineering Electrical Engineers	444 Vanduzee St. Watertown, NY 13601 T 315 836 4062
Watson Engineering Plumbing	4500 State Route 434 Apalachin, NY 13732 T 607 223-4334
DM Engineers Fire Protection Engineers	1007 Yonkers Ave Yonkers, NY 10704 T 929 333-2339
Bell & Spina Building Envelope	215 Wyoming Street S Syracuse, NY 13204 T 315 488-0377
Environ. Design & Research Historic Preservation, Landscape, Civil Engineering	217 Montgomery St, Suite 1000 Syracuse, NY 13202 T 315 471-0688
Schuler Shook Lighting Design	240 W 40th Street, 2nd Floor New York, NY 10018 T 212 439-5650
D2D Green Design Sustainability PH2	10 Hallenbeck Hill East Greenbush, NY 12061 T 518 729-2967
Shen Milsom & Wilke Acoustics, IT, AV, Security	417 Fifth Avenue New York, NY 10016 T 212 725-6800
Watts Architects & Engineers Asbestos, Haz Mat	95 Perry Street, Suite 300 Buffalo, NY 14203 T 716 206-5122
Hastings Consulting Building Code	142 Hanlon Rd Holliston, MA 01746 T 508 397-8417
Ellana Cost Consulting	32 Broadway, Suite 801 New York, NY 10004 T 212971-0936

Notes:

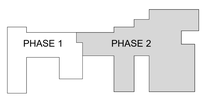

Keyplan

Job Number 31909.00
Drawing By RMS
Checked By JLD
Filename
Date August 31, 2026

Revisions

ENLARGED SHAFT PLANS - PHASE 2

STATE OF NEW YORK · JOHN LEO CLARK · LICENSED PROFESSIONAL ENGINEER

EXPIRATION DATE: SEPTEMBER 30, 2027
CERTIFICATE OF AUTHORIZATION #: 0023272

BID DOCUMENTS
Scale: As indicated

S2.2

2024 Ellenzweig ©

10/8/2026 11:37:08 AM
Autodesk Docs://31909 SUCF Cornell Plant Sciences/31909_Cornell_PS$B_STRUCT_R23.rvt

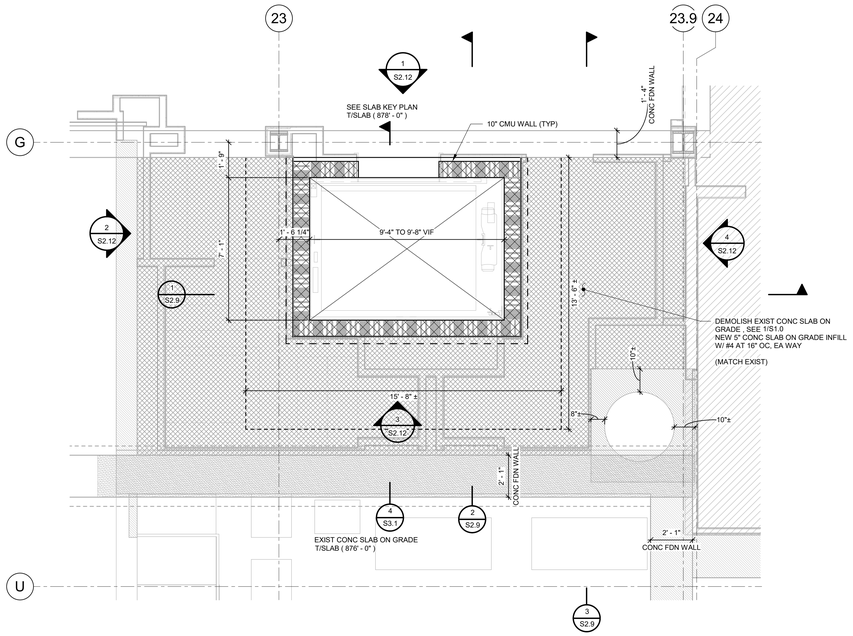

2 S2.3 PARTIAL GROUND FLOOR PLAN
3/8" = 1'-0"

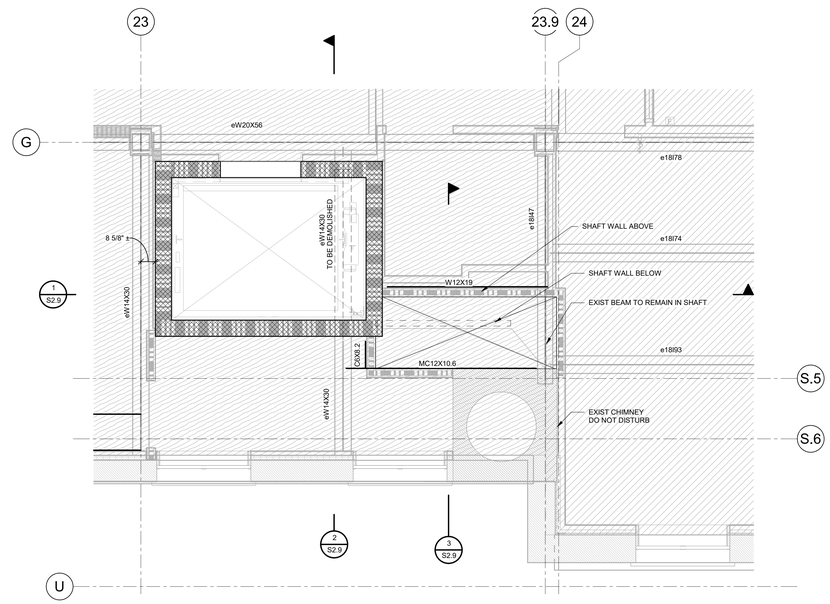

4 S2.3 PARTIAL SECOND FLOOR PLAN
3/8" = 1'-0"

NOTE:
T/EXIST CONC (902'-0").

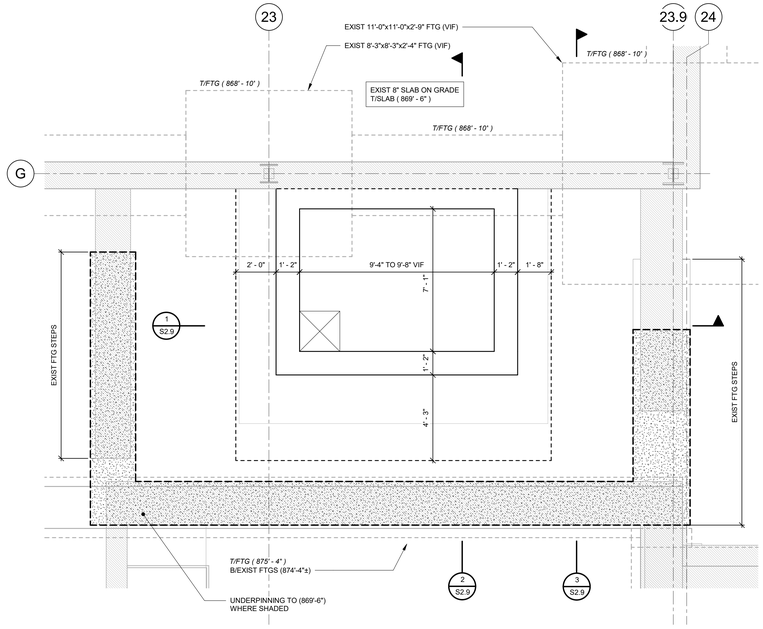

1 S2.3 PARTIAL FOUNDATION PLAN
3/8" = 1'-0"

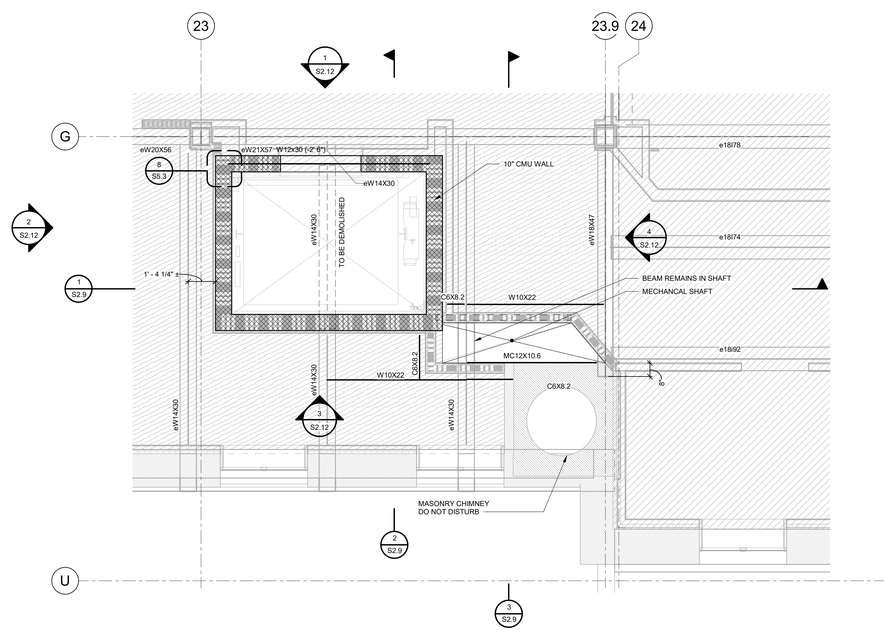

3 S2.3 PARTIAL FIRST FLOOR PLAN
3/8" = 1'-0"

NOTE:
T/EXIST CONC (889'-6").

CONSTRUCT ALL CMU SHAFT WALLS TIGHT TO UNDERSIDE OF EXISTING STRUCTURE PRIOR TO SAWCUTTING AND REMOVING EXISTING SLABS AND BEAMS

EXISTING SLAB KEY PLAN			
#	THICKNESS	HATCHING	TYPE
a1	4 1/2"±		SOLID
a2	5 1/2"±		SOLID
a3	6"±		SOLID
a4	6 1/2"±		SOLID
a5	8"±		SOLID
a0	8"±	NO PATTERN	SOG

RENOVATE PLANT SCIENCE BUILDING - PHASE 2

SUCF Project No. 161026-00

236 Tower Road
Ithaca, NY 14853

Cornell CALS College of Agriculture and Life Sciences

SUNY State University Construction Fund

Ellenzweig Architecture | Planning	230 Congress Street Boston, MA 02110 T 617 491-5575
Ryan Biggs Clark Davis Structural Engineers	257 Ushers Road Clifton Park, NY 12065 T 518 406-5506
Salas O'Brien Consulting & Engineering Group of NY, Inc. Mechanical Engineers	300 Trolley Blvd. Rochester, NY 14606 T 585 288-5590
Jade Stone Engineering Electrical Engineers	444 Vanduzee St. Watertown, NY 13601 T 315 836 4062
Watson Engineering Plumbing	4500 State Route 434 Apalachin, NY 13732 T 607 223-4334
DM Engineers Fire Protection Engineers	1007 Yonkers Ave Yonkers, NY 10704 T 929 333-2339
Bell & Spina Building Envelope	215 Wyoming Street S Syracuse, NY 13204 T 315 488-0377
Environ. Design & Research Historic Preservation, Landscape, Civil Engineering	217 Montgomery St, Suite 1000 Syracuse, NY 13202 T 315 471-0688
Schuler Shook Lighting Design	240 W 40th Street, 2nd Floor New York, NY 10018 T 212 439-5650
D2D Green Design Sustainability PH2	10 Hallenbeck Hill East Greenbush, NY 12061 T 518 729-2967
Shen Milsom & Wilke Acoustics, IT, AV, Security	417 Fifth Avenue New York, NY 10016 T 212 725-6800
Watts Architects & Engineers Asbestos, Haz Mat	95 Perry Street, Suite 300 Buffalo, NY 14203 T 716 206-5122
Hastings Consulting Building Code	142 Hanlon Rd Holliston, MA 01746 T 508 397-8417
Ellana Cost Consulting	32 Broadway, Suite 801 New York, NY 10004 T 212971-0936

Notes:

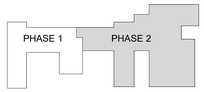

Keyplan

Job Number	31909.00
Drawing By	RMS
Checked By	JLD
Filename	
Date	August 31, 2026

Revisions

ENLARGED SHAFT PLANS - PHASE 2

EXPIRATION DATE: SEPTEMBER 30, 2027
CERTIFICATE OF AUTHORIZATION #: 0023372

BID DOCUMENTS
Scale: As indicated

S2.3

2024 Ellenzweig ©

10/8/2026 11:37:09 AM
Autodesk Docs://31909 SUCF Cornell Plant Sciences/31909_Cornell_PSB_STRUCT_R23.rvt

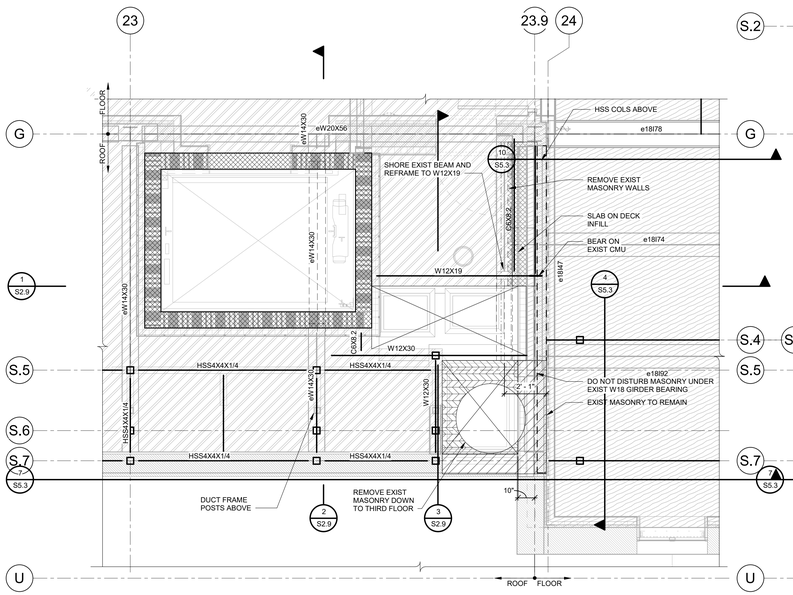

2 S2.4 PARTIAL FOURTH FLOOR/LOW ROOF PLAN

3/8" = 1'-0"

NOTES:
1. T/EXIST CONC (929'-3") (ROOF).
2. T/EXIST CONC (927'-6")(FLOOR).

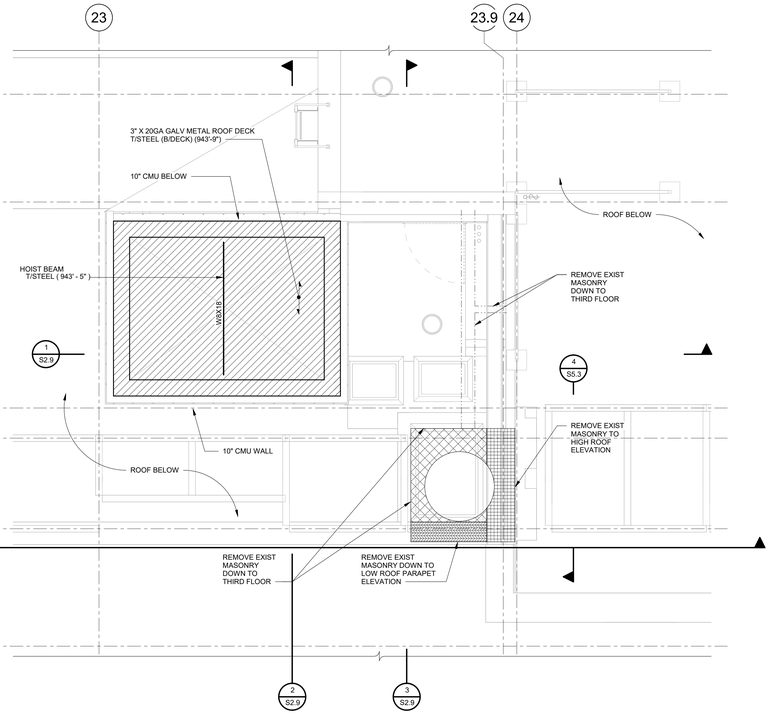

4 S2.4 ELEVATOR MACHINE ROOM PLAN

3/8" = 1'-0"

NOTES:
1. T/EXIST CONC (936'-0") CORRIDOR ROOF.
2. T/EXIST CONC (939'-6") HIGH ROOF.

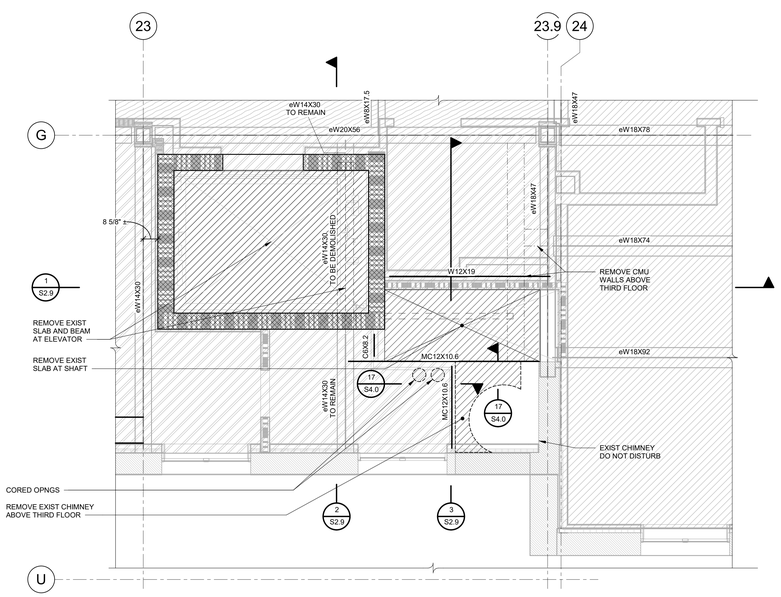

1 S2.4 PARTIAL THIRD FLOOR PLAN

3/8" = 1'-0"

NOTE:
1. T/EXIST CONC (915'-6").

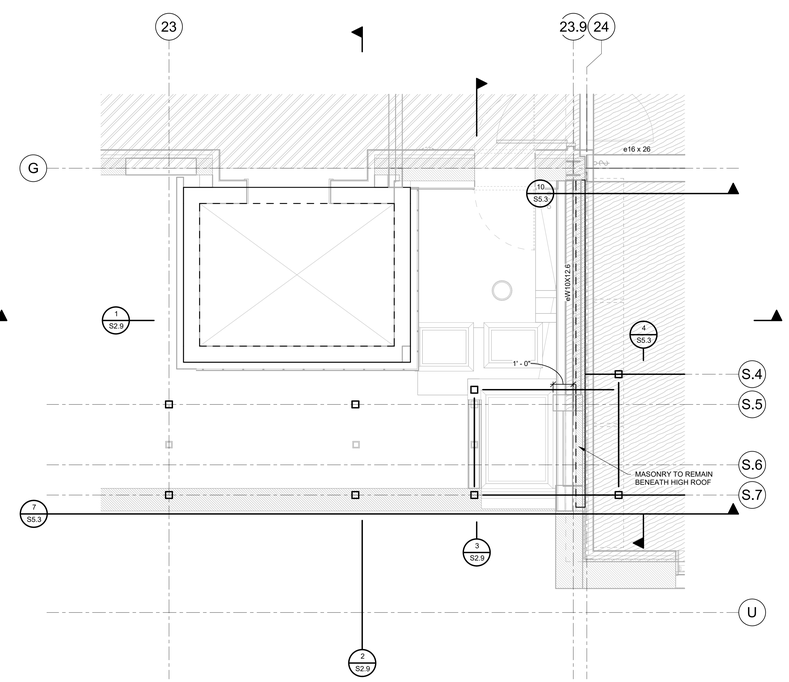

3 S2.4 PARTIAL HIGH ROOF PLAN

3/8" = 1'-0"

CONSTRUCT ALL CMU SHAFT WALLS TIGHT TO UNDERSIDE OF EXISTING STRUCTURE PRIOR TO SAWCUTTING AND REMOVING EXISTING SLABS AND BEAMS

EXISTING SLAB KEY PLAN			
#	THICKNESS	HATCHING	TYPE
a1	4 1/2"±		SOLID
a2	5 1/2"±		SOLID
a3	6"±		SOLID
a4	6 1/2"±		SOLID
a5	8"±		SOLID
a0	8"±	NO PATTERN	SOG

RENOVATE PLANT SCIENCE BUILDING - PHASE 2

SUCF Project No. 161026-00

236 Tower Road
Ithaca, NY 14853

Cornell CALS College of Agriculture and Life Sciences

SUNY State University Construction Fund

Ellenzweig Architecture | Planning	230 Congress Street Boston, MA 02110 T 617 491-5575
Ryan Biggs Clark Davis Structural Engineers	257 Ushers Road Clifton Park, NY 12065 T 518 406-5506
Salas O'Brien Consulting & Engineering Group of NY, Inc. Mechanical Engineers	300 Trolley Blvd. Rochester, NY 14606 T 585 288-5590
Jade Stone Engineering Electrical Engineers	444 Vanduzee St. Watertown, NY 13601 T 315 836 4062
Watson Engineering Plumbing	4500 State Route 434 Apalachin, NY 13732 T 607 223-4334
DM Engineers Fire Protection Engineers	1007 Yonkers Ave Yonkers, NY 10704 T 929 333-2339
Bell & Spina Building Envelope	215 Wyoming Street S Syracuse, NY 13204 T 315 488-0377
Environ. Design & Research Historic Preservation, Landscape, Civil Engineering	217 Montgomery St, Suite 1000 Syracuse, NY 13202 T 315 471-0688
Schuler Shook Lighting Design	240 W 40th Street, 2nd Floor New York, NY 10018 T 212 439-5650
D2D Green Design Sustainability PH2	10 Hallenbeck Hill East Greenbush, NY 12061 T 518 729-2967
Shen Milsom & Wilke Acoustics, IT, AV, Security	417 Fifth Avenue New York, NY 10016 T 212 725-6800
Watts Architects & Engineers Asbestos, Haz Mat	95 Perry Street, Suite 300 Buffalo, NY 14203 T 716 206-5122
Hastings Consulting Building Code	142 Hanlon Rd Holliston, MA 01746 T 508 397-8417
Ellana Cost Consulting	32 Broadway, Suite 801 New York, NY 10004 T 212971-0936

Notes:

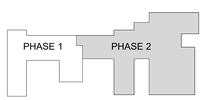

Keyplan

Job Number 31909.00
Drawing By RMS
Checked By JLD
Filename
Date August 31, 2026

Revisions

ENLARGED SHAFT PLANS - PHASE 2

STATE OF NEW YORK
LICENSED PROFESSIONAL ENGINEER
EXPIRATION DATE: SEPTEMBER 30, 2027
CERTIFICATE OF AUTHORIZATION #: 0023272

BID DOCUMENTS
Scale: As indicated

S2.4

2024 Ellenzweig ©

10/8/2026 11:37:10 AM
Autodesk Docs://31909 SUCF Cornell Plant Sciences/31909_Cornell_PSB_STRUCT_R23.rvt

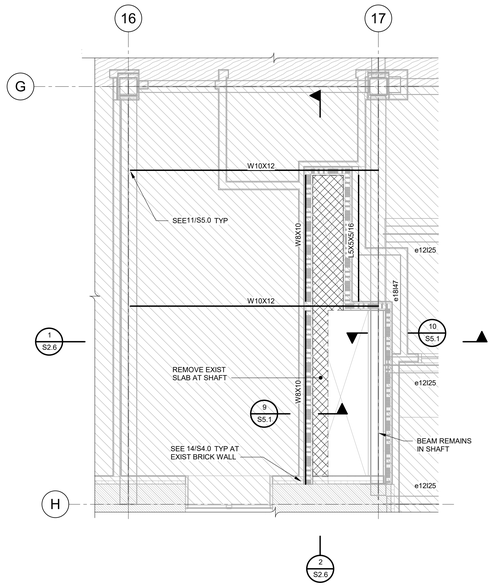

1 S2.5 PARTIAL FLOOR PLAN (TYPICAL FIRST-THIRD)
3/8" = 1'-0"

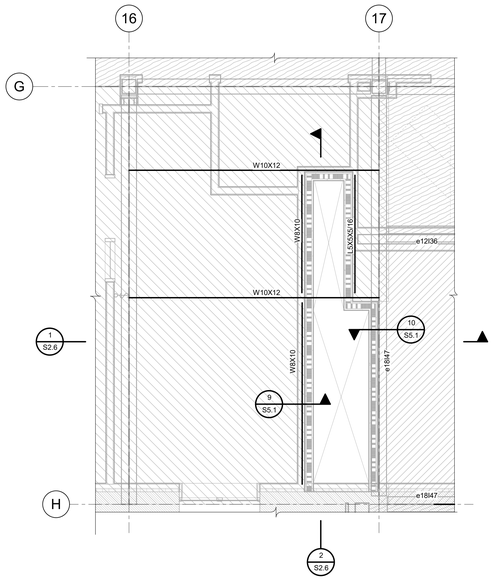

2 S2.5 PARTIAL FOURTH FLOOR PLAN
3/8" = 1'-0"

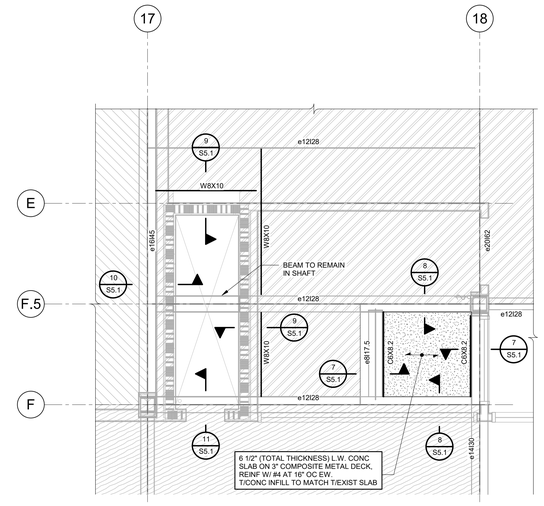

3 S2.5 PARTIAL FIRST FLOOR PLAN
3/8" = 1'-0"

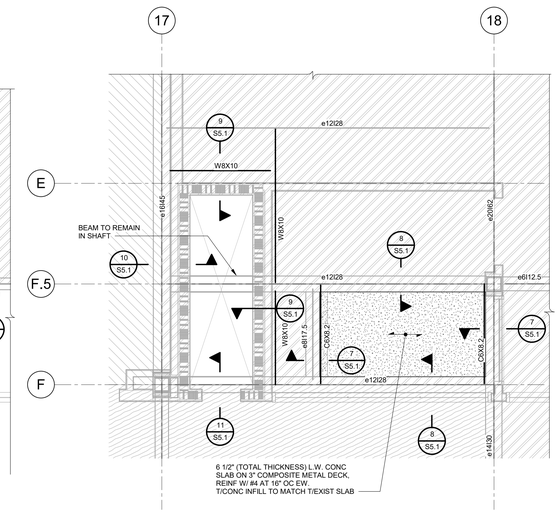

4 S2.5 PARTIAL SECOND FLOOR PLAN
3/8" = 1'-0"

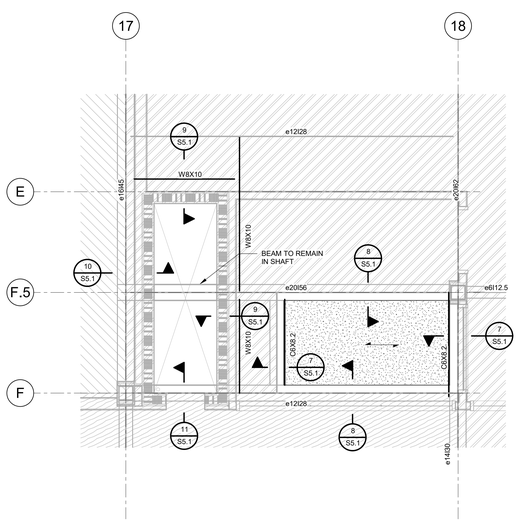

5 S2.5 PARTIAL THIRD FLOOR PLAN
3/8" = 1'-0"

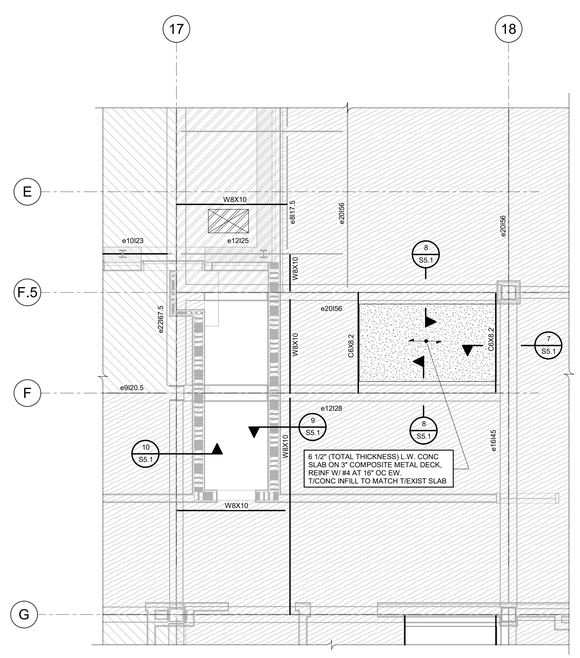

6 S2.5 PARTIAL FOURTH FLOOR PLAN
3/8" = 1'-0"

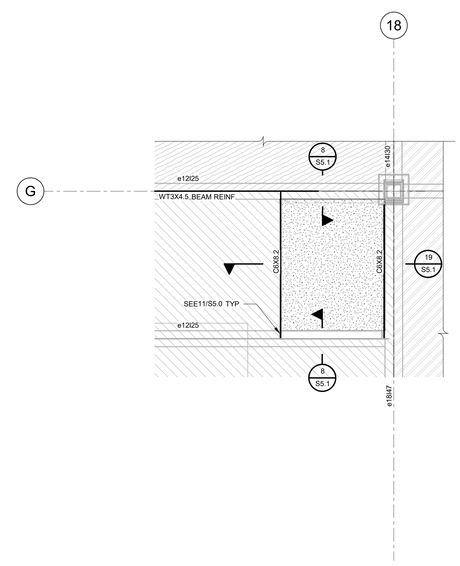

7 S2.5 PARTIAL FLOOR PLAN
3/8" = 1'-0"

EXISTING SLAB KEY PLAN			
#	THICKNESS	HATCHING	TYPE
a1	4 1/2"±		SOLID
a2	5 1/2"±		SOLID
a3	6"±		SOLID
a4	6 1/2"±		SOLID
a5	8"±		SOLID
a0	8"±	NO PATTERN	SOG

RENOVATE PLANT SCIENCE BUILDING - PHASE 2
SUCF Project No. 161026-00

236 Tower Road
Ithaca, NY 14853

Cornell CALS College of Agriculture and Life Sciences
SUNY State University Construction Fund

Ellenzweig Architecture | Planning	230 Congress Street Boston, MA 02110 T 617 491-5575
Ryan Biggs Clark Davis Structural Engineers	257 Ushers Road Clifton Park, NY 12065 T 518 406-5506
Salas O'Brien Consulting & Engineering Group of NY, Inc. Mechanical Engineers	300 Trolley Blvd. Rochester, NY 14606 T 585 288-5590
Jade Stone Engineering Electrical Engineers	444 Vanduzee St. Watertown, NY 13601 T 315 836 4062
Watson Engineering Plumbing	4500 State Route 434 Apalachin, NY 13732 T 607 223-4334
DM Engineers Fire Protection Engineers	1007 Yonkers Ave Yonkers, NY 10704 T 929 333-2339
Bell & Spina Building Envelope	215 Wyoming Street S Syracuse, NY 13204 T 315 488-0377
Environ. Design & Research Historic Preservation, Landscape, Civil Engineering	217 Montgomery St, Suite 1000 Syracuse, NY 13202 T 315 471-0688
Schuler Shook Lighting Design	240 W 40th Street, 2nd Floor New York, NY 10018 T 212 439-5650
D2D Green Design Sustainability PH2	10 Hallenbeck Hill East Greenbush, NY 12061 T 518 729-2967
Shen Milsom & Wilke Acoustics, IT, AV, Security	417 Fifth Avenue New York, NY 10016 T 212 725-6800
Watts Architects & Engineers Asbestos, Haz Mat	95 Perry Street, Suite 300 Buffalo, NY 14203 T 716 206-5122
Hastings Consulting Building Code	142 Hanlon Rd Holliston, MA 01746 T 508 397-8417
Ellana Cost Consulting	32 Broadway, Suite 801 New York, NY 10004 T 212971-0936

Notes:

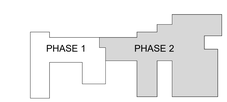

Keyplan

Job Number 31909.00
Drawing By RMS
Checked By JLD
Filename
Date August 31, 2026

Revisions

ENLARGED SHAFT PLANS - PHASE 2

STATE OF NEW YORK
JOHN L. CLARK
ARCHITECT

EXPIRATION DATE: SEPTEMBER 30, 2027
CERTIFICATE OF AUTHORIZATION #: 0023272

BID DOCUMENTS
Scale: As indicated

S2.5

2024 Ellenzweig ©

10/8/2026 11:37:12 AM
Autodesk Docs://31909 SUCF Cornell Plant Sciences/31909_Cornell_PSB_STRUCT_R23.rvt

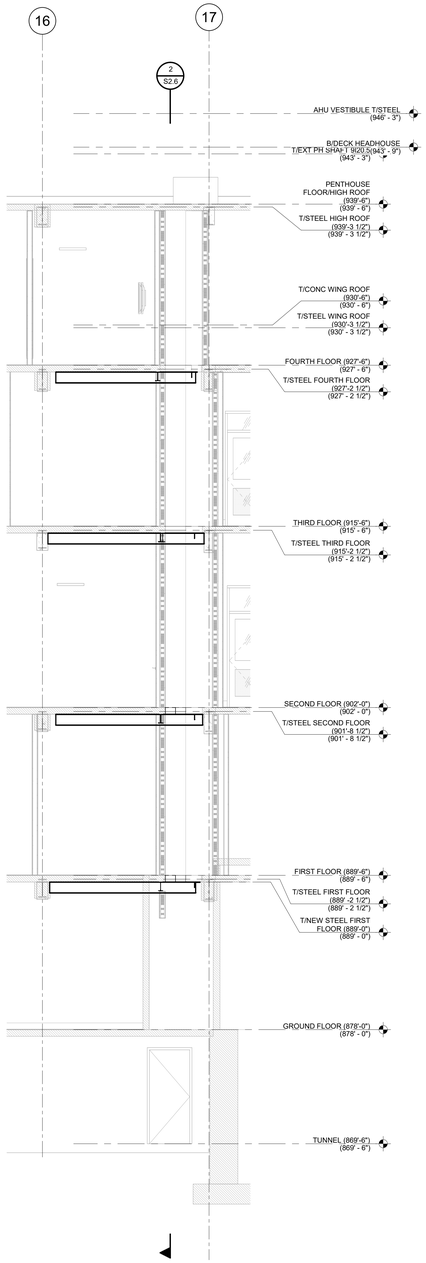

1 S2.6 SECTION
1/4" = 1'-0"

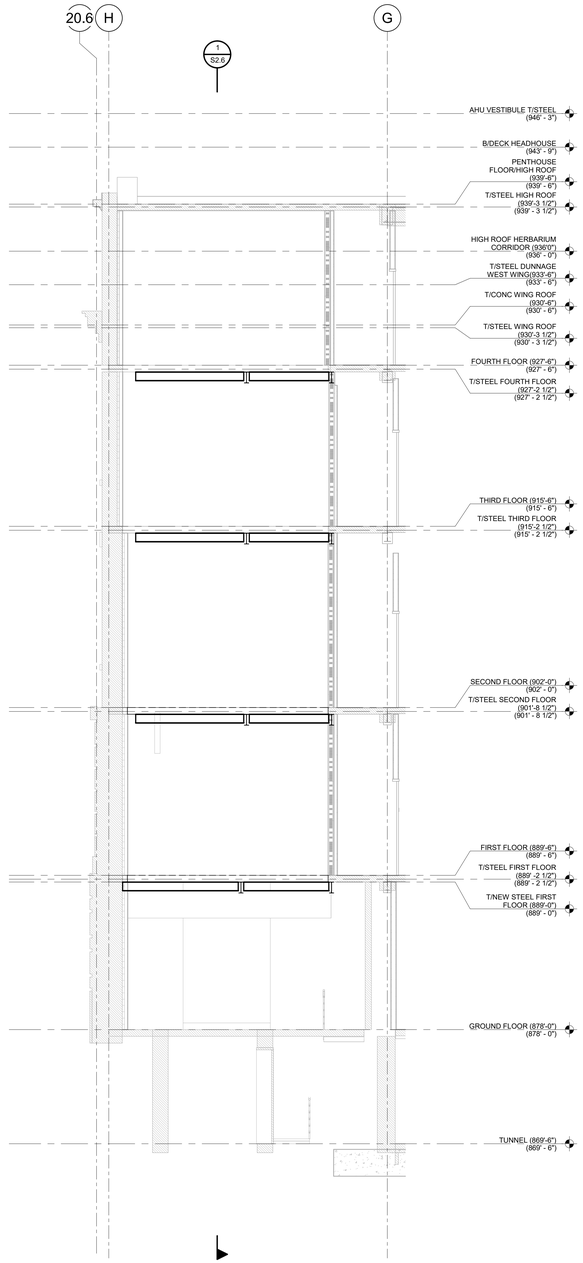

2 S2.6 SECTION
1/4" = 1'-0"

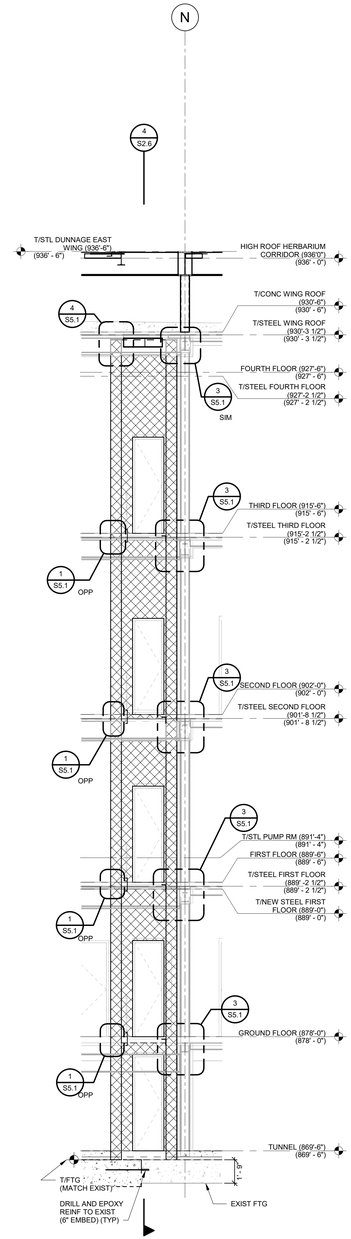

3 S2.6 SECTION
1/4" = 1'-0"

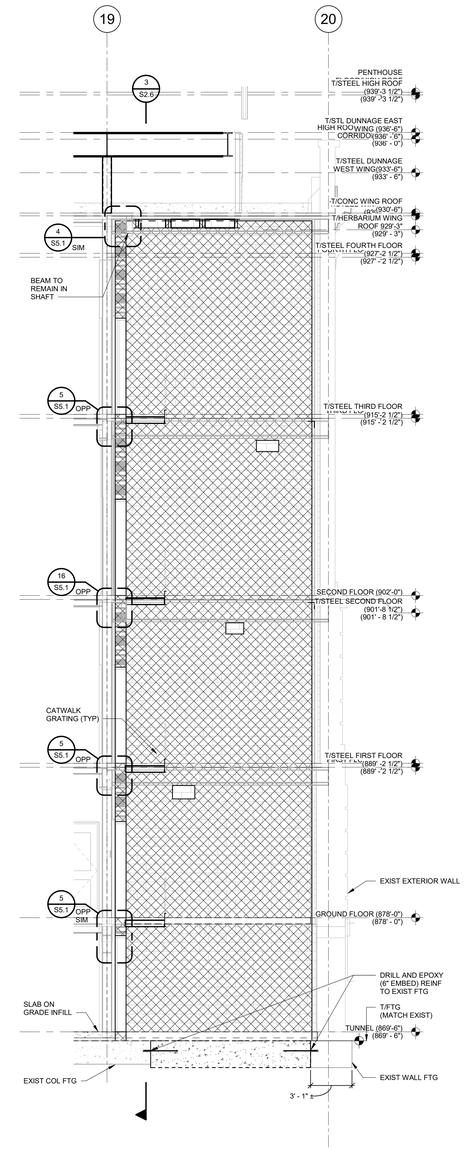

4 S2.6 SECTION
1/4" = 1'-0"

RENOVATE PLANT SCIENCE
BUILDING - PHASE 2

SUCF Project No. 161026-00

236 Tower Road
Ithaca, NY 14853

Cornell CALS College of Agriculture and Life Sciences

SUNY State University Construction Fund

Ellenzweig Architecture | Planning	230 Congress Street Boston, MA 02110 T 617 491-5575
Ryan Biggs Clark Davis Structural Engineers	257 Ushers Road Clifton Park, NY 12065 T 518 406-5506
Salas O'Brien Consulting & Engineering Group of NY, Inc. Mechanical Engineers	300 Trolley Blvd. Rochester, NY 14606 T 585 288-5590
Jade Stone Engineering Electrical Engineers	444 Vanduzee St. Watertown, NY 13601 T 315 836 4062
Watson Engineering Plumbing	4500 State Route 434 Apalachin, NY 13732 T 607 223-4334
DM Engineers Fire Protection Engineers	1007 Yonkers Ave Yonkers, NY 10704 T 929 333-2339
Bell & Spina Building Envelope	215 Wyoming Street S Syracuse, NY 13204 T 315 488-0377
Environ. Design & Research Historic Preservation, Landscape, Civil Engineering	217 Montgomery St, Suite 1000 Syracuse, NY 13202 T 315 471-0688
Schuler Shook Lighting Design	240 W 40th Street, 2nd Floor New York, NY 10018 T 212 439-5650
D2D Green Design Sustainability PH2	10 Hallenbeck Hill East Greenbush, NY 12061 T 518 729-2967
Shen Milsom & Wilke Acoustics, IT, AV, Security	417 Fifth Avenue New York, NY 10016 T 212 725-6800
Watts Architects & Engineers Asbestos, Haz Mat	95 Perry Street, Suite 300 Buffalo, NY 14203 T 716 206-5122
Hastings Consulting Building Code	142 Hanlon Rd Holliston, MA 01746 T 508 397-8417
Ellana Cost Consulting	32 Broadway, Suite 801 New York, NY 10004 T 212971-0936

Notes:

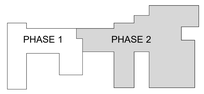

Keyplan

Job Number 31909.00
Drawing By RMS
Checked By JLD
Filename
Date August 31, 2026

Revisions

ENLARGED SHAFT
SECTIONS - PHASE 2

EXPIRATION DATE: SEPTEMBER 30, 2027
CERTIFICATE OF AUTHORIZATION #: 0023372

2024 Ellenzweig ©

BID DOCUMENTS
Scale: 1/4" = 1'-0"

S2.6

10/8/2026 11:37:14 AM

Autodesk Docs://31909 SUCF Cornell Plant Sciences/31909_Cornell_PS8_STRUCT_R23.rvt

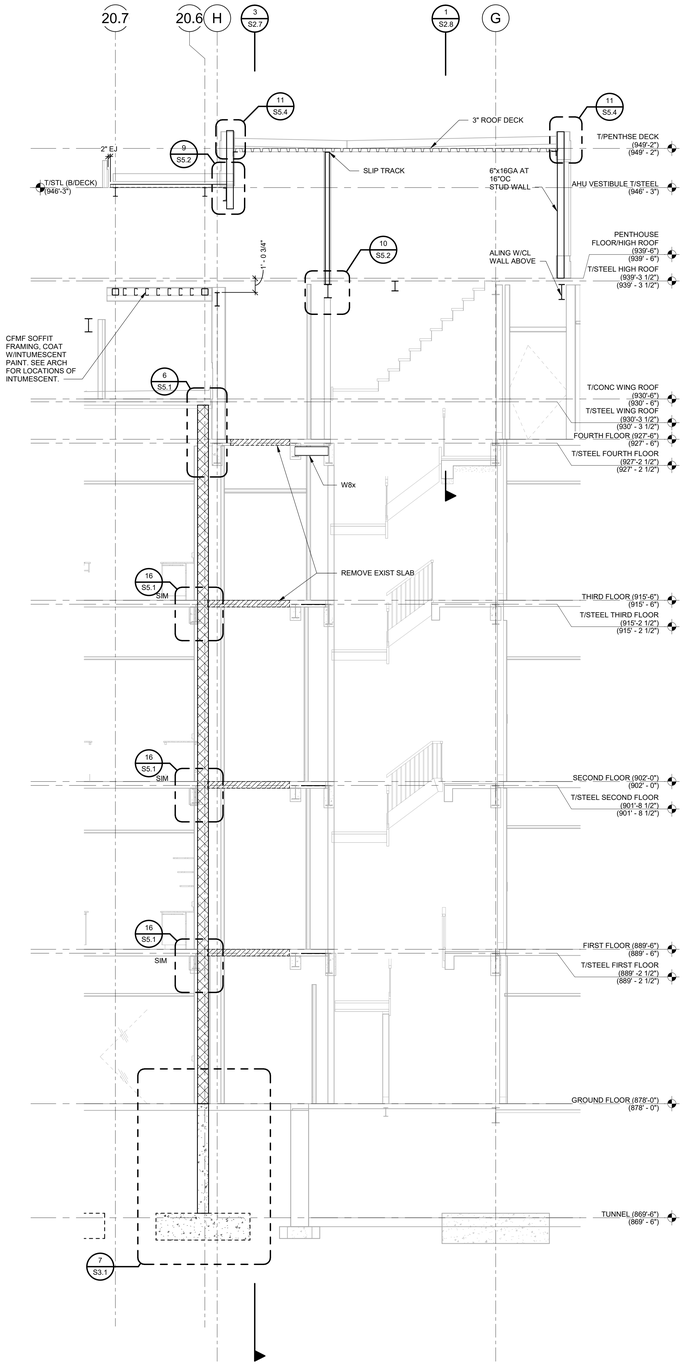

1 S2.7 SECTION
1/4" = 1'-0"

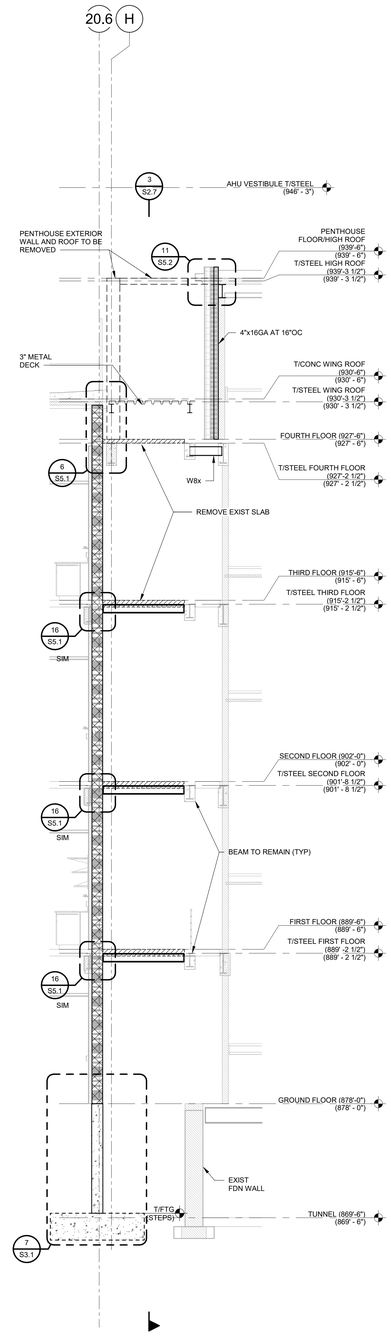

2 S2.7 SECTION
1/4" = 1'-0"

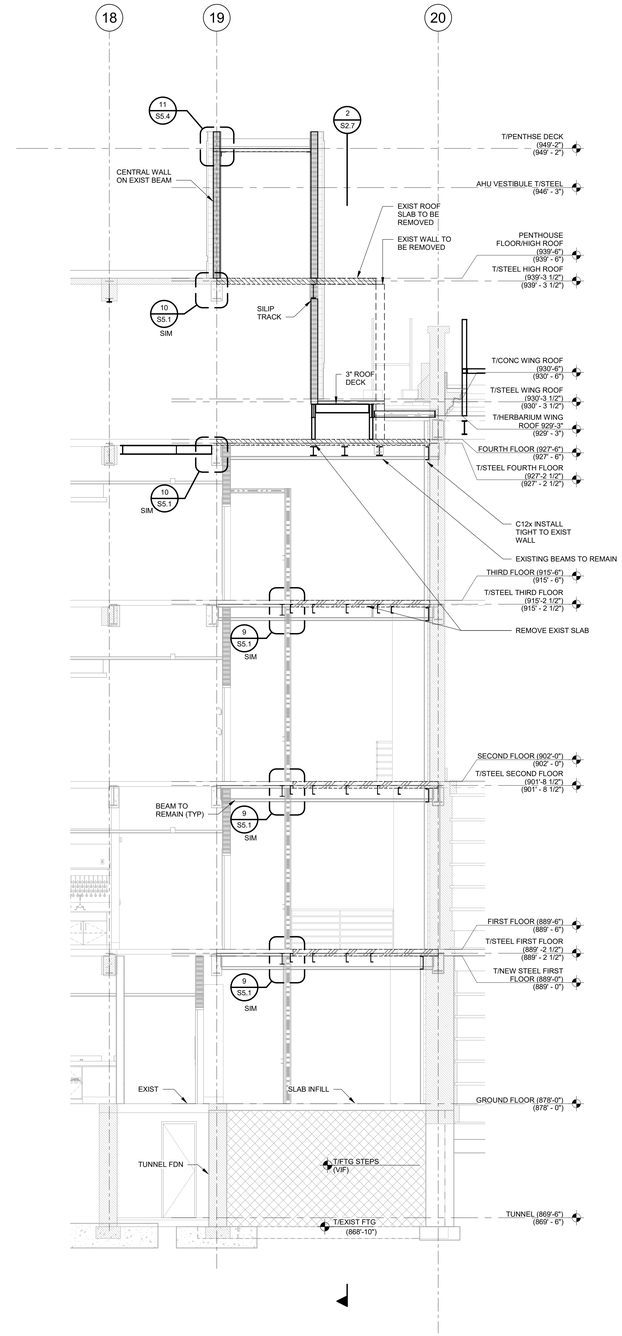

3 S2.7 SECTION
1/4" = 1'-0"

RENOVATE PLANT SCIENCE BUILDING - PHASE 2

SUCF Project No. 161026-00

236 Tower Road
Ithaca, NY 14853

Cornell CALS College of Agriculture and Life Sciences

SUNY State University Construction Fund

Ellenzweig Architecture | Planning	230 Congress Street Boston, MA 02110 T 617 491-5575
Ryan Biggs Clark Davis Structural Engineers	257 Ushers Road Clifton Park, NY 12065 T 518 406-5506
Salas O'Brien Consulting & Engineering Group of NY, Inc. Mechanical Engineers	300 Trolley Blvd. Rochester, NY 14606 T 585 288-5590
Jade Stone Engineering Electrical Engineers	444 Vanduzee St. Watertown, NY 13601 T 315 836 4062
Watson Engineering Plumbing	4500 State Route 434 Apalachin, NY 13732 T 607 223-4334
DM Engineers Fire Protection Engineers	1007 Yonkers Ave Yonkers, NY 10704 T 929 333-2339
Bell & Spina Building Envelope	215 Wyoming Street S Syracuse, NY 13204 T 315 488-0377
Environ. Design & Research Historic Preservation, Landscape, Civil Engineering	217 Montgomery St, Suite 1000 Syracuse, NY 13202 T 315 471-0688
Schuler Shook Lighting Design	240 W 40th Street, 2nd Floor New York, NY 10018 T 212 439-5650
D2D Green Design Sustainability PH2	10 Hallenbeck Hill East Greenbush, NY 12061 T 518 729-2967
Shen Milsom & Wilke Acoustics, IT, AV, Security	417 Fifth Avenue New York, NY 10016 T 212 725-6800
Watts Architects & Engineers Asbestos, Haz Mat	95 Perry Street, Suite 300 Buffalo, NY 14203 T 716 206-5122
Hastings Consulting Building Code	142 Hanlon Rd Holliston, MA 01746 T 508 397-8417
Ellana Cost Consulting	32 Broadway, Suite 801 New York, NY 10004 T 212971-0936

Notes:

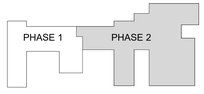

Keyplan

Job Number	31909.00
Drawing By	RMS
Checked By	JLD
Filename	
Date	August 31, 2026

Revisions

ENLARGED SHAFT SECTIONS - PHASE 2

STATE OF NEW YORK · ARCHITECT · JOSEPH L. DEVERSON · LICENSED PROFESSIONAL ENGINEER

EXPIRATION DATE: SEPTEMBER 30, 2027
CERTIFICATE OF AUTHORIZATION #: 0023272

BID DOCUMENTS
Scale: 1/4" = 1'-0"

S2.7

2024 Ellenzweig ©

10/8/2026 11:37:17 AM
Autodesk Docs://31909 SUCF Cornell Plant Sciences/31909_Cornell_PSB_STRUCT_R23.rvt

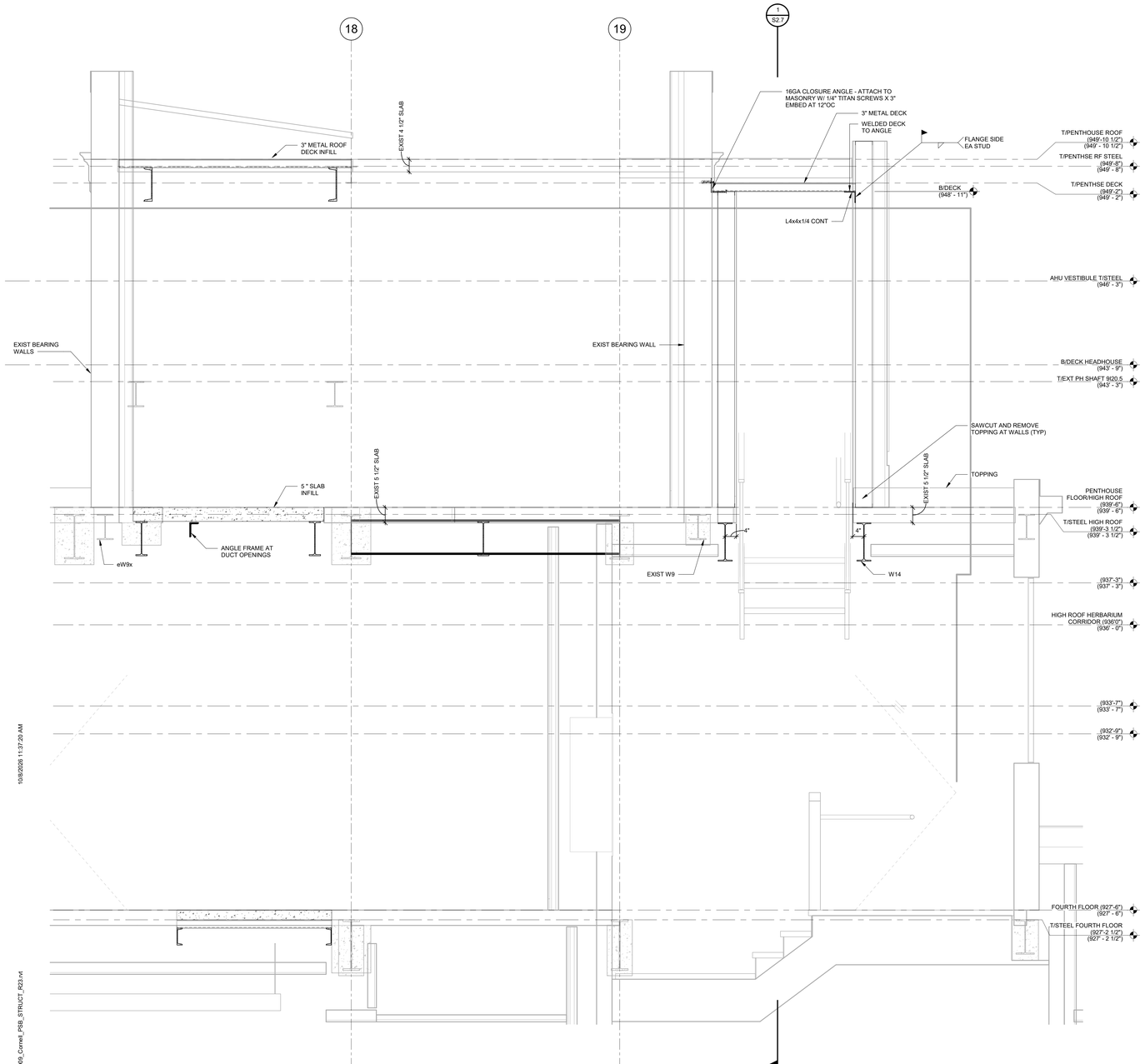

1 S2.8 SECTION
3/4" = 1'-0"

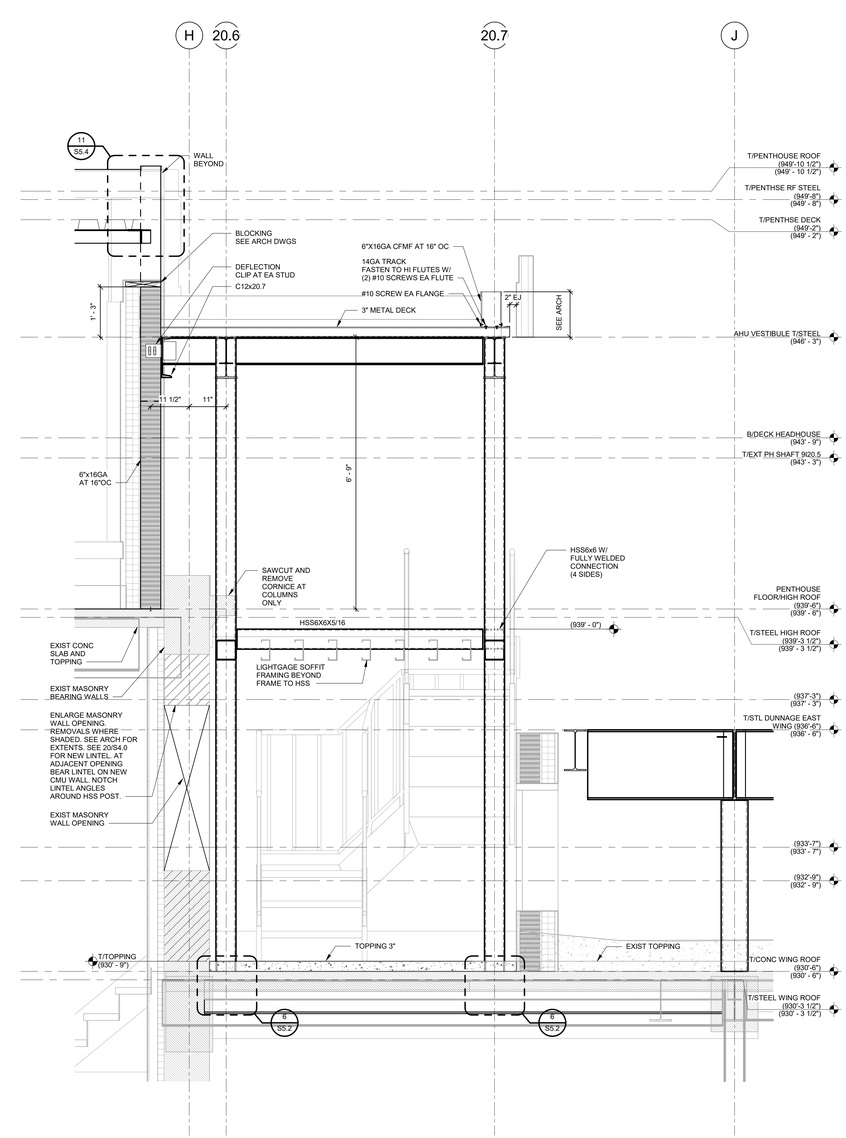

2 S2.8 SECTION
3/4" = 1'-0"

RENOVATE PLANT SCIENCE BUILDING - PHASE 2

SUCF Project No. 161026-00

236 Tower Road
Ithaca, NY 14853

Cornell CALS College of Agriculture and Life Sciences

SUNY State University Construction Fund

Ellenzweig Architecture | Planning	230 Congress Street Boston, MA 02110 T 617 491-5575
Ryan Biggs Clark Davis Structural Engineers	257 Ushers Road Clifton Park, NY 12065 T 518 406-5506
Salas O'Brien Consulting & Engineering Group of NY, Inc. Mechanical Engineers	300 Trolley Blvd. Rochester, NY 14606 T 585 288-5590
Jade Stone Engineering Electrical Engineers	444 Vanduzee St. Watertown, NY 13601 T 315 836 4062
Watson Engineering Plumbing	4500 State Route 434 Apalachin, NY 13732 T 607 223-4334
DM Engineers Fire Protection Engineers	1007 Yonkers Ave Yonkers, NY 10704 T 929 333-2339
Bell & Spina Building Envelope	215 Wyoming Street S Syracuse, NY 13204 T 315 488-0377
Environ. Design & Research Historic Preservation, Landscape, Civil Engineering	217 Montgomery St, Suite 1000 Syracuse, NY 13202 T 315 471-0688
Schuler Shook Lighting Design	240 W 40th Street, 2nd Floor New York, NY 10018 T 212 439-5650
D2D Green Design Sustainability PH2	10 Hallenbeck Hill East Greenbush, NY 12061 T 518 729-2967
Shen Milsom & Wilke Acoustics, IT, AV, Security	417 Fifth Avenue New York, NY 10016 T 212 725-6800
Watts Architects & Engineers Asbestos, Haz Mat	95 Perry Street, Suite 300 Buffalo, NY 14203 T 716 206-5122
Hastings Consulting Building Code	142 Hanlon Rd Holliston, MA 01746 T 508 397-8417
Ellana Cost Consulting	32 Broadway, Suite 801 New York, NY 10004 T 212971-0936

Notes:

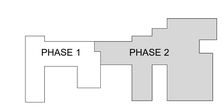

Keyplan

Job Number 31909.00
Drawing By RMS
Checked By JLD
Filename
Date August 31, 2026

Revisions

ENLARGED SHAFT SECTIONS - PHASE 2

STATE OF NEW YORK
JOHN LEE ELLENZWEIG
LICENSED PROFESSIONAL ENGINEER

EXPIRATION DATE: SEPTEMBER 30, 2027
CERTIFICATE OF AUTHORIZATION #: 0023272

2024 Ellenzweig ©

BID DOCUMENTS
Scale: 3/4" = 1'-0"

S2.8

10/8/2026 11:37:20 AM
Autodesk Docs://31909 SUCF Cornell Plant Science/31909_Cornell_PS8_STRUCT_R23.rvt

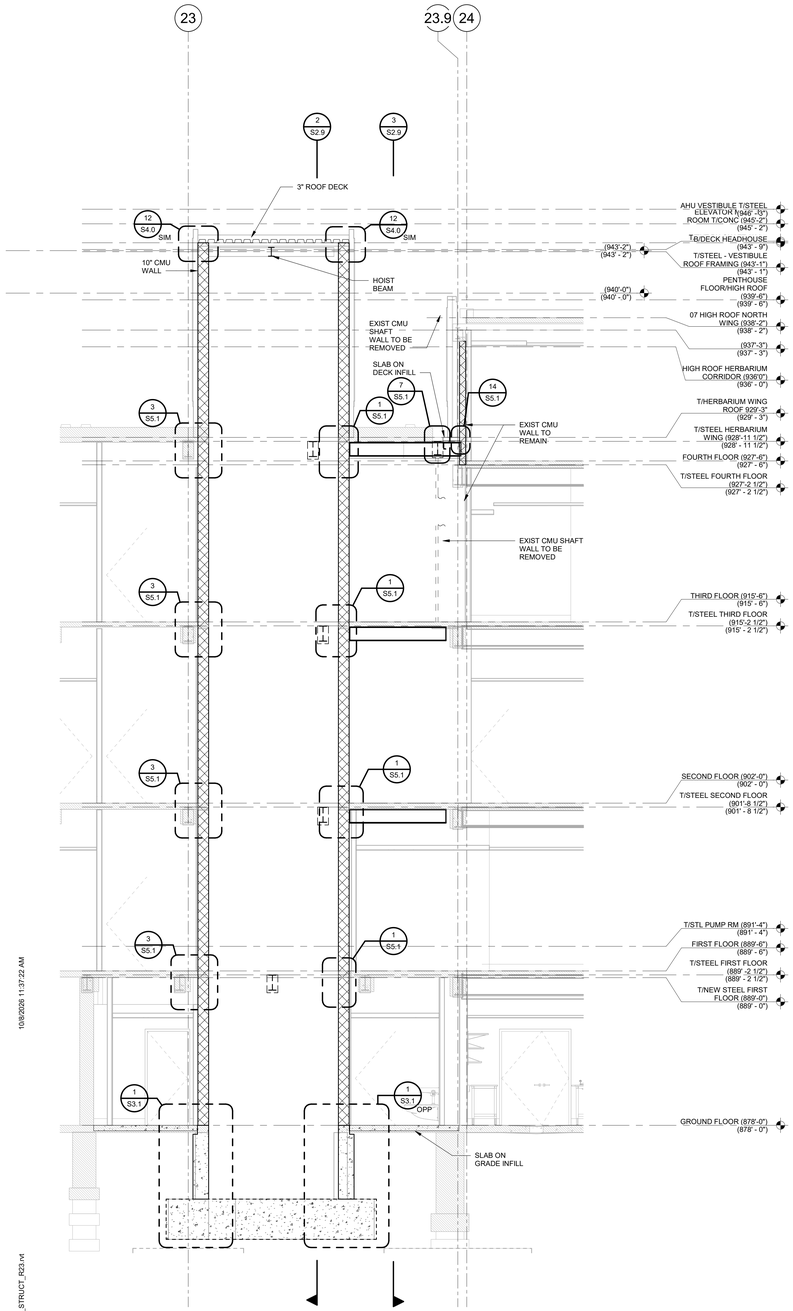

1 SECTION
S2.9 1/4" = 1'-0"

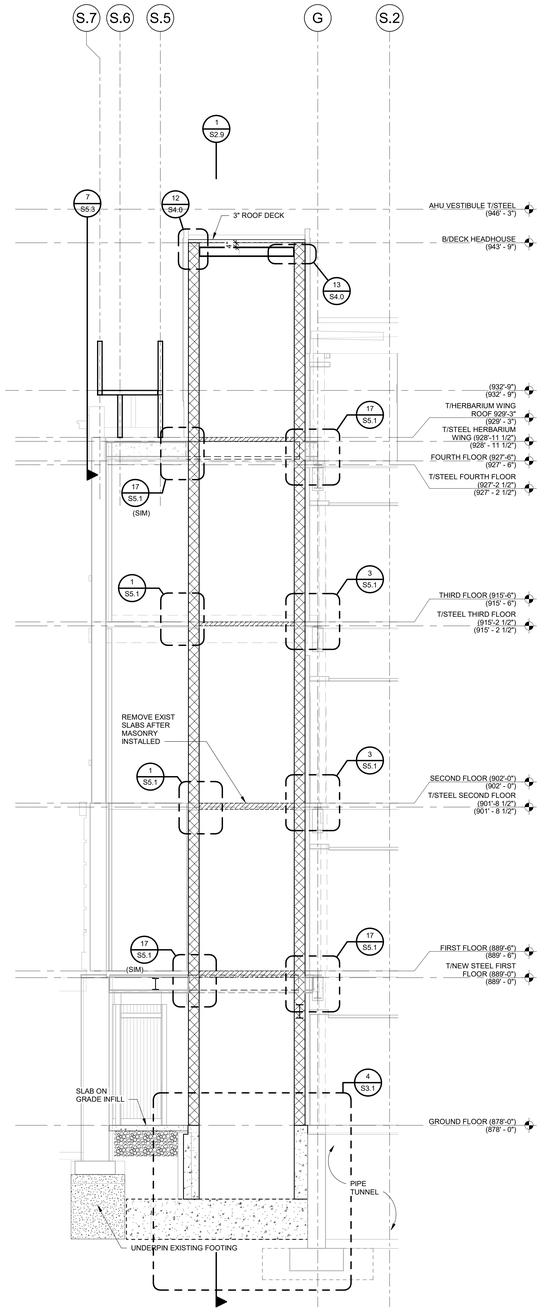

2 SECTION
S2.9 1/4" = 1'-0"

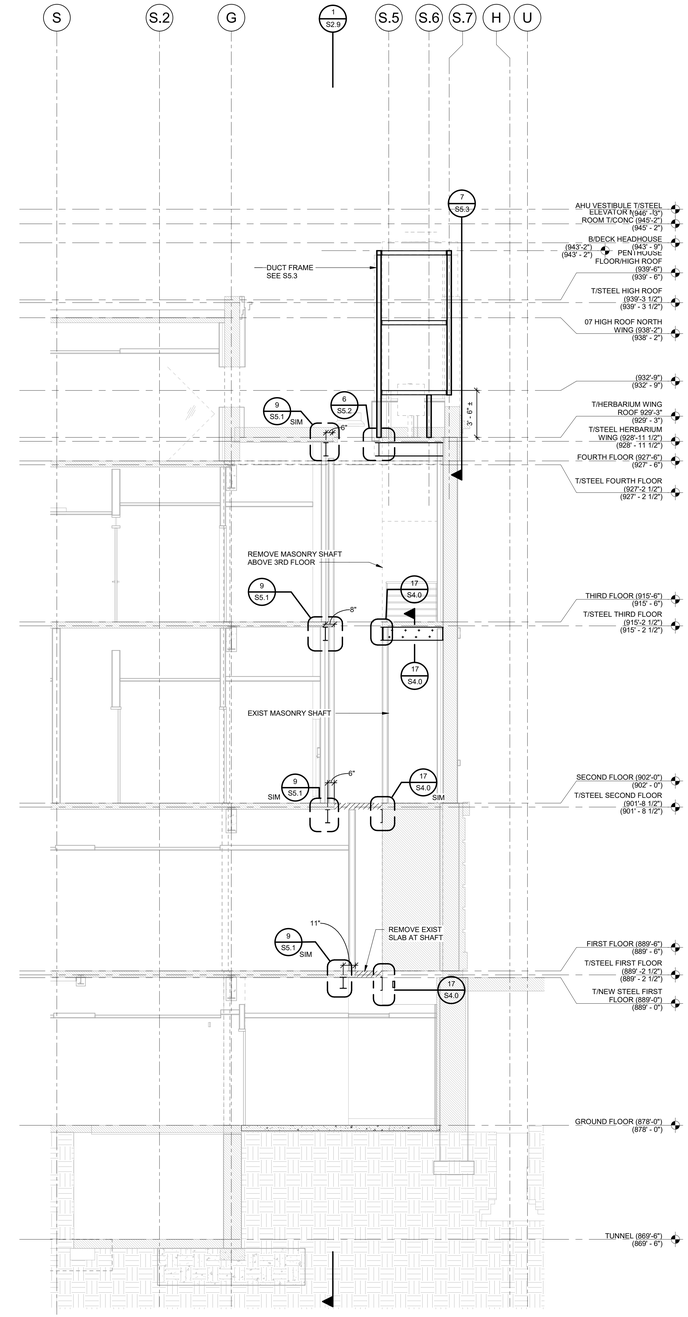

3 SECTION
S2.9 1/4" = 1'-0"

RENOVATE PLANT SCIENCE BUILDING - PHASE 2

SUCF Project No. 161026-00

236 Tower Road
Ithaca, NY 14853

Cornell CALS College of Agriculture and Life Sciences

SUNY State University Construction Fund

Ellenzweig Architecture | Planning	230 Congress Street Boston, MA 02110 T 617 491-5575
Ryan Biggs Clark Davis Structural Engineers	257 Ushers Road Clifton Park, NY 12065 T 518 406-5506
Salas O'Brien Consulting & Engineering Group of NY, Inc. Mechanical Engineers	300 Trolley Blvd. Rochester, NY 14606 T 585 288-5590
Jade Stone Engineering Electrical Engineers	444 Vanduzee St. Watertown, NY 13601 T 315 836 4062
Watson Engineering Plumbing	4500 State Route 434 Apalachin, NY 13732 T 607 223-4334
DM Engineers Fire Protection Engineers	1007 Yonkers Ave Yonkers, NY 10704 T 929 333-2339
Bell & Spina Building Envelope	215 Wyoming Street S Syracuse, NY 13204 T 315 488-0377
Environ. Design & Research Historic Preservation, Landscape, Civil Engineering	217 Montgomery St, Suite 1000 Syracuse, NY 13202 T 315 471-0688
Schuler Shook Lighting Design	240 W 40th Street, 2nd Floor New York, NY 10018 T 212 439-5650
D2D Green Design Sustainability PH2	10 Hallenbeck Hill East Greenbush, NY 12061 T 518 729-2967
Shen Milsom & Wilke Acoustics, IT, AV, Security	417 Fifth Avenue New York, NY 10016 T 212 725-6800
Watts Architects & Engineers Asbestos, Haz Mat	95 Perry Street, Suite 300 Buffalo, NY 14203 T 716 206-5122
Hastings Consulting Building Code	142 Hanlon Rd Holliston, MA 01746 T 508 397-8417
Ellana Cost Consulting	32 Broadway, Suite 801 New York, NY 10004 T 212971-0936

Notes:

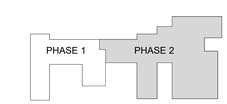

Keyplan

Job Number	31909.00
Drawing By	RMS
Checked By	JLD
Filename	
Date	August 31, 2026

Revisions

ENLARGED SHAFT SECTIONS - PHASE 2

STATE OF NEW YORK
EXPIRATION DATE: SEPTEMBER 30, 2027
CERTIFICATE OF AUTHORIZATION #: 0023272

BID DOCUMENTS
Scale: 1/4" = 1'-0"

S2.9

2024 Ellenzweig ©

Autodesk Docs://31909 SUCF Cornell Plant Science/31909_Cornell_PSB_STRUCT_R23.rvt
10/8/2026 11:37:22 AM

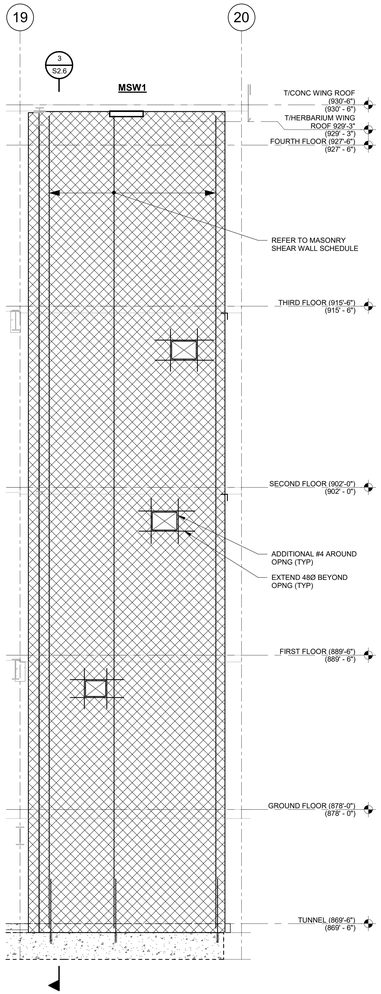

1 S2.10 ELEVATION
1/4" = 1'-0"

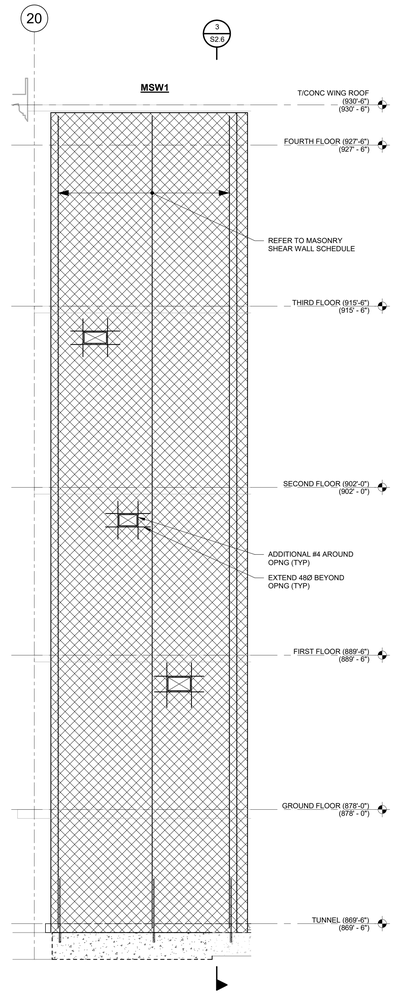

2 S2.10 ELEVATION
1/4" = 1'-0"

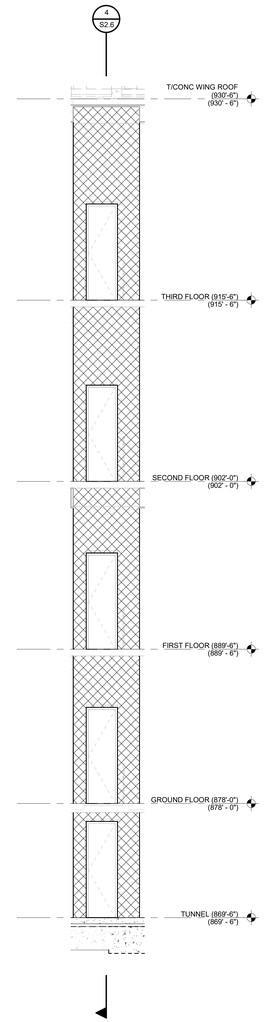

3 S2.10 ELEVATION
1/4" = 1'-0"

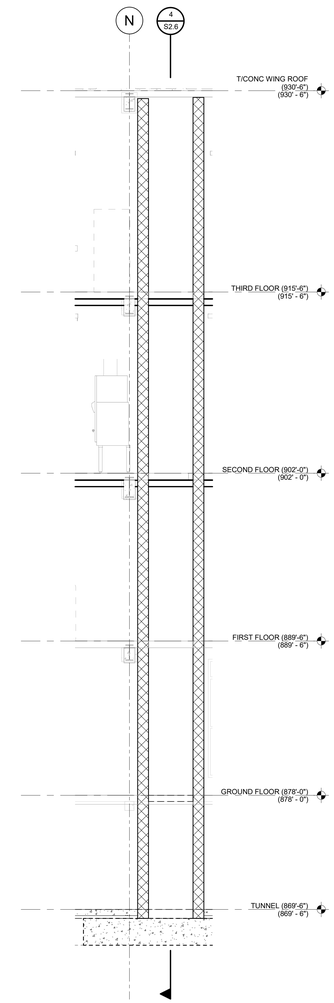

4 S2.10 ELEVATION
1/4" = 1'-0"

MASONRY SHEAR WALL SCHEDULE									
MARK	BOUNDARY REINFORCEMENT				INTERMEDIATE REINFORCEMENT				GROUTING
	FIRST FLOOR	SECOND FLOOR	THIRD FLOOR	FOURTH FLOOR	FIRST FLOOR	SECOND FLOOR	THIRD FLOOR	FOURTH FLOOR	
MSW1	(4) #7 EA END	(3) #7 EA END	(2) #6 EA END	(1) #6 EA END	*	*	*	*	PARTIAL
MSW2	(1) #6 EA END	(1) #4 EA END	(1) #4 EA END	(1) #4 EA END	*	*	*	*	PARTIAL
MSW3	NA	NA	NA	NA	#4 AT 48"	#4 AT 48"	#4 AT 48"	#4 AT 48"	PARTIAL

NOTES:
1. * - INDICATES #4 AT 16 INCHES ON CENTER INTERMEDIATE REINFORCEMENT.
2. PARTIAL GROUT INDICATES GROUTING AT REINFORCED CORES ONLY, EXCEPT WHERE NOTED PER OTHER DETAILS.
3. SEE 6/S2.10 FOR SHEAR WALL PLAN DETAIL.
4. SEE DETIALS FOR BOND BEAM LOCATIONS.
5. SEE 1/S4.0 FOR MINIMUM MASONRY WALL REINFORCING ELEVATION.
6. PROVIDE HORIZONTAL #4 BARS SPACED 48" OC FOR MSW1 WALLS AT THE FIRST AND SECOND FLOORS.

5 S2.10 MASONRY SHEAR WALL SCHEDULE
3/4" = 1'-0"

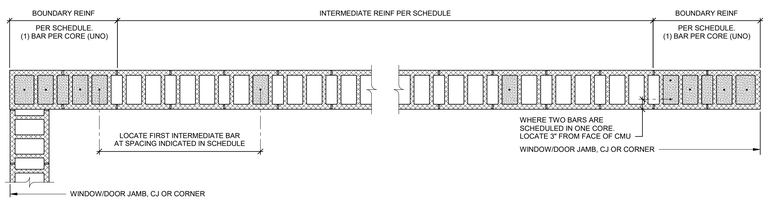

6 S2.10 MASONRY SHEAR WALL DETAIL
3/4" = 1'-0"

RENOVATE PLANT SCIENCE
BUILDING - PHASE 2

SUCF Project No. 161026-00

236 Tower Road
Ithaca, NY 14853

Cornell CALS College of Agriculture and Life Sciences

SUNY State University Construction Fund

Ellenzweig Architecture | Planning	230 Congress Street Boston, MA 02110 T 617 491-5575
Ryan Biggs Clark Davis Structural Engineers	257 Ushers Road Clifton Park, NY 12065 T 518 406-5506
Salas O'Brien Consulting & Engineering Group of NY, Inc. Mechanical Engineers	300 Trolley Blvd. Rochester, NY 14606 T 585 288-5590
Jade Stone Engineering Electrical Engineers	444 Vanduzee St. Watertown, NY 13601 T 315 836 4062
Watson Engineering Plumbing	4500 State Route 434 Apalachin, NY 13732 T 607 223-4334
DM Engineers Fire Protection Engineers	1007 Yonkers Ave Yonkers, NY 10704 T 929 333-2339
Bell & Spina Building Envelope	215 Wyoming Street S Syracuse, NY 13204 T 315 488-0377
Environ. Design & Research Historic Preservation, Landscape, Civil Engineering	217 Montgomery St, Suite 1000 Syracuse, NY 13202 T 315 471-0688
Schuler Shook Lighting Design	240 W 40th Street, 2nd Floor New York, NY 10018 T 212 439-5650
D2D Green Design Sustainability PH2	10 Hallenbeck Hill East Greenbush, NY 12061 T 518 729-2967
Shen Milsom & Wilke Acoustics, IT, AV, Security	417 Fifth Avenue New York, NY 10016 T 212 725-6800
Watts Architects & Engineers Asbestos, Haz Mat	95 Perry Street, Suite 300 Buffalo, NY 14203 T 716 206-5122
Hastings Consulting Building Code	142 Hanlon Rd Holliston, MA 01746 T 508 397-8417
Ellana Cost Consulting	32 Broadway, Suite 801 New York, NY 10004 T 212971-0936

Notes:

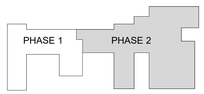

Keyplan

Job Number	31909.00
Drawing By	RMS
Checked By	JLD
Filename	
Date	August 31, 2026

Revisions

ENLARGED SHAFT
ELEVATIONS - PHASE 2

STATE OF NEW YORK
JOHN LEE DAVID ELLENZWEIG
LICENSED PROFESSIONAL ENGINEER

EXPIRATION DATE: SEPTEMBER 30, 2027
CERTIFICATE OF AUTHORIZATION #: 0023272

BID DOCUMENTS
Scale: As indicated

S2.10

2024 Ellenzweig ©

10/8/2026 11:37:24 AM
Autodesk Docs://31909 SUCF Cornell Plant Science/31909_Cornell_PSB_STRUCT_R23.rvt

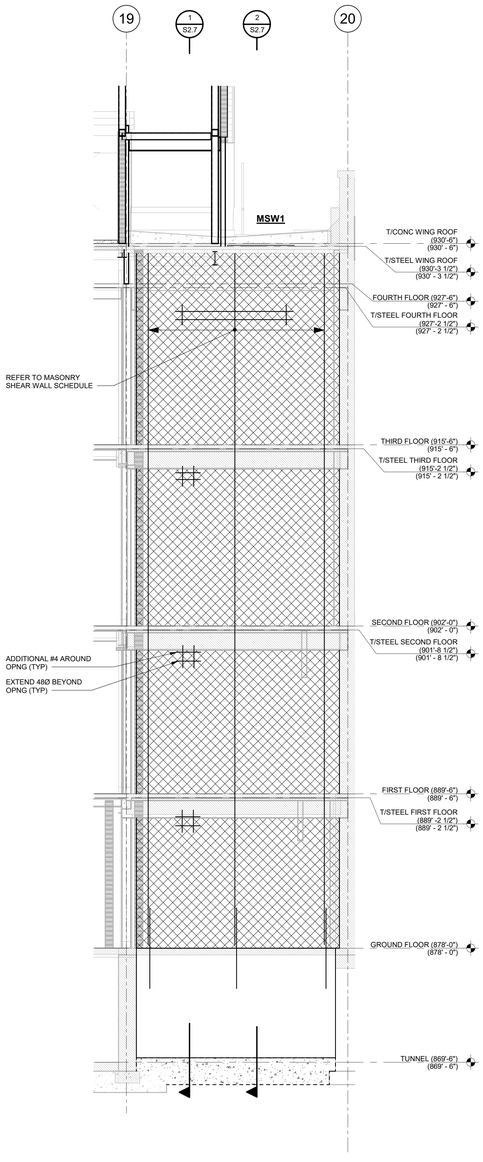

1 S2.11 ELEVATION
1/4" = 1'-0"

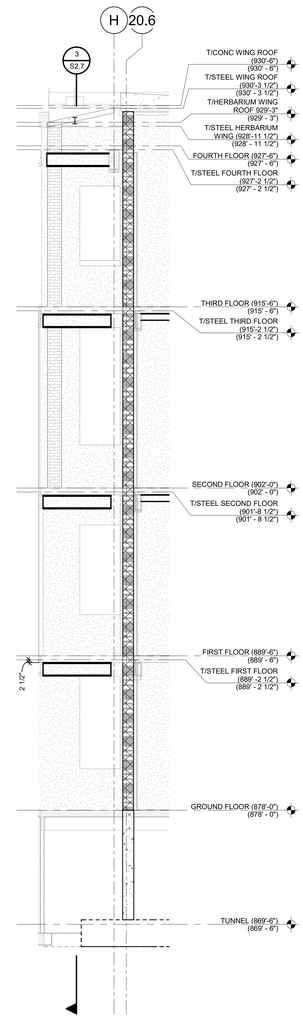

2 S2.11 ELEVATION
1/4" = 1'-0"

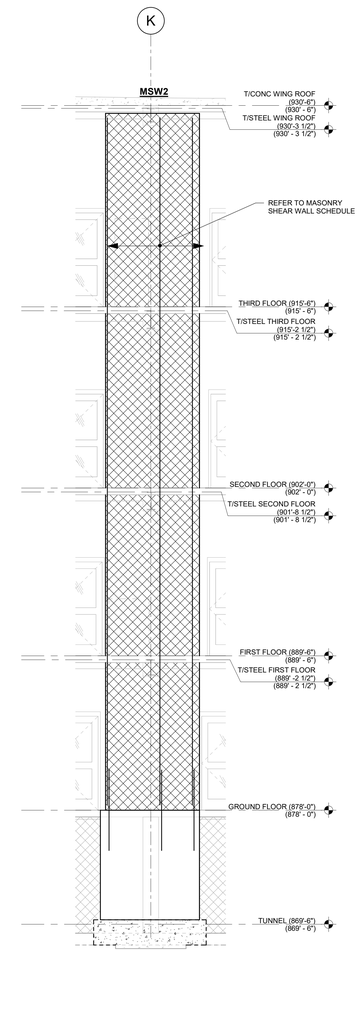

3 S2.11 ELEVATION
1/4" = 1'-0"

RENOVATE PLANT SCIENCE
BUILDING - PHASE 2
SUCF Project No. 161026-00

236 Tower Road
Ithaca, NY 14853

Cornell CALS College of Agriculture and Life Sciences

SUNY State University Construction Fund

Ellenzweig Architecture | Planning	230 Congress Street Boston, MA 02110 T 617 491-5575
Ryan Biggs Clark Davis Structural Engineers	257 Ushers Road Clifton Park, NY 12065 T 518 406-5506
Salas O'Brien Consulting & Engineering Group of NY, Inc. Mechanical Engineers	300 Trolley Blvd. Rochester, NY 14606 T 585 288-5590
Jade Stone Engineering Electrical Engineers	444 Vanduzee St. Watertown, NY 13601 T 315 836 4062
Watson Engineering Plumbing	4500 State Route 434 Apalachin, NY 13732 T 607 223-4334
DM Engineers Fire Protection Engineers	1007 Yonkers Ave Yonkers, NY 10704 T 929 333-2339
Bell & Spina Building Envelope	215 Wyoming Street S Syracuse, NY 13204 T 315 488-0377
Environ. Design & Research Historic Preservation, Landscape, Civil Engineering	217 Montgomery St, Suite 1000 Syracuse, NY 13202 T 315 471-0688
Schuler Shook Lighting Design	240 W 40th Street, 2nd Floor New York, NY 10018 T 212 439-5650
D2D Green Design Sustainability PH2	10 Hallenbeck Hill East Greenbush, NY 12061 T 518 729-2967
Shen Milsom & Wilke Acoustics, IT, AV, Security	417 Fifth Avenue New York, NY 10016 T 212 725-6800
Watts Architects & Engineers Asbestos, Haz Mat	95 Perry Street, Suite 300 Buffalo, NY 14203 T 716 206-5122
Hastings Consulting Building Code	142 Hanlon Rd Holliston, MA 01746 T 508 397-8417
Ellana Cost Consulting	32 Broadway, Suite 801 New York, NY 10004 T 212971-0936

Notes:

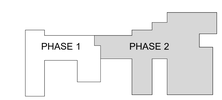

Keyplan

Job Number	31909.00
Drawing By	RMS
Checked By	JLD
Filename	
Date	August 31, 2026

Revisions

WALL ELEVATIONS - PHASE 2

BID DOCUMENTS
Scale: 1/4" = 1'-0"

EXPIRATION DATE: SEPTEMBER 30, 2027
CERTIFICATE OF AUTHORIZATION #: 0023372

S2.11

2024 Ellenzweig ©

10/8/2026 11:37:26 AM
Autodesk Docs://31909 SUCF Cornell Plant Science/31909_Cornell_PSB_STRUCT_R23.rvt

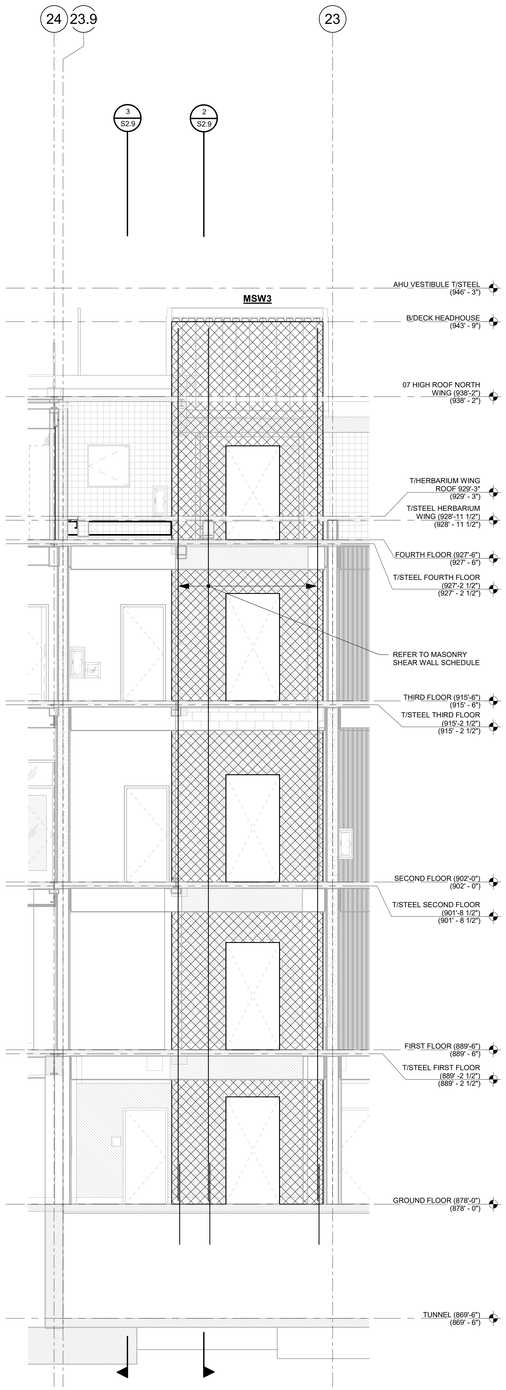

1 S2.12 ELEVATION
1/4" = 1'-0"

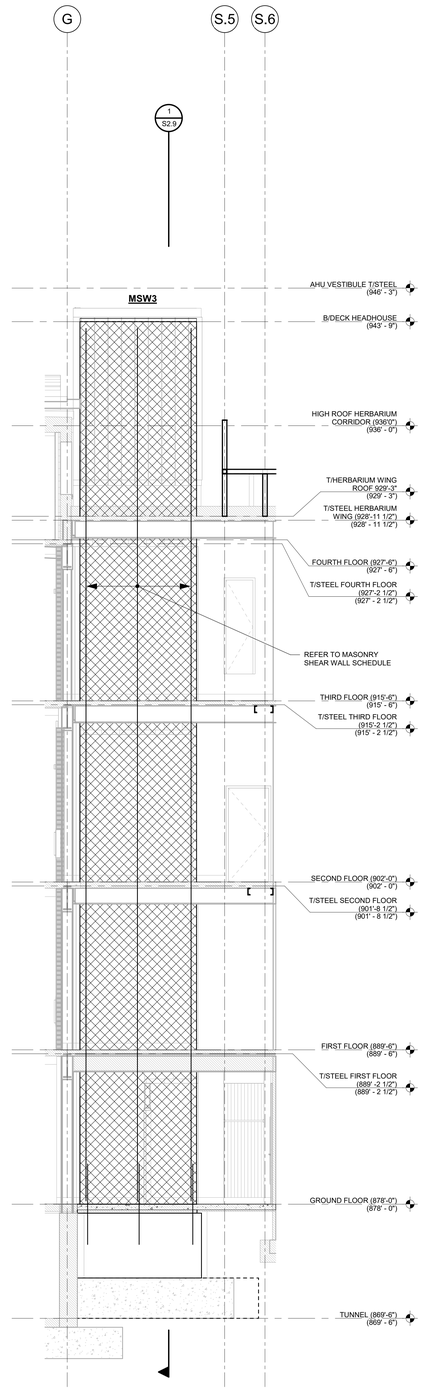

2 S2.12 ELEVATION
1/4" = 1'-0"

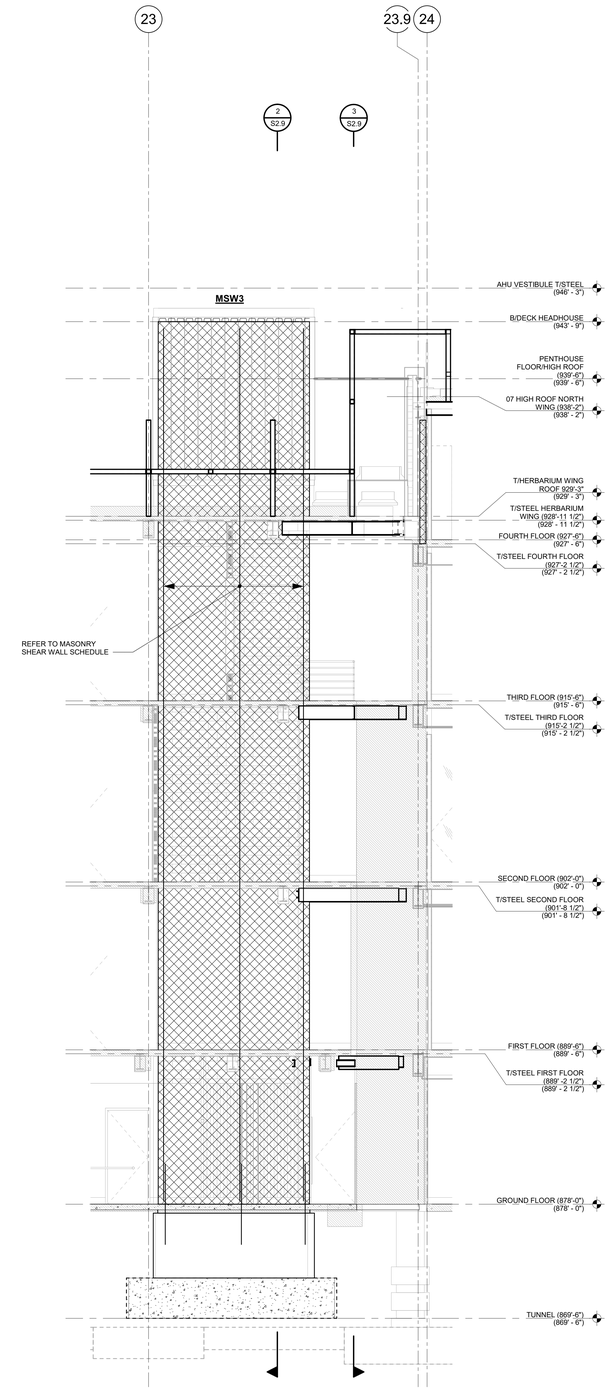

3 S2.12 ELEVATION
1/4" = 1'-0"

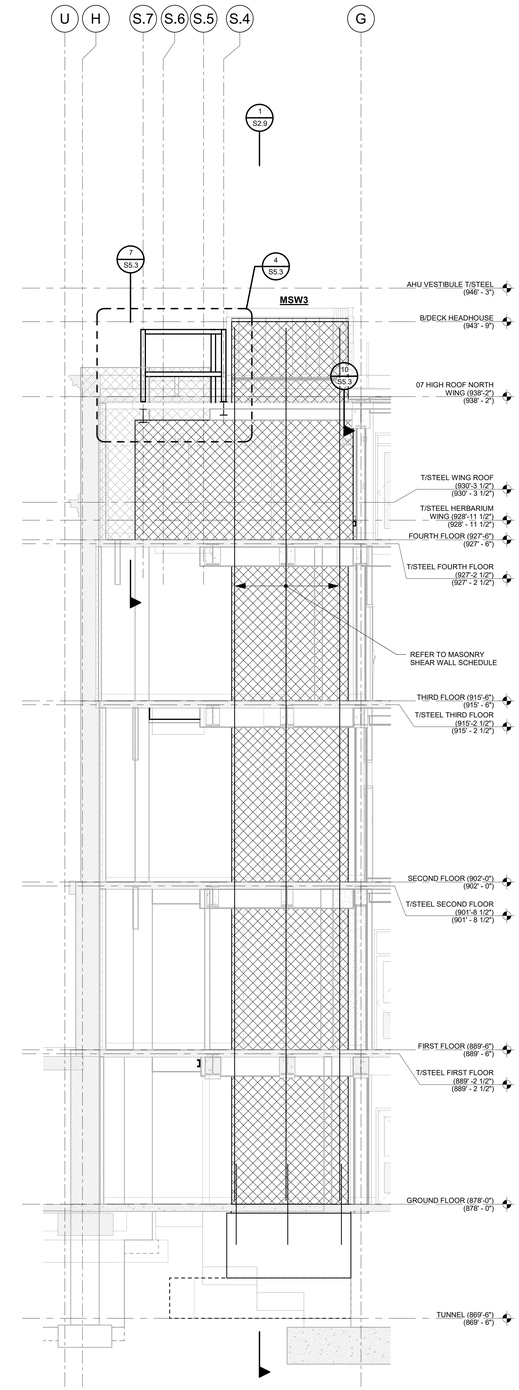

4 S2.12 ELEVATION
1/4" = 1'-0"

10/8/2026 11:37:29 AM

Autodesk Docs://31909 SUCF Cornell Plant Science/31909_Cornell_PSB_STRUCT_R23.rvt

RENOVATE PLANT SCIENCE BUILDING - PHASE 2

SUCF Project No. 161026-00

236 Tower Road
Ithaca, NY 14853

Cornell CALS College of Agriculture and Life Sciences

SUNY State University Construction Fund

Ellenzweig Architecture | Planning	230 Congress Street Boston, MA 02110 T 617 491-5575
Ryan Biggs Clark Davis Structural Engineers	257 Ushers Road Clifton Park, NY 12065 T 518 406-5506
Salas O'Brien Consulting & Engineering Group of NY, Inc. Mechanical Engineers	300 Trolley Blvd. Rochester, NY 14606 T 585 288-5590
Jade Stone Engineering Electrical Engineers	444 Vanduzee St. Watertown, NY 13601 T 315 836 4062
Watson Engineering Plumbing	4500 State Route 434 Apalachin, NY 13732 T 607 223-4334
DM Engineers Fire Protection Engineers	1007 Yonkers Ave Yonkers, NY 10704 T 929 333-2339
Bell & Spina Building Envelope	215 Wyoming Street S Syracuse, NY 13204 T 315 488-0377
Environ. Design & Research Historic Preservation, Landscape, Civil Engineering	217 Montgomery St, Suite 1000 Syracuse, NY 13202 T 315 471-0688
Schuler Shook Lighting Design	240 W 40th Street, 2nd Floor New York, NY 10018 T 212 439-5650
D2D Green Design Sustainability PH2	10 Hallenbeck Hill East Greenbush, NY 12061 T 518 729-2967
Shen Milsom & Wilke Acoustics, IT, AV, Security	417 Fifth Avenue New York, NY 10016 T 212 725-6800
Watts Architects & Engineers Asbestos, Haz Mat	95 Perry Street, Suite 300 Buffalo, NY 14203 T 716 206-5122
Hastings Consulting Building Code	142 Hanlon Rd Holliston, MA 01746 T 508 397-8417
Ellana Cost Consulting	32 Broadway, Suite 801 New York, NY 10004 T 212971-0936

Notes:

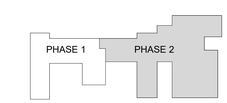

Keyplan

Job Number	31909.00
Drawing By	RMS
Checked By	JLD
Filename	
Date	August 31, 2026

Revisions

WALL ELEVATIONS - PHASE 2

STATE OF NEW YORK · JOSEPH L. DEVINE · LICENSED PROFESSIONAL ENGINEER

EXPIRATION DATE: SEPTEMBER 30, 2027
CERTIFICATE OF AUTHORIZATION #: 0023272

BID DOCUMENTS
Scale: 1/4" = 1'-0"

S2.12

2024 Ellenzweig ©

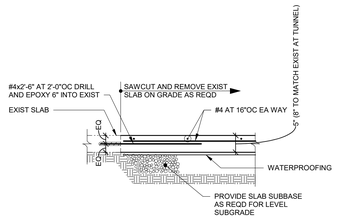

1 S3.0 TYPICAL SLAB INFILL DETAIL
3/4" = 1'-0"
NOTE:
DO NOT UNDERMINE EXISTING SLAB.

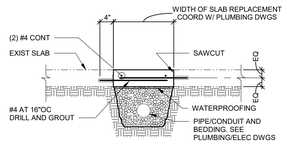

2 S3.0 SLAB INFILL
3/4" = 1'-0"
NOTES:
1. DO NOT UNDERMINE EXISTING SLAB.
2. PROVIDE CONTROL JOINTS AT 15'-0" ON CENTER MAXIMUM ALONG THE LENGTH OF SLAB PLACEMENT.

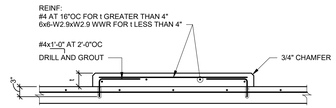

3 S3.0 HOUSEKEEPING PAD DETAIL
NOT TO SCALE
NOTES:
1. COORDINATE PAD THICKNESSES (t) AND LOCATIONS WITH ACCEPTED SHOP DRAWINGS AND SUBMITTALS.
2. SCAN FOR BAR IN SLAB PRIOR TO DRILLING. DO NOT DAMAGE SLAB REINFORCING.
3. EXTERIOR PADS TO BE 5000 PSI CONCRETE.

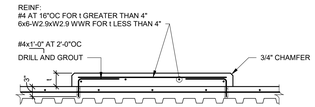

4 S3.0 HOUSEKEEPING PAD DETAIL
NOT TO SCALE
NOTES:
1. COORDINATE PAD THICKNESSES (t) AND LOCATIONS WITH ACCEPTED SHOP DRAWINGS AND SUBMITTALS.
2. SCAN FOR BAR IN SLAB PRIOR TO DRILLING. DO NOT DAMAGE SLAB REINFORCING.

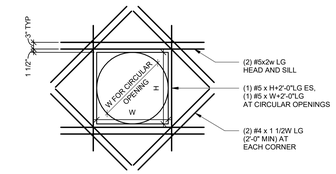

5 S3.0 REINFORCEMENT AT WALL OPENING
NOT TO SCALE
NOTES:
1. THIS DETAIL APPLIES WHERE OPENING INTERRUPTS NO MORE THAN TWO VERTICAL OR HORIZONTAL REINFORCING BARS. NOTIFY ENGINEER OF ANY PROPOSED OPENINGS NOT SHOWN IN STRUCTURAL DRAWINGS THAT INTERRUPT MORE THAN TWO VERTICAL OR HORIZONTAL REINFORCING BARS.
2. PROVIDE REINFORCEMENT SHOWN FOR EACH LAYER OF WALL REINFORCEMENT.
3. PIPE CLUSTERS (MULTIPLE PIPES) SHALL BE CONSIDERED ONE CONTINUOUS OPENING.
4. SHOW OPENINGS IN WALL ELEVATIONS IN REINFORCING SHOP DRAWINGS.

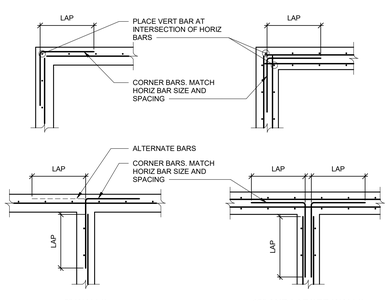

6 S3.0 TYPICAL WALL INTERSECTION REINFORCEMENT
NOT TO SCALE
NOTE:
LAPS ARE CLASS B, BUT NOT LESS THAN 2'-0".

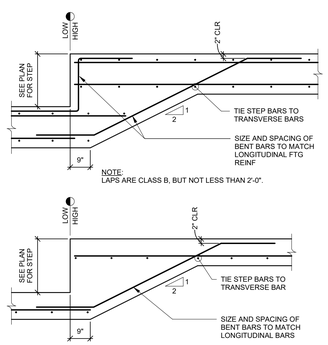

7 S3.0 TYPICAL FOOTING STEP DETAIL
NOT TO SCALE

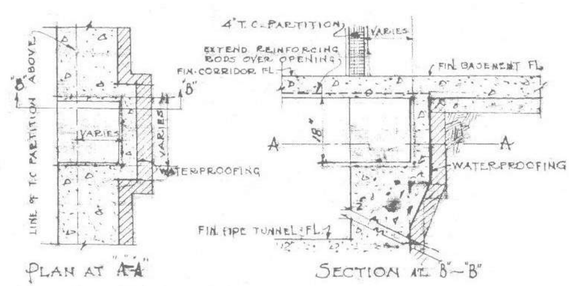

8 S3.0 EXISTING DETAIL
3/4" = 1'-0"

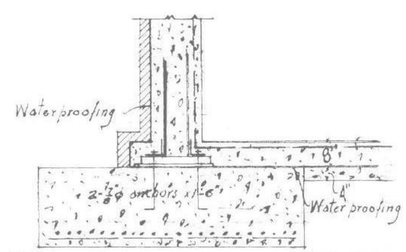

9 S3.0 EXISTING DETAIL
3/4" = 1'-0"

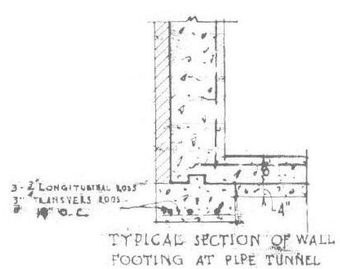

10 S3.0 EXISTING DETAIL
3/4" = 1'-0"

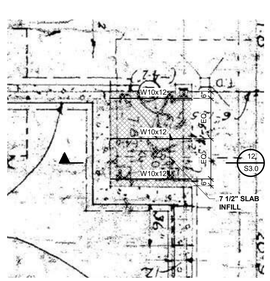

11 S3.0 PARTIAL PLAN DETAIL
1/4" = 1'-0"

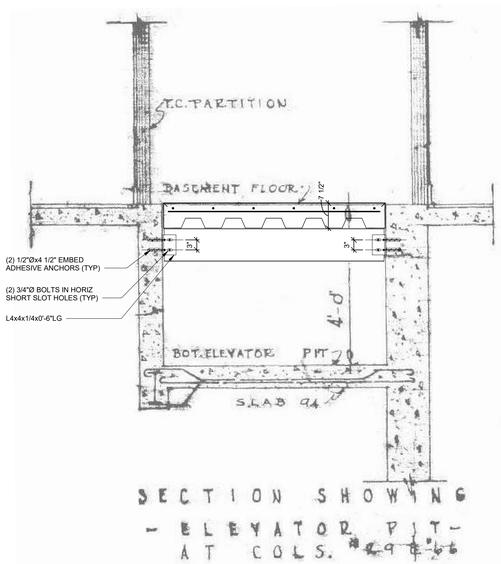

12 S3.0 SECTION
3/4" = 1'-0"

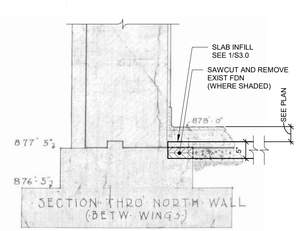

13 S3.0 SECTION
3/4" = 1'-0"

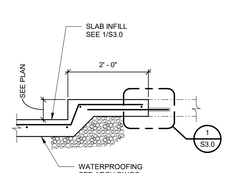

14 S3.0 SECTION
3/4" = 1'-0"

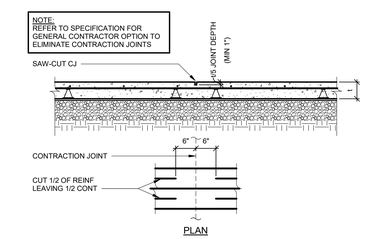

16 S3.0 SLAB ON GRADE CONTRACTION JOINT
3/4" = 1'-0"

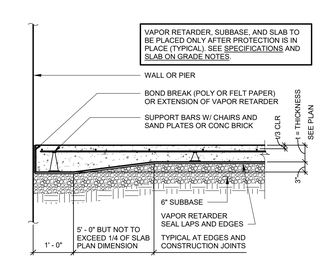

15 S3.0 SLAB ON GRADE TYPICAL EDGE SECTION
3/4" = 1'-0"

RENOVATE PLANT SCIENCE BUILDING - PHASE 2
SUCF Project No. 161026-00

236 Tower Road
Ithaca, NY 14853

Cornell CALS College of Agriculture and Life Sciences
SUNY State University Construction Fund

Ellenzweig Architecture | Planning	230 Congress Street Boston, MA 02110 T 617 491-5575
Ryan Biggs Clark Davis Structural Engineers	257 Ushers Road Clifton Park, NY 12065 T 518 406-5506
Salas O'Brien Consulting & Engineering Group of NY, Inc. Mechanical Engineers	300 Trolley Blvd. Rochester, NY 14606 T 585 288-5590
Jade Stone Engineering Electrical Engineers	444 Vanduzee St. Watertown, NY 13601 T 315 836 4062
Watson Engineering Plumbing	4500 State Route 434 Apalachin, NY 13732 T 607 223-4334
DM Engineers Fire Protection Engineers	1007 Yonkers Ave Yonkers, NY 10704 T 929 333-2339
Bell & Spina Building Envelope	215 Wyoming Street S Syracuse, NY 13204 T 315 488-0377
Environ. Design & Research Historic Preservation, Landscape, Civil Engineering	217 Montgomery St, Suite 1000 Syracuse, NY 13202 T 315 471-0688
Schuler Shook Lighting Design	240 W 40th Street, 2nd Floor New York, NY 10018 T 212 439-5650
D2D Green Design Sustainability PH2	10 Hallenbeck Hill East Greenbush, NY 12061 T 518 729-2967
Shen Milsom & Wilke Acoustics, IT, AV, Security	417 Fifth Avenue New York, NY 10016 T 212 725-6800
Watts Architects & Engineers Asbestos, Haz Mat	95 Perry Street, Suite 300 Buffalo, NY 14203 T 716 206-5122
Hastings Consulting Building Code	142 Hanlon Rd Holliston, MA 01746 T 508 397-8417
Ellana Cost Consulting	32 Broadway, Suite 801 New York, NY 10004 T 212971-0936

Notes:

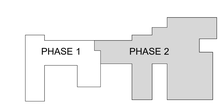

Keyplan

Job Number	31909.00
Drawing By	RMS
Checked By	JLD
Filename	
Date	August 31, 2026

Revisions

FOUNDATION DETAILS - PHASE 2

STATE OF NEW YORK · JAMES L. DAVIS · 081 · LICENSED PROFESSIONAL ENGINEER

EXPIRATION DATE: SEPTEMBER 30, 2027
CERTIFICATE OF AUTHORIZATION #: 0022072

BID DOCUMENTS
Scale: As indicated

S3.0

2024 Ellenzweig ©

10/8/2026 11:37:29 AM
Autodesk Docs://31909 SUCF Cornell Plant Science/31909_Cornell_PSB_STRUCT_R23.rvt

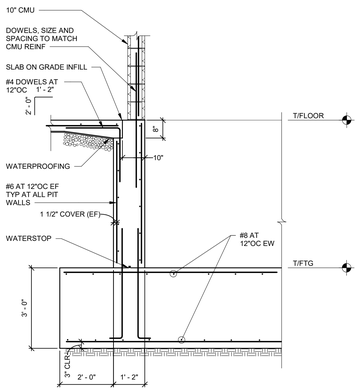

NOTE:
PIT LADDER AND RAIL BRACING BEAM NOT SHOWN.

1 S3.1 ELEVATOR PIT SECTION
1/2" = 1'-0"

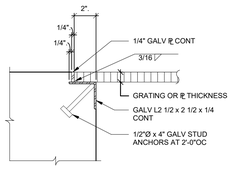

TYPICAL EDGE ANGLE FOR PLATE OR GRATING COVER

2 S3.1 NOT TO SCALE

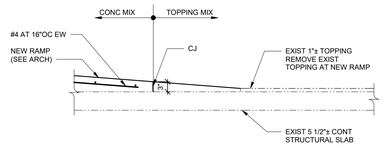

3 S3.1 SECTION
SCALE: 3/4" = 1'-0"

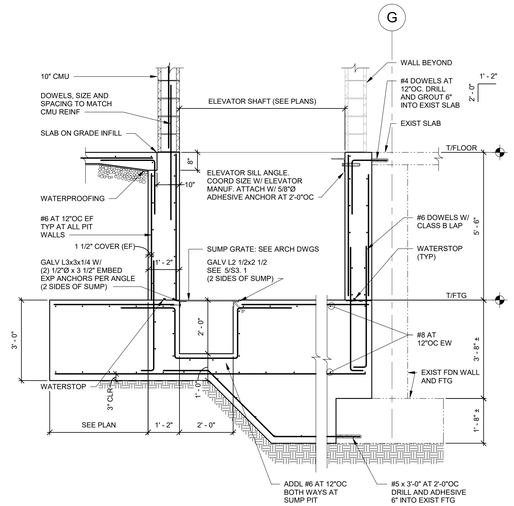

4 S3.1 ELEVATOR PIT SECTION
1/2" = 1'-0"

NOTE:
PIT LADDER AND RAIL BRACING BEAM NOT SHOWN.

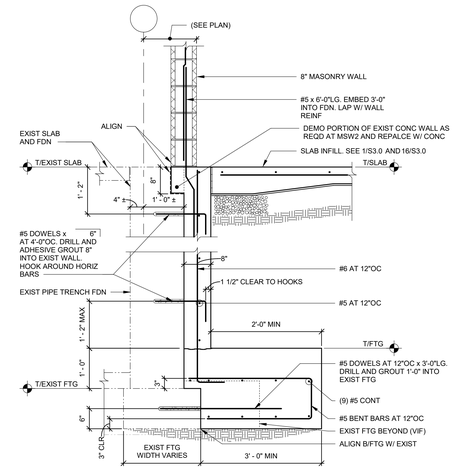

NOTE:
EXISTING FOOTING CONDITIONS MAY VARY AT DIFFERENT LOCATIONS. VERIFY IN FIELD.

5 S3.1 SECTION
3/4" = 1'-0"

6 S3.1 SECTION AT INTERIOR FOOTING
3/4" = 1'-0"

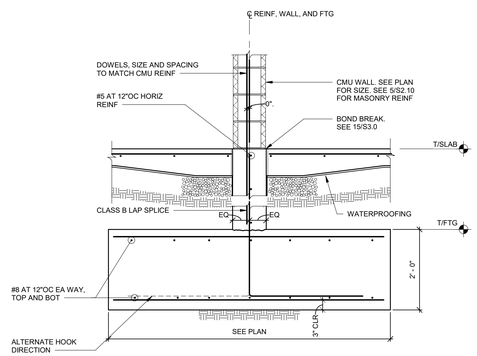

7 S3.1 SECTION AT FOUNDATION WALL
3/4" = 1'-0"

NOTE:
FOR CONNECTION TO EXIST FTG SEE 9/S3. 1

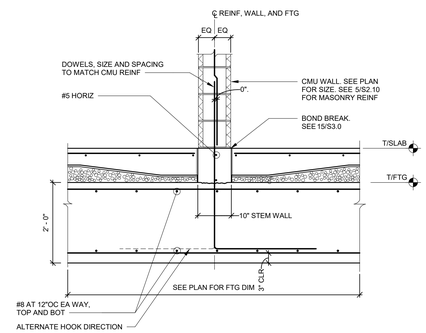

8 S3.1 SECTION
3/4" = 1'-0"

NOTE:
FOR CONNECTION TO EXIST FTG SEE 10/S3.1

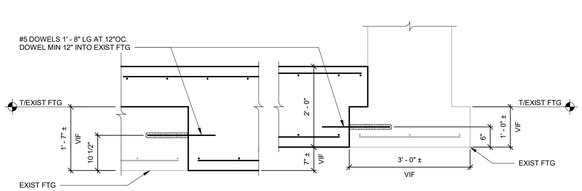

9 S3.1 SECTION
SCALE: 3/4" = 1'-0"

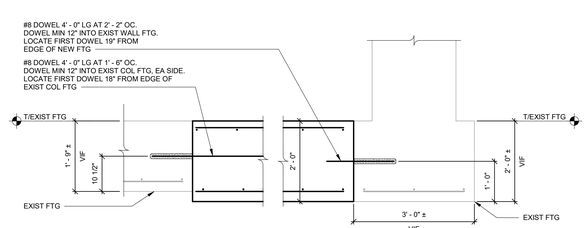

10 S3.1 SECTION
3/4" = 1'-0"

RENOVATE PLANT SCIENCE BUILDING - PHASE 2

SUCF Project No. 161026-00

236 Tower Road
Ithaca, NY 14853

Cornell CALS College of Agriculture and Life Sciences

SUNY State University Construction Fund

Ellenzweig Architecture | Planning	230 Congress Street Boston, MA 02110 T 617 491-5575
Ryan Biggs Clark Davis Structural Engineers	257 Ushers Road Clifton Park, NY 12065 T 518 406-5506
Salas O'Brien Consulting & Engineering Group of NY, Inc. Mechanical Engineers	300 Trolley Blvd. Rochester, NY 14606 T 585 288-5590
Jade Stone Engineering Electrical Engineers	444 Vanduzee St. Watertown, NY 13601 T 315 836 4062
Watson Engineering Plumbing	4500 State Route 434 Apalachin, NY 13732 T 607 223-4334
DM Engineers Fire Protection Engineers	1007 Yonkers Ave Yonkers, NY 10704 T 929 333-2339
Bell & Spina Building Envelope	215 Wyoming Street S Syracuse, NY 13204 T 315 488-0377
Environ. Design & Research Historic Preservation, Landscape, Civil Engineering	217 Montgomery St, Suite 1000 Syracuse, NY 13202 T 315 471-0688
Schuler Shook Lighting Design	240 W 40th Street, 2nd Floor New York, NY 10018 T 212 439-5650
D2D Green Design Sustainability PH2	10 Hallenbeck Hill East Greenbush, NY 12061 T 518 729-2967
Shen Milsom & Wilke Acoustics, IT, AV, Security	417 Fifth Avenue New York, NY 10016 T 212 725-6800
Watts Architects & Engineers Asbestos, Haz Mat	95 Perry Street, Suite 300 Buffalo, NY 14203 T 716 206-5122
Hastings Consulting Building Code	142 Hanlon Rd Holliston, MA 01746 T 508 397-8417
Ellana Cost Consulting	32 Broadway, Suite 801 New York, NY 10004 T 212971-0936

Notes:

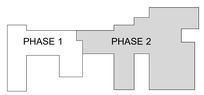

Keyplan

Job Number	31909.00
Drawing By	RMS
Checked By	JLD
Filename	
Date	August 31, 2026

Revisions

FOUNDATION DETAILS - PHASE 2

STATE OF NEW YORK · JOSEPH L. DIZZINO · 072372 · LICENSED PROFESSIONAL ENGINEER

EXPIRATION DATE: SEPTEMBER 30, 2027
CERTIFICATE OF AUTHORIZATION #: 0023272

BID DOCUMENTS
Scale: As indicated

S3.1

2024 Ellenzweig ©

10/8/2026 11:37:31 AM
Autodesk Docs://31909 SUCF Cornell Plant Science/31909_Cornell_PSB_STRUCT_F23.rvt

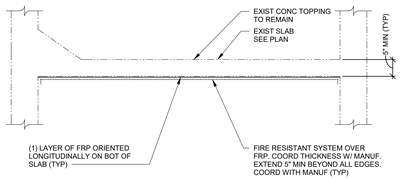

1 S3.2 TYPICAL SECTION
NOT TO SCALE

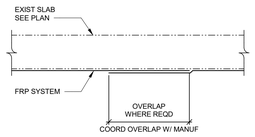

2 S3.2 TYPICAL LAP SPLICE DETAIL
NOT TO SCALE

NOTE:
INSTALL FRP ANCHORS AT THE ENDS OF THE FRP STRIP LOCATIONS WITH LO ADHESION TEST RESULTS, WHERE REQUIRED.

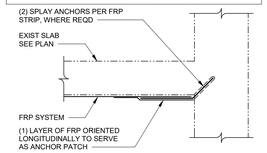

3 S3.2 TYPICAL SPLAY ANCHOR SECTION
NOT TO SCALE

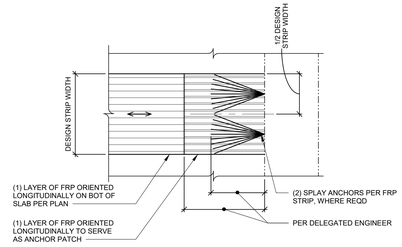

4 S3.2 TYPICAL SPLAY ANCHOR PLAN VIEW
NOT TO SCALE

CONCRETE SLAB FRP REINFORCEMENT SCHEDULE

FRP BOTTOM BENDING FLEXURAL REINFORCEMENT SCHEDULE			
EXISTING SLAB	EXISTING CAPACITY (K-FT)/FT	REQUIRED CAPACITY (K-FT)/FT WHERE SHADED	NOTES
a1	2.5	2.89	
a2	4.50	5.83	SEE NOTE 3
a3	4.32	6.20	SEE NOTE 3
a4	3.85	5.83	N/A

NOTES:
1. PER EXISTING DRAWINGS ORIGINAL fc = 2600 psi AND REINFORCING GRADE 33.
2. PROVIDE SPLAY ANCHORS.
3. IN ASSESSING EXISTING MOMENT CAPACITY OF SLAB, 1" WAS ADDED TO THE "d" DISTANCE BASED ON A CONSERVATIVE MINIMUM BONDED TOPPING THICKNESS IN AREA OF MAXIMUM MOMENT.

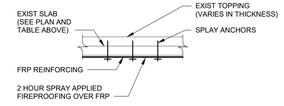

5 S3.2 FRP REINF SCHEDULE
3/8" = 1'-0"

RENOVATE PLANT SCIENCE BUILDING - PHASE 2
SUCF Project No. 161026-00

236 Tower Road
Ithaca, NY 14853

Cornell CALS College of Agriculture and Life Sciences
SUNY State University Construction Fund

Ellenzweig Architecture | Planning	230 Congress Street Boston, MA 02110 T 617 491-5575
Ryan Biggs Clark Davis Structural Engineers	257 Ushers Road Clifton Park, NY 12065 T 518 406-5506
Salas O'Brien Consulting & Engineering Group of NY, Inc. Mechanical Engineers	300 Trolley Blvd. Rochester, NY 14606 T 585 288-5590
Jade Stone Engineering Electrical Engineers	444 Vanduzee St. Watertown, NY 13601 T 315 836 4062
Watson Engineering Plumbing	4500 State Route 434 Apalachin, NY 13732 T 607 223-4334
DM Engineers Fire Protection Engineers	1007 Yonkers Ave Yonkers, NY 10704 T 929 333-2339
Bell & Spina Building Envelope	215 Wyoming Street S Syracuse, NY 13204 T 315 488-0377
Environ. Design & Research Historic Preservation, Landscape, Civil Engineering	217 Montgomery St, Suite 1000 Syracuse, NY 13202 T 315 471-0688
Schuler Shook Lighting Design	240 W 40th Street, 2nd Floor New York, NY 10018 T 212 439-5650
D2D Green Design Sustainability PH2	10 Hallenbeck Hill East Greenbush, NY 12061 T 518 729-2967
Shen Milsom & Wilke Acoustics, IT, AV, Security	417 Fifth Avenue New York, NY 10016 T 212 725-6800
Watts Architects & Engineers Asbestos, Haz Mat	95 Perry Street, Suite 300 Buffalo, NY 14203 T 716 206-5122
Hastings Consulting Building Code	142 Hanlon Rd Holliston, MA 01746 T 508 397-8417
Ellana Cost Consulting	32 Broadway, Suite 801 New York, NY 10004 T 212971-0936

Notes:

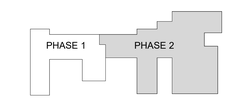

Keyplan

Job Number	31909.00
Drawing By	RMS
Checked By	JLD
Filename	
Date	August 31, 2026

Revisions

SCHEMATIC FRP DETAILS - PHASE 2

EXPIRATION DATE: SEPTEMBER 30, 2027
CERTIFICATE OF AUTHORIZATION #: 0023272

BID DOCUMENTS
Scale: As indicated

S3.2

2024 Ellenzweig ©

Autodesk Docs://31909 SUCF Cornell Plant Science/31909_Cornell_PSB_STRUCT_R23.rvt
10/8/2026 11:37:31 AM

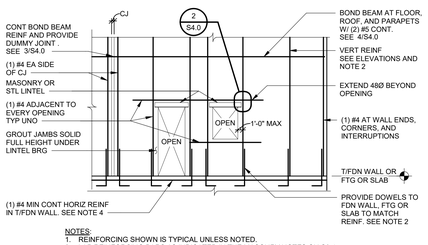

NOTES:
1. REINFORCING SHOWN IS TYPICAL UNLESS NOTED.
2. LAP REINFORCING BARS AS INDICATED IN THE MASONRY NOTES ON S0.1
3. PROVIDE LADDER TYPE HORIZONTAL JOINT REINFORCING AT 16"OC AND AT TOP TWO COURSES UNLESS NOTED OTHERWISE.
4. AT INTERIOR PARTITIONS, WHERE NO FOUNDATION WALL IS PRESENT, PROVIDE (1) #4 CONTINUOUS IN SLAB (TYPICAL).
5. OPENINGS ARE NOT PERMITTED IN FIRE WALLS AND SHEAR WALLS EXCEPT WHERE SHOWN ON THE STRUCTURAL DRAWINGS.
6. SEE 9/S4.0 AND 10/S4.0 FOR CONTROL JOINT DETAILS.
7. SEE 5/S2.10 FOR ADDITIONAL SHEAR WALL REINFORCING.

1 S4.0 MINIMUM MASONRY WALL REINFORCING ELEVATION
NOT TO SCALE

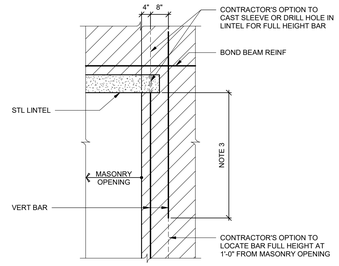

NOTES:
1. TERM "FULL HEIGHT" REFERS TO SINGLE CORE REINFORCED FULL HEIGHT. BARS MAY BE LAPPED.
2. USE FULL HEIGHT BAR THROUGH LINTEL BEARING AT REINFORCED CMU LINTEL.
3. LAP LENGTH SHALL BE THE LAP LENGTH INDICATED IN THE MASONRY NOTES ON S0.2 + 8 INCHES.

2 S4.0 WALL REINFORCING ELEVATION AT OPENING
NOT TO SCALE

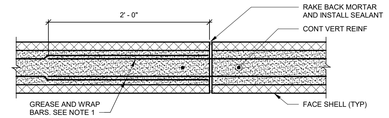

3 S4.0 CONTROL JOINTS AT BOND BEAMS
NOT TO SCALE

NOTE:
CONTRACTOR'S OPTION TO CASE PVC OR GALVANIZED STEEL CONDUIT SLEEVES INTO WALL IN LIEU OF "GREASE AND WRAP".

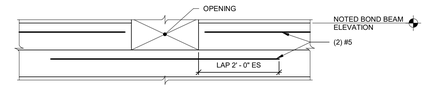

4 S4.0 BOND BEAM INTERRUPTION ELEVATION
3/4" = 1'-0"

REBAR POSITIONER SPACING	
BAR SIZE	MAX VERTICAL SPACING
#4	56 INCHES
#5	64 INCHES
#6	80 INCHES

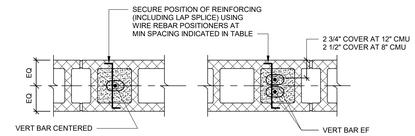

5 S4.0 PLAN DETAIL - REINFORCING IN CMU CORES
NOT TO SCALE

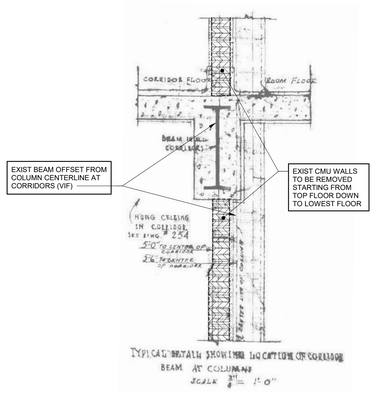

6 S4.0 EXISTING DETAIL
3/4" = 1'-0"

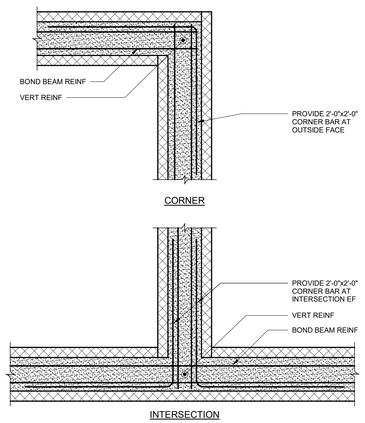

7 S4.0 BOND BEAM PLAN DETAILS
NOT TO SCALE

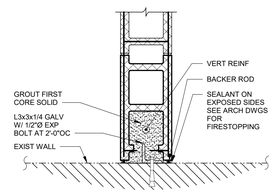

8 S4.0 WALL CONTROL JOINT AT EXISTING WALL
NOT TO SCALE

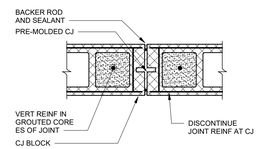

UNRATED WALLS ONLY

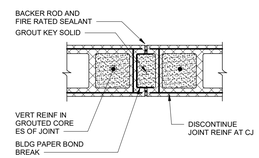

FIRE RATED WALLS OR UNRATED WALLS

9 S4.0 WALL CONTROL JOINT DETAIL
NOT TO SCALE

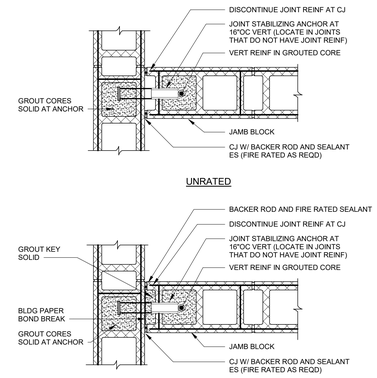

10 S4.0 WALL CONTROL JOINT DETAIL
NOT TO SCALE

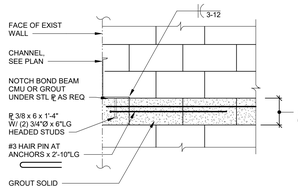

11 S4.0 SECTION
3/4" = 1'-0"

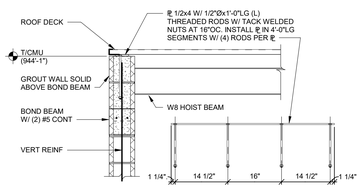

12 S4.0 WALL SECTION AT ROOF DECK
3/4" = 1'-0"

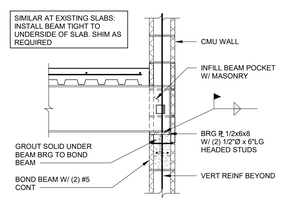

13 S4.0 BEAM BEARING IN MASONRY WALL
3/4" = 1'-0"

NOTE:
CONTRACTOR'S OPTION TO USE THREADED ROD WITH TACK WELDED NUT IN LIEU OF HEADED STUDS.

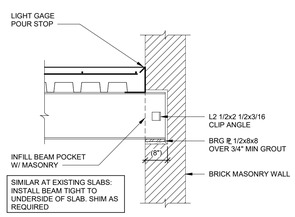

14 S4.0 BEAM BEARING IN BRICK WALL
3/4" = 1'-0"

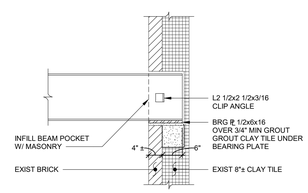

15 S4.0 DUNNAGE BEAM BEARING IN EXISTING WALL
3/4" = 1'-0"

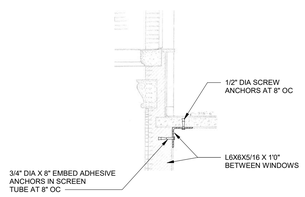

16 S4.0 DETAIL
3/4" = 1'-0"

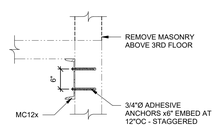

17 S4.0 SECTION
3/4" = 1'-0"

NOTE:
SIMILAR AT EXISTING CHIMNEY TO REMAIN.

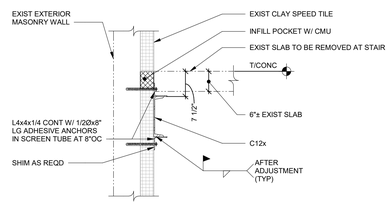

18 S4.0 SECTION
3/4" = 1'-0"

NOTE:
INFILL SLAB POCKET IN EXISTING WALL PRIOR TO INSTALLING ADHESIVE ANCHORS.

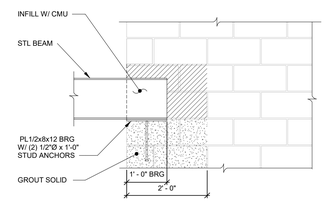

19 S4.0 BEARING DETAIL
3/4" = 1'-0"

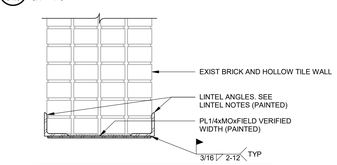

MASONRY OPENING	WIDTH	ANGLES
≤ 4'-0"	6" ≤ W < 12"	(2) L3 1/2x3 1/2x5/16
	12" ≤ W ≤ 18"	(2) L6x6x3/8
> 4'-0" ≤ 8'-0"	6" ≤ W < 12"	(2) L6x3 1/2x5/16
	12" ≤ W ≤ 18"	(2) L6x6x3/8

20 S4.0 SECTION AT LINTEL IN EXISTING INTERIOR WALL
1 1/2" = 1'-0"

NOTES:
1. SAWCUT EXISTING MORTAR JOINT ON ONE SIDE OF WALL BY DEPTH, LENGTH AND THICKNESS OF ANGLE.
2. INSERT ANGLE.
3. REPEAT STEPS 1 AND 2 ON OPPOSITE SIDE OF WALL.
4. REMOVE MASONRY FOR NEW MASONRY OPENING.
5. INSTALL PLATE AND TOUCH-UP PAINT.
6. REPOINT VOIDS IN MORTAR JOINTS IN JAMBS.

RENOVATE PLANT SCIENCE BUILDING - PHASE 2
SUCF Project No. 161026-00

236 Tower Road
Ithaca, NY 14853

Cornell CALS College of Agriculture and Life Sciences
SUNY State University Construction Fund

Ellenzweig Architecture | Planning	230 Congress Street Boston, MA 02110 T 617 491-5575
Ryan Biggs Clark Davis Structural Engineers	257 Ushers Road Clifton Park, NY 12065 T 518 406-5506
Salas O'Brien Consulting & Engineering Group of NY, Inc. Mechanical Engineers	300 Trolley Blvd. Rochester, NY 14606 T 585 288-5590
Jade Stone Engineering Electrical Engineers	444 Vanduzee St. Watertown, NY 13601 T 315 836 4062
Watson Engineering Plumbing	4500 State Route 434 Apalachin, NY 13732 T 607 223-4334
DM Engineers Fire Protection Engineers	1007 Yonkers Ave Yonkers, NY 10704 T 929 333-2339
Bell & Spina Building Envelope	215 Wyoming Street S Syracuse, NY 13204 T 315 488-0377
Environ. Design & Research Historic Preservation, Landscape, Civil Engineering	217 Montgomery St, Suite 1000 Syracuse, NY 13202 T 315 471-0688
Schuler Shook Lighting Design	240 W 40th Street, 2nd Floor New York, NY 10018 T 212 439-5650
D2D Green Design Sustainability PH2	10 Hallenbeck Hill East Greenbush, NY 12061 T 518 729-2967
Shen Milsom & Wilke Acoustics, IT, AV, Security	417 Fifth Avenue New York, NY 10016 T 212 725-6800
Watts Architects & Engineers Asbestos, Haz Mat	95 Perry Street, Suite 300 Buffalo, NY 14203 T 716 206-5122
Hastings Consulting Building Code	142 Hanlon Rd Holliston, MA 01746 T 508 397-8417
Ellana Cost Consulting	32 Broadway, Suite 801 New York, NY 10004 T 212971-0936

Notes:

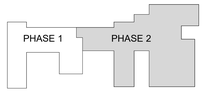

Keyplan

Job Number	31909.00
Drawing By	RMS
Checked By	JLD
Filename	
Date	August 31, 2026

Revisions

TYPICAL MASONRY DETAILS - PHASE 2

STATE OF NEW YORK · JOSEPH L. DEVITO · 072326 · LICENSED PROFESSIONAL ENGINEER

EXPIRATION DATE: SEPTEMBER 30, 2027
CERTIFICATE OF AUTHORIZATION #: 0023272

2024 Ellenzweig ©

BID DOCUMENTS
Scale: As indicated

S4.0

10/8/2026 11:37:33 AM
Autodesk Docs://31909 SUCF Cornell Plant Sciences/31909_Cornell_PSB_STRUCT_R23.rvt



1 S4.1 EXISTING CONDITIONS - ELEVATION
NOT TO SCALE

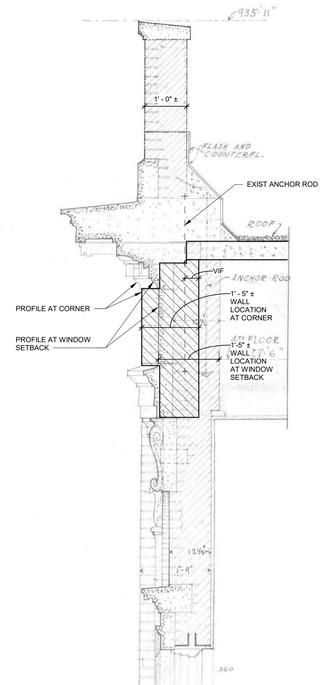

3 S4.1 EXISTING WALL SECTION - SOUTH WALL OF WINGS
NOT TO SCALE

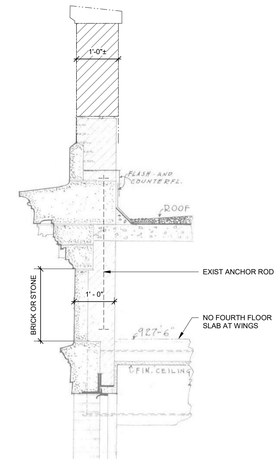

4 S4.1 EXISTING CONDITIONS - TYPICAL WALL SECTION
3/4" = 1'-0"

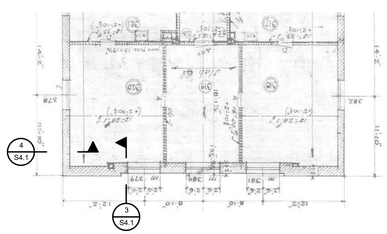

2 S4.1 PARTIAL PLAN
1/8" = 1'-0"



P1 S4.1 PHOTO - SOUTH WALL
12" = 1'-0"



P2 S4.1 PHOTO - LONG SIDE WALL
12" = 1'-0"



P3 S4.1 PHOTO - INTERIOR CORNER
12" = 1'-0"

RENOVATE PLANT SCIENCE BUILDING - PHASE 2
SUCF Project No. 161026-00

236 Tower Road
Ithaca, NY 14853

Cornell CALS College of Agriculture and Life Sciences

SUNY State University Construction Fund

Ellenzweig Architecture | Planning	230 Congress Street Boston, MA 02110 T 617 491-5575
Ryan Biggs Clark Davis Structural Engineers	257 Ushers Road Clifton Park, NY 12065 T 518 406-5506
Salas O'Brien Consulting & Engineering Group of NY, Inc. Mechanical Engineers	300 Trolley Blvd. Rochester, NY 14606 T 585 288-5590
Jade Stone Engineering Electrical Engineers	444 Vanduzee St. Watertown, NY 13601 T 315 836 4062
Watson Engineering Plumbing	4500 State Route 434 Apalachin, NY 13732 T 607 223-4334
DM Engineers Fire Protection Engineers	1007 Yonkers Ave Yonkers, NY 10704 T 929 333-2339
Bell & Spina Building Envelope	215 Wyoming Street S Syracuse, NY 13204 T 315 488-0377
Environ. Design & Research Historic Preservation, Landscape, Civil Engineering	217 Montgomery St, Suite 1000 Syracuse, NY 13202 T 315 471-0688
Schuler Shook Lighting Design	240 W 40th Street, 2nd Floor New York, NY 10018 T 212 439-5650
D2D Green Design Sustainability PH2	10 Hallenbeck Hill East Greenbush, NY 12061 T 518 729-2967
Shen Milsom & Wilke Acoustics, IT, AV, Security	417 Fifth Avenue New York, NY 10016 T 212 725-6800
Watts Architects & Engineers Asbestos, Haz Mat	95 Perry Street, Suite 300 Buffalo, NY 14203 T 716 206-5122
Hastings Consulting Building Code	142 Hanlon Rd Holliston, MA 01746 T 508 397-8417
Ellana Cost Consulting	32 Broadway, Suite 801 New York, NY 10004 T 212971-0936

Notes:

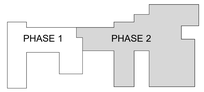

Keyplan

Job Number	31909.00
Drawing By	RMS
Checked By	JLD
Filename	
Date	August 31, 2026

Revisions

CORNICE REPAIR EXISTING CONDITIONS - PHASE 2

STATE OF NEW YORK · JOHN L. DEVOE · LICENSED PROFESSIONAL ENGINEER

EXPIRATION DATE: SEPTEMBER 30, 2027
CERTIFICATE OF AUTHORIZATION #: 0023272

BID DOCUMENTS
Scale: As indicated

S4.1

2024 Ellenzweig ©

10/8/2026 11:37:34 AM

Autodesk Docs://31909 SUCF Cornell Plant Science/31909_Cornell_PSB_STRUCT_R23.rvt

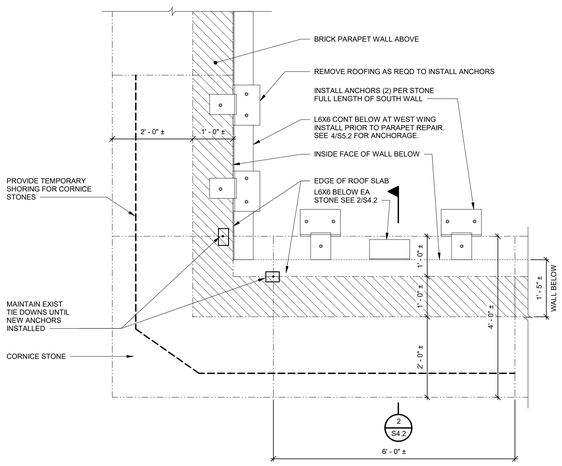

1 S4.2 STEP 1 - PLAN DETAIL
3/4" = 1'-0"

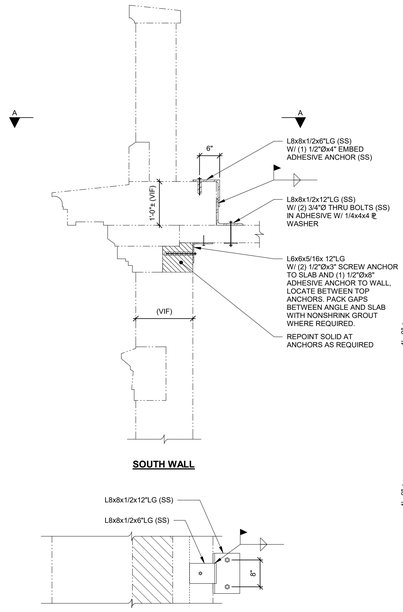

2 S4.2 STEP 1 - CORNICE ANCHORS
3/4" = 1'-0"

NOTE:
CONTRACTORS OPTION TO SUBSTITUTE SS L8x8 ANGLES W/ SS BENT Z-PLATE

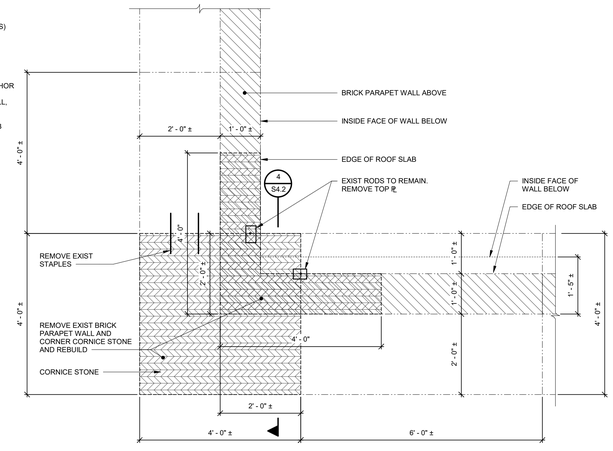

3 S4.2 STEP 2 - PLAN DETAIL
3/4" = 1'-0"

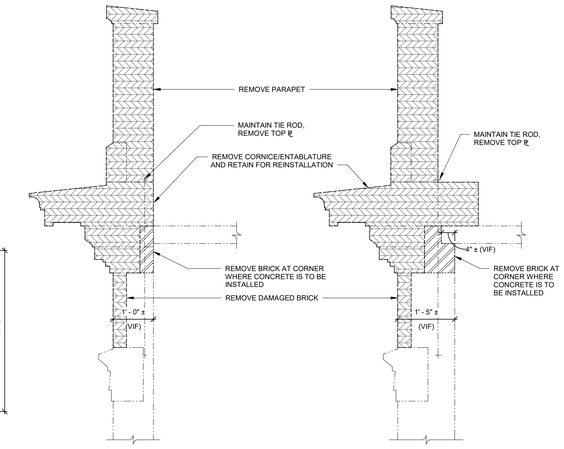

4 S4.2 STEP 2 - REMOVALS
3/4" = 1'-0"

RENOVATE PLANT SCIENCE BUILDING - PHASE 2
SUCF Project No. 161026-00

236 Tower Road
Ithaca, NY 14853

Cornell CALS College of Agriculture and Life Sciences

SUNY State University Construction Fund

Ellenzweig Architecture | Planning	230 Congress Street Boston, MA 02110 T 617 491-5575
Ryan Biggs Clark Davis Structural Engineers	257 Ushers Road Clifton Park, NY 12065 T 518 406-5506
Salas O'Brien Consulting & Engineering Group of NY, Inc. Mechanical Engineers	300 Trolley Blvd. Rochester, NY 14606 T 585 288-5590
Jade Stone Engineering Electrical Engineers	444 Vanduzee St. Watertown, NY 13601 T 315 836 4062
Watson Engineering Plumbing	4500 State Route 434 Apalachin, NY 13732 T 607 223-4334
DM Engineers Fire Protection Engineers	1007 Yonkers Ave Yonkers, NY 10704 T 929 333-2339
Bell & Spina Building Envelope	215 Wyoming Street S Syracuse, NY 13204 T 315 488-0377
Environ. Design & Research Historic Preservation, Landscape, Civil Engineering	217 Montgomery St, Suite 1000 Syracuse, NY 13202 T 315 471-0688
Schuler Shook Lighting Design	240 W 40th Street, 2nd Floor New York, NY 10018 T 212 439-5650
D2D Green Design Sustainability PH2	10 Hallenbeck Hill East Greenbush, NY 12061 T 518 729-2967
Shen Milsom & Wilke Acoustics, IT, AV, Security	417 Fifth Avenue New York, NY 10016 T 212 725-6800
Watts Architects & Engineers Asbestos, Haz Mat	95 Perry Street, Suite 300 Buffalo, NY 14203 T 716 206-5122
Hastings Consulting Building Code	142 Hanlon Rd Holliston, MA 01746 T 508 397-8417
Ellana Cost Consulting	32 Broadway, Suite 801 New York, NY 10004 T 212971-0936

Notes:

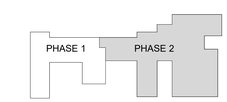

Keyplan

Job Number 31909.00
Drawing By RMS
Checked By JLD
Filename
Date August 31, 2026

Revisions

CORNICE REPAIR DETAILS - PHASE 2

STATE OF NEW YORK
JOHN L. CLARK
EXPIRATION DATE: SEPTEMBER 30, 2027
CERTIFICATE OF AUTHORIZATION #: 0023272

BID DOCUMENTS
Scale: 3/4" = 1'-0"

S4.2

2024 Ellenzweig ©

Autodesk Docs://31909 SUCF Cornell Plant Science/31909_Cornell_PSB_STRUCT_R23.rvt
10/8/2026 11:37:35 AM

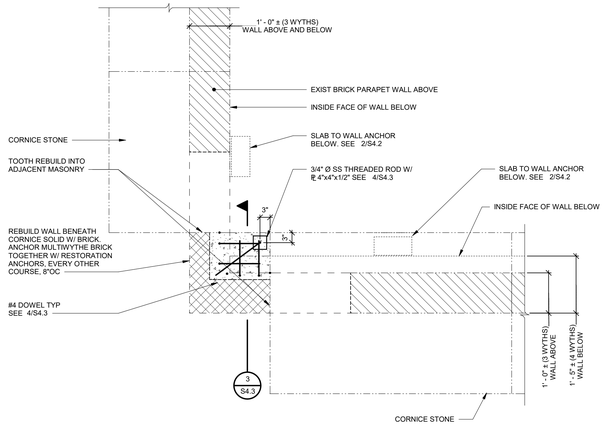

WALL BELOW CORNICE STONE

1 S4.3 STEP 3 - REBUILD - PLAN DETAIL
3/4" = 1'-0"

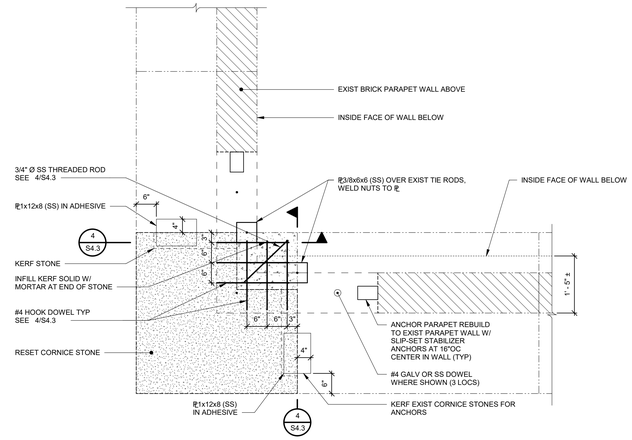

CORNICE STONE

2 S4.3 STEP 3 - REBUILD - PLAN DETAIL
3/4" = 1'-0"

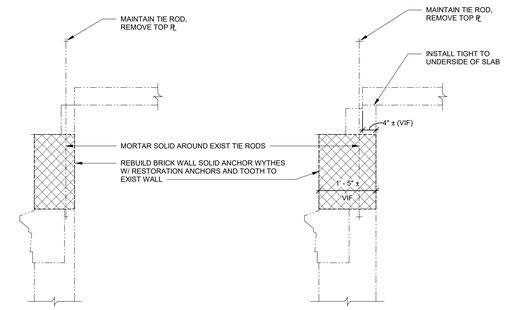

3 S4.3 STEP 3 - REBUILD - SECTION
3/4" = 1'-0"

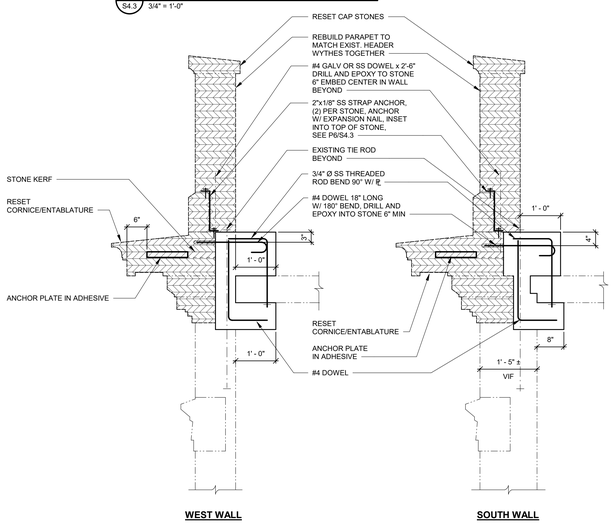

4 S4.3 STEP 3 - REBUILD - SECTION
3/4" = 1'-0"

NOTE:
SEE 1/S4.3 AND 2/S4.3 FOR ADDITIONAL INFORMATION.

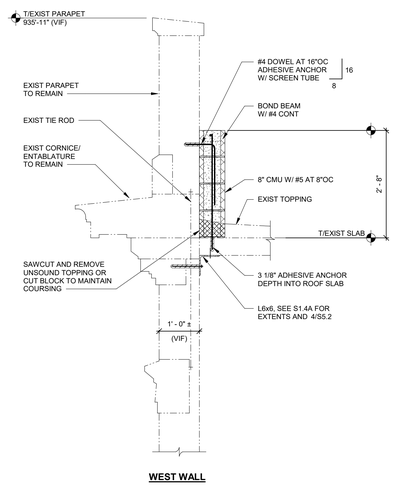

5 S4.3 SECTIONS AT PARAPET
3/4" = 1'-0"

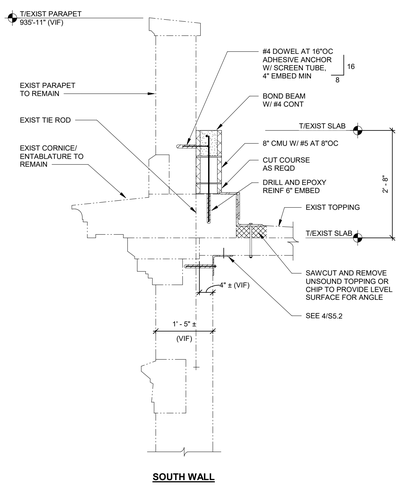

6 S4.3 SECTIONS AT PARAPET
3/4" = 1'-0"



P1 S4.3 PHOTO
12" = 1'-0"

P2 S4.3 PHOTO
12" = 1'-0"



P3 S4.3 PHOTO
12" = 1'-0"



P4 S4.3 PHOTO
12" = 1'-0"

P5 S4.3 PHOTO
12" = 1'-0"



P6 S4.3 PHOTO
12" = 1'-0"

RENOVATE PLANT SCIENCE BUILDING - PHASE 2
SUCF Project No. 161026-00

236 Tower Road
Ithaca, NY 14853

Cornell CALS College of Agriculture and Life Sciences

SUNY State University Construction Fund

Ellenzweig Architecture | Planning	230 Congress Street Boston, MA 02110 T 617 491-5575
Ryan Biggs Clark Davis Structural Engineers	257 Ushers Road Clifton Park, NY 12065 T 518 406-5506
Salas O'Brien Consulting & Engineering Group of NY, Inc. Mechanical Engineers	300 Trolley Blvd. Rochester, NY 14606 T 585 288-5590
Jade Stone Engineering Electrical Engineers	444 Vanduzee St. Watertown, NY 13601 T 315 836 4062
Watson Engineering Plumbing	4500 State Route 434 Apalachin, NY 13732 T 607 223-4334
DM Engineers Fire Protection Engineers	1007 Yonkers Ave Yonkers, NY 10704 T 929 333-2339
Bell & Spina Building Envelope	215 Wyoming Street S Syracuse, NY 13204 T 315 488-0377
Environ. Design & Research Historic Preservation, Landscape, Civil Engineering	217 Montgomery St, Suite 1000 Syracuse, NY 13202 T 315 471-0688
Schuler Shook Lighting Design	240 W 40th Street, 2nd Floor New York, NY 10018 T 212 439-5650
D2D Green Design Sustainability PH2	10 Hallenbeck Hill East Greenbush, NY 12061 T 518 729-2967
Shen Milsom & Wilke Acoustics, IT, AV, Security	417 Fifth Avenue New York, NY 10016 T 212 725-6800
Watts Architects & Engineers Asbestos, Haz Mat	95 Perry Street, Suite 300 Buffalo, NY 14203 T 716 206-5122
Hastings Consulting Building Code	142 Hanlon Rd Holliston, MA 01746 T 508 397-8417
Ellana Cost Consulting	32 Broadway, Suite 801 New York, NY 10004 T 212971-0936

Notes:

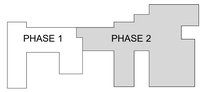

Keyplan

Job Number	31909.00
Drawing By	RMS
Checked By	JLD
Filename	
Date	August 31, 2026

Revisions

CORNICE REPAIR DETAILS - PHASE 2

BID DOCUMENTS
Scale: As indicated

EXPIRATION DATE: SEPTEMBER 30, 2027
CERTIFICATE OF AUTHORIZATION #: 0023272

S4.3

2024 Ellenzweig ©

10/8/2026 11:37:36 AM

Autodesk Docs://31909 SUCF Cornell Plant Sciences/31909_Cornell_PSB_STRUCT_R23.rvt

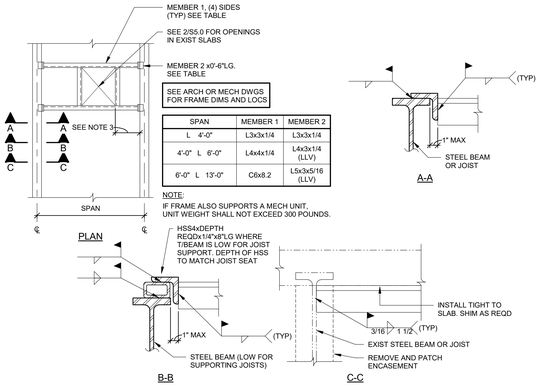

SPAN	MEMBER 1	MEMBER 2
L 4'-0"	L3x3x1/4	L3x3x1/4
4'-0" L 6'-0"	L4x4x1/4	L4x3x1/4 (LLV)
6'-0" L 13'-0"	C6x8.2	L5x3x5/16 (LLV)

NOTE:
IF FRAME ALSO SUPPORTS A MECH UNIT, UNIT WEIGHT SHALL NOT EXCEED 300 POUNDS.

1/S5.0 WELDED ANGLE FRAME DETAIL

NOT TO SCALE

NOTES:
1. IF FRAME ALSO SUPPORTS A MECHANICAL UNIT, UNIT WEIGHT SHALL NOT EXCEED 300 POUNDS. NOTIFY ENGINEER IF UNIT WEIGHT WILL EXCEED 300 POUNDS.
2. DETAIL SHOWS DIFFERENT ATTACHMENT METHODS TO DIFFERENT FRAMING MEMBERS. IF NOT NOTED IN PLAN, USE ATTACHMENT THAT WILL POSITION SUPPORT FRAME TIGHT TO EXISTING ROOF DECK AND WILL ACHIEVE PROPER CONNECTION TO THE EXISTING ROOF MEMBER. SHIM AS REQUIRED. NOTIFY ENGINEER IF EXISTING CONDITIONS ARE DIFFERENT THAN SHOWN IN SECTIONS A-A, B-B, OR C-C. SEE 11 AND 12/S5.0 FOR ATTACHMENT TO CONCRETE ENCASED BEAMS.
3. WHERE DIMENSION IS LESS THAN 8", OMIT MEMBER 1 PARALLEL TO EXISTING BEAM OR JOIST. TYPICAL (4) SIDES OF PENETRATION.
4. IF FRAME DOES NOT SUPPORT EQUIPMENT AND BEAM ENCASEMENT IS SOUND, SEE 13/S5.0 FOR ALTERNATE CONNECTION.
5. NEW CONNECTIONS TO EXISTING STRUCTURAL STEEL REQUIRE LEAD PAINT ABATEMENT. SEE HAZMAT DRAWINGS, TYPICAL.

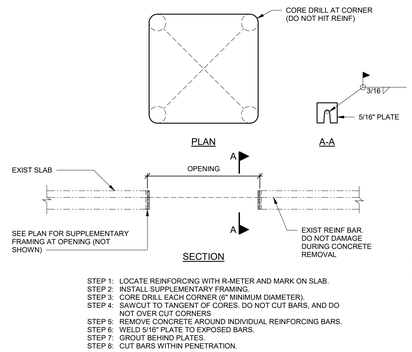

STEP 1: LOCATE REINFORCING WITH R-METER AND MARK ON SLAB.
STEP 2: INSTALL SUPPLEMENTARY FRAMING.
STEP 3: CORE DRILL EACH CORNER (6" MINIMUM DIAMETER).
STEP 4: SAWCUT TO TANGENT OF CORES. DO NOT CUT BARS, AND DO NOT OVER CUT CORNERS.
STEP 5: REMOVE CONCRETE AROUND INDIVIDUAL REINFORCING BARS.
STEP 6: WELD 5/16" PLATE TO EXPOSED BARS.
STEP 7: GROUT BEHIND PLATES.
STEP 8: CUT BARS WITHIN PENETRATION.

2/S5.0 OPENING IN EXISTING SLAB

NOT TO SCALE

NOTE:
EXISTING SLAB REINFORCING SIZE AND SPACING VARIES. FOR ESTIMATING PURPOSES ONLY, ASSUME EXISTING SLAB REINFORCING IS SPACED 4" OC IN ONE DIRECTION AND 18" OC IN THE PERPENDICULAR DIRECTION. CONTRACTOR TO VIF EXISTING SLAB REINFORCING AT EACH OPENING.

NOTE: EXISTING STEEL HAS LEAD PAINT. ABATEMENT OF LEAD PAINT IS REQUIRED FOR ALL NEW CONNECTIONS TO EXISTING STEEL.

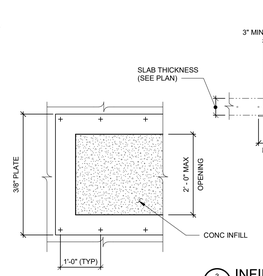

3/S5.0 INFILL OF EXISTING OPENING

3/4" = 1'-0"

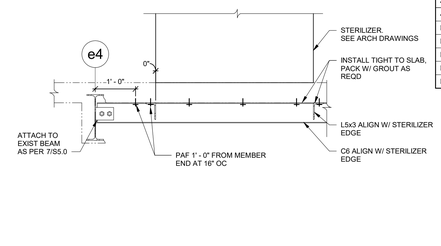

4/S5.0 SECTION

3/4" = 1'-0"

NOTES:
1. NEW CONNECTIONS TO EXISTING STRUCTURAL STEEL REQUIRE LEAD PAINT ABATEMENT, TYPICAL. SEE HAZMAT DRAWINGS.

REINFORCING SCHEDULE				
FLOOR	EXIST BEAM	REINFORCING MEMBER	LENGTH FROM END	DETAIL
1	12I36	WT4x5	L/5	5/S5.0
1 - 3	12I25	WT4x5	L/5	5/S5.0
4 / LOW ROOF	8I17.5 / 12I31.5	WT4x5	L/5	5/S5.0
4 / LOW ROOF	20I56	WT4x7.5	L/3	5/S5.0
4 / LOW ROOF	12I31.5	WT4x6.5	L/6	5/S5.0
4 / LOW ROOF	22I67.5	WT4x17.5*	L/7	5/S5.0
4 / LOW ROOF	6I12.5 / 10I23	WT5x13	AT END	5/S5.0
4 / LOW ROOF	18I47	WT9x20*	AT END	5/S5.0
HIGH ROOF	12I25 / 14I30 / 14I39	WT4x5	L/5	5/S5.0
HIGH ROOF	16I38	WT4x7.5	L/5	5/S5.0
HIGH ROOF	18I47	WT4x10.5	L/3	5/S5.0
HIGH ROOF	16I35	WT4x10.5	L/9	5/S5.0
HIGH ROOF	18I47	WT4x15.5*	L/5	5/S5.0

* 16" WELD LENGTH AT ENDS OF REINFORCEMENT

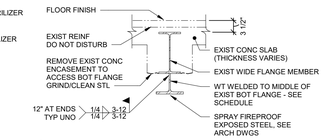

5/S5.0 EXISTING BEAM REINFORCING DETAIL

3/4" = 1'-0"

NOTES:
1. NEW CONNECTIONS TO EXISTING STRUCTURAL STEEL REQUIRE LEAD PAINT ABATEMENT, TYPICAL. SEE HAZMAT DRAWINGS.

COLUMN REINFORCING SCHEDULE						
	COLUMN:	J18/J19	K18/K19	L18/L19	M18/M19	N18/N19
LEVEL	ELEVATION	PLATE THICKNESS (tp)				
LOW ROOF T/STL	930'-2 1/2"					
		NOT REQD	NOT REQD	NOT REQD	NOT REQD	NOT REQD
3RD FLR T/STL	915'-2 1/2"					
		0.500	0.500	0.500	0.500	0.500
2ND FLR T/STL	901'-9 1/2"					
		NOT REQD	NOT REQD	NOT REQD	NOT REQD	NOT REQD
1ST FLR T/STL	889'-2 1/2"					
		0.500	NOT REQD	NOT REQD	NOT REQD	0.500
GROUND FLR T/STL	877'-9 1/2"					
		NOT REQD	NOT REQD	NOT REQD	NOT REQD	0.500
T/BASEPLATE	ELEVATION:	869'-0 1/4"	869'-1"	869'-1"	869'-0 1/4"	869'-0 1/4"

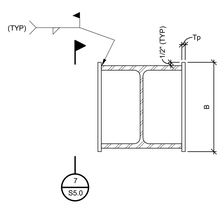

NOTES:
1. SEE COLUMN REINFORCING SCHEDULE FOR VALUES OF Tp.
2. COLUMN REINFORCING PLATES ARE CONTINUOUS AT EXISTING COLUMN SPLICES.
3. INSTALL REINFORCING PLATES FULL HEIGHT BETWEEN FLOOR SLAB AND EXISTING BEAM ABOVE AT EACH LEVEL TYPICAL.
4. VERIFY IN FIELD DEPTH OF EXISTING COLUMN TO CALCULATE B.
5. NEW CONNECTIONS TO EXISTING STRUCTURAL STEEL REQUIRE LEAD PAINT ABATEMENT. SEE HAZMAT DRAWINGS, TYPICAL.

6/S5.0 COLUMN REINFORCEMENT DETAIL

NOT TO SCALE

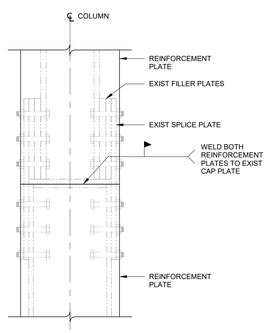

7/S5.0 SECTION AT COLUMN SPLICE

1 1/2" = 1'-0"

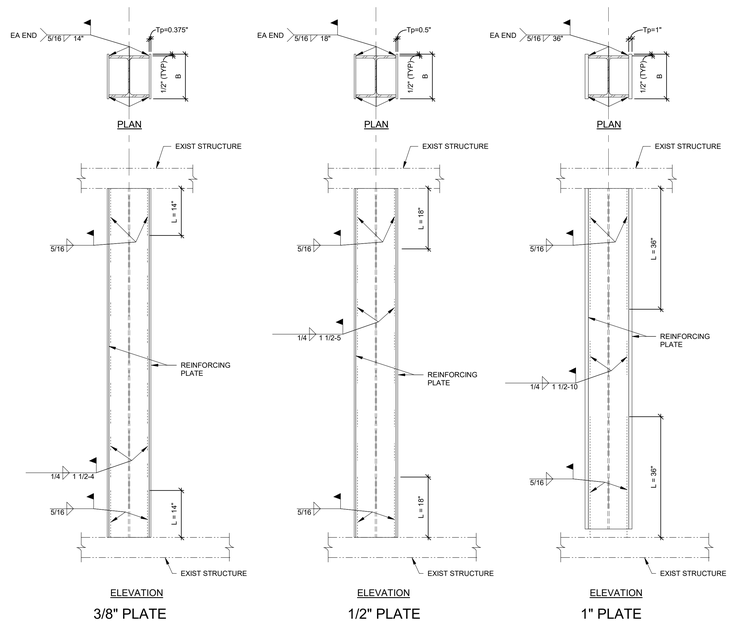

8/S5.0 COLUMN REINFORCING WELDING REQUIREMENTS

3/4" = 1'-0"

NOTES:
1. NEW CONNECTIONS TO EXISTING STRUCTURAL STEEL REQUIRE LEAD PAINT ABATEMENT, TYPICAL. SEE HAZMAT DRAWINGS.

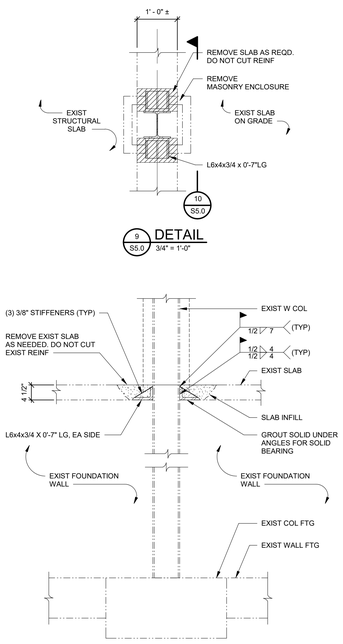

9/S5.0 DETAIL

3/4" = 1'-0"

10/S5.0 SECTION

3/4" = 1'-0"

NOTES:
1. NEW CONNECTIONS TO EXISTING STRUCTURAL STEEL REQUIRE LEAD PAINT ABATEMENT, TYPICAL. SEE HAZMAT DRAWINGS.

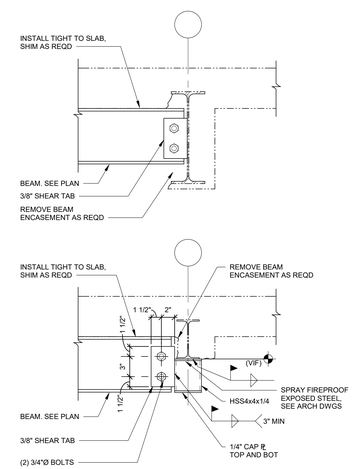

11/S5.0 SECTION - TYPICAL CONNECTIONS TO EXISTING FRAMING

1 1/2" = 1'-0"

NOTES:
1. NEW CONNECTIONS TO EXISTING STRUCTURAL STEEL REQUIRE LEAD PAINT ABATEMENT, TYPICAL. SEE HAZMAT DRAWINGS.

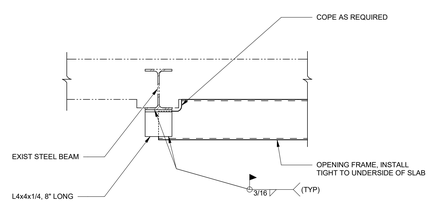

NOTES:
1. NEW CONNECTIONS TO EXISTING STRUCTURAL STEEL REQUIRE LEAD PAINT ABATEMENT, TYPICAL. SEE HAZMAT DRAWINGS.

12/S5.0 ANGLE FRAME CONNECTION TO BEAM DETAIL

1 1/2" = 1'-0"

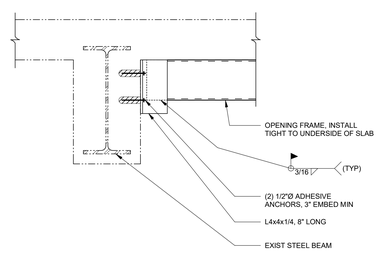

13/S5.0 ANGLE FRAME CONNECTION TO BEAM ENCASEMENT DETAIL

1 1/2" = 1'-0"

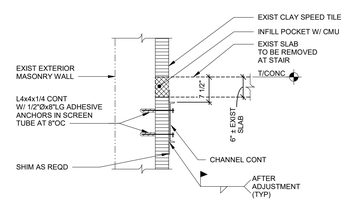

14/S5.0 SECTION

3/4" = 1'-0"

NOTE:
INFILL SLAB POCKET IN EXISTING WALL PRIOR TO INSTALLING ADHESIVE ANCHORS.

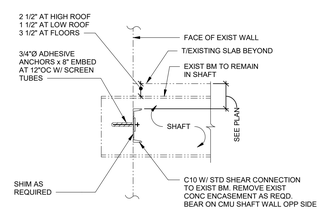

15/S5.0 SECTION

3/4" = 1'-0"

NOTES:
1. NEW CONNECTIONS TO EXISTING STRUCTURAL STEEL REQUIRE LEAD PAINT ABATEMENT, TYPICAL. SEE HAZMAT DRAWINGS.

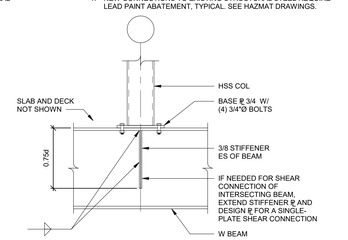

16/S5.0 TYPICAL TRANSFER GIRDER DETAIL

NOT TO SCALE

RENOVATE PLANT SCIENCE BUILDING - PHASE 2
SUCF Project No. 161026-00
236 Tower Road
Ithaca, NY 14853

Cornell CALS College of Agriculture and Life Sciences
SUNY State University Construction Fund

Ellenzweig Architecture | Planning	230 Congress Street Boston, MA 02110 T 617 491-5575
Ryan Biggs Clark Davis Structural Engineers	257 Ushers Road Clifton Park, NY 12065 T 518 406-5506
Salas O'Brien Consulting & Engineering Group of NY, Inc. Mechanical Engineers	300 Trolley Blvd. Rochester, NY 14606 T 585 288-5590
Jade Stone Engineering Electrical Engineers	444 Vanduzee St. Watertown, NY 13601 T 315 836 4062
Watson Engineering Plumbing	4500 State Route 434 Apalachin, NY 13732 T 607 223-4334
DM Engineers Fire Protection Engineers	1007 Yonkers Ave Yonkers, NY 10704 T 929 333-2339
Bell & Spina Building Envelope	215 Wyoming Street S Syracuse, NY 13204 T 315 488-0377
Environ. Design & Research Historic Preservation, Landscape, Civil Engineering	217 Montgomery St, Suite 1000 Syracuse, NY 13202 T 315 471-0688
Schuler Shook Lighting Design	240 W 40th Street, 2nd Floor New York, NY 10018 T 212 439-5650
D2D Green Design Sustainability PH2	10 Hallenbeck Hill East Greenbush, NY 12061 T 518 729-2967
Shen Milsom & Wilke Acoustics, IT, AV, Security	417 Fifth Avenue New York, NY 10016 T 212 725-6800
Watts Architects & Engineers Asbestos, Haz Mat	95 Perry Street, Suite 300 Buffalo, NY 14203 T 716 206-5122
Hastings Consulting Building Code	142 Hanlon Rd Holliston, MA 01746 T 508 397-8417
Ellana Cost Consulting	32 Broadway, Suite 801 New York, NY 10004 T 212971-0936

Notes:

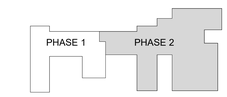

Keyplan

Job Number	31909.00
Drawing By	RMS
Checked By	JLD
Filename	
Date	August 31, 2026

Revisions

SECTIONS - PHASE 2

STATE OF NEW YORK · JOSEPH L. ELLENZWEIG · 072324 · LICENSED PROFESSIONAL ENGINEER

EXPIRATION DATE: SEPTEMBER 30, 2027
CERTIFICATE OF AUTHORIZATION #: 0023272

BID DOCUMENTS
Scale: As indicated

S5.0

2024 Ellenzweig ©

10/8/2026 11:37:39 AM
Autodesk Docs://31909 SUCF Cornell Plant Sciences/31909_Cornell_PSB_STRUCT_R23.rvt

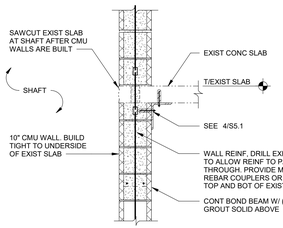

1 S5.1 SECTION
3/4" = 1'-0"

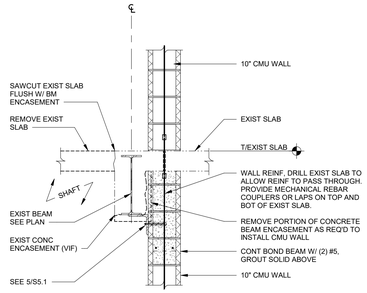

2 S5.1 SECTION
3/4" = 1'-0"

NOTES:
1. NEW CONNECTIONS TO EXISTING STRUCTURAL STEEL REQUIRE LEAD PAINT ABATEMENT, TYPICAL. SEE HAZMAT DRAWINGS.

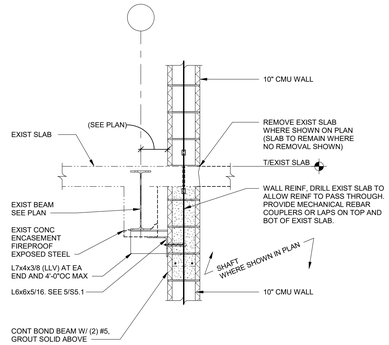

3 S5.1 SECTION
3/4" = 1'-0"

NOTES:
1. NEW CONNECTIONS TO EXISTING STRUCTURAL STEEL REQUIRE LEAD PAINT ABATEMENT, TYPICAL. SEE HAZMAT DRAWINGS.
2. 8" CMU AT SIM. NO SLAB REMOVALS AT SIM.

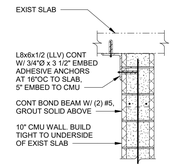

4 S5.1 SECTION
3/4" = 1'-0"

NOTE:
8" CMU AT SIM.

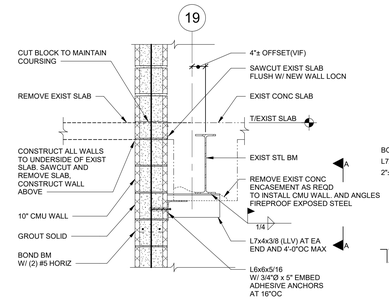

5 S5.1 SECTION
3/4" = 1'-0"

NOTES:
1. NEW CONNECTIONS TO EXISTING STRUCTURAL STEEL REQUIRE LEAD PAINT ABATEMENT, TYPICAL. SEE HAZMAT DRAWINGS.
2. GC OPTION TO USE DETAIL 2/S5.1(SIM).

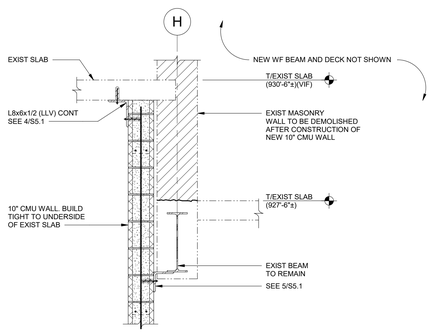

6 S5.1 SECTION
3/4" = 1'-0"

NOTES:
1. NEW CONNECTIONS TO EXISTING STRUCTURAL STEEL REQUIRE LEAD PAINT ABATEMENT, TYPICAL. SEE HAZMAT DRAWINGS.

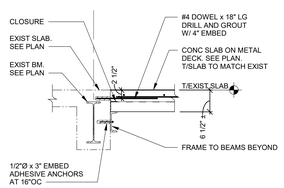

7 S5.1 SECTION
3/4" = 1'-0"

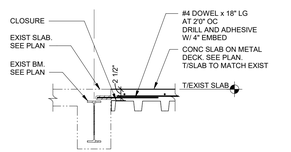

8 S5.1 SECTION
3/4" = 1'-0"

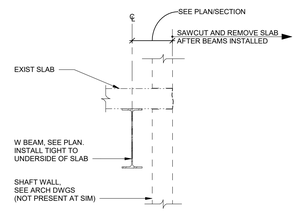

9 S5.1 SECTION
3/4" = 1'-0"

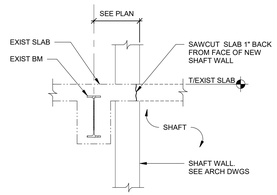

10 S5.1 SECTION
3/4" = 1'-0"

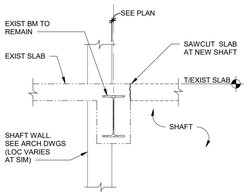

11 S5.1 SECTION
3/4" = 1'-0"

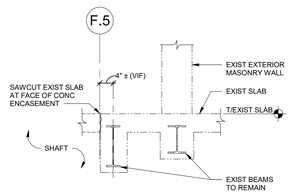

12 S5.1 SECTION
3/4" = 1'-0"

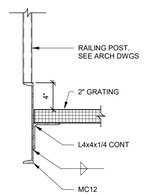

13 S5.1 SECTION
1 1/2" = 1'-0"

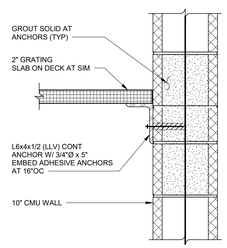

14 S5.1 SECTION
1 1/2" = 1'-0"

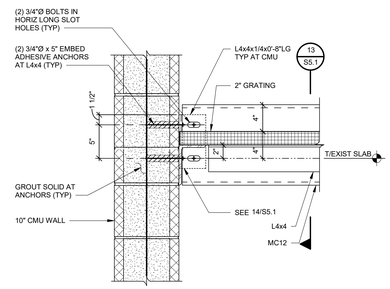

15 S5.1 SECTION
1 1/2" = 1'-0"

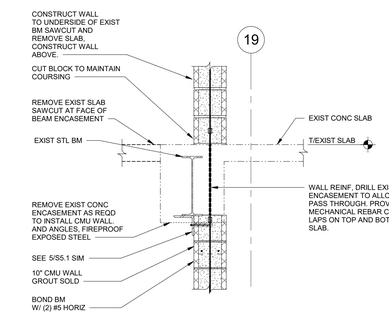

16 S5.1 SECTION
3/4" = 1'-0"

NOTES:
1. NEW CONNECTIONS TO EXISTING STRUCTURAL STEEL REQUIRE LEAD PAINT ABATEMENT, TYPICAL. SEE HAZMAT DRAWINGS.
2. GC OPTION TO USE DETAIL 2/S5.1 (SIM).

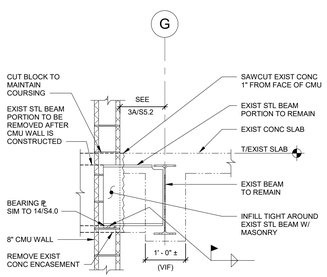

17 S5.1 SECTION
3/4" = 1'-0"

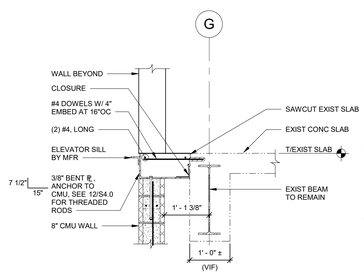

18 S5.1 SECTION
3/4" = 1'-0"

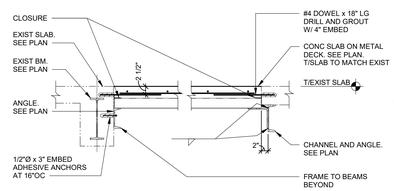

19 S5.1 SECTION
3/4" = 1'-0"

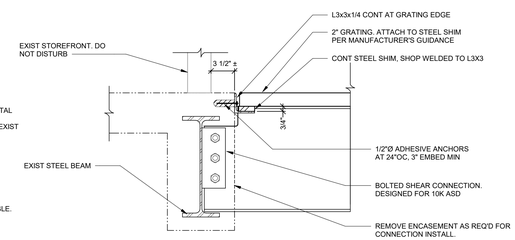

20 S5.1 SECTION
1 1/2" = 1'-0"

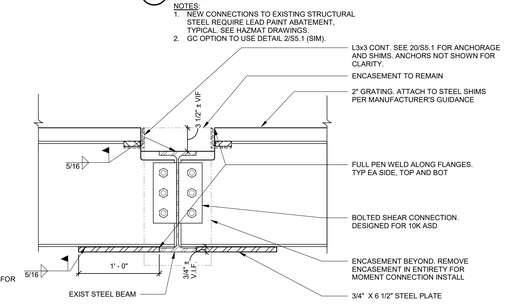

21 S5.1 SECTION
1 1/2" = 1'-0"

RENOVATE PLANT SCIENCE BUILDING - PHASE 2
SUCF Project No. 161026-00

236 Tower Road
Ithaca, NY 14853

Cornell CALS College of Agriculture and Life Sciences
SUNY State University Construction Fund

Ellenzweig Architecture | Planning	230 Congress Street Boston, MA 02110 T 617 491-5575
Ryan Biggs Clark Davis Structural Engineers	257 Ushers Road Clifton Park, NY 12065 T 518 406-5506
Salas O'Brien Consulting & Engineering Group of NY, Inc. Mechanical Engineers	300 Trolley Blvd. Rochester, NY 14606 T 585 288-5590
Jade Stone Engineering Electrical Engineers	444 Vanduzee St. Watertown, NY 13601 T 315 836 4062
Watson Engineering Plumbing	4500 State Route 434 Apalachin, NY 13732 T 607 223-4334
DM Engineers Fire Protection Engineers	1007 Yonkers Ave Yonkers, NY 10704 T 929 333-2339
Bell & Spina Building Envelope	215 Wyoming Street S Syracuse, NY 13204 T 315 488-0377
Environ. Design & Research Historic Preservation, Landscape, Civil Engineering	217 Montgomery St, Suite 1000 Syracuse, NY 13202 T 315 471-0688
Schuler Shook Lighting Design	240 W 40th Street, 2nd Floor New York, NY 10018 T 212 439-5650
D2D Green Design Sustainability PH2	10 Hallenbeck Hill East Greenbush, NY 12061 T 518 729-2967
Shen Milsom & Wilke Acoustics, IT, AV, Security	417 Fifth Avenue New York, NY 10016 T 212 725-6800
Watts Architects & Engineers Asbestos, Haz Mat	95 Perry Street, Suite 300 Buffalo, NY 14203 T 716 206-5122
Hastings Consulting Building Code	142 Hanlon Rd Holliston, MA 01746 T 508 397-8417
Ellana Cost Consulting	32 Broadway, Suite 801 New York, NY 10004 T 212971-0936

Notes:

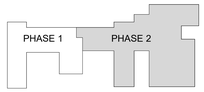

Keyplan

Job Number	31909.00
Drawing By	RMS
Checked By	JLD
Filename	
Date	August 31, 2026

Revisions

SECTIONS - PHASE 2

BID DOCUMENTS
Scale: As indicated

EXPIRATION DATE: SEPTEMBER 30, 2027
CERTIFICATE OF AUTHORIZATION #: 0023272

2024 Ellenzweig ©

S5.1

10/8/2026 11:37:42 AM
Autodesk Docs://31909 SUCF Cornell Plant Sciences/31909_Cornell_PSB_S-STRUCT_R23.rvt

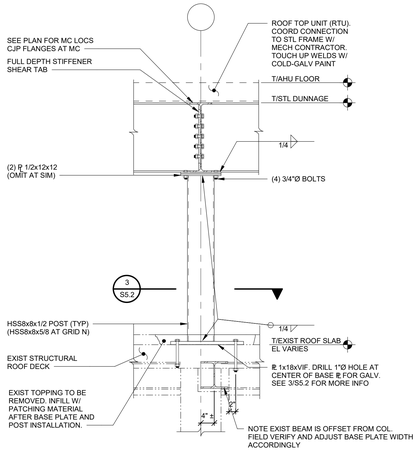

1 S5.2 MECHANICAL EQUIPMENT SUPPORT DETAIL
3/4" = 1'-0"
NOTES:
1. HOT-DIP GALVANIZE FRAME.
2. HOT-DIP GALVANIZE EXPOSED BOLTS, UNLESS NOTED OTHERWISE.
3. NOTIFY ENGINEER IF WEIGHT OF UNIT EXCEEDS WEIGHT NOTED IN PLAN.
4. VERIFY T/EXIST STEEL ROOF SLAB ELEVATIONS IN FIELD AT EACH POST LOCATION PRIOR TO FABRICATING STEEL.
5. ROOFING AND INSULATION NOT SHOWN FOR CLARITY.

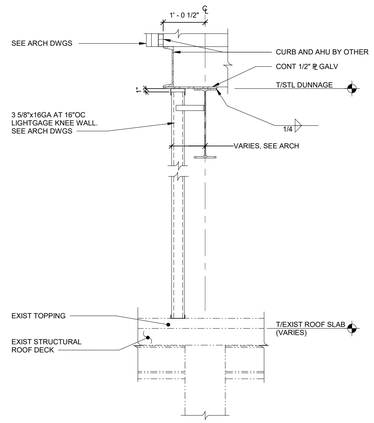

2A S5.2 SECTION
3/4" = 1'-0"
NOTES:
1. HOT-DIP GALVANIZE FRAME.
2. HOT-DIP GALVANIZE EXPOSED BOLTS, UNLESS NOTED OTHERWISE.
3. ROOFING AND INSULATION NOT SHOWN FOR CLARITY.

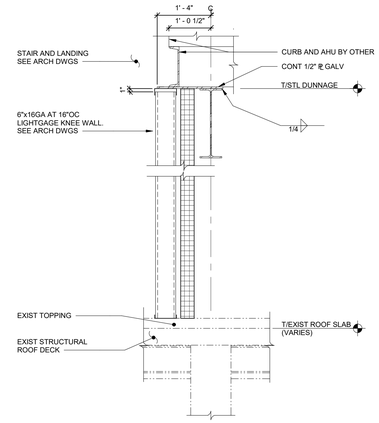

2B S5.2 SECTION
3/4" = 1'-0"
NOTES:
1. HOT-DIP GALVANIZE FRAME.
2. HOT-DIP GALVANIZE EXPOSED BOLTS, UNLESS NOTED OTHERWISE.
3. ROOFING AND INSULATION NOT SHOWN FOR CLARITY.

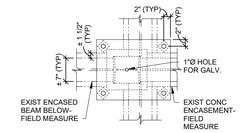

3 S5.2 MECHANICAL EQUIPMENT SUPPORT DETAIL
3/4" = 1'-0"
NOTES:
1. HOT-DIP GALVANIZE FRAME.
2. HOT-DIP GALVANIZE EXPOSED BOLTS, UNLESS NOTED OTHERWISE.
3. NOTIFY ENGINEER IF WEIGHT OF UNIT EXCEEDS WEIGHT NOTED IN PLAN.
4. VERIFY T/EXIST CONCRETE SLAB ELEVATIONS IN FIELD AT EACH POST LOCATION PRIOR TO FABRICATING STEEL.

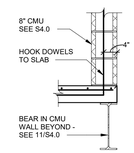

4 S5.2 SECTION
3/4" = 1'-0"

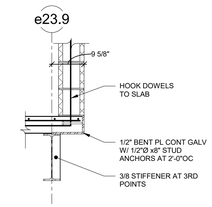

4A S5.2 SECTION
3/4" = 1'-0"

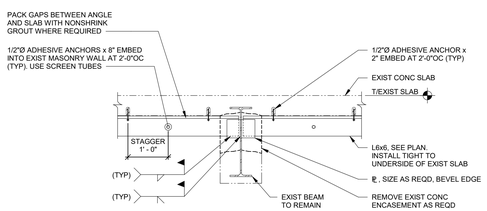

5 S5.2 SECTION
3/4" = 1'-0"
NOTES:
1. SEE PLAN FOR REQUIRED AXIAL CONNECTION LOADS.
2. NEW CONNECTIONS TO EXISTING STRUCTURAL STEEL REQUIRE LEAD PAINT ABATEMENT, TYPICAL. SEE HAZMAT DRAWINGS.

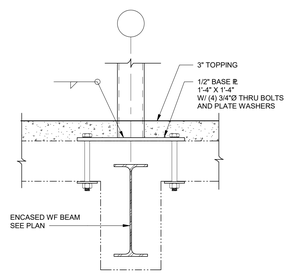

COLUMN BASE CONNECTION AT EXISTING BEAMS

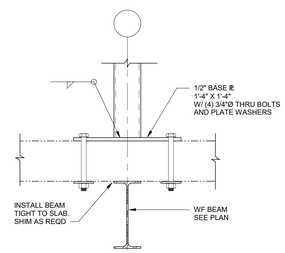

COLUMN BASE CONNECTION AT NEW BEAMS

6 S5.2 SECTIONS
1 1/2" = 1'-0"
NOTES
1. FIELD DRILL PLATES, DO NOT DAMAGE EXIST SLAB REINFORCEMENT.

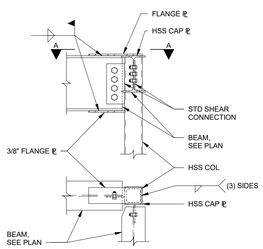

PLAN A-A

7 S5.2 SECTION
1" = 1'-0"

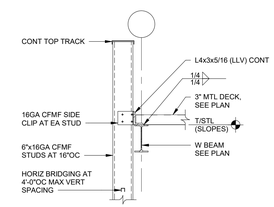

8 S5.2 SECTION
3/4" = 1'-0"

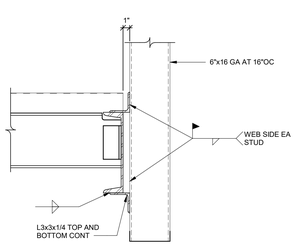

9 S5.2 SECTION
1 1/2" = 1'-0"

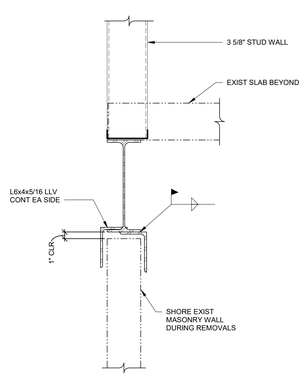

10 S5.2 SECTION
1 1/2" = 1'-0"

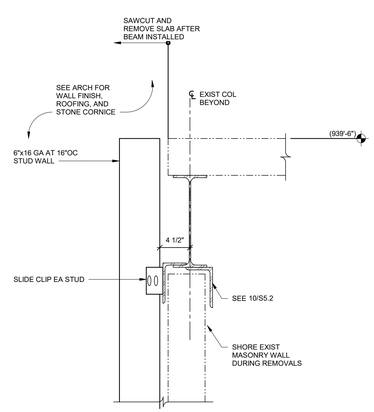

11 S5.2 SECTION
1 1/2" = 1'-0"

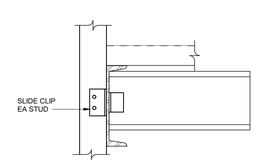

12 S5.2 SECTION
1 1/2" = 1'-0"

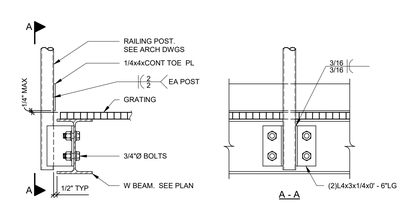

13 S5.2 SECTION
1 1/2" = 1'-0"

RENOVATE PLANT SCIENCE BUILDING - PHASE 2
SUCF Project No. 161026-00
236 Tower Road
Ithaca, NY 14853

Cornell CALS College of Agriculture and Life Sciences
SUNY State University Construction Fund

Ellenzweig Architecture | Planning	230 Congress Street Boston, MA 02110 T 617 491-5575
Ryan Biggs Clark Davis Structural Engineers	257 Ushers Road Clifton Park, NY 12065 T 518 406-5506
Salas O'Brien Consulting & Engineering Group of NY, Inc. Mechanical Engineers	300 Trolley Blvd. Rochester, NY 14606 T 585 288-5590
Jade Stone Engineering Electrical Engineers	444 Vanduzee St. Watertown, NY 13601 T 315 836 4062
Watson Engineering Plumbing	4500 State Route 434 Apalachin, NY 13732 T 607 223-4334
DM Engineers Fire Protection Engineers	1007 Yonkers Ave Yonkers, NY 10704 T 929 333-2339
Bell & Spina Building Envelope	215 Wyoming Street S Syracuse, NY 13204 T 315 488-0377
Environ. Design & Research Historic Preservation, Landscape, Civil Engineering	217 Montgomery St, Suite 1000 Syracuse, NY 13202 T 315 471-0688
Schuler Shook Lighting Design	240 W 40th Street, 2nd Floor New York, NY 10018 T 212 439-5650
D2D Green Design Sustainability PH2	10 Hallenbeck Hill East Greenbush, NY 12061 T 518 729-2967
Shen Milsom & Wilke Acoustics, IT, AV, Security	417 Fifth Avenue New York, NY 10016 T 212 725-6800
Watts Architects & Engineers Asbestos, Haz Mat	95 Perry Street, Suite 300 Buffalo, NY 14203 T 716 206-5122
Hastings Consulting Building Code	142 Hanlon Rd Holliston, MA 01746 T 508 397-8417
Ellana Cost Consulting	32 Broadway, Suite 801 New York, NY 10004 T 212971-0936

Notes:

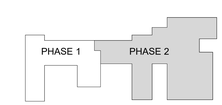

Keyplan

Job Number	31909.00
Drawing By	KMR
Checked By	JLD
Filename	
Date	August 31, 2026

Revisions

SECTIONS - PHASE 2

STATE OF NEW YORK · ARCHITECT · JOSEPH L. ELLENZWEIG · OF STORRS, CONNECTICUT

EXPIRATION DATE: SEPTEMBER 30, 2027
CERTIFICATE OF AUTHORIZATION #: 0023272

BID DOCUMENTS
Scale: As indicated

S5.2

2024 Ellenzweig ©

10/8/2026 11:37:44 AM
Autodesk Docs://31909 SUCF Cornell Plant Sciences/31909_Cornell_PSB_STRUCT_R23.rvt

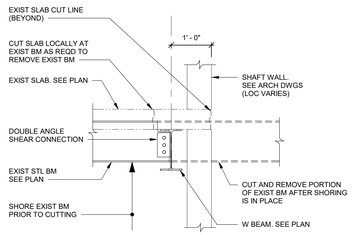

1 / S5.3 SECTION
3/4" = 1'-0"
NOTES:
1. NEW CONNECTIONS TO EXISTING STRUCTURAL STEEL REQUIRE LEAD PAINT ABATEMENT, TYPICAL. SEE HAZMAT DRAWINGS.

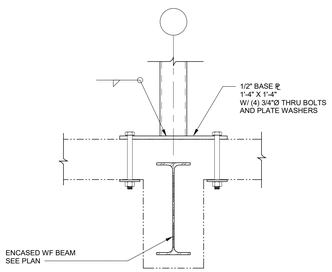

5 / S5.3 ROOF FRAME BASE CONNECTION
1 1/2" = 1'-0"
NOTES:
1. REMOVE ROOF TOPPING LOCALLY AT ANCHORAGE.
2. FIELD DRILL PLATES, DO NOT DAMAGE EXIST SLAB REINF.

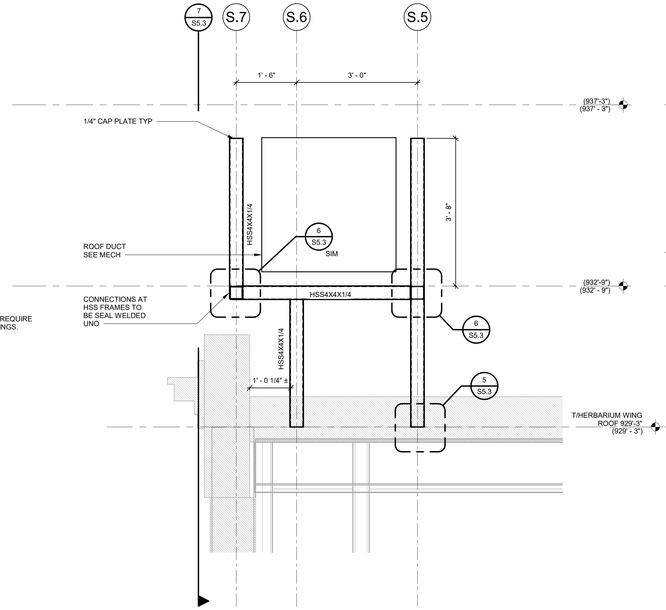

2 / S5.3 TYPICAL ROOF FRAME SECTION
3/4" = 1'-0"

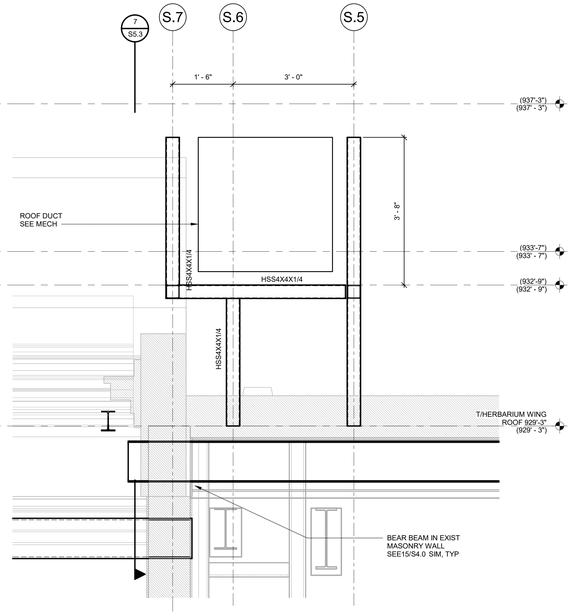

3 / S5.3 ROOF FRAME SECTION
3/4" = 1'-0"

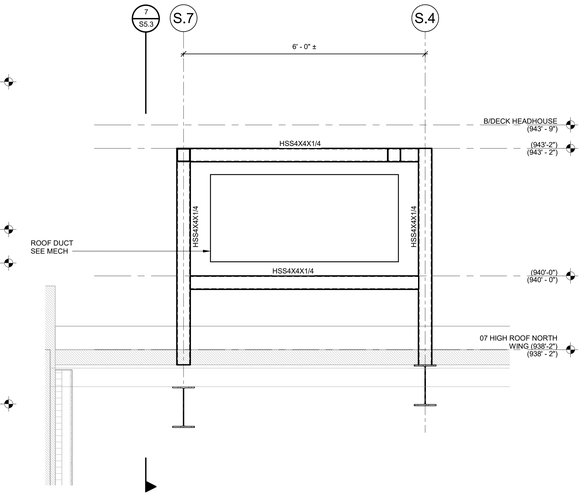

4 / S5.3 HIGH ROOF FRAME SECTION
3/4" = 1'-0"

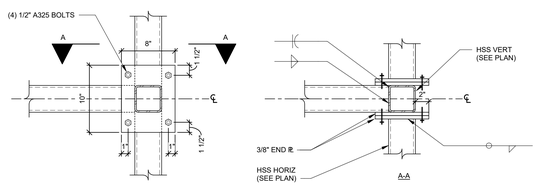

6 / S5.3 SECTION
1 1/2" = 1'-0"

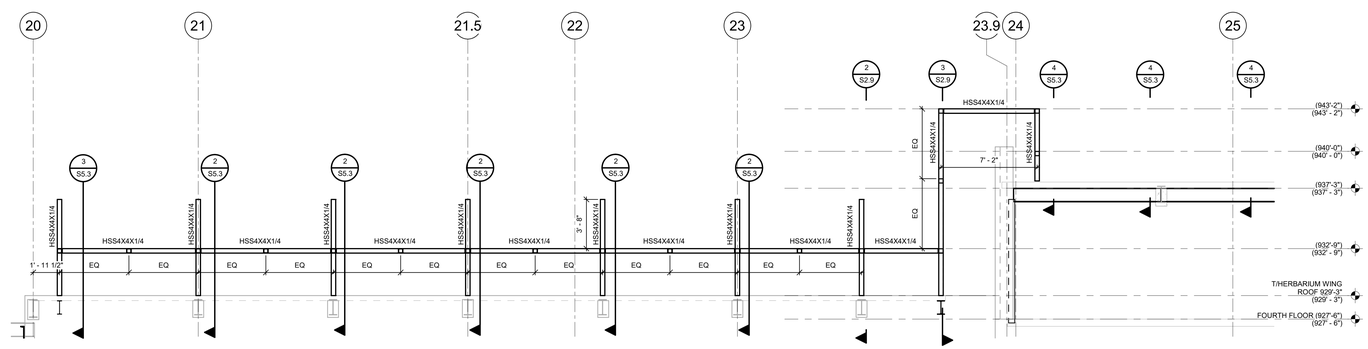

7 / S5.3 ELEVATION
1/4" = 1'-0"

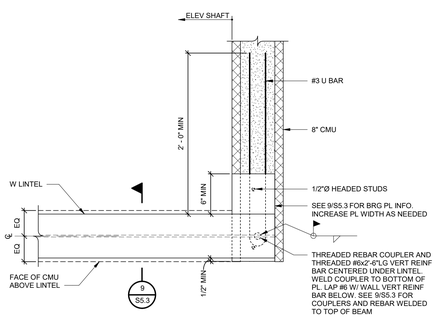

8 / S5.3 SECTION
1 1/2" = 1'-0"

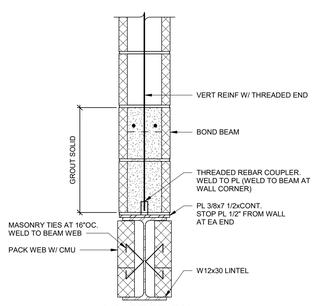

9 / S5.3 SECTION
1 1/2" = 1'-0"

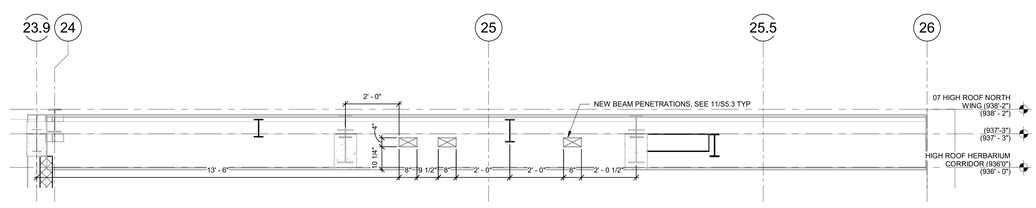

10 / S5.3 BEAM PENETRATIONS OVER BIODIVERSITY GRID G
1/2" = 1'-0"

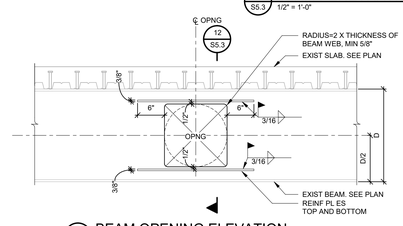

11 / S5.3 BEAM OPENING ELEVATION
1" = 1'-0"

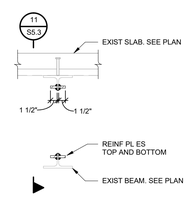

12 / S5.3 BEAM OPENING SECTION
1" = 1'-0"

RENOVATE PLANT SCIENCE BUILDING - PHASE 2
SUCF Project No. 161026-00

236 Tower Road
Ithaca, NY 14853

Cornell CALS College of Agriculture and Life Sciences
SUNY State University Construction Fund

Ellenzweig Architecture | Planning	230 Congress Street Boston, MA 02110 T 617 491-5575
Ryan Biggs Clark Davis Structural Engineers	257 Ushers Road Clifton Park, NY 12065 T 518 406-5506
Salas O'Brien Consulting & Engineering Group of NY, Inc. Mechanical Engineers	300 Trolley Blvd. Rochester, NY 14606 T 585 288-5590
Jade Stone Engineering Electrical Engineers	444 Vanduzee St. Watertown, NY 13601 T 315 836 4062
Watson Engineering Plumbing	4500 State Route 434 Apalachin, NY 13732 T 607 223-4334
DM Engineers Fire Protection Engineers	1007 Yonkers Ave Yonkers, NY 10704 T 929 333-2339
Bell & Spina Building Envelope	215 Wyoming Street S Syracuse, NY 13204 T 315 488-0377
Environ. Design & Research Historic Preservation, Landscape, Civil Engineering	217 Montgomery St, Suite 1000 Syracuse, NY 13202 T 315 471-0688
Schuler Shook Lighting Design	240 W 40th Street, 2nd Floor New York, NY 10018 T 212 439-5650
D2D Green Design Sustainability PH2	10 Hallenbeck Hill East Greenbush, NY 12061 T 518 729-2967
Shen Milsom & Wilke Acoustics, IT, AV, Security	417 Fifth Avenue New York, NY 10016 T 212 725-6800
Watts Architects & Engineers Asbestos, Haz Mat	95 Perry Street, Suite 300 Buffalo, NY 14203 T 716 206-5122
Hastings Consulting Building Code	142 Hanlon Rd Holliston, MA 01746 T 508 397-8417
Ellana Cost Consulting	32 Broadway, Suite 801 New York, NY 10004 T 212971-0936

Notes:

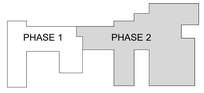

Keyplan

Job Number	31909.00
Drawing By	RMS
Checked By	JLD
Filename	
Date	August 31, 2026

Revisions

SECTIONS - PHASE 2

EXPIRATION DATE: SEPTEMBER 30, 2027
CERTIFICATE OF AUTHORIZATION #: 0023272

BID DOCUMENTS
Scale: As indicated

S5.3

2024 Ellenzweig ©

10/8/2026 11:37:46 AM
Autodesk Docs://31909 SUCF Cornell Plant Science/31909_Cornell_PSB_STRUCT_R23.rvt

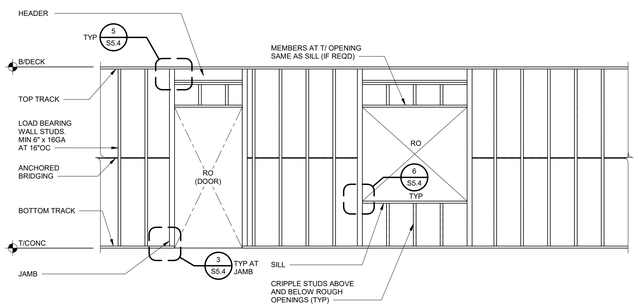

1 S5.4 LOAD BEARING WALL TYPICAL ELEVATION

3/8" = 1'-0"

NOTES:
1. SEE SPECIFICATIONS FOR DELEGATED DESIGN REQUIREMENTS.
2. ATTACH BOTTOM TRACK TO STRUCTURE WITH A MINIMUM OF (2) POWDER ACTUATED FASTENERS AT 16"OC. POWDER ACTUATED FASTENERS SHALL BE HILTI X-U WITH A MINIMUM EMBEDMENT OF 1".
3. SEE ARCHITECTURAL DRAWINGS FOR OPENING SIZES AND LOCATIONS.

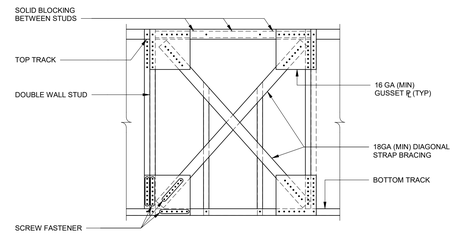

2 S5.4 FLAT STRAP BRIDGING ANCHORAGE TYPICAL DETAIL

3/4" = 1'-0"

NOTE:
SEE PLANS FOR LOCATIONS.

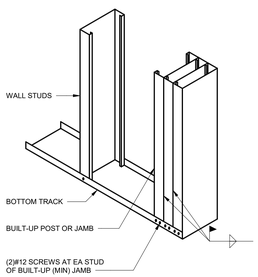

3 S5.4 JAMB BOTTOM TYPICAL CONNECTION DETAIL

1 1/2" = 1'-0"

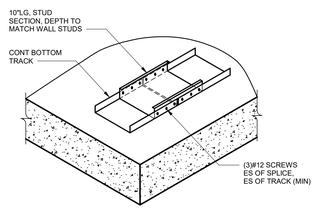

4 S5.4 TRACK SPLICE TYPICAL CONNECTION DETAIL

1 1/2" = 1'-0"

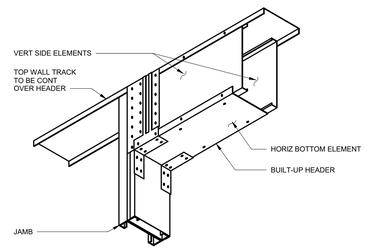

5 S5.4 HEADER TO JAMB TYPICAL CONNECTION DETAIL

1 1/2" = 1'-0"

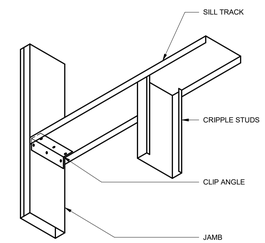

6 S5.4 SILL TO JAMB TYPICAL CONNECTION DETAIL

1 1/2" = 1'-0"

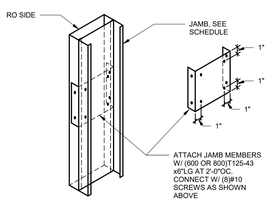

7 S5.4 TIED BUILT-UP JAMB CONNECTION DETAIL

1 1/2" = 1'-0"

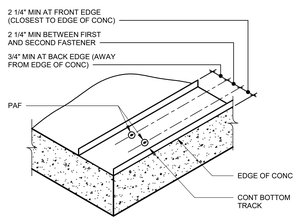

8 S5.4 TRACK TO CONCRETE DECK TYPICAL CONNECTION DETAIL

1 1/2" = 1'-0"

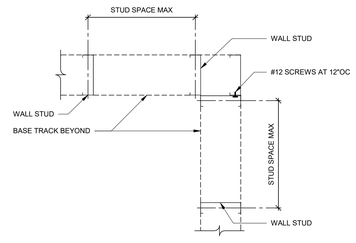

9 S5.4 TYPICAL STUD WALL CORNER FRAMING

1 1/2" = 1'-0"

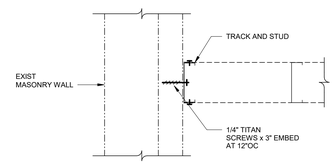

10 S5.4 PLAN DETAIL

1 1/2" = 1'-0"

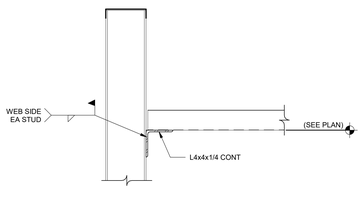

11 S5.4 SECTION

1 1/2" = 1'-0"

RENOVATE PLANT SCIENCE BUILDING - PHASE 2

SUCF Project No. 161026-00

236 Tower Road
Ithaca, NY 14853

Cornell CALS College of Agriculture and Life Sciences

SUNY State University Construction Fund

Ellenzweig Architecture | Planning	230 Congress Street Boston, MA 02110 T 617 491-5575
Ryan Biggs Clark Davis Structural Engineers	257 Ushers Road Clifton Park, NY 12065 T 518 406-5506
Salas O'Brien Consulting & Engineering Group of NY, Inc. Mechanical Engineers	300 Trolley Blvd. Rochester, NY 14606 T 585 288-5590
Jade Stone Engineering Electrical Engineers	444 Vanduzee St. Watertown, NY 13601 T 315 836 4062
Watson Engineering Plumbing	4500 State Route 434 Apalachin, NY 13732 T 607 223-4334
DM Engineers Fire Protection Engineers	1007 Yonkers Ave Yonkers, NY 10704 T 929 333-2339
Bell & Spina Building Envelope	215 Wyoming Street S Syracuse, NY 13204 T 315 488-0377
Environ. Design & Research Historic Preservation, Landscape, Civil Engineering	217 Montgomery St, Suite 1000 Syracuse, NY 13202 T 315 471-0688
Schuler Shook Lighting Design	240 W 40th Street, 2nd Floor New York, NY 10018 T 212 439-5650
D2D Green Design Sustainability PH2	10 Hallenbeck Hill East Greenbush, NY 12061 T 518 729-2967
Shen Milsom & Wilke Acoustics, IT, AV, Security	417 Fifth Avenue New York, NY 10016 T 212 725-6800
Watts Architects & Engineers Asbestos, Haz Mat	95 Perry Street, Suite 300 Buffalo, NY 14203 T 716 206-5122
Hastings Consulting Building Code	142 Hanlon Rd Holliston, MA 01746 T 508 397-8417
Ellana Cost Consulting	32 Broadway, Suite 801 New York, NY 10004 T 212971-0936

Notes:

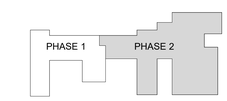

Keyplan

Job Number	31909.00
Drawing By	RMS
Checked By	JLD
Filename	
Date	August 31, 2026

Revisions

SECTIONS - PHASE 2

STATE OF NEW YORK · JOHN L. DIZZONE · 073230 · LICENSED PROFESSIONAL ENGINEER

EXPIRATION DATE: SEPTEMBER 30, 2027
CERTIFICATE OF AUTHORIZATION #: 0023272

BID DOCUMENTS
Scale: As indicated

S5.4

2024 Ellenzweig ©

10/8/2026 11:37:47 AM
Autodesk Docs://31909 SUCF Cornell Plant Sciences/31909_Cornell_PSB_STRUCT_F23.rvt

DEMOLITION GENERAL NOTES

1. CONTRACTORS SHALL FIELD VERIFY EXISTING CONDITIONS AND SHALL NOTIFY THE ARCHITECT OF ANY DISCREPANCIES WHICH MAY INTERFERE WITH THE PROPER EXECUTION OF THE WORK.
2. UNLESS NOTED OTHERWISE, INTENT IS FULL ABATEMENT AND GUT DEMOLITION IN AREAS OF WORK.
3. ALL EXISTING CONSTRUCTION AND FINISHES NOTED TO REMAIN ARE TO BE PROTECTED DURING CONSTRUCTION. PATCH AS REQUIRED FOR LIKE NEW CONDITION. REFER TO AD AND A SERIES DRAWINGS.
4. CONTRACTORS ARE RESPONSIBLE FOR CLEAN TRANSITIONS / CONNECTIONS AT ALL LOCATIONS.
5. ALL CONCRETE FLOOR SLAB AND FOUNDATION WALL PATCH TO INCLUDE RESTORATION OF ALL FILL, WATERPROOFING AND SUB-SLAB UTILITIES ENCOUNTERED – RELOCATE EXISTING PIPING AS NECESSARY TO ACCOMMODATE NEW WORK. MATCH EXISTING MATERIALS ENCOUNTERED.
6. NO ALTERATION TO EXISTING STRUCTURAL CONSTRUCTION THAT DEVIATES FROM THE CONTRACT DOCUMENTS WITHOUT PRIOR NOTICE.
7. REMOVE OR CUT AND CAP ALL ABANDONED UTILITIES BELOW GROUND FLOOR SLAB, AND RESTORE CONCRETE.
8. REFER TO PD, FD, MD, AND ED SERIES DRAWINGS – REMOVE ALL UTILITIES THROUGH SLABS AND PATCH ALL UNUSED SLAB PENETRATIONS TO FLUSH WITH CONCRETE SLABS TOP AND BOTTOM EACH WAY AS REQUIRED TO MAINTAIN EXISTING 2-HR FIRE RATING.
9. CONTRACTOR SHALL INFILL ALL FLOOR OPENINGS WITH METAL DECK AND CONCRETE AS REQUIRED TO MEET 2-HR UL FIRE RATING, SECURELY FASTEN TO EXISTING CONSTRUCTION AND WHERE REQUIRED BY STRUCTURAL FLOOR OPENING SCHEDULE. PROVIDE STRUCTURAL REINFORCEMENT.
10. REFER TO HM SERIES DRAWINGS FOR SCOPE OF ABATEMENT AND ABATEMENT-RELATED DEMOLITION. ALL TRADS SHALL BE AWARE OF ASBESTOS-CONTAINING MATERIALS (ACM) THAT EXIST WITHIN THE PROJECT LIMITS SO THEY ARE NOT UNINTENTIONALLY DISTURBED. ALL WORK THAT DISTURBS ACM IS CONSIDERED ASBESTOS ABATEMENT, WHICH IS COVERED UNDER SECTION 028213 ASBESTOS ABATEMENT. REFER TO THE HM SERIES DRAWINGS AND THE PRE-RENOVATION SURVEY REPORT BOUND IN THE PROJECT MANUAL FOR MORE INFORMATION ON IDENTIFIED ACM.
11. LEAD-BASED PAINT (LBP) AND ELEMENTAL LEAD HAVE BEEN IDENTIFIED WITHIN THE PROJECT LIMITS. ALL TRADES ARE REQUIRED TO COMPLY WITH OSHA 29 CFR 1926.62: LEAD EXPOSURE IN CONSTRUCTION; INTERIM FINAL RULE FOR ALL ACTIVITIES DURING WHICH AN EMPLOYEE MAY BE OCCUPATIONALLY EXPOSED TO LEAD. REFER TO SECTION 028313 LEAD REMEDIATION, THE HM SERIES DRAWINGS, AND THE PRE-RENOVATION SURVEY REPORT BOUND IN TEH PROJECT MANUAL FOR MORE INFORMATION ON IDENTIFIED LBP. ELEMENTAL LEAD AND LEAD-BASED METAL COMPONENTS THAT ARE REMOVED AS PART OF THE PROJECT ARE TO BE RECYCLED. DO NOT DISPOSE OF LEAD-BASED METALS WITH THE CONSTRUCTION AND DEMOLITION DEBRIS WASTE STREAM.
12. ALL OZONE-DEPLETING SUBSTANCES (I.E. CHLOROFLUOROCARBONS, FREON, ETC.) ASSOCIATED WITH DRINKING FOUNTAINS, REFRIGERATION UNITS, CONDENSERS, ROOFTOP AC UNITS, WINDOW-MOUNTED AC UNITS, ETC. SHALL BE RECOVERED BY A LICENSED REFRIGERANT PROFESSIONAL AND SENT FOR PROPER DISPOSAL AND/OR RECYCLING IN COMPLIANCE WITH SECTION 608 OF THE FEDERAL CLEAN AIR ACT.
13. ALL FLUORESCENT LAMPS, HID LAMPS, COMPACT FLUORESCENT LAMPS, BATTERIES ASSOCIATED WITH LIFE SAFETY SYSTEMS, MERCURY-CONTAINING GAUGES, THERMOSTATS, LABORATORY INSTRUMENTATION, AND THERMOMETERS THROUGHOUT THE PROJECT LIMITS MUST BE PROPERLY HANDLED AND DISPOSED OF UNDER THE UNIVERSAL WASTE RULE. REFER TO SECTION 028700 FOR ADDITIONAL INFORMATION.
14. COORDINATE REMOVAL OF ALL EXISTING LABORATORY EQUIPMENT WITH THE OWNER.
15. ALL EXISTING ITEMS TO BE SALVAGED FOR REUSE SHALL BE PROTECTED THROUGH RE-INSTALLATION.
16. THROUGHOUT CORRIDORS AT FLOORS 1, 2, AND 3, SAWCUT EXISTING TERRAZZO COVE BASE AT THE RADIUS TO ENABLE DEMOLITION OF CLAY TILE (TERRA COTTA) WALLS WITHOUT IMPACTING EXISTING TERRAZZO FLOORING. PROTECT FULL WIDTH OF EXISTING TERRAZZO WALK SURFACE INTACT, TYPICAL.
17. AT START OF DEMOLITION, SCHEDULE WALKTHROUGH BY SIGNIFICANT ELEMENTS (607) 277-3450 TO IDENTIFY ELEMENTS THEY WANT TO RECEIVE AS DONATIONS, SUCH AS STONE TOILET PARTITIONS AND ASSOCIATED HARDWARE. GC TO REMOVE THEIR DESIRED ELEMENTS INTACT.

GRAPHIC SYMBOL REMOVAL LEGEND

SYMBOL	DESCRIPTION
	REMOVE EXISTING TOPPING AND STRUCTURAL SLAB - COORDINATE WITH S-SERIES - NOTE SLAB-ON-GRADE IS TYPICALLY TWO LAYERS.
	REMOVE EXISTING FLOOR SUBSTRATE DOWN TO STRUCTURAL SLAB
	REMOVE EXISTING TOPPING SLAB AND CORK INSULATION AT FLOOR
	REMOVE STRUCTURAL SLAB TO THE EXTENT REQUIRED FOR PIPE TRENCHING

DEMOLITION PLAN KEYNOTES

D1	REFER TO HAZARDOUS MATERIAL DRAWINGS
D2	REMOVE EXISTING GWB ASSEMBLY PARTITIONS
D3	REMOVE EXISTING TERRACOTTA BLOCK PARTITIONS AND CONCRETE (G & 4) OR TERRAZZO (1, 2, 3) BASE
D4	REMOVE EXISTING DOORS AND FRAMES
D5	PROTECT EXISTING TERRAZZO FLOORING
D6	REMOVE EXISTING FUME HOOD
D7	REMOVE EXISTING LAMINAR FLOW HOOD
D8	REMOVE EXISTING EMERGENCY EYEWASH & SHOWER
D9	REMOVE SHOWER WALL, FLOOR, AND WAINSCOT TILE SUBSTRATES THROUGHOUT ROOM. REMOVE FLOOR SUBSTRATE DOWN TO STRUCTURAL SLAB - UP TO 3" AT GROUND FLOOR.
D10	REMOVE EXISTING COLD ROOM MATERIALS INCLUDING TOPPING SLAB OVER CORK INSULATION AT FLOOR
D11	REMOVE STRUCTURAL SLAB AS REQD PER P2.U

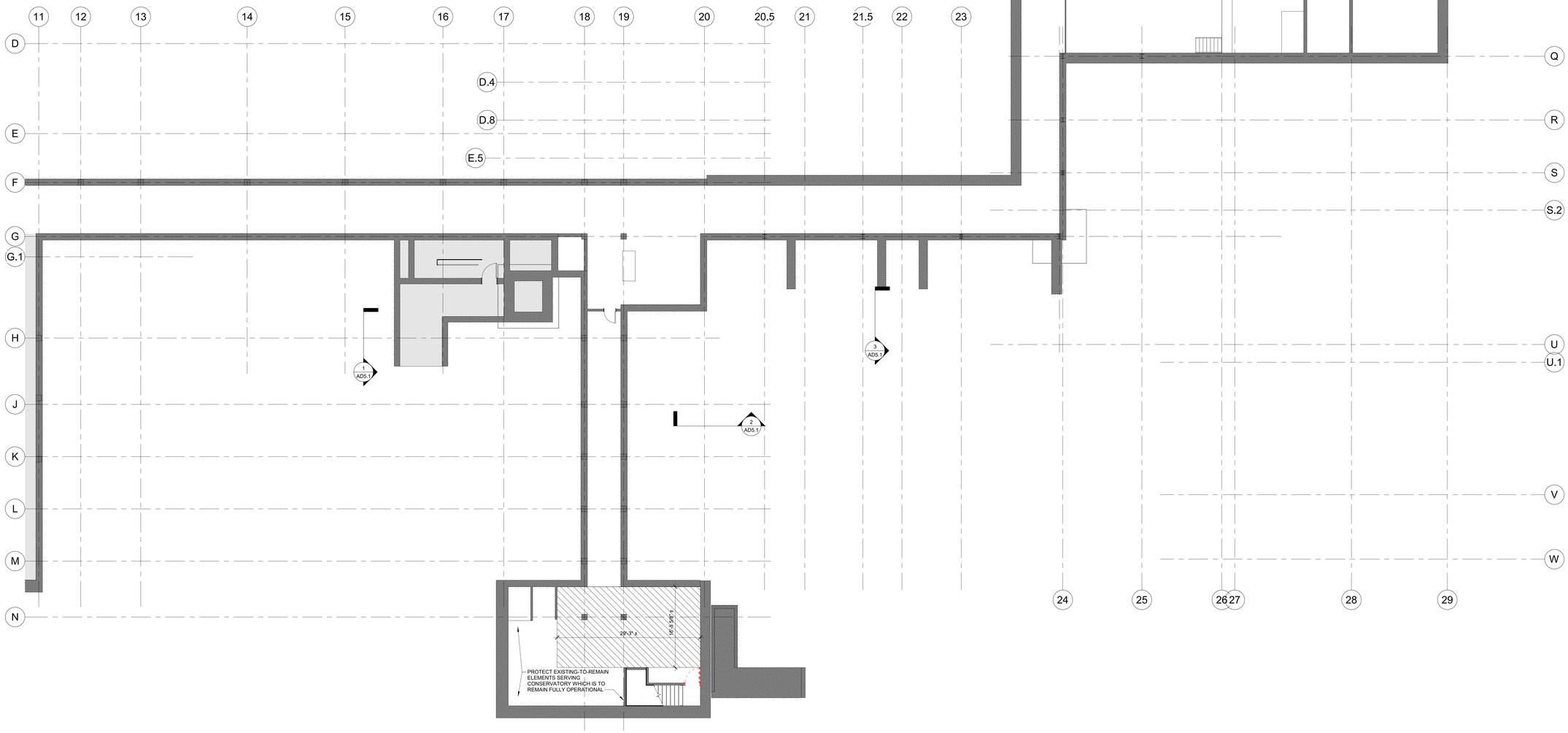

1 TUNNEL DEMOLITION PLAN
1/8" = 1'-0"

RENOVATE PLANT SCIENCE BUILDING - PHASE 2
SUCF Project No. 161026-00

236 Tower Road
Ithaca, NY 14853

Cornell CALS College of Agriculture and Life Sciences
SUNY State University Construction Fund

Ellenzweig Architecture | Planning	230 Congress Street Boston, MA 02110 T 617 491-5575
Ryan Biggs Clark Davis Structural Engineers	257 Ushers Road Clifton Park, NY 12065 T 518 406-5506
Salas O'Brien Consulting & Engineering Group of NY, Inc. Mechanical Engineers	300 Trolley Blvd. Rochester, NY 14606 T 585 288-5590
Jade Stone Engineering Electrical Engineers	444 Vanduzee St. Watertown, NY 13601 T 315 836 4062
Watson Engineering Plumbing	4500 State Route 434 Apalachin, NY 13732 T 607 223-4334
DM Engineers Fire Protection Engineers	1007 Yonkers Ave Yonkers, NY 10704 T 929 333-2339
Bell & Spina Building Envelope	215 Wyoming Street S Syracuse, NY 13204 T 315 488-0377
Environ. Design & Research Historic Preservation, Landscape, Civil Engineering	217 Montgomery St, Suite 1000 Syracuse, NY 13202 T 315 471-0688
Schuler Shook Lighting Design	240 W 40th Street, 2nd Floor New York, NY 10018 T 212 439-5650
D2D Green Design Sustainability PH2	10 Hallenbeck Hill East Greenbush, NY 12061 T 518 729-2967
Shen Milsom & Wilke Acoustics, IT, AV, Security	417 Fifth Avenue New York, NY 10016 T 212 725-6800
Watts Architects & Engineers Asbestos, Haz Mat	95 Perry Street, Suite 300 Buffalo, NY 14203 T 716 206-5122
Hastings Consulting Building Code	142 Hanlon Rd Holliston, MA 01746 T 508 397-8417
Ellana Cost Consulting	32 Broadway, Suite 801 New York, NY 10004 T 212971-0936

Notes:

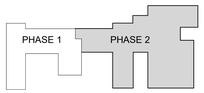

Keyplan

Job Number 31909.00
Drawing By AT
Checked By SC
Filename
Date August 31, 2026

Revisions

TUNNEL FLOOR DEMOLITION PLAN - PHASE 2

REGISTERED ARCHITECT JOHN VINCENT SCHUCK 022901-1 STATE OF NEW YORK

BID DOCUMENTS
Scale: As indicated

AD1.U

2024 Ellenzweig ©

10/8/2026 8:32:17 PM

Autodesk Docs://31909 SUCF Cornell Plant Science/31909_Cornell PSB_Arch_R23.rvt

DEMOLITION GENERAL NOTES

1. CONTRACTORS SHALL FIELD VERIFY EXISTING CONDITIONS AND SHALL NOTIFY THE ARCHITECT OF ANY DISCREPANCIES WHICH MAY INTERFERE WITH THE PROPER EXECUTION OF THE WORK.
2. UNLESS NOTED OTHERWISE, INTENT IS FULL ABATEMENT AND GUT DEMOLITION IN AREAS OF WORK.
3. ALL EXISTING CONSTRUCTION AND FINISHES NOTED TO REMAIN ARE TO BE PROTECTED DURING CONSTRUCTION. PATCH AS REQUIRED FOR LIKE NEW CONDITION. REFER TO AD AND A SERIES DRAWINGS.
4. CONTRACTORS ARE RESPONSIBLE FOR CLEAN TRANSITIONS / CONNECTIONS AT ALL LOCATIONS.
5. ALL CONCRETE FLOOR SLAB AND FOUNDATION WALL PATCH TO INCLUDE RESTORATION OF ALL FILL, WATERPROOFING AND SUB-SLAB UTILITIES ENCOUNTERED – RELOCATE EXISTING PIPING AS NECESSARY TO ACCOMMODATE NEW WORK. MATCH EXISTING MATERIALS ENCOUNTERED.
6. NO ALTERATION TO EXISTING STRUCTURAL CONSTRUCTION THAT DEVIATES FROM THE CONTRACT DOCUMENTS WITHOUT PRIOR NOTICE.
7. REMOVE OR CUT AND CAP ALL ABANDONED UTILITIES BELOW GROUND FLOOR SLAB, AND RESTORE CONCRETE.
8. REFER TO PD, FD, MD, AND ED SERIES DRAWINGS – REMOVE ALL UTILITIES THROUGH SLABS AND PATCH ALL UNUSED SLAB PENETRATIONS TO FLUSH WITH CONCRETE SLABS TOP AND BOTTOM EACH WAY AS REQUIRED TO MAINTAIN EXISTING 2-HR FIRE RATING.
9. CONTRACTOR SHALL INFILL ALL FLOOR OPENINGS WITH METAL DECK AND CONCRETE AS REQUIRED TO MEET 2-HR UL FIRE RATING, SECURELY FASTEN TO EXISTING CONSTRUCTION AND WHERE REQUIRED BY STRUCTURAL FLOOR OPENING SCHEDULE. PROVIDE STRUCTURAL REINFORCEMENT.
10. REFER TO HM SERIES DRAWINGS FOR SCOPE OF ABATEMENT AND ABATEMENT-RELATED DEMOLITION. ALL TRADS SHALL BE AWARE OF ASBESTOS-CONTAINING MATERIALS (ACM) THAT EXIST WITHIN THE PROJECT LIMITS SO THEY ARE NOT UNINTENTIONALLY DISTURBED. ALL WORK THAT DISTURBS ACM IS CONSIDERED ASBESTOS ABATEMENT, WHICH IS COVERED UNDER SECTION 028213 ASBESTOS ABATEMENT. REFER TO THE HM SERIES DRAWINGS AND THE PRE-RENOVATION SURVEY REPORT BOUND IN THE PROJECT MANUAL FOR MORE INFORMATION ON IDENTIFIED ACM.
11. LEAD-BASED PAINT (LBP) AND ELEMENTAL LEAD HAVE BEEN IDENTIFIED WITHIN THE PROJECT LIMITS. ALL TRADES ARE REQUIRED TO COMPLY WITH OSHA 29 CFR 1926.62: LEAD EXPOSURE IN CONSTRUCTION; INTERIM FINAL RULE FOR ALL ACTIVITIES DURING WHICH AN EMPLOYEE MAY BE OCCUPATIONALLY EXPOSED TO LEAD. REFER TO SECTION 028313 LEAD REMEDIATION, THE HM SERIES DRAWINGS, AND THE PRE-RENOVATION SURVEY REPORT BOUND IN TEH PROJECT MANUAL FOR MORE INFORMATION ON IDENTIFIED LBP. ELEMENTAL LEAD AND LEAD-BASED METAL COMPONENTS THAT ARE REMOVED AS PART OF THE PROJECT ARE TO BE RECYCLED. DO NOT DISPOSE OF LEAD-BASED METALS WITH THE CONSTRUCTION AND DEMOLITION DEBRIS WASTE STREAM.
12. ALL OZONE-DEPLETING SUBSTANCES (I.E. CHLOROFLUOROCARBONS, FREON, ETC.) ASSOCIATED WITH DRINKING FOUNTAINS, REFRIGERATION UNITS, CONDENSERS, ROOFTOP AC UNITS, WINDOW-MOUNTED AC UNITS, ETC. SHALL BE RECOVERED BY A LICENSED REFRIGERANT PROFESSIONAL AND SENT FOR PROPER DISPOSAL AND/OR RECYCLING IN COMPLIANCE WITH SECTION 608 OF THE FEDERAL CLEAN AIR ACT.
13. ALL FLUORESCENT LAMPS, HID LAMPS, COMPACT FLUORESCENT LAMPS, BATTERIES ASSOCIATED WITH LIFE SAFETY SYSTEMS, MERCURY-CONTAINING GAUGES, THERMOSTATS, LABORATORY INSTRUMENTATION, AND THERMOMETERS THROUGHOUT THE PROJECT LIMITS MUST BE PROPERLY HANDLED AND DISPOSED OF UNDER THE UNIVERSAL WASTE RULE. REFER TO SECTION 028700 FOR ADDITIONAL INFORMATION.
14. COORDINATE REMOVAL OF ALL EXISTING LABORATORY EQUIPMENT WITH THE OWNER.
15. ALL EXISTING ITEMS TO BE SALVAGED FOR REUSE SHALL BE PROTECTED THROUGH RE-INSTALLATION.
16. THROUGHOUT CORRIDORS AT FLOORS 1, 2, AND 3, SAWCUT EXISTING TERRAZZO COVE BASE AT THE RADIUS TO ENABLE DEMOLITION OF CLAY TILE (TERRA COTTA) WALLS WITHOUT IMPACTING EXISTING TERRAZZO FLOORING. PROTECT FULL WIDTH OF EXISTING TERRAZZO WALK SURFACE INTACT, TYPICAL.
17. AT START OF DEMOLITION, SCHEDULE WALKTHROUGH BY SIGNIFICANT ELEMENTS (607) 277-3450 TO IDENTIFY ELEMENTS THEY WANT TO RECEIVE AS DONATIONS, SUCH AS STONE TOILET PARTITIONS AND ASSOCIATED HARDWARE. GC TO REMOVE THEIR DESIRED ELEMENTS INTACT.

GRAPHIC SYMBOL REMOVAL LEGEND

SYMBOL	DESCRIPTION
	REMOVE EXISTING TOPPING AND STRUCTURAL SLAB - COORDINATE WITH S-SERIES - NOTE SLAB-ON-GRADE IS TYPICALLY TWO LAYERS.
	REMOVE EXISTING FLOOR SUBSTRATE DOWN TO STRUCTURAL SLAB
	REMOVE EXISTING TOPPING SLAB AND CORK INSULATION AT FLOOR
	REMOVE STRUCTURAL SLAB TO THE EXTENT REQUIRED FOR PIPE TRENCHING

DEMOLITION PLAN KEYNOTES

D1	REFER TO HAZARDOUS MATERIAL DRAWINGS
D2	REMOVE EXISTING GWB ASSEMBLY PARTITIONS
D3	REMOVE EXISTING TERRACOTTA BLOCK PARTITIONS AND CONCRETE (G & 4) OR TERRAZZO (1, 2, 3) BASE
D4	REMOVE EXISTING DOORS AND FRAMES
D5	PROTECT EXISTING TERRAZZO FLOORING
D6	REMOVE EXISTING FUME HOOD
D7	REMOVE EXISTING LAMINAR FLOW HOOD
D8	REMOVE EXISTING EMERGENCY EYEWASH & SHOWER
D9	REMOVE SHOWER WALL, FLOOR, AND WAINSCOT TILE SUBSTRATES THROUGHOUT ROOM. REMOVE FLOOR SUBSTRATE DOWN TO STRUCTURAL SLAB - UP TO 3" AT GROUND FLOOR.
D10	REMOVE EXISTING COLD ROOM MATERIALS INCLUDING TOPPING SLAB OVER CORK INSULATION AT FLOOR
D11	REMOVE STRUCTURAL SLAB AS REQD PER P2.U

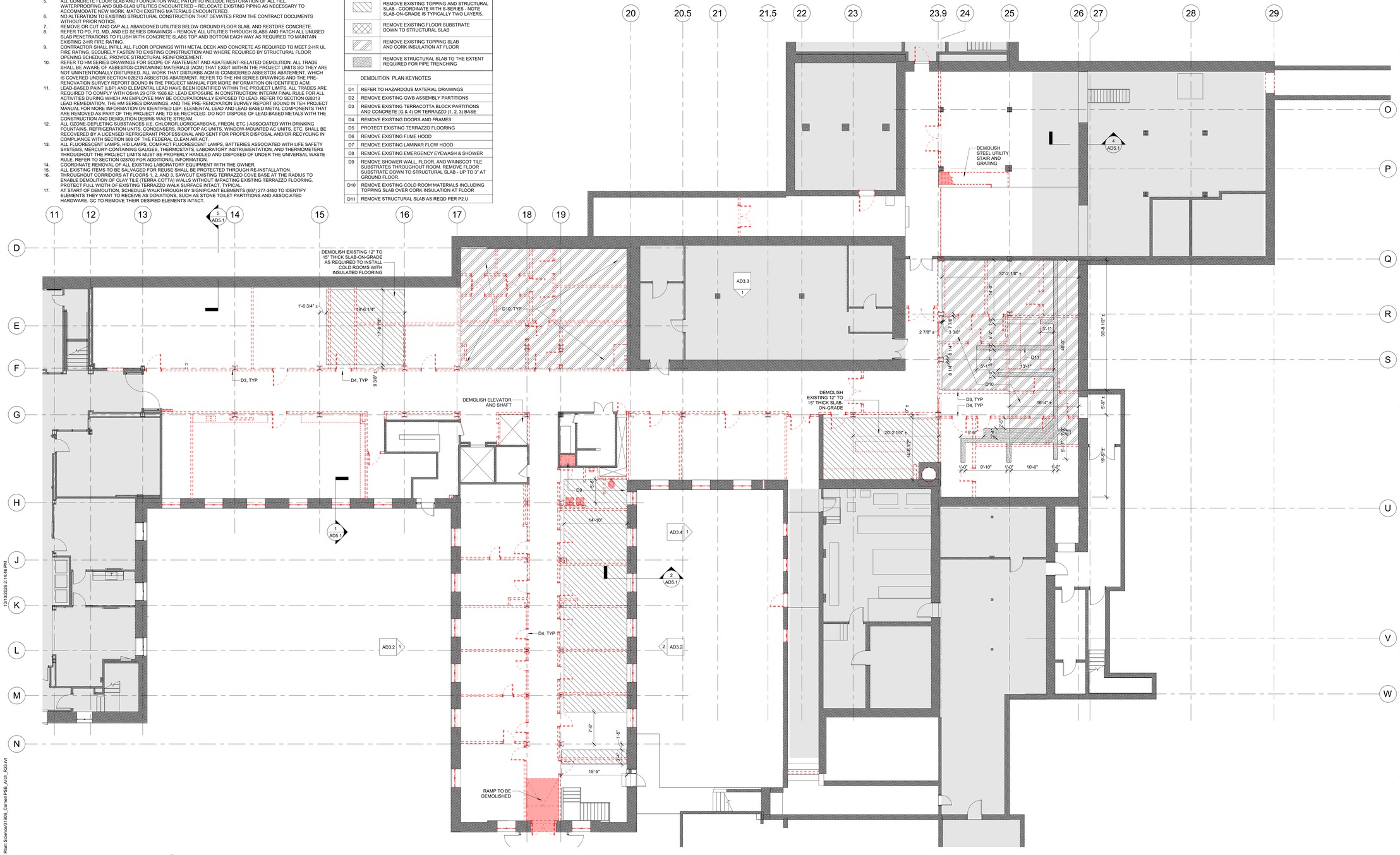

1 GROUND FLOOR DEMOLITION PLAN - PHASE 2
1/8" = 1'-0"

RENOVATE PLANT SCIENCE BUILDING - PHASE 2
SUCF Project No. 161026-00

236 Tower Road
Ithaca, NY 14853

Cornell CALS College of Agriculture and Life Sciences
SUNY State University Construction Fund

Ellenzweig Architecture | Planning	230 Congress Street Boston, MA 02110 T 617 491-5575
Ryan Biggs Clark Davis Structural Engineers	257 Ushers Road Clifton Park, NY 12065 T 518 406-5506
Salas O'Brien Consulting & Engineering Group of NY, Inc. Mechanical Engineers	300 Trolley Blvd. Rochester, NY 14606 T 585 288-5590
Jade Stone Engineering Electrical Engineers	444 Vanduzee St. Watertown, NY 13601 T 315 836 4062
Watson Engineering Plumbing	4500 State Route 434 Apalachin, NY 13732 T 607 223-4334
DM Engineers Fire Protection Engineers	1007 Yonkers Ave Yonkers, NY 10704 T 929 333-2339
Bell & Spina Building Envelope	215 Wyoming Street S Syracuse, NY 13204 T 315 488-0377
Environ. Design & Research Historic Preservation, Landscape, Civil Engineering	217 Montgomery St, Suite 1000 Syracuse, NY 13202 T 315 471-0688
Schuler Shook Lighting Design	240 W 40th Street, 2nd Floor New York, NY 10018 T 212 439-5650
D2D Green Design Sustainability PH2	10 Hallenbeck Hill East Greenbush, NY 12061 T 518 729-2967
Shen Milsom & Wilke Acoustics, IT, AV, Security	417 Fifth Avenue New York, NY 10016 T 212 725-6800
Watts Architects & Engineers Asbestos, Haz Mat	95 Perry Street, Suite 300 Buffalo, NY 14203 T 716 206-5122
Hastings Consulting Building Code	142 Hanlon Rd Holliston, MA 01746 T 508 397-8417
Ellana Cost Consulting	32 Broadway, Suite 801 New York, NY 10004 T 212971-0936

Notes:

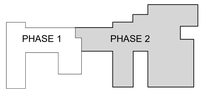

Keyplan

Job Number	31909.00
Drawing By	Author
Checked By	Checker
Filename	
Date	August 31, 2026

Revisions

GROUND FLOOR DEMOLITION PLAN - PHASE 2

BID DOCUMENTS
Scale: As indicated

REGISTERED ARCHITECT JOHN VINCENT ROSSI 32290-1 STATE OF NEW YORK

AD1.0

2024 Ellenzweig ©

Autodesk Docs://31909 SUCF Cornell Plant Science/31909_Cornell PSB_Arch_R23.rvt
10/13/2026 2:14:46 PM

DEMOLITION GENERAL NOTES

1. CONTRACTORS SHALL FIELD VERIFY EXISTING CONDITIONS AND SHALL NOTIFY THE ARCHITECT OF ANY DISCREPANCIES WHICH MAY INTERFERE WITH THE PROPER EXECUTION OF THE WORK.
2. UNLESS NOTED OTHERWISE, INTENT IS FULL ABATEMENT AND GUT DEMOLITION IN AREAS OF WORK.
3. ALL EXISTING CONSTRUCTION AND FINISHES NOTED TO REMAIN ARE TO BE PROTECTED DURING CONSTRUCTION. PATCH AS REQUIRED FOR LIKE NEW CONDITION. REFER TO AD AND A SERIES DRAWINGS.
4. CONTRACTORS ARE RESPONSIBLE FOR CLEAN TRANSITIONS / CONNECTIONS AT ALL LOCATIONS.
5. ALL CONCRETE FLOOR SLAB AND FOUNDATION WALL PATCH TO INCLUDE RESTORATION OF ALL FILL, WATERPROOFING AND SUB-SLAB UTILITIES ENCOUNTERED – RELOCATE EXISTING PIPING AS NECESSARY TO ACCOMMODATE NEW WORK. MATCH EXISTING MATERIALS ENCOUNTERED.
6. NO ALTERATION TO EXISTING STRUCTURAL CONSTRUCTION THAT DEVIATES FROM THE CONTRACT DOCUMENTS WITHOUT PRIOR NOTICE.
7. REMOVE OR CUT AND CAP ALL ABANDONED UTILITIES BELOW GROUND FLOOR SLAB, AND RESTORE CONCRETE.
8. REFER TO PD, FD, MD, AND ED SERIES DRAWINGS – REMOVE ALL UTILITIES THROUGH SLABS AND PATCH ALL UNUSED SLAB PENETRATIONS TO FLUSH WITH CONCRETE SLABS TOP AND BOTTOM EACH WAY AS REQUIRED TO MAINTAIN EXISTING 2-HR FIRE RATING.
9. CONTRACTOR SHALL INFILL ALL FLOOR OPENINGS WITH METAL DECK AND CONCRETE AS REQUIRED TO MEET 2-HR UL FIRE RATING, SECURELY FASTEN TO EXISTING CONSTRUCTION AND WHERE REQUIRED BY STRUCTURAL FLOOR OPENING SCHEDULE, PROVIDE STRUCTURAL REINFORCEMENT.
10. REFER TO HM SERIES DRAWINGS FOR SCOPE OF ABATEMENT AND ABATEMENT-RELATED DEMOLITION. ALL TRADS SHALL BE AWARE OF ASBESTOS-CONTAINING MATERIALS (ACM) THAT EXIST WITHIN THE PROJECT LIMITS SO THEY ARE NOT UNINTENTIONALLY DISTURBED. ALL WORK THAT DISTURBS ACM IS CONSIDERED ASBESTOS ABATEMENT, WHICH IS COVERED UNDER SECTION 028213 ASBESTOS ABATEMENT. REFER TO THE HM SERIES DRAWINGS AND THE PRE-RENOVATION SURVEY REPORT BOUND IN THE PROJECT MANUAL FOR MORE INFORMATION ON IDENTIFIED ACM.
11. LEAD-BASED PAINT (LBP) AND ELEMENTAL LEAD HAVE BEEN IDENTIFIED WITHIN THE PROJECT LIMITS. ALL TRADES ARE REQUIRED TO COMPLY WITH OSHA 29 CFR 1926.62: LEAD EXPOSURE IN CONSTRUCTION; INTERIM FINAL RULE FOR ALL ACTIVITIES DURING WHICH AN EMPLOYEE MAY BE OCCUPATIONALLY EXPOSED TO LEAD. REFER TO SECTION 028313 LEAD REMEDIATION, THE HM SERIES DRAWINGS, AND THE PRE-RENOVATION SURVEY REPORT BOUND IN TEH PROJECT MANUAL FOR MORE INFORMATION ON IDENTIFIED LBP. ELEMENTAL LEAD AND LEAD-BASED METAL COMPONENTS THAT ARE REMOVED AS PART OF THE PROJECT ARE TO BE RECYCLED. DO NOT DISPOSE OF LEAD-BASED METALS WITH THE CONSTRUCTION AND DEMOLITION DEBRIS WASTE STREAM.
12. ALL OZONE-DEPLETING SUBSTANCES (I.E. CHLOROFLUOROCARBONS, FREON, ETC.) ASSOCIATED WITH DRINKING FOUNTAINS, REFRIGERATION UNITS, CONDENSERS, ROOFTOP AC UNITS, WINDOW-MOUNTED AC UNITS, ETC. SHALL BE RECOVERED BY A LICENSED REFRIGERANT PROFESSIONAL AND SENT FOR PROPER DISPOSAL AND/OR RECYCLING IN COMPLIANCE WITH SECTION 608 OF THE FEDERAL CLEAN AIR ACT.
13. ALL FLUORESCENT LAMPS, HID LAMPS, COMPACT FLUORESCENT LAMPS, BATTERIES ASSOCIATED WITH LIFE SAFETY SYSTEMS, MERCURY-CONTAINING GAUGES, THERMOSTATS, LABORATORY INSTRUMENTATION, AND THERMOMETERS THROUGHOUT THE PROJECT LIMITS MUST BE PROPERLY HANDLED AND DISPOSED OF UNDER THE UNIVERSAL WASTE RULE. REFER TO SECTION 028700 FOR ADDITIONAL INFORMATION.
14. COORDINATE REMOVAL OF ALL EXISTING LABORATORY EQUIPMENT WITH THE OWNER.
15. ALL EXISTING ITEMS TO BE SALVAGED FOR REUSE SHALL BE PROTECTED THROUGH RE-INSTALLATION.
16. THROUGHOUT CORRIDORS AT FLOORS 1, 2, AND 3, SAWCUT EXISTING TERRAZZO COVE BASE AT THE RADIUS TO ENABLE DEMOLITION OF CLAY TILE (TERRA COTTA) WALLS WITHOUT IMPACTING EXISTING TERRAZZO FLOORING. PROTECT FULL WIDTH OF EXISTING TERRAZZO WALK SURFACE INTACT, TYPICAL.
17. AT START OF DEMOLITION, SCHEDULE WALKTHROUGH BY SIGNIFICANT ELEMENTS (607) 277-3450 TO IDENTIFY ELEMENTS THEY WANT TO RECEIVE AS DONATIONS, SUCH AS STONE TOILET PARTITIONS AND ASSOCIATED HARDWARE. GC TO REMOVE THEIR DESIRED ELEMENTS INTACT.

GRAPHIC SYMBOL REMOVAL LEGEND

SYMBOL	DESCRIPTION
	REMOVE EXISTING TOPPING AND STRUCTURAL SLAB - COORDINATE WITH S-SERIES - NOTE SLAB-ON-GRADE IS TYPICALLY TWO LAYERS.
	REMOVE EXISTING FLOOR SUBSTRATE DOWN TO STRUCTURAL SLAB
	REMOVE EXISTING TOPPING SLAB AND CORK INSULATION AT FLOOR
	REMOVE STRUCTURAL SLAB TO THE EXTENT REQUIRED FOR PIPE TRENCHING

DEMOLITION PLAN KEYNOTES

D1	REFER TO HAZARDOUS MATERIAL DRAWINGS
D2	REMOVE EXISTING GWB ASSEMBLY PARTITIONS
D3	REMOVE EXISTING TERRACOTTA BLOCK PARTITIONS AND CONCRETE (G & 4) OR TERRAZZO (1, 2, 3) BASE
D4	REMOVE EXISTING DOORS AND FRAMES
D5	PROTECT EXISTING TERRAZZO FLOORING
D6	REMOVE EXISTING FUME HOOD
D7	REMOVE EXISTING LAMINAR FLOW HOOD
D8	REMOVE EXISTING EMERGENCY EYEWASH & SHOWER
D9	REMOVE SHOWER WALL, FLOOR, AND WAINSCOT TILE SUBSTRATES THROUGHOUT ROOM. REMOVE FLOOR SUBSTRATE DOWN TO STRUCTURAL SLAB - UP TO 3" AT GROUND FLOOR.
D10	REMOVE EXISTING COLD ROOM MATERIALS INCLUDING TOPPING SLAB OVER CORK INSULATION AT FLOOR
D11	REMOVE STRUCTURAL SLAB AS REQD PER P2.U

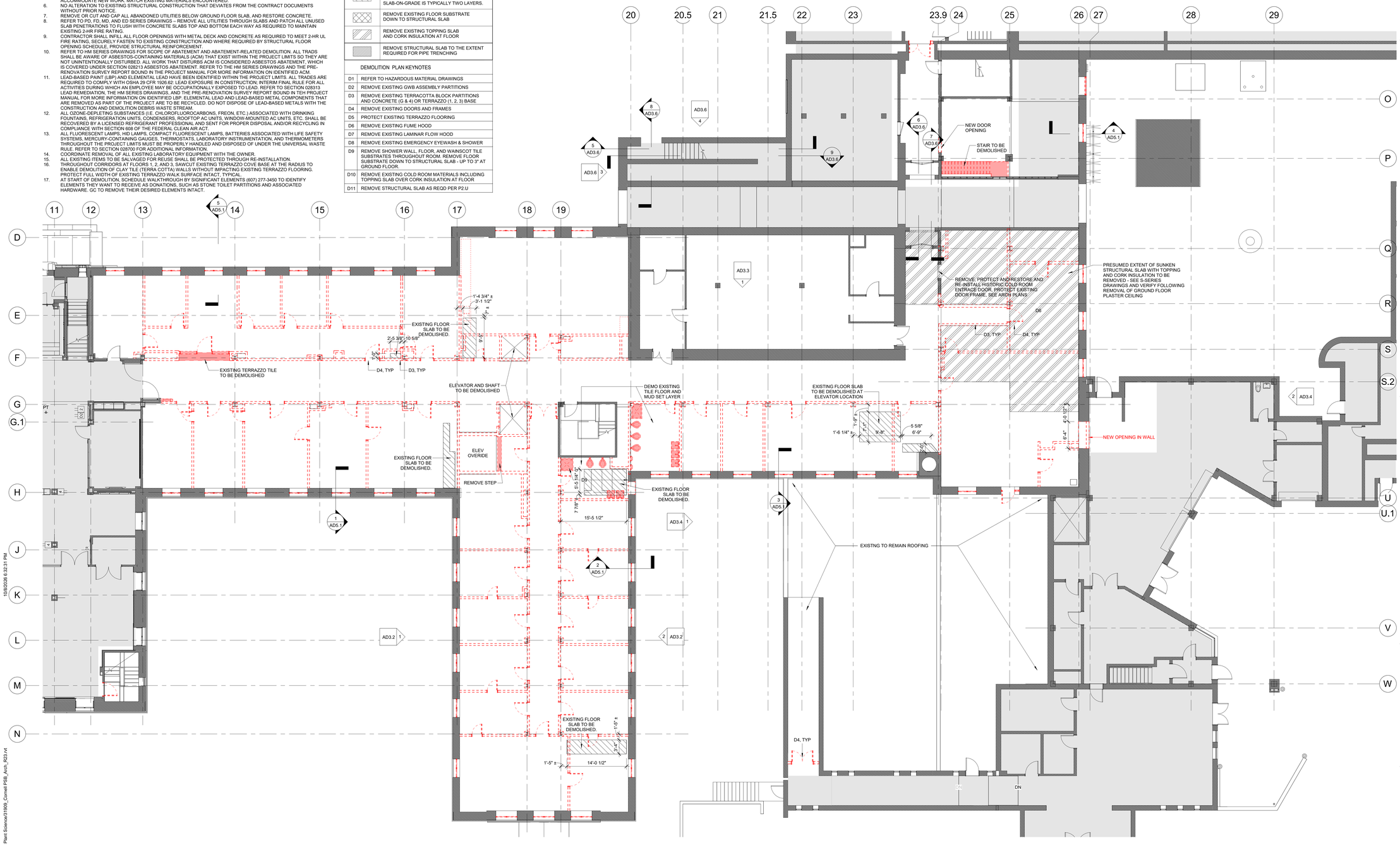

1 FIRST FLOOR DEMOLITION PLAN - PHASE 2
1/8" = 1'-0"

RENOVATE PLANT SCIENCE BUILDING - PHASE 2
SUCF Project No. 161026-00
236 Tower Road
Ithaca, NY 14853

Cornell CALS College of Agriculture and Life Sciences
SUNY State University Construction Fund

Ellenzweig Architecture | Planning	230 Congress Street Boston, MA 02110 T 617 491-5575
Ryan Biggs Clark Davis Structural Engineers	257 Ushers Road Clifton Park, NY 12065 T 518 406-5506
Salas O'Brien Consulting & Engineering Group of NY, Inc. Mechanical Engineers	300 Trolley Blvd. Rochester, NY 14606 T 585 288-5590
Jade Stone Engineering Electrical Engineers	444 Vanduzee St. Watertown, NY 13601 T 315 836 4062
Watson Engineering Plumbing	4500 State Route 434 Apalachin, NY 13732 T 607 223-4334
DM Engineers Fire Protection Engineers	1007 Yonkers Ave Yonkers, NY 10704 T 929 333-2339
Bell & Spina Building Envelope	215 Wyoming Street S Syracuse, NY 13204 T 315 488-0377
Environ. Design & Research Historic Preservation, Landscape, Civil Engineering	217 Montgomery St, Suite 1000 Syracuse, NY 13202 T 315 471-0688
Schuler Shook Lighting Design	240 W 40th Street, 2nd Floor New York, NY 10018 T 212 439-5650
D2D Green Design Sustainability PH2	10 Hallenbeck Hill East Greenbush, NY 12061 T 518 729-2967
Shen Milsom & Wilke Acoustics, IT, AV, Security	417 Fifth Avenue New York, NY 10016 T 212 725-6800
Watts Architects & Engineers Asbestos, Haz Mat	95 Perry Street, Suite 300 Buffalo, NY 14203 T 716 206-5122
Hastings Consulting Building Code	142 Hanlon Rd Holliston, MA 01746 T 508 397-8417
Ellana Cost Consulting	32 Broadway, Suite 801 New York, NY 10004 T 212971-0936

Notes:

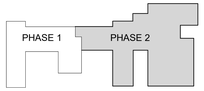

Keyplan

Job Number	31909.00
Drawing By	Author
Checked By	Checker
Filename	
Date	August 31, 2026

Revisions

FIRST FLOOR DEMOLITION PLAN - PHASE 2

REGISTERED ARCHITECT ROBERT B. ELLENZWEIG 022991-1 STATE OF NEW YORK

BID DOCUMENTS
Scale: As indicated

AD1.1

2024 Ellenzweig ©

Autodesk Docs://31909 SUCF Cornell Plant Science/31909_Cornell PS8_Arch_R23.rvt
10/8/2026 6:32:31 PM

DEMOLITION GENERAL NOTES

1. CONTRACTORS SHALL FIELD VERIFY EXISTING CONDITIONS AND SHALL NOTIFY THE ARCHITECT OF ANY DISCREPANCIES WHICH MAY INTERFERE WITH THE PROPER EXECUTION OF THE WORK.
2. UNLESS NOTED OTHERWISE, INTENT IS FULL ABATEMENT AND GUT DEMOLITION IN AREAS OF WORK.
3. ALL EXISTING CONSTRUCTION AND FINISHES NOTED TO REMAIN ARE TO BE PROTECTED DURING CONSTRUCTION. PATCH AS REQUIRED FOR LIKE NEW CONDITION. REFER TO AD AND A SERIES DRAWINGS.
4. CONTRACTORS ARE RESPONSIBLE FOR CLEAN TRANSITIONS / CONNECTIONS AT ALL LOCATIONS.
5. ALL CONCRETE FLOOR SLAB AND FOUNDATION WALL PATCH TO INCLUDE RESTORATION OF ALL FILL, WATERPROOFING AND SUB-SLAB UTILITIES ENCOUNTERED – RELOCATE EXISTING PIPING AS NECESSARY TO ACCOMMODATE NEW WORK. MATCH EXISTING MATERIALS ENCOUNTERED.
6. NO ALTERATION TO EXISTING STRUCTURAL CONSTRUCTION THAT DEVIATES FROM THE CONTRACT DOCUMENTS WITHOUT PRIOR NOTICE.
7. REMOVE OR CUT AND CAP ALL ABANDONED UTILITIES BELOW GROUND FLOOR SLAB, AND RESTORE CONCRETE.
8. REFER TO PD, FD, MD, AND ED SERIES DRAWINGS – REMOVE ALL UTILITIES THROUGH SLABS AND PATCH ALL UNUSED SLAB PENETRATIONS TO FLUSH WITH CONCRETE SLABS TOP AND BOTTOM EACH WAY AS REQUIRED TO MAINTAIN EXISTING 2-HR FIRE RATING.
9. CONTRACTOR SHALL INFILL ALL FLOOR OPENINGS WITH METAL DECK AND CONCRETE AS REQUIRED TO MEET 2-HR UL FIRE RATING, SECURELY FASTEN TO EXISTING CONSTRUCTION AND WHERE REQUIRED BY STRUCTURAL FLOOR OPENING SCHEDULE. PROVIDE STRUCTURAL REINFORCEMENT.
10. REFER TO HM SERIES DRAWINGS FOR SCOPE OF ABATEMENT AND ABATEMENT-RELATED DEMOLITION. ALL TRADS SHALL BE AWARE OF ASBESTOS-CONTAINING MATERIALS (ACM) THAT EXIST WITHIN THE PROJECT LIMITS SO THEY ARE NOT UNINTENTIONALLY DISTURBED. ALL WORK THAT DISTURBS ACM IS CONSIDERED ASBESTOS ABATEMENT, WHICH IS COVERED UNDER SECTION 028213 ASBESTOS ABATEMENT. REFER TO THE HM SERIES DRAWINGS AND THE PRE-RENOVATION SURVEY REPORT BOUND IN THE PROJECT MANUAL FOR MORE INFORMATION ON IDENTIFIED ACM.
11. LEAD-BASED PAINT (LBP) AND ELEMENTAL LEAD HAVE BEEN IDENTIFIED WITHIN THE PROJECT LIMITS. ALL TRADES ARE REQUIRED TO COMPLY WITH OSHA 29 CFR 1926.62: LEAD EXPOSURE IN CONSTRUCTION; INTERIM FINAL RULE FOR ALL ACTIVITIES DURING WHICH AN EMPLOYEE MAY BE OCCUPATIONALLY EXPOSED TO LEAD. REFER TO SECTION 028313 LEAD REMEDIATION, THE HM SERIES DRAWINGS, AND THE PRE-RENOVATION SURVEY REPORT BOUND IN TEH PROJECT MANUAL FOR MORE INFORMATION ON IDENTIFIED LBP. ELEMENTAL LEAD AND LEAD-BASED METAL COMPONENTS THAT ARE REMOVED AS PART OF THE PROJECT ARE TO BE RECYCLED. DO NOT DISPOSE OF LEAD-BASED METALS WITH THE CONSTRUCTION AND DEMOLITION DEBRIS WASTE STREAM.
12. ALL OZONE-DEPLETING SUBSTANCES (I.E. CHLOROFLUOROCARBONS, FREON, ETC.) ASSOCIATED WITH DRINKING FOUNTAINS, REFRIGERATION UNITS, CONDENSERS, ROOFTOP AC UNITS, WINDOW-MOUNTED AC UNITS, ETC. SHALL BE RECOVERED BY A LICENSED REFRIGERANT PROFESSIONAL AND SENT FOR PROPER DISPOSAL AND/OR RECYCLING IN COMPLIANCE WITH SECTION 608 OF THE FEDERAL CLEAN AIR ACT.
13. ALL FLUORESCENT LAMPS, HID LAMPS, COMPACT FLUORESCENT LAMPS, BATTERIES ASSOCIATED WITH LIFE SAFETY SYSTEMS, MERCURY-CONTAINING GAUGES, THERMOSTATS, LABORATORY INSTRUMENTATION, AND THERMOMETERS THROUGHOUT THE PROJECT LIMITS MUST BE PROPERLY HANDLED AND DISPOSED OF UNDER THE UNIVERSAL WASTE RULE. REFER TO SECTION 028700 FOR ADDITIONAL INFORMATION.
14. COORDINATE REMOVAL OF ALL EXISTING LABORATORY EQUIPMENT WITH THE OWNER.
15. ALL EXISTING ITEMS TO BE SALVAGED FOR REUSE SHALL BE PROTECTED THROUGH RE-INSTALLATION.
16. THROUGHOUT CORRIDORS AT FLOORS 1, 2, AND 3, SAWCUT EXISTING TERRAZZO COVE BASE AT THE RADIUS TO ENABLE DEMOLITION OF CLAY TILE (TERRA COTTA) WALLS WITHOUT IMPACTING EXISTING TERRAZZO FLOORING. PROTECT FULL WIDTH OF EXISTING TERRAZZO WALK SURFACE INTACT, TYPICAL.
17. AT START OF DEMOLITION, SCHEDULE WALKTHROUGH BY SIGNIFICANT ELEMENTS (607) 277-3450 TO IDENTIFY ELEMENTS THEY WANT TO RECEIVE AS DONATIONS, SUCH AS STONE TOILET PARTITIONS AND ASSOCIATED HARDWARE, GC TO REMOVE THEIR DESIRED ELEMENTS INTACT.

GRAPHIC SYMBOL REMOVAL LEGEND

SYMBOL	DESCRIPTION
	REMOVE EXISTING TOPPING AND STRUCTURAL SLAB - COORDINATE WITH S-SERIES - NOTE SLAB-ON-GRADE IS TYPICALLY TWO LAYERS.
	REMOVE EXISTING FLOOR SUBSTRATE DOWN TO STRUCTURAL SLAB
	REMOVE EXISTING TOPPING SLAB AND CORK INSULATION AT FLOOR
	REMOVE STRUCTURAL SLAB TO THE EXTENT REQUIRED FOR PIPE TRENCHING

DEMOLITION PLAN KEYNOTES

D1	REFER TO HAZARDOUS MATERIAL DRAWINGS
D2	REMOVE EXISTING GWB ASSEMBLY PARTITIONS
D3	REMOVE EXISTING TERRACOTTA BLOCK PARTITIONS AND CONCRETE (G & 4) OR TERRAZZO (1, 2, 3) BASE
D4	REMOVE EXISTING DOORS AND FRAMES
D5	PROTECT EXISTING TERRAZZO FLOORING
D6	REMOVE EXISTING FUME HOOD
D7	REMOVE EXISTING LAMINAR FLOW HOOD
D8	REMOVE EXISTING EMERGENCY EYEWASH & SHOWER
D9	REMOVE SHOWER WALL, FLOOR, AND WAINSCOT TILE SUBSTRATES THROUGHOUT ROOM. REMOVE FLOOR SUBSTRATE DOWN TO STRUCTURAL SLAB - UP TO 3" AT GROUND FLOOR.
D10	REMOVE EXISTING COLD ROOM MATERIALS INCLUDING TOPPING SLAB OVER CORK INSULATION AT FLOOR.
D11	REMOVE STRUCTURAL SLAB AS REQD PER P2.U

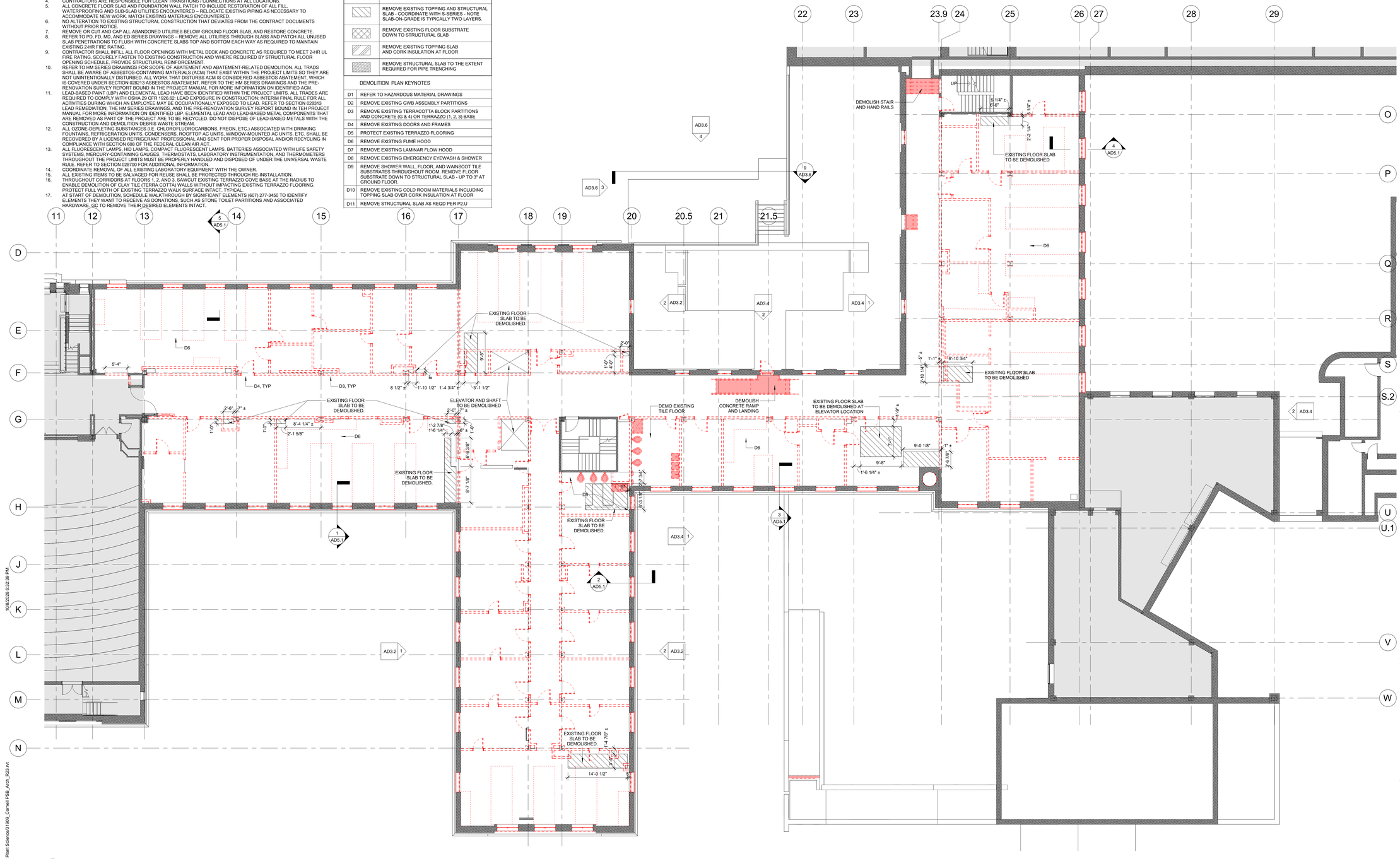

1 SECOND FLOOR DEMOLITION PLAN - PHASE 2
1/8" = 1'-0"

RENOVATE PLANT SCIENCE BUILDING - PHASE 2
SUCF Project No. 161026-00

236 Tower Road
Ithaca, NY 14853

Cornell CALS College of Agriculture and Life Sciences
SUNY State University Construction Fund

Ellenzweig Architecture | Planning	230 Congress Street Boston, MA 02110 T 617 491-5575
Ryan Biggs Clark Davis Structural Engineers	257 Ushers Road Clifton Park, NY 12065 T 518 406-5506
Salas O'Brien Consulting & Engineering Group of NY, Inc. Mechanical Engineers	300 Trolley Blvd. Rochester, NY 14606 T 585 288-5590
Jade Stone Engineering Electrical Engineers	444 Vanduzee St. Watertown, NY 13601 T 315 836 4062
Watson Engineering Plumbing	4500 State Route 434 Apalachin, NY 10732 T 607 223-4334
DM Engineers Fire Protection Engineers	1007 Yonkers Ave Yonkers, NY 10704 T 929 333-2339
Bell & Spina Building Envelope	215 Wyoming Street S Syracuse, NY 13204 T 315 488-0377
Environ. Design & Research Historic Preservation, Landscape, Civil Engineering	217 Montgomery St, Suite 1000 Syracuse, NY 13202 T 315 471-0688
Schuler Shook Lighting Design	240 W 40th Street, 2nd Floor New York, NY 10018 T 212 439-5650
D2D Green Design Sustainability PH2	10 Hallenbeck Hill East Greenbush, NY 12061 T 518 729-2967
Shen Milsom & Wilke Acoustics, IT, AV, Security	417 Fifth Avenue New York, NY 10016 T 212 725-6800
Watts Architects & Engineers Asbestos, Haz Mat	95 Perry Street, Suite 300 Buffalo, NY 14203 T 716 206-5122
Hastings Consulting Building Code	142 Hanlon Rd Holliston, MA 01746 T 508 397-8417
Ellana Cost Consulting	32 Broadway, Suite 801 New York, NY 10004 T 212971-0936

Notes:

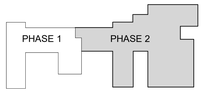

Keyplan

Job Number	31909.00
Drawing By	Author
Checked By	Checker
Filename	
Date	August 31, 2026

Revisions

SECOND FLOOR DEMOLITION PLAN - PHASE 2

BID DOCUMENTS
Scale: As indicated

AD1.2

2024 Ellenzweig ©

Autodesk Docs://31909 SUCF Cornell Plant Science/31909_Cornell PSB_Arch_R23.rvt
8/31/2026 6:32:39 PM

DEMOLITION GENERAL NOTES

1. CONTRACTORS SHALL FIELD VERIFY EXISTING CONDITIONS AND SHALL NOTIFY THE ARCHITECT OF ANY DISCREPANCIES WHICH MAY INTERFERE WITH THE PROPER EXECUTION OF THE WORK.
2. UNLESS NOTED OTHERWISE, INTENT IS FULL ABATEMENT AND GUT DEMOLITION IN AREAS OF WORK.
3. ALL EXISTING CONSTRUCTION AND FINISHES NOTED TO REMAIN ARE TO BE PROTECTED DURING CONSTRUCTION. PATCH AS REQUIRED FOR LIKE NEW CONDITION. REFER TO AD AND A SERIES DRAWINGS.
4. CONTRACTORS ARE RESPONSIBLE FOR CLEAN TRANSITIONS / CONNECTIONS AT ALL LOCATIONS.
5. ALL CONCRETE FLOOR SLAB AND FOUNDATION WALL PATCH TO INCLUDE RESTORATION OF ALL FILL, WATERPROOFING AND SUB-SLAB UTILITIES ENCOUNTERED – RELOCATE EXISTING PIPING AS NECESSARY TO ACCOMMODATE NEW WORK. MATCH EXISTING MATERIALS ENCOUNTERED.
6. NO ALTERATION TO EXISTING STRUCTURAL CONSTRUCTION THAT DEVIATES FROM THE CONTRACT DOCUMENTS WITHOUT PRIOR NOTICE.
7. REMOVE OR CUT AND CAP ALL ABANDONED UTILITIES BELOW GROUND FLOOR SLAB, AND RESTORE CONCRETE.
8. REFER TO PD, FD, MD, AND ED SERIES DRAWINGS – REMOVE ALL UTILITIES THROUGH SLABS AND PATCH ALL UNUSED SLAB PENETRATIONS TO FLUSH WITH CONCRETE SLABS TOP AND BOTTOM EACH WAY AS REQUIRED TO MAINTAIN EXISTING 2-HR FIRE RATING.
9. CONTRACTOR SHALL INFILL ALL FLOOR OPENINGS WITH METAL DECK AND CONCRETE AS REQUIRED TO MEET 2-HR UL FIRE RATING, SECURELY FASTEN TO EXISTING CONSTRUCTION AND WHERE REQUIRED BY STRUCTURAL FLOOR OPENING SCHEDULE. PROVIDE STRUCTURAL REINFORCEMENT.
10. REFER TO HM SERIES DRAWINGS FOR SCOPE OF ABATEMENT AND ABATEMENT-RELATED DEMOLITION. ALL TRADS SHALL BE AWARE OF ASBESTOS-CONTAINING MATERIALS (ACM) THAT EXIST WITHIN THE PROJECT LIMITS SO THEY ARE NOT UNINTENTIONALLY DISTURBED. ALL WORK THAT DISTURBS ACM IS CONSIDERED ASBESTOS ABATEMENT, WHICH IS COVERED UNDER SECTION 028213 ASBESTOS ABATEMENT. REFER TO THE HM SERIES DRAWINGS AND THE PRE-RENOVATION SURVEY REPORT BOUND IN THE PROJECT MANUAL FOR MORE INFORMATION ON IDENTIFIED ACM.
11. LEAD-BASED PAINT (LBP) AND ELEMENTAL LEAD HAVE BEEN IDENTIFIED WITHIN THE PROJECT LIMITS. ALL TRADES ARE REQUIRED TO COMPLY WITH OSHA 29 CFR 1926.62: LEAD EXPOSURE IN CONSTRUCTION; INTERIM FINAL RULE FOR ALL ACTIVITIES DURING WHICH AN EMPLOYEE MAY BE OCCUPATIONALLY EXPOSED TO LEAD. REFER TO SECTION 028313 LEAD REMEDIATION, THE HM SERIES DRAWINGS, AND THE PRE-RENOVATION SURVEY REPORT BOUND IN TEH PROJECT MANUAL FOR MORE INFORMATION ON IDENTIFIED LBP. ELEMENTAL LEAD AND LEAD-BASED METAL COMPONENTS THAT ARE REMOVED AS PART OF THE PROJECT ARE TO BE RECYCLED. DO NOT DISPOSE OF LEAD-BASED METALS WITH THE CONSTRUCTION AND DEMOLITION DEBRIS WASTE STREAM.
12. ALL OZONE-DEPLETING SUBSTANCES (I.E. CHLOROFLUOROCARBONS, FREON, ETC.) ASSOCIATED WITH DRINKING FOUNTAINS, REFRIGERATION UNITS, CONDENSERS, ROOFTOP AC UNITS, WINDOW-MOUNTED AC UNITS, ETC. SHALL BE RECOVERED BY A LICENSED REFRIGERANT PROFESSIONAL AND SENT FOR PROPER DISPOSAL AND/OR RECYCLING IN COMPLIANCE WITH SECTION 608 OF THE FEDERAL CLEAN AIR ACT.
13. ALL FLUORESCENT LAMPS, HID LAMPS, COMPACT FLUORESCENT LAMPS, BATTERIES ASSOCIATED WITH LIFE SAFETY SYSTEMS, MERCURY-CONTAINING GAUGES, THERMOSTATS, LABORATORY INSTRUMENTATION, AND THERMOMETERS THROUGHOUT THE PROJECT LIMITS MUST BE PROPERLY HANDLED AND DISPOSED OF UNDER THE UNIVERSAL WASTE RULE. REFER TO SECTION 028700 FOR ADDITIONAL INFORMATION.
14. COORDINATE REMOVAL OF ALL EXISTING LABORATORY EQUIPMENT WITH THE OWNER.
15. ALL EXISTING ITEMS TO BE SALVAGED FOR REUSE SHALL BE PROTECTED THROUGH RE-INSTALLATION.
16. THROUGHOUT CORRIDORS AT FLOORS 1, 2, AND 3, SAWCUT EXISTING TERRAZZO COVE BASE AT THE RADIUS TO ENABLE DEMOLITION OF CLAY TILE (TERRA COTTA) WALLS WITHOUT IMPACTING EXISTING TERRAZZO FLOORING. PROTECT FULL WIDTH OF EXISTING TERRAZZO WALK SURFACE INTACT, TYPICAL.
17. AT START OF DEMOLITION, SCHEDULE WALKTHROUGH BY SIGNIFICANT ELEMENTS (607) 277-3450 TO IDENTIFY ELEMENTS THEY WANT TO RECEIVE AS DONATIONS, SUCH AS STONE TOILET PARTITIONS AND ASSOCIATED HARDWARE. GC TO REMOVE THEIR DESIRED ELEMENTS INTACT.

GRAPHIC SYMBOL REMOVAL LEGEND

SYMBOL	DESCRIPTION
	REMOVE EXISTING TOPPING AND STRUCTURAL SLAB - COORDINATE WITH S-SERIES - NOTE SLAB-ON-GRADE IS TYPICALLY TWO LAYERS.
	REMOVE EXISTING FLOOR SUBSTRATE DOWN TO STRUCTURAL SLAB
	REMOVE EXISTING TOPPING SLAB AND CORK INSULATION AT FLOOR
	REMOVE STRUCTURAL SLAB TO THE EXTENT REQUIRED FOR PIPE TRENCHING

DEMOLITION PLAN KEYNOTES

D1	REFER TO HAZARDOUS MATERIAL DRAWINGS
D2	REMOVE EXISTING GWB ASSEMBLY PARTITIONS
D3	REMOVE EXISTING TERRACOTTA BLOCK PARTITIONS AND CONCRETE (G & 4) OR TERRAZZO (1, 2, 3) BASE
D4	REMOVE EXISTING DOORS AND FRAMES
D5	PROTECT EXISTING TERRAZZO FLOORING
D6	REMOVE EXISTING FUME HOOD
D7	REMOVE EXISTING LAMINAR FLOW HOOD
D8	REMOVE EXISTING EMERGENCY EYEWASH & SHOWER
D9	REMOVE SHOWER WALL, FLOOR, AND WAINSCOT TILE SUBSTRATES THROUGHOUT ROOM. REMOVE FLOOR SUBSTRATE DOWN TO STRUCTURAL SLAB - UP TO 3" AT GROUND FLOOR.
D10	REMOVE EXISTING COLD ROOM MATERIALS INCLUDING TOPPING SLAB OVER CORK INSULATION AT FLOOR
D11	REMOVE STRUCTURAL SLAB AS REQD PER P2.U

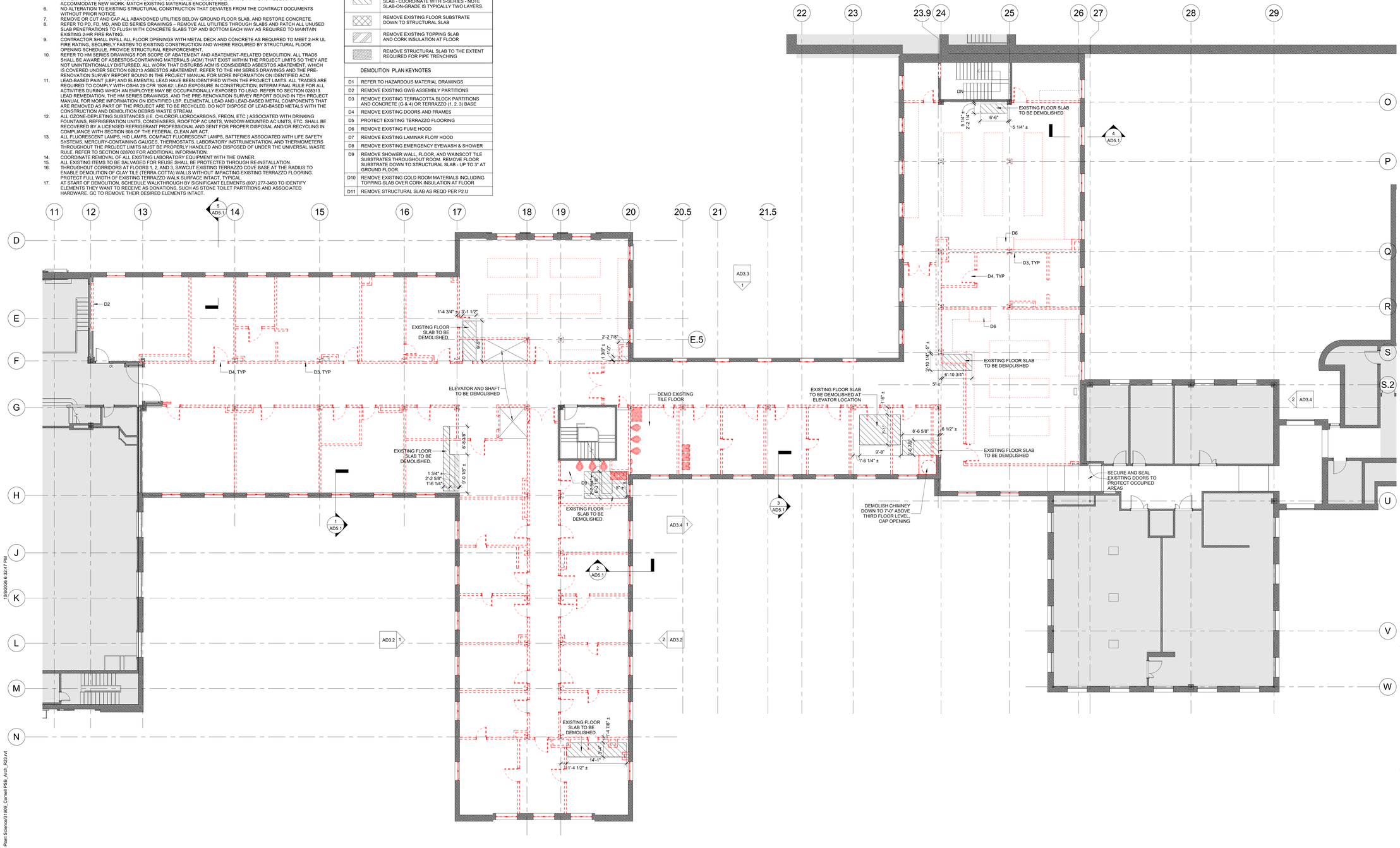

1 THIRD FLOOR DEMOLITION PLAN - PHASE 2
1/8" = 1'-0"

RENOVATE PLANT SCIENCE BUILDING - PHASE 2
SUCF Project No. 161026-00

236 Tower Road
Ithaca, NY 14853

Cornell CALS College of Agriculture and Life Sciences
SUNY State University Construction Fund

Ellenzweig Architecture | Planning	230 Congress Street Boston, MA 02110 T 617 491-5575
Ryan Biggs Clark Davis Structural Engineers	257 Ushers Road Clifton Park, NY 12065 T 518 406-5506
Salas O'Brien Consulting & Engineering Group of NY, Inc. Mechanical Engineers	300 Trolley Blvd. Rochester, NY 14606 T 585 288-5590
Jade Stone Engineering Electrical Engineers	444 Vanduzee St. Watertown, NY 13601 T 315 836 4062
Watson Engineering Plumbing	4500 State Route 434 Apalachin, NY 13732 T 607 223-4334
DM Engineers Fire Protection Engineers	1007 Yonkers Ave Yonkers, NY 10704 T 929 333-2339
Bell & Spina Building Envelope	215 Wyoming Street S Syracuse, NY 13204 T 315 488-0377
Environ. Design & Research Historic Preservation, Landscape, Civil Engineering	217 Montgomery St, Suite 1000 Syracuse, NY 13202 T 315 471-0688
Schuler Shook Lighting Design	240 W 40th Street, 2nd Floor New York, NY 10018 T 212 439-5650
D2D Green Design Sustainability PH2	10 Hallenbeck Hill East Greenbush, NY 12061 T 518 729-2967
Shen Milsom & Wilke Acoustics, IT, AV, Security	417 Fifth Avenue New York, NY 10016 T 212 725-6800
Watts Architects & Engineers Asbestos, Haz Mat	95 Perry Street, Suite 300 Buffalo, NY 14203 T 716 206-5122
Hastings Consulting Building Code	142 Hanlon Rd Holliston, MA 01746 T 508 397-8417
Ellana Cost Consulting	32 Broadway, Suite 801 New York, NY 10004 T 212971-0936

Notes:

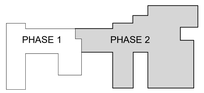

Keyplan

Job Number	31909.00
Drawing By	Author
Checked By	Checker
Filename	
Date	August 31, 2026

Revisions

THIRD FLOOR DEMOLITION PLAN - PHASE 2

REGISTERED ARCHITECT JAMES ROBERT BIGGS 022991-1 STATE OF NEW YORK

BID DOCUMENTS
Scale: As indicated

AD1.3

2024 Ellenzweig ©

Autodesk Docs://31909 SUCF Cornell Plant Science/31909_Cornell PS8_Arch_R23.rvt
8/30/2026 6:32:47 PM

DEMOLITION GENERAL NOTES

1. CONTRACTORS SHALL FIELD VERIFY EXISTING CONDITIONS AND SHALL NOTIFY THE ARCHITECT OF ANY DISCREPANCIES WHICH MAY INTERFERE WITH THE PROPER EXECUTION OF THE WORK.
2. UNLESS NOTED OTHERWISE, INTENT IS FULL ABATEMENT AND GUT DEMOLITION IN AREAS OF WORK.
3. ALL EXISTING CONSTRUCTION AND FINISHES NOTED TO REMAIN ARE TO BE PROTECTED DURING CONSTRUCTION. PATCH AS REQUIRED FOR LIKE NEW CONDITION. REFER TO AD AND A SERIES DRAWINGS.
4. CONTRACTORS ARE RESPONSIBLE FOR CLEAN TRANSITIONS / CONNECTIONS AT ALL LOCATIONS.
5. ALL CONCRETE FLOOR SLAB AND FOUNDATION WALL PATCH TO INCLUDE RESTORATION OF ALL FILL, WATERPROOFING AND SUB-SLAB UTILITIES ENCOUNTERED – RELOCATE EXISTING PIPING AS NECESSARY TO ACCOMMODATE NEW WORK. MATCH EXISTING MATERIALS ENCOUNTERED.
6. NO ALTERATION TO EXISTING STRUCTURAL CONSTRUCTION THAT DEVIATES FROM THE CONTRACT DOCUMENTS WITHOUT PRIOR NOTICE.
7. REMOVE OR CUT AND CAP ALL ABANDONED UTILITIES BELOW GROUND FLOOR SLAB, AND RESTORE CONCRETE.
8. REFER TO PD, FD, MD, AND ED SERIES DRAWINGS – REMOVE ALL UTILITIES THROUGH SLABS AND PATCH ALL UNUSED SLAB PENETRATIONS TO FLUSH WITH CONCRETE SLABS TOP AND BOTTOM EACH WAY AS REQUIRED TO MAINTAIN EXISTING 2-HR FIRE RATING.
9. CONTRACTOR SHALL INFILL ALL FLOOR OPENINGS WITH METAL DECK AND CONCRETE AS REQUIRED TO MEET 2-HR UL FIRE RATING, SECURELY FASTEN TO EXISTING CONSTRUCTION AND WHERE REQUIRED BY STRUCTURAL FLOOR OPENING SCHEDULE. PROVIDE STRUCTURAL REINFORCEMENT.
10. REFER TO HM SERIES DRAWINGS FOR SCOPE OF ABATEMENT AND ABATEMENT-RELATED DEMOLITION. ALL TRADS SHALL BE AWARE OF ASBESTOS-CONTAINING MATERIALS (ACM) THAT EXIST WITHIN THE PROJECT LIMITS SO THEY ARE NOT UNINTENTIONALLY DISTURBED. ALL WORK THAT DISTURBS ACM IS CONSIDERED ASBESTOS ABATEMENT, WHICH IS COVERED UNDER SECTION 028213 ASBESTOS ABATEMENT. REFER TO THE HM SERIES DRAWINGS AND THE PRE-RENOVATION SURVEY REPORT BOUND IN THE PROJECT MANUAL FOR MORE INFORMATION ON IDENTIFIED ACM.
11. LEAD-BASED PAINT (LBP) AND ELEMENTAL LEAD HAVE BEEN IDENTIFIED WITHIN THE PROJECT LIMITS. ALL TRADES ARE REQUIRED TO COMPLY WITH OSHA 29 CFR 1926.62: LEAD EXPOSURE IN CONSTRUCTION; INTERIM FINAL RULE FOR ALL ACTIVITIES DURING WHICH AN EMPLOYEE MAY BE OCCUPATIONALLY EXPOSED TO LEAD. REFER TO SECTION 028313 LEAD REMEDIATION, THE HM SERIES DRAWINGS, AND THE PRE-RENOVATION SURVEY REPORT BOUND IN TEH PROJECT MANUAL FOR MORE INFORMATION ON IDENTIFIED LBP. ELEMENTAL LEAD AND LEAD-BASED METAL COMPONENTS THAT ARE REMOVED AS PART OF THE PROJECT ARE TO BE RECYCLED. DO NOT DISPOSE OF LEAD-BASED METALS WITH THE CONSTRUCTION AND DEMOLITION DEBRIS WASTE STREAM.
12. ALL OZONE-DEPLETING SUBSTANCES (I.E. CHLOROFLUOROCARBONS, FREON, ETC.) ASSOCIATED WITH DRINKING FOUNTAINS, REFRIGERATION UNITS, CONDENSERS, ROOFTOP AC UNITS, WINDOW-MOUNTED AC UNITS, ETC. SHALL BE RECOVERED BY A LICENSED REFRIGERANT PROFESSIONAL AND SENT FOR PROPER DISPOSAL AND/OR RECYCLING IN COMPLIANCE WITH SECTION 608 OF THE FEDERAL CLEAN AIR ACT.
13. ALL FLUORESCENT LAMPS, HID LAMPS, COMPACT FLUORESCENT LAMPS, BATTERIES ASSOCIATED WITH LIFE SAFETY SYSTEMS, MERCURY-CONTAINING GAUGES, THERMOSTATS, LABORATORY INSTRUMENTATION, AND THERMOMETERS THROUGHOUT THE PROJECT LIMITS MUST BE PROPERLY HANDLED AND DISPOSED OF UNDER THE UNIVERSAL WASTE RULE. REFER TO SECTION 028700 FOR ADDITIONAL INFORMATION.
14. COORDINATE REMOVAL OF ALL EXISTING LABORATORY EQUIPMENT WITH THE OWNER.
15. ALL EXISTING ITEMS TO BE SALVAGED FOR REUSE SHALL BE PROTECTED THROUGH RE-INSTALLATION.
16. THROUGHOUT CORRIDORS AT FLOORS 1, 2, AND 3, SAWCUT EXISTING TERRAZZO COVE BASE AT THE RADIUS TO ENABLE DEMOLITION OF CLAY TILE (TERRA COTTA) WALLS WITHOUT IMPACTING EXISTING TERRAZZO FLOORING. PROTECT FULL WIDTH OF EXISTING TERRAZZO WALK SURFACE INTACT, TYPICAL.
17. AT START OF DEMOLITION, SCHEDULE WALKTHROUGH BY SIGNIFICANT ELEMENTS (607) 277-3450 TO IDENTIFY ELEMENTS THEY WANT TO RECEIVE AS DONATIONS, SUCH AS STONE TOILET PARTITIONS AND ASSOCIATED HARDWARE. GC TO REMOVE THEIR DESIRED ELEMENTS INTACT.

GRAPHIC SYMBOL REMOVAL LEGEND

SYMBOL	DESCRIPTION
	REMOVE EXISTING TOPPING AND STRUCTURAL SLAB - COORDINATE WITH S-SERIES - NOTE SLAB-ON-GRADE IS TYPICALLY TWO LAYERS.
	REMOVE EXISTING FLOOR SUBSTRATE DOWN TO STRUCTURAL SLAB
	REMOVE EXISTING TOPPING SLAB AND CORK INSULATION AT FLOOR
	REMOVE STRUCTURAL SLAB TO THE EXTENT REQUIRED FOR PIPE TRENCHING

DEMOLITION PLAN KEYNOTES

D1	REFER TO HAZARDOUS MATERIAL DRAWINGS
D2	REMOVE EXISTING GWB ASSEMBLY PARTITIONS
D3	REMOVE EXISTING TERRACOTTA BLOCK PARTITIONS AND CONCRETE (G & 4) OR TERRAZZO (1, 2, 3) BASE
D4	REMOVE EXISTING DOORS AND FRAMES
D5	PROTECT EXISTING TERRAZZO FLOORING
D6	REMOVE EXISTING FUME HOOD
D7	REMOVE EXISTING LAMINAR FLOW HOOD
D8	REMOVE EXISTING EMERGENCY EYEWASH & SHOWER
D9	REMOVE SHOWER WALL, FLOOR, AND WAINSCOT TILE SUBSTRATES THROUGHOUT ROOM. REMOVE FLOOR SUBSTRATE DOWN TO STRUCTURAL SLAB - UP TO 3" AT GROUND FLOOR.
D10	REMOVE EXISTING COLD ROOM MATERIALS INCLUDING TOPPING SLAB OVER CORK INSULATION AT FLOOR
D11	REMOVE STRUCTURAL SLAB AS REQD PER P2.U

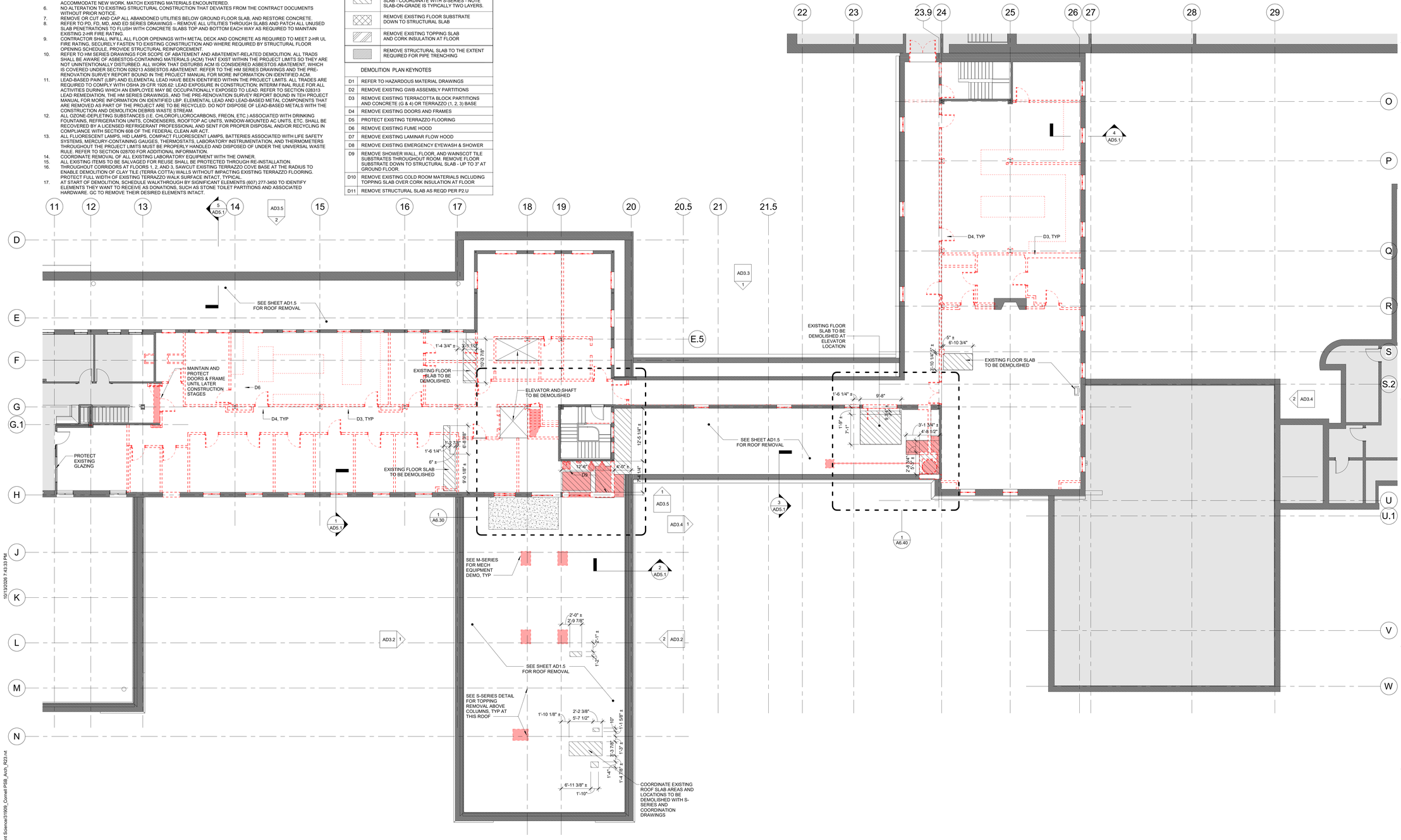

1 FOURTH FLOOR DEMOLITION PLAN - PHASE 2
1/8" = 1'-0"

RENOVATE PLANT SCIENCE BUILDING - PHASE 2
SUCF Project No. 161026-00
236 Tower Road
Ithaca, NY 14853

Cornell CALS College of Agriculture and Life Sciences
SUNY State University Construction Fund

Ellenzweig Architecture | Planning	230 Congress Street Boston, MA 02110 T 617 491-5575
Ryan Biggs Clark Davis Structural Engineers	257 Ushers Road Clifton Park, NY 12065 T 518 406-5506
Salas O'Brien Consulting & Engineering Group of NY, Inc. Mechanical Engineers	300 Trolley Blvd. Rochester, NY 14606 T 585 288-5590
Jade Stone Engineering Electrical Engineers	444 Vanduzee St. Watertown, NY 13601 T 315 836 4062
Watson Engineering Plumbing	4500 State Route 434 Apalachin, NY 13732 T 607 223-4334
DM Engineers Fire Protection Engineers	1007 Yonkers Ave Yonkers, NY 10704 T 929 333-2339
Bell & Spina Building Envelope	215 Wyoming Street S Syracuse, NY 13204 T 315 488-0377
Environ. Design & Research Historic Preservation, Landscape, Civil Engineering	217 Montgomery St, Suite 1000 Syracuse, NY 13202 T 315 471-0688
Schuler Shook Lighting Design	240 W 40th Street, 2nd Floor New York, NY 10018 T 212 439-5650
D2D Green Design Sustainability PH2	10 Hallenbeck Hill East Greenbush, NY 12061 T 518 729-2967
Shen Milsom & Wilke Acoustics, IT, AV, Security	417 Fifth Avenue New York, NY 10016 T 212 725-6800
Watts Architects & Engineers Asbestos, Haz Mat	95 Perry Street, Suite 300 Buffalo, NY 14203 T 716 206-5122
Hastings Consulting Building Code	142 Hanlon Rd Holliston, MA 01746 T 508 397-8417
Ellana Cost Consulting	32 Broadway, Suite 801 New York, NY 10004 T 212971-0936

Notes:

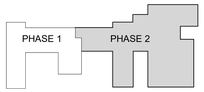

Keyplan

Job Number	31909.00
Drawing By	Author
Checked By	Checker
Filename	
Date	August 31, 2026

Revisions

FOURTH FLOOR DEMOLITION PLAN - PHASE 2

BID DOCUMENTS
Scale: As indicated

REGISTERED ARCHITECT JAMES VINCENT ROSSI 022901 STATE OF NEW YORK

AD1.4

2024 Ellenzweig ©

10/13/2026 7:43:33 PM
Autodesk Docs://31909 SUCF Cornell Plant Sciences/31909_Cornell PSB_Arch_R23.rvt

DEMOLITION GENERAL NOTES

1. CONTRACTORS SHALL FIELD VERIFY EXISTING CONDITIONS AND SHALL NOTIFY THE ARCHITECT OF ANY DISCREPANCIES WHICH MAY INTERFERE WITH THE PROPER EXECUTION OF THE WORK.
2. UNLESS NOTED OTHERWISE, INTENT IS FULL ABATEMENT AND GUT DEMOLITION IN AREAS OF WORK.
3. ALL EXISTING CONSTRUCTION AND FINISHES NOTED TO REMAIN ARE TO BE PROTECTED DURING CONSTRUCTION. PATCH AS REQUIRED FOR LIKE NEW CONDITION. REFER TO AD AND A SERIES DRAWINGS.
4. CONTRACTORS ARE RESPONSIBLE FOR CLEAN TRANSITIONS / CONNECTIONS AT ALL LOCATIONS.
5. ALL CONCRETE FLOOR SLAB AND FOUNDATION WALL PATCH TO INCLUDE RESTORATION OF ALL FILL, WATERPROOFING AND SUB-SLAB UTILITIES ENCOUNTERED – RELOCATE EXISTING PIPING AS NECESSARY TO ACCOMMODATE NEW WORK. MATCH EXISTING MATERIALS ENCOUNTERED.
6. NO ALTERATION TO EXISTING STRUCTURAL CONSTRUCTION THAT DEVIATES FROM THE CONTRACT DOCUMENTS WITHOUT PRIOR NOTICE.
7. REMOVE OR CUT AND CAP ALL ABANDONED UTILITIES BELOW GROUND FLOOR SLAB, AND RESTORE CONCRETE.
8. REFER TO PD, FD, MD, AND ED SERIES DRAWINGS – REMOVE ALL UTILITIES THROUGH SLABS AND PATCH ALL UNUSED SLAB PENETRATIONS TO FLUSH WITH CONCRETE SLABS TOP AND BOTTOM EACH WAY AS REQUIRED TO MAINTAIN EXISTING 2-HR FIRE RATING.
9. CONTRACTOR SHALL INFILL ALL FLOOR OPENINGS WITH METAL DECK AND CONCRETE AS REQUIRED TO MEET 2-HR UL FIRE RATING, SECURELY FASTEN TO EXISTING CONSTRUCTION AND WHERE REQUIRED BY STRUCTURAL FLOOR OPENING SCHEDULE. PROVIDE STRUCTURAL REINFORCEMENT.
10. REFER TO HM SERIES DRAWINGS FOR SCOPE OF ABATEMENT AND ABATEMENT-RELATED DEMOLITION. ALL TRADS SHALL BE AWARE OF ASBESTOS-CONTAINING MATERIALS (ACM) THAT EXIST WITHIN THE PROJECT LIMITS SO THEY ARE NOT UNINTENTIONALLY DISTURBED. ALL WORK THAT DISTURBS ACM IS CONSIDERED ASBESTOS ABATEMENT, WHICH IS COVERED UNDER SECTION 028213 ASBESTOS ABATEMENT. REFER TO THE HM SERIES DRAWINGS AND THE PRE-RENOVATION SURVEY REPORT BOUND IN THE PROJECT MANUAL FOR MORE INFORMATION ON IDENTIFIED ACM.
11. LEAD-BASED PAINT (LBP) AND ELEMENTAL LEAD HAVE BEEN IDENTIFIED WITHIN THE PROJECT LIMITS. ALL TRADES ARE REQUIRED TO COMPLY WITH OSHA 29 CFR 1926.62 - LEAD EXPOSURE IN CONSTRUCTION; INTERIM FINAL RULE FOR ALL ACTIVITIES DURING WHICH AN EMPLOYEE MAY BE OCCUPATIONALLY EXPOSED TO LEAD. REFER TO SECTION 028313 LEAD REMEDIATION, THE HM SERIES DRAWINGS, AND THE PRE-RENOVATION SURVEY REPORT BOUND IN TEH PROJECT MANUAL FOR MORE INFORMATION ON IDENTIFIED LBP. ELEMENTAL LEAD AND LEAD-BASED METAL COMPONENTS THAT ARE REMOVED AS PART OF THE PROJECT ARE TO BE RECYCLED. DO NOT DISPOSE OF LEAD-BASED METALS WITH THE CONSTRUCTION AND DEMOLITION DEBRIS WASTE STREAM.
12. ALL OZONE-DEPLETING SUBSTANCES (I.E. CHLOROFLUOROCARBONS, FREON, ETC.) ASSOCIATED WITH DRINKING FOUNTAINS, REFRIGERATION UNITS, CONDENSERS, ROOFTOP AC UNITS, WINDOW-MOUNTED AC UNITS, ETC. SHALL BE RECOVERED BY A LICENSED REFRIGERANT PROFESSIONAL AND SENT FOR PROPER DISPOSAL AND/OR RECYCLING IN COMPLIANCE WITH SECTION 608 OF THE FEDERAL CLEAN AIR ACT.
13. ALL FLUORESCENT LAMPS, HID LAMPS, COMPACT FLUORESCENT LAMPS, BATTERIES ASSOCIATED WITH LIFE SAFETY SYSTEMS, MERCURY-CONTAINING GAUGES, THERMOSTATS, LABORATORY INSTRUMENTATION, AND THERMOMETERS THROUGHOUT THE PROJECT LIMITS MUST BE PROPERLY HANDLED AND DISPOSED OF UNDER THE UNIVERSAL WASTE RULE. REFER TO SECTION 028700 FOR ADDITIONAL INFORMATION.
14. COORDINATE REMOVAL OF ALL EXISTING LABORATORY EQUIPMENT WITH THE OWNER.
15. ALL EXISTING ITEMS TO BE SALVAGED FOR REUSE SHALL BE PROTECTED THROUGH RE-INSTALLATION.
16. THROUGHOUT CORRIDORS AT FLOORS 1, 2, AND 3, SAWCUT EXISTING TERRAZZO COVE BASE AT THE RADIUS TO ENABLE DEMOLITION OF CLAY TILE (TERRA COTTA) WALLS WITHOUT IMPACTING EXISTING TERRAZZO FLOORING. PROTECT FULL WIDTH OF EXISTING TERRAZZO WALK SURFACE INTACT, TYPICAL.
17. AT START OF DEMOLITION, SCHEDULE WALKTHROUGH BY SIGNIFICANT ELEMENTS (607) 277-3450 TO IDENTIFY ELEMENTS THEY WANT TO RECEIVE AS DONATIONS, SUCH AS STONE TOILET PARTITIONS AND ASSOCIATED HARDWARE. GC TO REMOVE THEIR DESIRED ELEMENTS INTACT.

GRAPHIC SYMBOL REMOVAL LEGEND

SYMBOL	DESCRIPTION
#	ROOF AREA DESIGNATION
RC-#	ROOF CUT LOCATION
AB	ABANDONED CURB
CP	CURB PENETRATION
V	PLUMBING VENT
GW	GUY WIRE ANCHOR
	GRAVITY VENT
PRE	POWER ROOF EXHAUST
	NOT IN CONTRACT
	ROOF REMOVAL
	PARAPET REMOVAL

ROOF / WATERPROOFING TEST CUT INFORMATION:

ROOF CUTS 01 - 07 & 16 - 19:

- GRAVEL BALLAST
- FILTER FABRIC
- 2" EXTRUDED POLYSTYRENE INSULATION
- BUILT-UP COAL TAR ROOF MEMBRANE
- TAPERED LIGHTWEIGHT CONCRETE FILL
- CONCRETE ROOF DECK

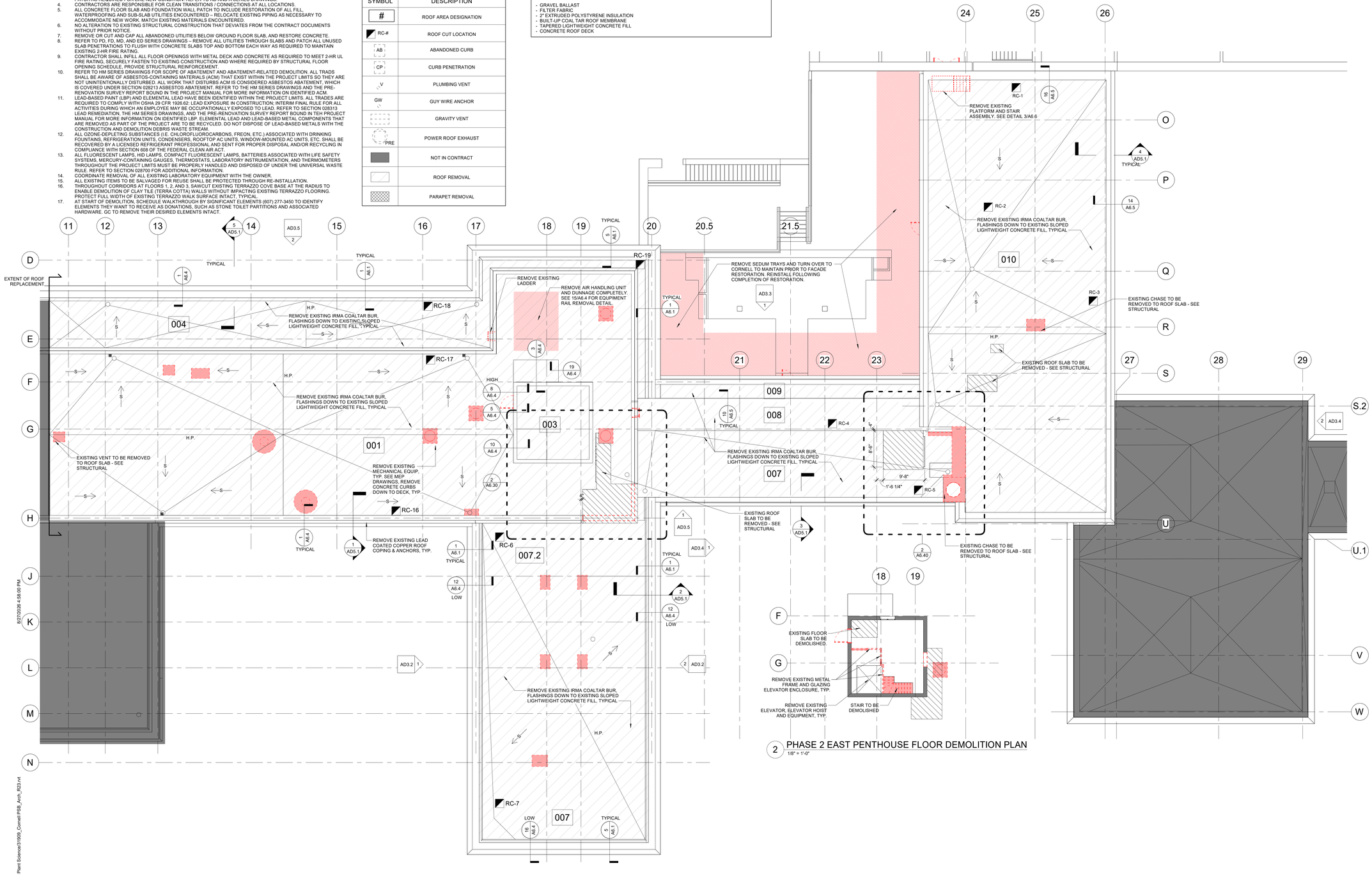

1 ROOF DEMOLITION PLAN - PHASE 2
1/8" = 1'-0"

2 PHASE 2 EAST PENTHOUSE FLOOR DEMOLITION PLAN
1/8" = 1'-0"

RENOVATE PLANT SCIENCE BUILDING - PHASE 2
SUCF Project No. 161026-00

236 Tower Road
Ithaca, NY 14853

Cornell CALS College of Agriculture and Life Sciences

SUNY State University Construction Fund

Ellenzweig Architecture | Planning — 230 Congress Street, Boston, MA 02110, T 617 491-5575

Ryan Biggs Clark Davis Structural Engineers — 257 Ushers Road, Clifton Park, NY 12065, T 518 406-5506

Salas O'Brien Consulting & Engineering Group of NY, Inc. Mechanical Engineers — 300 Trolley Blvd, Rochester, NY 14606, T 585 288-5590

Jade Stone Engineering Electrical Engineers — 444 Vanduzee St, Watertown, NY 13601, T 315 836 4062

Watson Engineering Plumbing — 4500 State Route 434, Apalachin, NY 13732, T 607 223-4334

DM Engineers Fire Protection Engineers — 1007 Yonkers Ave, Yonkers, NY 10704, T 929 333-2339

Bell & Spina Building Envelope — 215 Wyoming Street S, Syracuse, NY 13204, T 315 488-0377

Environ. Design & Research Historic Preservation, Landscape, Civil Engineering — 217 Montgomery St, Suite 1000, Syracuse, NY 13202, T 315 471-0688

Schuler Shook Lighting Design — 240 W 40th Street, 2nd Floor, New York, NY 10018, T 212 439-5650

D2D Green Design Sustainability PH2 — 10 Hallenbeck Hill, East Greenbush, NY 12061, T 518 729-2967

Shen Milsom & Wilke Acoustics, IT, AV, Security — 417 Fifth Avenue, New York, NY 10016, T 212 725-6800

Watts Architects & Engineers Asbestos, Haz Mat — 95 Perry Street, Suite 300, Buffalo, NY 14203, T 716 206-5122

Hastings Consulting Building Code — 142 Hanlon Rd, Holliston, MA 01746, T 508 397-8417

Ellana Cost Consulting — 32 Broadway, Suite 801, New York, NY 10004, T 212971-0936

Notes:

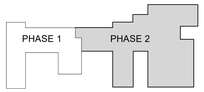

Keyplan

Job Number 31909.00
Drawing By TJG
Checked By DKA
Filename
Date August 31, 2026

Revisions

ROOF DEMOLITION PLAN - PHASE 2

REGISTERED ARCHITECT DOUGLAS K. ANDERSON 032659 STATE OF NEW YORK

REGISTRATION EXPIRES: 08/31/2028

BID DOCUMENTS
Scale: As indicated

AD1.5

2024 Ellenzweig ©

8/27/2026 4:58:00 PM

Autodesk Docs://31909 SUCF Cornell Plant Science/31909_Cornell PSB_Arch_R23.rvt

DEMOLITION RCP KEYNOTES

- D1 DEMOLISH EXISTING ACOUSTICAL CEILING TILE SYSTEM. REMOVE ALL ABANDONED CABLING AND OTHER NONWORKING MECHANICAL AND ELECTRICAL ITEMS. SEE MECHANICAL AND ELECTRICAL DRAWINGS FOR ADDITIONAL INFORMATION.
- D2 DEMOLISH EXISTING PLASTER CEILING. (ASSUME ARCHED AT CORRIDORS WHERE INDICATED WITH BELOW HATCH)
- D3 DEMOLISH EXISTING CORNICE.
- D4 DEMOLISH EXISTING SLOPED CONC SLAB.
- D5 DEMOLISH ALL EXISTING WINDOW TREATMENTS INCLUDING, BUT NOT LIMITED TO, SHADES, BLINDS, AND LOUVERS.
- D6 DEMOLISH EXISTING WALL. REFER TO DEMO FLOOR PLANS FOR SCOPE OF WORK.
- D7 DEMOLISH EXISTING WINDOW & FRAME. REFER TO DEMO ELEVATIONS FOR SCOPE OF WORK.
- D8 SALVAGE PENDANT LIGHT FIXTURE FOR RESTORATION AND REUSE IN SAME LOCATION.
- D9 PRESERVE EXISTING PLASTER CORNICE TO REMAIN.
- D10 RESTORE 4 EXISTING LIGHT FIXTURES.
- D11 PROTECT EXISTING DOORS TO REMAIN.
- D12 REMOVE AND REPLACE CEILING AS REQUIRED TO INSTALL NEW FIRE PROTECTION SYSTEM.
- D13 CONTRACTOR TO COORDINATE INSTALLATION OF TEMPORARY HEAT DETECTORS WITH DEMOLITION WORK. TEMPORARY HEAT DETECTORS ARE TO BE INSTALLED ABOVE EXISTING CEILING FINISHES, INCLUDING EXISTING ARCHED PLASTER CEILINGS. PRIOR TO THE START OF GENERAL DEMOLITION. TEMPORARY HEAT DETECTORS ARE TO REMAIN ACTIVE UNTIL NEW FACP IS FULLY OPERATIONAL. REFER TO ELECTRICAL AND FIRE ALARM PHASING.
- D14 REMOVE EXISTING ACOUSTIC CEILING TILE SYSTEM AS REQUIRED TO INSTALL NEW WORK. SALVAGE AND STORE ACOUSTIC CEILING TILE SYSTEM. REINSTALL SALVAGED ACOUSTIC CEILING TILE SYSTEM UPON COMPLETION OF NEW WORK. CONTRACTOR TO REPLACE ALL DAMAGED CEILING COMPONENTS AS REQUIRED WITH NEW TO MATCH EXISTING. PROTECT EXISTING FINISHES DURING WORK.
- D15 REMOVE, SALVAGE, AND REINSTALL EXISTING LIGHT FIXTURES AS REQUIRED TO ALLOW FOR INSTALLATION OF NEW WORK.
- D16 REMOVE ADHERED 12X12 CEILING TILES.
- D17 REMOVE TOPPING SLAB, CORK INSULATION, PLASTER CEILING/FURRING AT EXISTING COLD ROOMS
- D18 DEMO PLASTER CEILING AND PARGE EXPOSED FACE OF EXTERIOR WALL ABOVE WHERE BELOW HATCH USED:

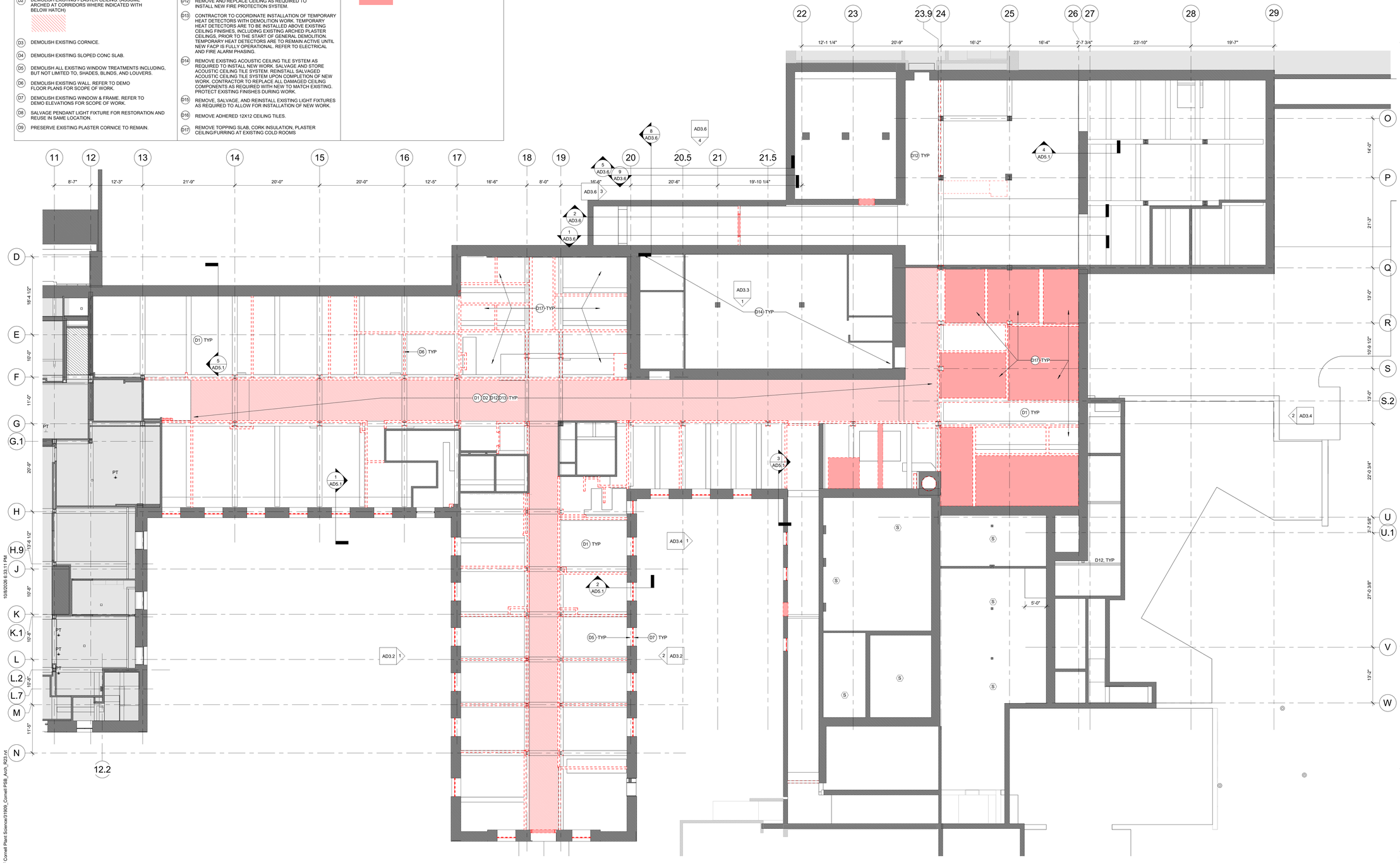

1 GROUND FLOOR REFLECTED CEILING DEMOLITION PLAN - PHASE 2
1/8" = 1'-0"

RENOVATE PLANT SCIENCE BUILDING - PHASE 2

SUCF Project No. 161026-00

236 Tower Road
Ithaca, NY 14853

Cornell CALS College of Agriculture and Life Sciences

SUNY State University Construction Fund

Ellenzweig Architecture | Planning	230 Congress Street Boston, MA 02110 T 617 491-5575
Ryan Biggs Clark Davis Structural Engineers	257 Ushers Road Clifton Park, NY 12065 T 518 406-5506
Salas O'Brien Consulting & Engineering Group of NY, Inc. Mechanical Engineers	300 Trolley Blvd. Rochester, NY 14606 T 585 288-5590
Jade Stone Engineering Electrical Engineers	444 Vanduzee St. Watertown, NY 13601 T 315 836 4062
Watson Engineering Plumbing	4500 State Route 434 Apalachin, NY 13732 T 607 223-4334
DM Engineers Fire Protection Engineers	1007 Yonkers Ave Yonkers, NY 10704 T 929 333-2339
Bell & Spina Building Envelope	215 Wyoming Street S Syracuse, NY 13204 T 315 488-0377
Environ. Design & Research Historic Preservation, Landscape, Civil Engineering	217 Montgomery St, Suite 1000 Syracuse, NY 13202 T 315 471-0688
Schuler Shook Lighting Design	240 W 40th Street, 2nd Floor New York, NY 10018 T 212 439-5650
D2D Green Design Sustainability PH2	10 Hallenbeck Hill East Greenbush, NY 12061 T 518 729-2967
Shen Milsom & Wilke Acoustics, IT, AV, Security	417 Fifth Avenue New York, NY 10016 T 212 725-6800
Watts Architects & Engineers Asbestos, Haz Mat	95 Perry Street, Suite 300 Buffalo, NY 14203 T 716 206-5122
Hastings Consulting Building Code	142 Hanlon Rd Holliston, MA 01746 T 508 397-8417
Ellana Cost Consulting	32 Broadway, Suite 801 New York, NY 10004 T 212971-0936

Notes:

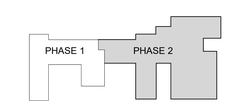

Keyplan

Job Number	31909.00
Drawing By	Author
Checked By	Checker
Filename	
Date	August 31, 2026

Revisions

GROUND FLOOR REFLECTED CEILING DEMOLITION PLAN - PHASE 2

BID DOCUMENTS
Scale: As indicated

REGISTERED ARCHITECT JAMES VINCENT ACQUINO 022901-1 STATE OF NEW YORK

AD2.0

2024 Ellenzweig ©

Autodesk Docs://31909 SUCF Cornell Plant Sciences/31909_Cornell PSB_Arch_R23.rvt
10/8/2026 6:33:11 PM

DEMOLITION RCP KEYNOTES

- D1 DEMOLISH EXISTING ACOUSTICAL CEILING TILE SYSTEM. REMOVE ALL ABANDONED CABLING AND OTHER NONWORKING MECHANICAL AND ELECTRICAL ITEMS. SEE MECHANICAL AND ELECTRICAL DRAWINGS FOR ADDITIONAL INFORMATION.
- D2 DEMOLISH EXISTING PLASTER CEILING. (ASSUME ARCHED AT CORRIDORS WHERE INDICATED WITH BELOW HATCH)
- D3 DEMOLISH EXISTING CORNICE.
- D4 DEMOLISH EXISTING SLOPED CONC SLAB.
- D5 DEMOLISH ALL EXISTING WINDOW TREATMENTS INCLUDING, BUT NOT LIMITED TO, SHADES, BLINDS, AND LOUVERS.
- D6 DEMOLISH EXISTING WALL. REFER TO DEMO FLOOR PLANS FOR SCOPE OF WORK.
- D7 DEMOLISH EXISTING WINDOW & FRAME. REFER TO DEMO ELEVATIONS FOR SCOPE OF WORK.
- D8 SALVAGE PENDANT LIGHT FIXTURE FOR RESTORATION AND REUSE IN SAME LOCATION.
- D9 PRESERVE EXISTING PLASTER CORNICE TO REMAIN.
- D10 RESTORE 4 EXISTING LIGHT FIXTURES.
- D11 PROTECT EXISTING DOORS TO REMAIN.
- D12 REMOVE AND REPLACE CEILING AS REQUIRED TO INSTALL NEW FIRE PROTECTION SYSTEM.
- D13 CONTRACTOR TO COORDINATE INSTALLATION OF TEMPORARY HEAT DETECTORS WITH DEMOLITION WORK. TEMPORARY HEAT DETECTORS ARE TO BE INSTALLED ABOVE EXISTING CEILING FINISHES, INCLUDING EXISTING ARCHED PLASTER CEILINGS, PRIOR TO THE START OF GENERAL DEMOLITION. TEMPORARY HEAT DETECTORS ARE TO REMAIN ACTIVE UNTIL NEW FACP IS FULLY OPERATIONAL. REFER TO ELECTRICAL AND FIRE ALARM PHASING.
- D14 REMOVE EXISTING ACOUSTIC CEILING TILE SYSTEM AS REQUIRED TO INSTALL NEW WORK. SALVAGE AND STORE ACOUSTIC CEILING TILE SYSTEM. REINSTALL SALVAGED ACOUSTIC CEILING TILE SYSTEM UPON COMPLETION OF NEW WORK. CONTRACTOR TO REPLACE ALL DAMAGED CEILING COMPONENTS AS REQUIRED WITH NEW TO MATCH EXISTING. PROTECT EXISTING FINISHES DURING WORK.
- D15 REMOVE, SALVAGE, AND REINSTALL EXISTING LIGHT FIXTURES AS REQUIRED TO ALLOW FOR INSTALLATION OF NEW WORK.
- D16 REMOVE ADHERED 12X12 CEILING TILES.
- D17 REMOVE TOPPING SLAB, CORK INSULATION, PLASTER CEILING/FURRING AT EXISTING COLD ROOMS
- D18 DEMO PLASTER CEILING AND PARGE EXPOSED FACE OF EXTERIOR WALL ABOVE WHERE BELOW HATCH USED:

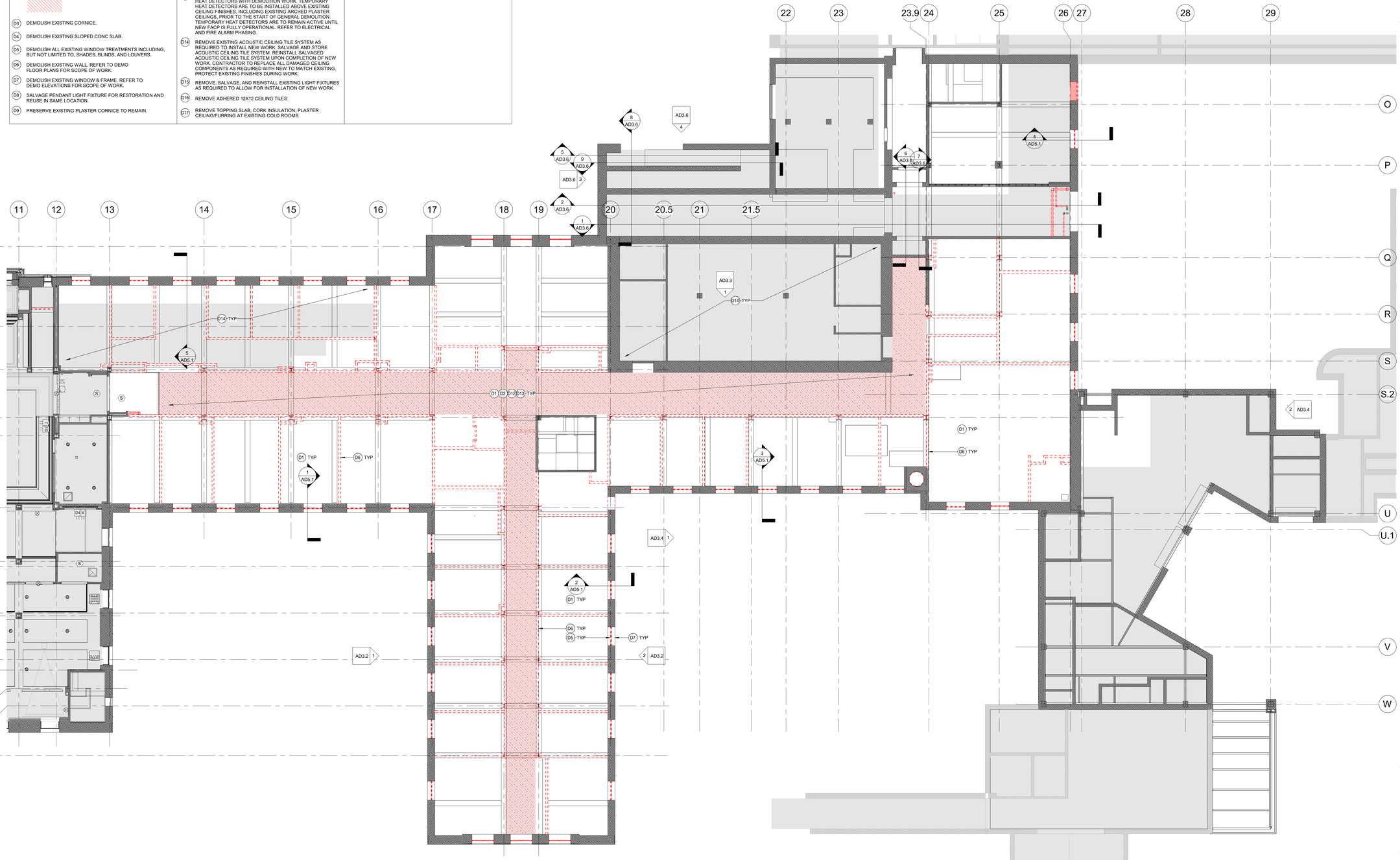

1 FIRST FLOOR REFLECTED CEILING DEMOLITION PLAN - PHASE 2
1/8" = 1'-0"

RENOVATE PLANT SCIENCE BUILDING - PHASE 2
SUCF Project No. 161026-00

236 Tower Road
Ithaca, NY 14853

Cornell CALS College of Agriculture and Life Sciences

SUNY State University Construction Fund

Ellenzweig Architecture | Planning	230 Congress Street Boston, MA 02110 T 617 491-5575
Ryan Biggs Clark Davis Structural Engineers	257 Ushers Road Clifton Park, NY 12065 T 518 406-5506
Salas O'Brien Consulting & Engineering Group of NY, Inc. Mechanical Engineers	300 Trolley Blvd. Rochester, NY 14606 T 585 288-5590
Jade Stone Engineering Electrical Engineers	444 Vanduzee St. Watertown, NY 13601 T 315 836 4062
Watson Engineering Plumbing	4500 State Route 434 Apalachin, NY 13732 T 607 223-4334
DM Engineers Fire Protection Engineers	1007 Yonkers Ave Yonkers, NY 10704 T 929 333-2339
Bell & Spina Building Envelope	215 Wyoming Street S Syracuse, NY 13204 T 315 488-0377
Environ. Design & Research Historic Preservation, Landscape, Civil Engineering	217 Montgomery St, Suite 1000 Syracuse, NY 13202 T 315 471-0688
Schuler Shook Lighting Design	240 W 40th Street, 2nd Floor New York, NY 10018 T 212 439-5650
D2D Green Design Sustainability PH2	10 Hallenbeck Hill East Greenbush, NY 12061 T 518 729-2967
Shen Milsom & Wilke Acoustics, IT, AV, Security	417 Fifth Avenue New York, NY 10016 T 212 725-6800
Watts Architects & Engineers Asbestos, Haz Mat	95 Perry Street, Suite 300 Buffalo, NY 14203 T 716 206-5122
Hastings Consulting Building Code	142 Hanlon Rd Holliston, MA 01746 T 508 397-8417
Ellana Cost Consulting	32 Broadway, Suite 801 New York, NY 10004 T 212971-0936

Notes:

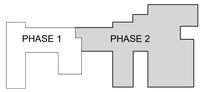

Keyplan

Job Number	31909.00
Drawing By	Author
Checked By	Checker
Filename	
Date	August 31, 2026

Revisions

FIRST FLOOR REFLECTED CEILING DEMOLITION PLAN - PHASE 2

BID DOCUMENTS
Scale: As indicated

AD2.1

2024 Ellenzweig ©

Autodesk Docs://31909 SUCF Cornell Plant Sciences/31909_Cornell PSB_Arch_R23.rvt
11/8/2026 8:23:19 PM

DEMOLITION RCP KEYNOTES

- D1 DEMOLISH EXISTING ACOUSTICAL CEILING TILE SYSTEM. REMOVE ALL ABANDONED CABLING AND OTHER NONWORKING MECHANICAL AND ELECTRICAL ITEMS. SEE MECHANICAL AND ELECTRICAL DRAWINGS FOR ADDITIONAL INFORMATION.
- D2 DEMOLISH EXISTING PLASTER CEILING. (ASSUME ARCHED AT CORRIDORS WHERE INDICATED WITH BELOW HATCH)
- D3 DEMOLISH EXISTING CORNICE.
- D4 DEMOLISH EXISTING SLOPED CONC SLAB.
- D5 DEMOLISH ALL EXISTING WINDOW TREATMENTS INCLUDING, BUT NOT LIMITED TO, SHADES, BLINDS, AND LOUVERS.
- D6 DEMOLISH EXISTING WALL. REFER TO DEMO FLOOR PLANS FOR SCOPE OF WORK.
- D7 DEMOLISH EXISTING WINDOW & FRAME. REFER TO DEMO ELEVATIONS FOR SCOPE OF WORK.
- D8 SALVAGE PENDANT LIGHT FIXTURE FOR RESTORATION AND REUSE IN SAME LOCATION.
- D9 PRESERVE EXISTING PLASTER CORNICE TO REMAIN.
- D10 RESTORE 4 EXISTING LIGHT FIXTURES.
- D11 PROTECT EXISTING DOORS TO REMAIN.
- D12 REMOVE AND REPLACE CEILING AS REQUIRED TO INSTALL NEW FIRE PROTECTION SYSTEM.
- D13 CONTRACTOR TO COORDINATE INSTALLATION OF TEMPORARY HEAT DETECTORS WITH DEMOLITION WORK. TEMPORARY HEAT DETECTORS ARE TO BE INSTALLED ABOVE EXISTING CEILING FINISHES, INCLUDING EXISTING ARCHED PLASTER CEILINGS, PRIOR TO THE START OF GENERAL DEMOLITION. TEMPORARY HEAT DETECTORS ARE TO REMAIN ACTIVE UNTIL NEW FACP IS FULLY OPERATIONAL. REFER TO ELECTRICAL AND FIRE ALARM PHASING.
- D14 REMOVE EXISTING ACOUSTIC CEILING TILE SYSTEM AS REQUIRED TO INSTALL NEW WORK. SALVAGE AND STORE ACOUSTIC CEILING TILE SYSTEM. REINSTALL SALVAGED ACOUSTIC CEILING TILE SYSTEM UPON COMPLETION OF NEW WORK. CONTRACTOR TO REPLACE ALL DAMAGED CEILING COMPONENTS AS REQUIRED WITH NEW TO MATCH EXISTING. PROTECT EXISTING FINISHES DURING WORK.
- D15 REMOVE, SALVAGE, AND REINSTALL EXISTING LIGHT FIXTURES AS REQUIRED TO ALLOW FOR INSTALLATION OF NEW WORK.
- D16 REMOVE ADHERED 12X12 CEILING TILES.
- D17 REMOVE TOPPING SLAB, CORK INSULATION, PLASTER CEILING/FURRING AT EXISTING COLD ROOMS
- D18 DEMO PLASTER CEILING AND PARGE EXPOSED FACE OF EXTERIOR WALL ABOVE WHERE BELOW HATCH USED:

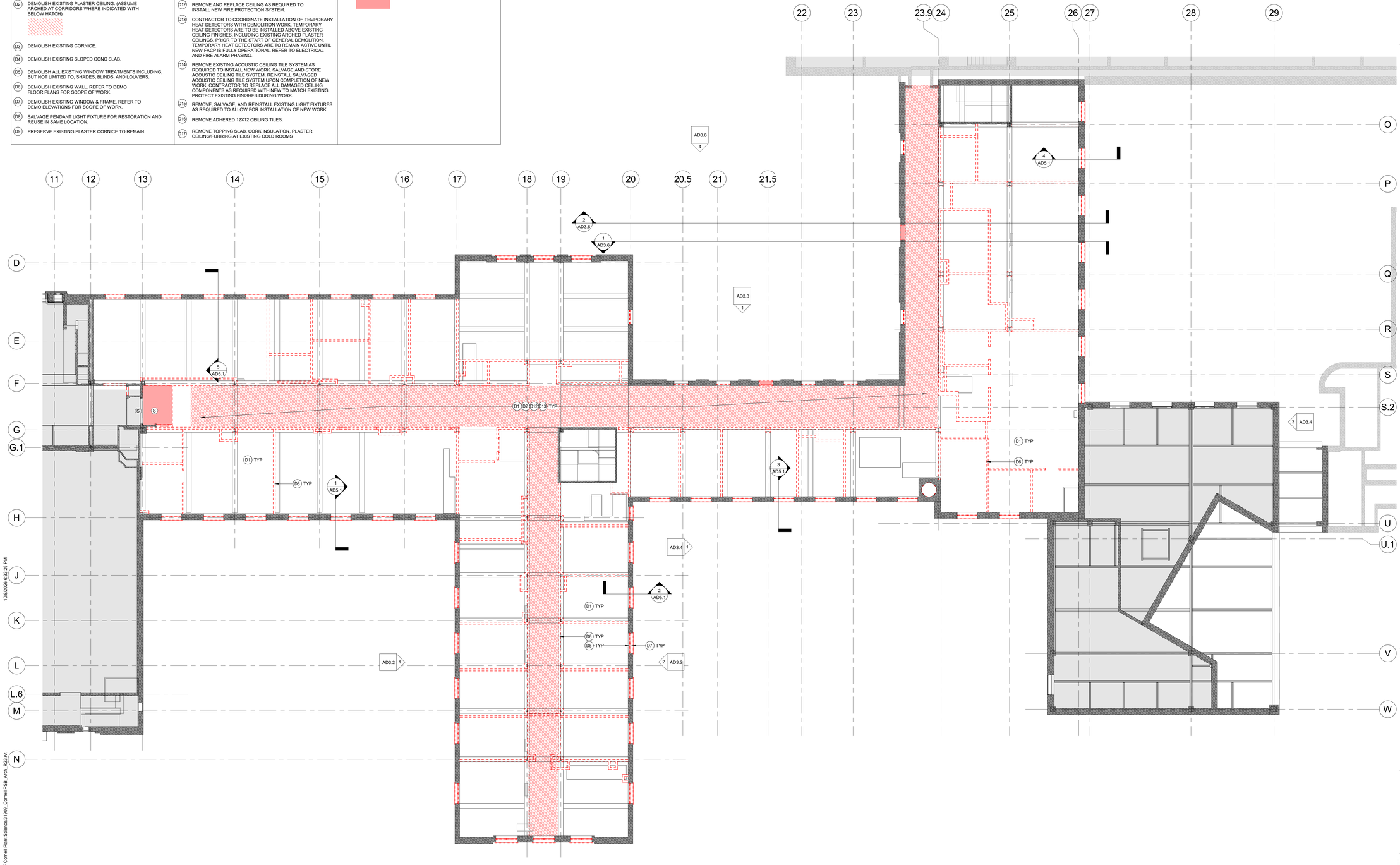

1 SECOND FLOOR REFLECTED CEILING DEMOLITION PLAN - PHASE 2
1/8" = 1'-0"

RENOVATE PLANT SCIENCE BUILDING - PHASE 2
SUCF Project No. 161026-00
236 Tower Road
Ithaca, NY 14853

Cornell CALS College of Agriculture and Life Sciences
SUNY State University Construction Fund

Ellenzweig Architecture | Planning	230 Congress Street Boston, MA 02110 T 617 491-5575
Ryan Biggs Clark Davis Structural Engineers	257 Ushers Road Clifton Park, NY 12065 T 518 406-5506
Salas O'Brien Consulting & Engineering Group of NY, Inc. Mechanical Engineers	300 Trolley Blvd. Rochester, NY 14606 T 585 288-5590
Jade Stone Engineering Electrical Engineers	444 Vanduzee St. Watertown, NY 13601 T 315 836 4062
Watson Engineering Plumbing	4500 State Route 434 Apalachin, NY 13732 T 607 223-4334
DM Engineers Fire Protection Engineers	1007 Yonkers Ave Yonkers, NY 10704 T 929 333-2339
Bell & Spina Building Envelope	215 Wyoming Street S Syracuse, NY 13204 T 315 488-0377
Environ. Design & Research Historic Preservation, Landscape, Civil Engineering	217 Montgomery St, Suite 1000 Syracuse, NY 13202 T 315 471-0688
Schuler Shook Lighting Design	240 W 40th Street, 2nd Floor New York, NY 10018 T 212 439-5650
D2D Green Design Sustainability PH2	10 Hallenbeck Hill East Greenbush, NY 12061 T 518 729-2967
Shen Milsom & Wilke Acoustics, IT, AV, Security	417 Fifth Avenue New York, NY 10016 T 212 725-6800
Watts Architects & Engineers Asbestos, Haz Mat	95 Perry Street, Suite 300 Buffalo, NY 14203 T 716 206-5122
Hastings Consulting Building Code	142 Hanlon Rd Holliston, MA 01746 T 508 397-8417
Ellana Cost Consulting	32 Broadway, Suite 801 New York, NY 10004 T 212971-0936

Notes:

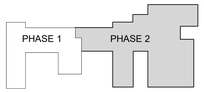

Keyplan

Job Number	31909.00
Drawing By	Author
Checked By	Checker
Filename	
Date	August 31, 2026

Revisions

SECOND FLOOR REFLECTED CEILING DEMOLITION PLAN - PHASE 2

REGISTERED ARCHITECT JAMES VINCENT ROMANO 022901-1 STATE OF NEW YORK

BID DOCUMENTS
Scale: As indicated

AD2.2

2024 Ellenzweig ©

10/8/2026 6:23:26 PM
Autodesk Docs://31909 SUCF Cornell Plant Sciences/31909_Cornell PSB_Arch_R23.rvt

DEMOLITION RCP KEYNOTES

D1	DEMOLISH EXISTING ACOUSTICAL CEILING TILE SYSTEM. REMOVE ALL ABANDONED CABLING AND OTHER NONWORKING MECHANICAL AND ELECTRICAL ITEMS. SEE MECHANICAL AND ELECTRICAL DRAWINGS FOR ADDITIONAL INFORMATION.
D2	DEMOLISH EXISTING PLASTER CEILING. (ASSUME ARCHED AT CORRIDORS WHERE INDICATED WITH BELOW HATCH)
D3	DEMOLISH EXISTING CORNICE.
D4	DEMOLISH EXISTING SLOPED CONC SLAB.
D5	DEMOLISH ALL EXISTING WINDOW TREATMENTS INCLUDING, BUT NOT LIMITED TO, SHADES, BLINDS, AND LOUVERS.
D6	DEMOLISH EXISTING WALL. REFER TO DEMO FLOOR PLANS FOR SCOPE OF WORK.
D7	DEMOLISH EXISTING WINDOW & FRAME. REFER TO DEMO ELEVATIONS FOR SCOPE OF WORK.
D8	SALVAGE PENDANT LIGHT FIXTURE FOR RESTORATION AND REUSE IN SAME LOCATION.
D9	PRESERVE EXISTING PLASTER CORNICE TO REMAIN.
D10	RESTORE 4 EXISTING LIGHT FIXTURES.
D11	PROTECT EXISTING DOORS TO REMAIN.
D12	REMOVE AND REPLACE CEILING AS REQUIRED TO INSTALL NEW FIRE PROTECTION SYSTEM.
D13	CONTRACTOR TO COORDINATE INSTALLATION OF TEMPORARY HEAT DETECTORS WITH DEMOLITION WORK. TEMPORARY HEAT DETECTORS ARE TO BE INSTALLED ABOVE EXISTING CEILING FINISHES, INCLUDING EXISTING ARCHED PLASTER CEILINGS, PRIOR TO THE START OF GENERAL DEMOLITION. TEMPORARY HEAT DETECTORS ARE TO REMAIN ACTIVE UNTIL NEW FACP IS FULLY OPERATIONAL. REFER TO ELECTRICAL AND FIRE ALARM PHASING.
D14	REMOVE EXISTING ACOUSTIC CEILING TILE SYSTEM AS REQUIRED TO INSTALL NEW WORK. SALVAGE AND STORE ACOUSTIC CEILING TILE SYSTEM. REINSTALL SALVAGED ACOUSTIC CEILING TILE SYSTEM UPON COMPLETION OF NEW WORK. CONTRACTOR TO REPLACE ALL DAMAGED CEILING COMPONENTS AS REQUIRED WITH NEW TO MATCH EXISTING. PROTECT EXISTING FINISHES DURING WORK.
D15	REMOVE, SALVAGE, AND REINSTALL EXISTING LIGHT FIXTURES AS REQUIRED TO ALLOW FOR INSTALLATION OF NEW WORK.
D16	REMOVE ADHERED 12X12 CEILING TILES.
D17	REMOVE TOPPING SLAB, CORK INSULATION, PLASTER CEILING/FURRING AT EXISTING COLD ROOMS
D18	DEMO PLASTER CEILING AND PARGE EXPOSED FACE OF EXTERIOR WALL ABOVE WHERE BELOW HATCH USED:

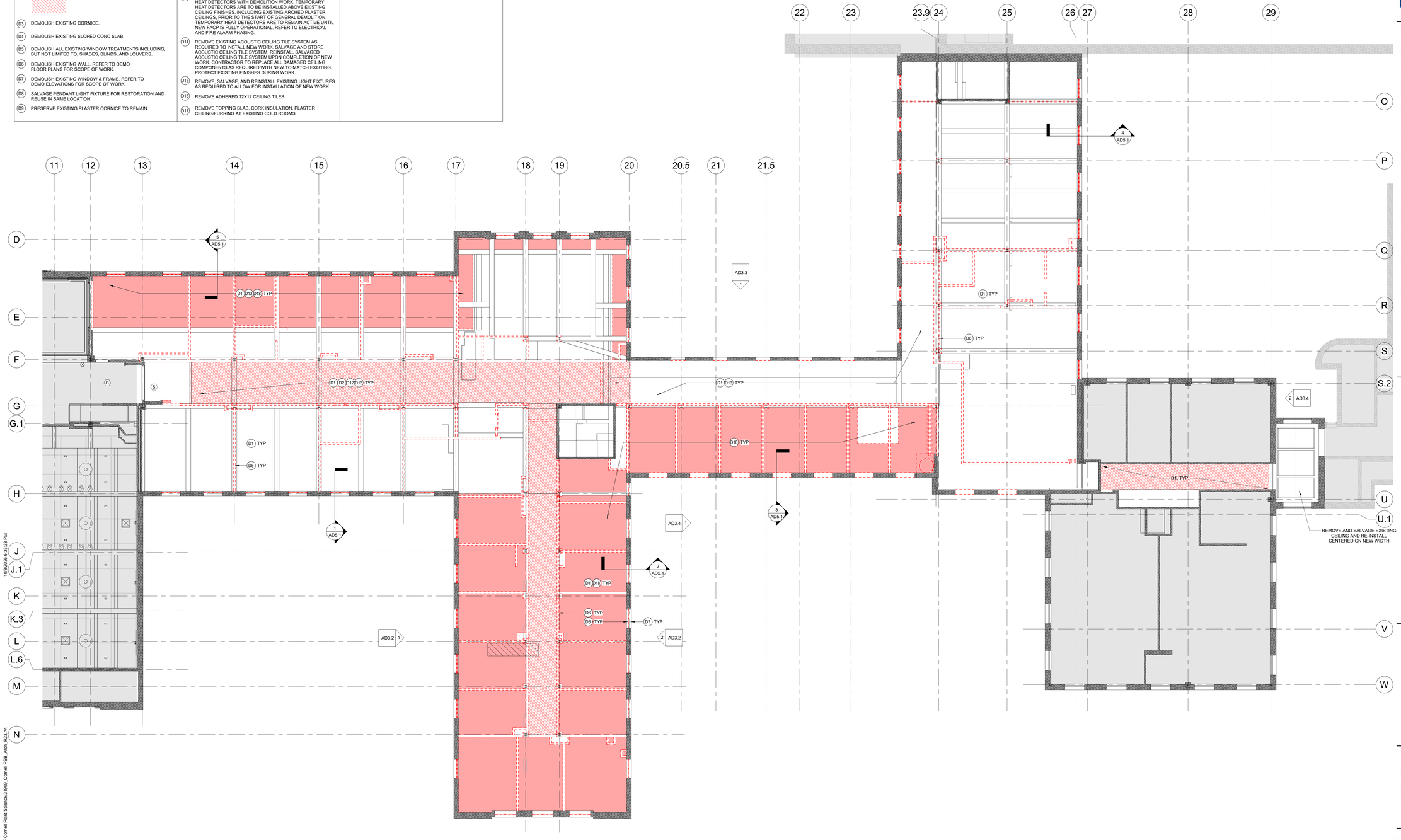

1 THIRD FLOOR REFLECTED CEILING DEMOLITION PLAN - PHASE 2
1/8" = 1'-0"

RENOVATE PLANT SCIENCE BUILDING - PHASE 2
SUCF Project No. 161026-00

236 Tower Road
Ithaca, NY 14853

Cornell CALS College of Agriculture and Life Sciences

SUNY State University Construction Fund

Ellenzweig Architecture | Planning	230 Congress Street Boston, MA 02110 T 617 491-5575
Ryan Biggs Clark Davis Structural Engineers	257 Ushers Road Clifton Park, NY 12065 T 518 406-5506
Salas O'Brien Consulting & Engineering Group of NY, Inc. Mechanical Engineers	300 Trolley Blvd. Rochester, NY 14606 T 585 288-5590
Jade Stone Engineering Electrical Engineers	444 Vanduzee St. Watertown, NY 13601 T 315 836 4062
Watson Engineering Plumbing	4500 State Route 434 Apalachin, NY 13732 T 607 223-4334
DM Engineers Fire Protection Engineers	1007 Yonkers Ave Yonkers, NY 10704 T 929 333-2339
Bell & Spina Building Envelope	215 Wyoming Street S Syracuse, NY 13204 T 315 488-0377
Environ. Design & Research Historic Preservation, Landscape, Civil Engineering	217 Montgomery St, Suite 1000 Syracuse, NY 13202 T 315 471-0688
Schuler Shook Lighting Design	240 W 40th Street, 2nd Floor New York, NY 10018 T 212 439-5650
D2D Green Design Sustainability PH2	10 Hallenbeck Hill East Greenbush, NY 12061 T 518 729-2967
Shen Milsom & Wilke Acoustics, IT, AV, Security	417 Fifth Avenue New York, NY 10016 T 212 725-6800
Watts Architects & Engineers Asbestos, Haz Mat	95 Perry Street, Suite 300 Buffalo, NY 14203 T 716 206-5122
Hastings Consulting Building Code	142 Hanlon Rd Holliston, MA 01746 T 508 397-8417
Ellana Cost Consulting	32 Broadway, Suite 801 New York, NY 10004 T 212971-0936

Notes:

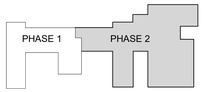

Keyplan

Job Number 31909.00
Drawing By Author
Checked By Checker
Filename
Date August 31, 2026

Revisions

THIRD FLOOR REFLECTED CEILING DEMOLITION PLAN - PHASE 2

REGISTERED ARCHITECT JAMES VINCENT ELLENZWEIG 022901-1 STATE OF NEW YORK

BID DOCUMENTS
Scale: As indicated

AD2.3

2024 Ellenzweig ©

10/8/2026 6:33:33 PM
Autodesk Docs://31909 SUCF Cornell Plant Sciences/31909_Cornell PSB_Arch_R23.rvt

DEMOLITION RCP KEYNOTES

D1 DEMOLISH EXISTING ACOUSTICAL CEILING TILE SYSTEM. REMOVE ALL ABANDONED CABLING AND OTHER NONWORKING MECHANICAL AND ELECTRICAL ITEMS. SEE MECHANICAL AND ELECTRICAL DRAWINGS FOR ADDITIONAL INFORMATION.

D2 DEMOLISH EXISTING PLASTER CEILING. (ASSUME ARCHED AT CORRIDORS WHERE INDICATED WITH BELOW HATCH)

D3 DEMOLISH EXISTING CORNICE.

D4 DEMOLISH EXISTING SLOPED CONC SLAB.

D5 DEMOLISH ALL EXISTING WINDOW TREATMENTS INCLUDING, BUT NOT LIMITED TO, SHADES, BLINDS, AND LOUVERS.

D6 DEMOLISH EXISTING WALL. REFER TO DEMO FLOOR PLANS FOR SCOPE OF WORK.

D7 DEMOLISH EXISTING WINDOW & FRAME. REFER TO DEMO ELEVATIONS FOR SCOPE OF WORK.

D8 SALVAGE PENDANT LIGHT FIXTURE FOR RESTORATION AND REUSE IN SAME LOCATION.

D9 PRESERVE EXISTING PLASTER CORNICE TO REMAIN.

D10 RESTORE 4 EXISTING LIGHT FIXTURES.

D11 PROTECT EXISTING DOORS TO REMAIN.

D12 REMOVE AND REPLACE CEILING AS REQUIRED TO INSTALL NEW FIRE PROTECTION SYSTEM.

D13 CONTRACTOR TO COORDINATE INSTALLATION OF TEMPORARY HEAT DETECTORS WITH DEMOLITION WORK. TEMPORARY HEAT DETECTORS ARE TO BE INSTALLED ABOVE EXISTING CEILING FINISHES, INCLUDING EXISTING ARCHED PLASTER CEILINGS, PRIOR TO THE START OF GENERAL DEMOLITION. TEMPORARY HEAT DETECTORS ARE TO REMAIN ACTIVE UNTIL NEW FACP IS FULLY OPERATIONAL. REFER TO ELECTRICAL AND FIRE ALARM PHASING.

D14 REMOVE EXISTING ACOUSTIC CEILING TILE SYSTEM AS REQUIRED TO INSTALL NEW WORK. SALVAGE AND STORE ACOUSTIC CEILING TILE SYSTEM. REINSTALL SALVAGED ACOUSTIC CEILING TILE SYSTEM UPON COMPLETION OF NEW WORK. CONTRACTOR TO REPLACE ALL DAMAGED CEILING COMPONENTS AS REQUIRED WITH NEW TO MATCH EXISTING. PROTECT EXISTING FINISHES DURING WORK.

D15 REMOVE, SALVAGE, AND REINSTALL EXISTING LIGHT FIXTURES AS REQUIRED TO ALLOW FOR INSTALLATION OF NEW WORK.

D16 REMOVE ADHERED 12X12 CEILING TILES.

D17 REMOVE TOPPING SLAB, CORK INSULATION, PLASTER CEILING/FURRING AT EXISTING COLD ROOMS

D18 DEMO PLASTER CEILING AND PARGE EXPOSED FACE OF EXTERIOR WALL ABOVE WHERE BELOW HATCH USED:

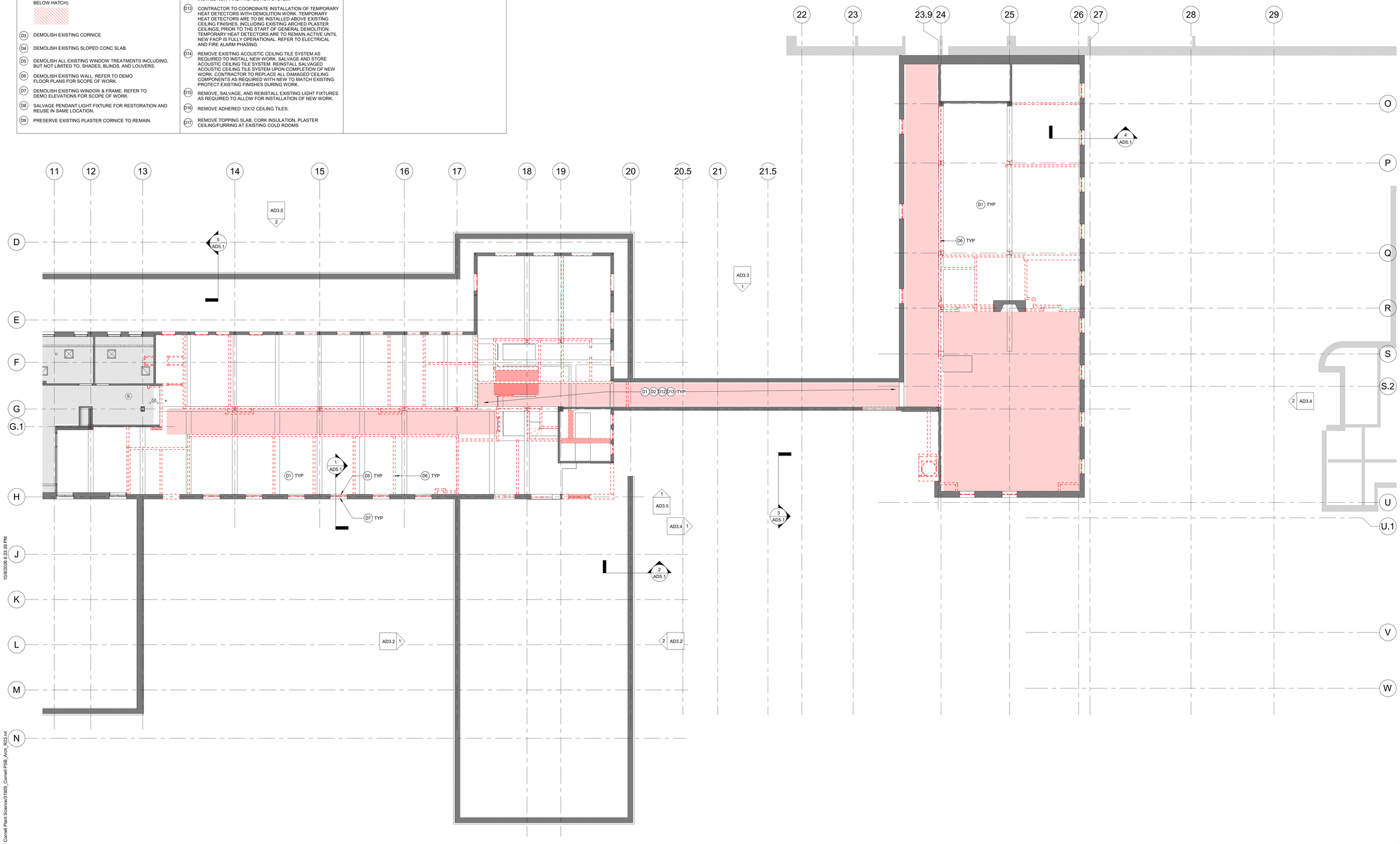

1 FOURTH FLOOR REFLECTED CEILING DEMOLITION PLAN - PHASE 2
1/8" = 1'-0"

RENOVATE PLANT SCIENCE BUILDING - PHASE 2
SUCF Project No. 161026-00

236 Tower Road
Ithaca, NY 14853

Cornell CALS College of Agriculture and Life Sciences

SUNY State University Construction Fund

Ellenzweig Architecture | Planning	230 Congress Street Boston, MA 02110 T 617 491-5575
Ryan Biggs Clark Davis Structural Engineers	257 Ushers Road Clifton Park, NY 12065 T 518 406-5506
Salas O'Brien Consulting & Engineering Group of NY, Inc. Mechanical Engineers	300 Trolley Blvd. Rochester, NY 14606 T 585 288-5590
Jade Stone Engineering Electrical Engineers	444 Vanduzee St. Watertown, NY 13601 T 315 836 4062
Watson Engineering Plumbing	4500 State Route 434 Apalachin, NY 13732 T 607 223-4334
DM Engineers Fire Protection Engineers	1007 Yonkers Ave Yonkers, NY 10704 T 929 333-2339
Bell & Spina Building Envelope	215 Wyoming Street S Syracuse, NY 13204 T 315 488-0377
Environ. Design & Research Historic Preservation, Landscape, Civil Engineering	217 Montgomery St, Suite 1000 Syracuse, NY 13202 T 315 471-0688
Schuler Shook Lighting Design	240 W 40th Street, 2nd Floor New York, NY 10018 T 212 439-5650
D2D Green Design Sustainability PH2	10 Hallenbeck Hill East Greenbush, NY 12061 T 518 729-2967
Shen Milsom & Wilke Acoustics, IT, AV, Security	417 Fifth Avenue New York, NY 10016 T 212 725-6800
Watts Architects & Engineers Asbestos, Haz Mat	95 Perry Street, Suite 300 Buffalo, NY 14203 T 716 206-5122
Hastings Consulting Building Code	142 Hanlon Rd Holliston, MA 01746 T 508 397-8417
Ellana Cost Consulting	32 Broadway, Suite 801 New York, NY 10004 T 212971-0936

Notes:

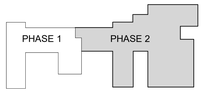

Keyplan

Job Number	31909.00
Drawing By	Author
Checked By	Checker
Filename	
Date	August 31, 2026

Revisions

FOURTH FLOOR REFLECTED CEILING DEMOLITION PLAN - PHASE 2

BID DOCUMENTS
Scale: As indicated

REGISTERED ARCHITECT JAMES VINCENT BIGGS 022901-1 STATE OF NEW YORK

AD2.4

2024 Ellenzweig ©

10/8/2026 8:33:39 PM
Autodesk Docs://31909 SUCF Cornell Plant Science/31909_Cornell PSB_Arch_R23.rvt

GENERAL ELEVATION REMOVAL NOTES
(APPLIES TO ALL EXTERIOR ELEVATION REMOVAL SHEETS):

GENERAL ELEVATION REMOVAL NOTES (APPLIES TO ALL EXTERIOR ELEVATION REMOVAL SHEETS):

1. TYPICAL, REMOVE ELEMENTS COMPLETELY INCLUDING ACCESSORY MATERIALS, ANCHORS, CLIPS, SEALANTS.
2. COORDINATE REMOVALS WITH HAZARDOUS MATERIAL HM-SERIES DRAWINGS AND SPECIFICATIONS.
3. PROTECT EXISTING ELEMENTS TO REMAIN DURING THE WORK.
4. SEQUENCE REMOVALS WITH INSTALLATION OF TEMPORARY AND PERMANENT WORK AS REQUIRED TO MAINTAIN WEATHER TIGHTNESS OF EXISTING BUILDING
5. EXTENT OF IVY REMOVALS IS BASED OFF OF SURVEY FROM OCTOBER 2022

DEMOLITION ELEVATION KEYNOTES	
D1	REMOVE EXISTING WINDOW & FRAME
D2	REMOVE EXISTING A/C UNIT AND STEEL SUPPORT BAR AND ANCHORS, TYPICAL
D3	REMOVE EXISTING STEEL LINTEL
D4	REMOVE EXISTING ABANDONED MASONRY CHIMNEY
D5	REMOVE EXISTING SKYLIGHT
D6	REMOVE EXISTING STEEL BARSTOCK
D7	REMOVE EXISTING LOUVER
D8	REMOVE EXISTING STONE SILL
D9	REMOVE EXISTING VINES
D10	REMOVE EXISTING DOOR & FRAME
D11	REMOVE SECTION OF EXISTING BRICK, SEE SHEET A6.1 AND STRUCTURAL DRAWINGS
D12	REMOVE ALL WIRED GLASS AND SELECT METAL PANELS FROM ORIGINAL METAL STOREFRONT
D13	REMOVE LITE FROM ALUMINUM WINDOW
D14	REMOVE CORROSION AND LOOSE COATING AT BOTH SIDES OF METAL STOREFRONT AND AT METAL PANELS TO REMAIN.
D15	REMOVE EXISTING LIGHT FIXTURE, BRACKET AND ANCHORS
D16	REMOVE AND REINSTALL TRELLIS
D17	REMOVE MASONRY CHIMNEY
D18	REMOVE AND REINSTALL CANOPY
D19	REMOVE AND REINSTALL LATTICE

HATCH REMOVAL LEGEND	
	IVY REMOVAL
	EXISTING N.I.C.
	EXISTING BRICK MASONRY (RUNNING AND FLEMISH BOND, TYP.)
	LIMESTONE OR GRANITE

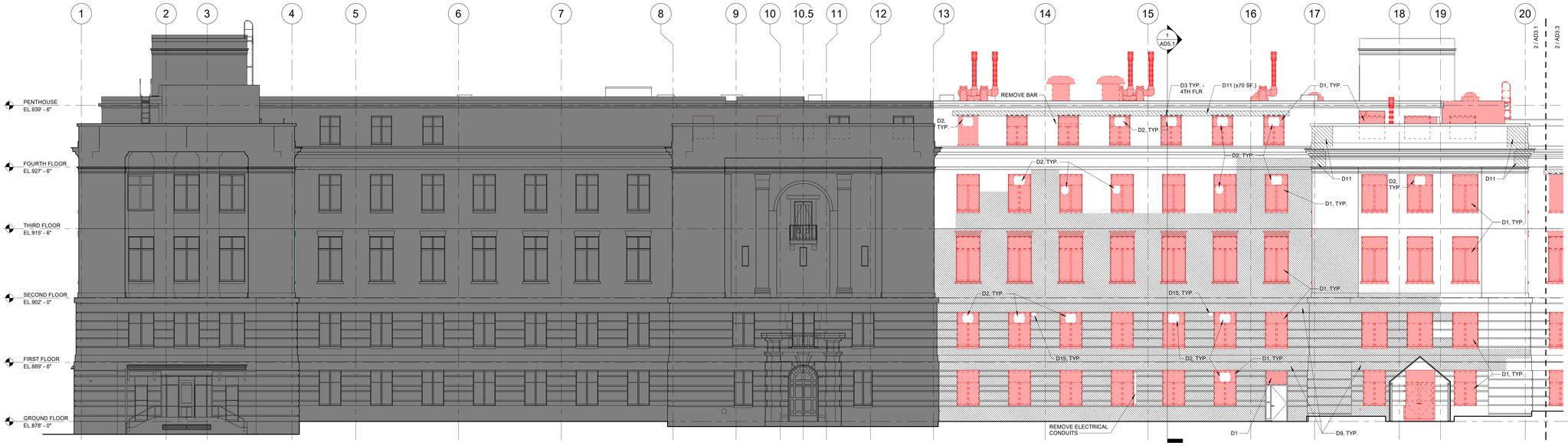

2 E WING SOUTH DEMOLITION ELEVATION- PHASE 2
1/8" = 1'-0"

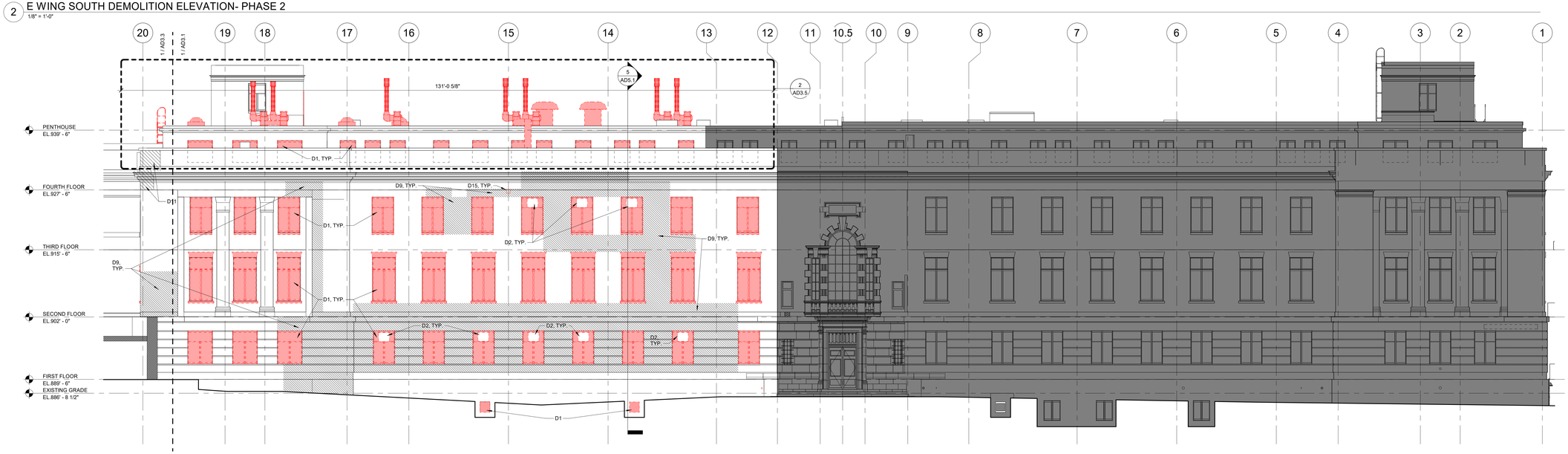

1 E WING NORTH DEMOLITION ELEVATION - PHASE 2
1/8" = 1'-0"

RENOVATE PLANT SCIENCE BUILDING - PHASE 2

SUCF Project No. 161026-00

236 Tower Road
Ithaca, NY 14853

Cornell CALS College of Agriculture and Life Sciences

SUNY State University Construction Fund

Ellenzweig Architecture | Planning	230 Congress Street Boston, MA 02110 T 617 491-5575
Ryan Biggs Clark Davis Structural Engineers	257 Ushers Road Clifton Park, NY 12065 T 518 406-5506
Salas O'Brien Consulting & Engineering Group of NY, Inc. Mechanical Engineers	300 Trolley Blvd. Rochester, NY 14606 T 585 288-5590
Jade Stone Engineering Electrical Engineers	444 Vanduzee St. Watertown, NY 13601 T 315 836 4062
Watson Engineering Plumbing	4500 State Route 434 Apalachin, NY 13732 T 607 223-4334
DM Engineers Fire Protection Engineers	1007 Yonkers Ave Yonkers, NY 10704 T 929 333-2339
Bell & Spina Building Envelope	215 Wyoming Street S Syracuse, NY 13204 T 315 488-0377
Environ. Design & Research Historic Preservation, Landscape, Civil Engineering	217 Montgomery St, Suite 1000 Syracuse, NY 13202 T 315 471-0688
Schuler Shook Lighting Design	240 W 40th Street, 2nd Floor New York, NY 10018 T 212 439-5650
D2D Green Design Sustainability PH2	10 Hallenbeck Hill East Greenbush, NY 12061 T 518 729-2967
Shen Milsom & Wilke Acoustics, IT, AV, Security	417 Fifth Avenue New York, NY 10016 T 212 725-6800
Watts Architects & Engineers Asbestos, Haz Mat	95 Perry Street, Suite 300 Buffalo, NY 14203 T 716 206-5122
Hastings Consulting Building Code	142 Hanlon Rd Holliston, MA 01746 T 508 397-8417
Ellana Cost Consulting	32 Broadway, Suite 801 New York, NY 10004 T 212971-0936

Notes:

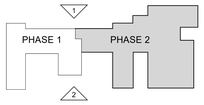

Keyplan

Job Number 31909.00
Drawing By TJG
Checked By DKA
Filename
Date August 31, 2026

Revisions

E WING NORTH AND SOUTH DEMOLITION ELEVATIONS - PHASE 2

REGISTERED ARCHITECT DOUGLAS K. ARGALL 032609 STATE OF NEW YORK

REGISTRATION EXPIRES: 08/31/2028

BID DOCUMENTS
Scale: As indicated

AD3.1

2024 Ellenzweig ©

8/27/2026 4:58:21 PM

Autodesk Docs://31909 SUCF Cornell Plant Science/31909_Cornell PSB_Arch_R23.rvt

GENERAL ELEVATION REMOVAL NOTES
(APPLIES TO ALL EXTERIOR ELEVATION REMOVAL SHEETS):

GENERAL ELEVATION REMOVAL NOTES (APPLIES TO ALL EXTERIOR ELEVATION REMOVAL SHEETS):

1. TYPICAL, REMOVE ELEMENTS COMPLETELY INCLUDING ACCESSORY MATERIALS, ANCHORS, CLIPS, SEALANTS.
2. COORDINATE REMOVALS WITH HAZARDOUS MATERIAL H-SERIES DRAWINGS AND SPECIFICATIONS.
3. PROTECT EXISTING ELEMENTS TO REMAIN DURING THE WORK.
4. SEQUENCE REMOVALS WITH INSTALLATION OF TEMPORARY AND PERMANENT WORK AS REQUIRED TO MAINTAIN WEATHER TIGHTNESS OF EXISTING BUILDING
5. EXTENT OF IVY REMOVALS IS BASED OFF OF SURVEY FROM OCTOBER 2022

DEMOLITION ELEVATION KEYNOTES	
D1	REMOVE EXISTING WINDOW & FRAME
D2	REMOVE EXISTING A/C UNIT AND STEEL SUPPORT BAR AND ANCHORS, TYPICAL
D3	REMOVE EXISTING STEEL LINTEL
D4	REMOVE EXISTING ABANDONED MASONRY CHIMNEY
D5	REMOVE EXISTING SKYLIGHT
D6	REMOVE EXISTING STEEL BARSTOCK
D7	REMOVE EXISTING LOUVER
D8	REMOVE EXISTING STONE SILL
D9	REMOVE EXISTING VINES
D10	REMOVE EXISTING DOOR & FRAME
D11	REMOVE SECTION OF EXISTING BRICK, SEE SHEET A6.1 AND STRUCTURAL DRAWINGS
D12	REMOVE ALL WIRED GLASS AND SELECT METAL PANELS FROM ORIGINAL METAL STOREFRONT
D13	REMOVE LITE FROM ALUMINUM WINDOW
D14	REMOVE CORROSION AND LOOSE COATING AT BOTH SIDES OF METAL STOREFRONT AND AT METAL PANELS TO REMAIN.
D15	REMOVE EXISTING LIGHT FIXTURE, BRACKET AND ANCHORS
D16	REMOVE AND REINSTALL TRELLIS
D17	REMOVE MASONRY CHIMNEY
D18	REMOVE AND REINSTALL CANOPY
D19	REMOVE AND REINSTALL LATTICE

HATCH REMOVAL LEGEND	
	IVY REMOVAL
	EXISTING N.I.C.
	EXISTING BRICK MASONRY (RUNNING AND FLEMISH BOND, TYP.)
	LIMESTONE OR GRANITE

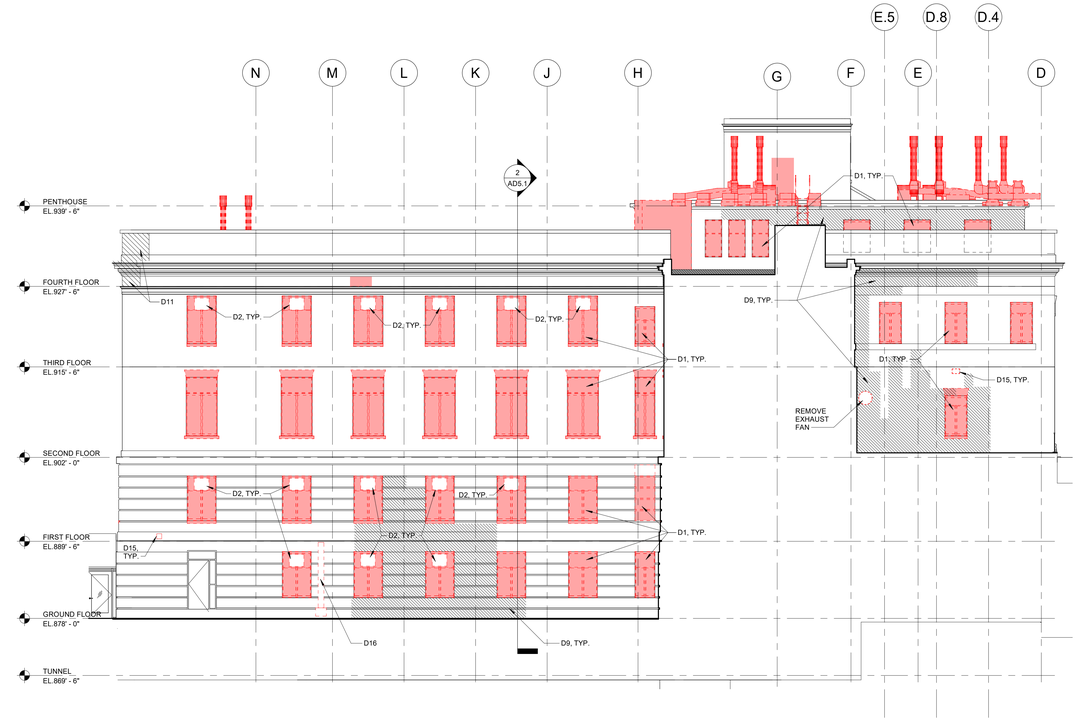

2 EAST WING EAST DEMOLITION ELEVATION - PHASE 2
1/8" = 1'-0"

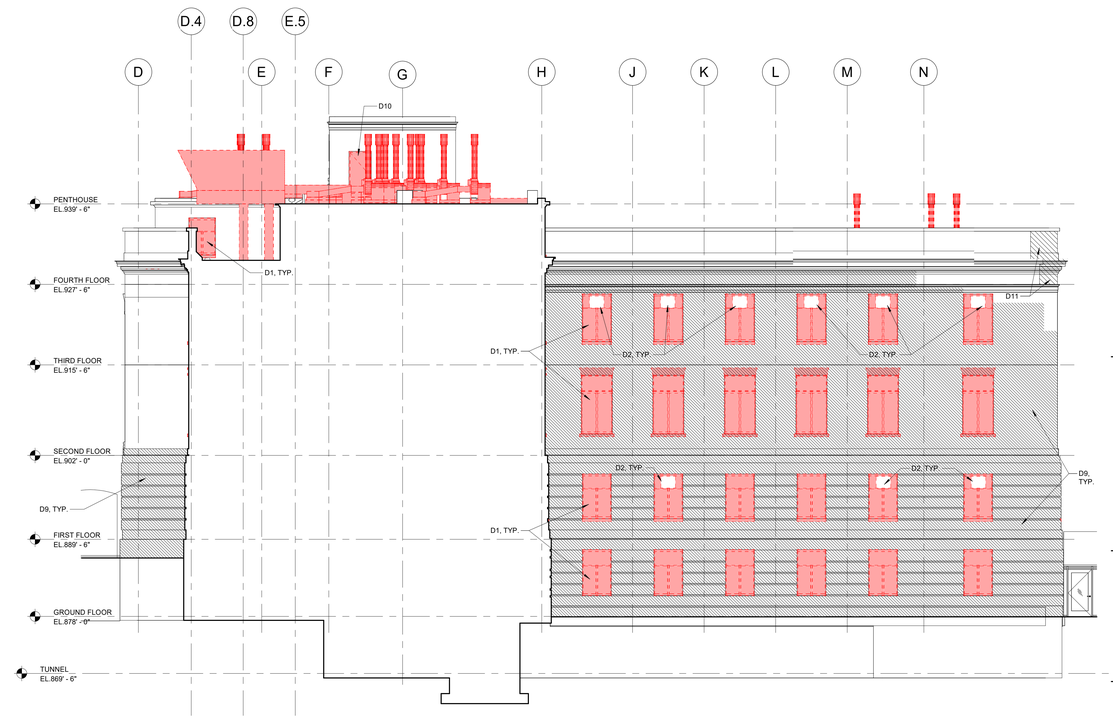

1 EAST WING WEST DEMOLITION ELEVATION - PHASE 2
1/8" = 1'-0"

RENOVATE PLANT SCIENCE BUILDING - PHASE 2

SUCF Project No. 161026-00

236 Tower Road
Ithaca, NY 14853

Cornell CALS College of Agriculture and Life Sciences

SUNY State University Construction Fund

Ellenzweig Architecture | Planning	230 Congress Street Boston, MA 02110 T 617 491-5575
Ryan Biggs Clark Davis Structural Engineers	257 Ushers Road Clifton Park, NY 12065 T 518 406-5506
Salas O'Brien Consulting & Engineering Group of NY, Inc. Mechanical Engineers	300 Trolley Blvd. Rochester, NY 14606 T 585 288-5590
Jade Stone Engineering Electrical Engineers	444 Vanduzee St. Watertown, NY 13601 T 315 836 4062
Watson Engineering Plumbing	4500 State Route 434 Apalachin, NY 13732 T 607 223-4334
DM Engineers Fire Protection Engineers	1007 Yonkers Ave Yonkers, NY 10704 T 929 333-2339
Bell & Spina Building Envelope	215 Wyoming Street S Syracuse, NY 13204 T 315 488-0377
Environ. Design & Research Historic Preservation, Landscape, Civil Engineering	217 Montgomery St, Suite 1000 Syracuse, NY 13202 T 315 471-0688
Schuler Shook Lighting Design	240 W 40th Street, 2nd Floor New York, NY 10018 T 212 439-5650
D2D Green Design Sustainability PH2	10 Hallenbeck Hill East Greenbush, NY 12061 T 518 729-2967
Shen Milsom & Wilke Acoustics, IT, AV, Security	417 Fifth Avenue New York, NY 10016 T 212 725-6800
Watts Architects & Engineers Asbestos, Haz Mat	95 Perry Street, Suite 300 Buffalo, NY 14203 T 716 206-5122
Hastings Consulting Building Code	142 Hanlon Rd Holliston, MA 01746 T 508 397-8417
Ellana Cost Consulting	32 Broadway, Suite 801 New York, NY 10004 T 212971-0936

Notes:

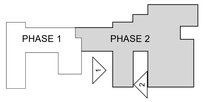

Keyplan

Job Number 31909.00
Drawing By TJG
Checked By DKA
Filename
Date August 31, 2026

Revisions

E WING WEST AND AND EAST DEMOLITION ELEVATIONS - PHASE 2

BID DOCUMENTS
Scale: As indicated

REGISTERED ARCHITECT DOUGLAS K. ANDERSON 032689 STATE OF NEW YORK
REGISTRATION EXPIRES: 08/31/2028

AD3.2

2024 Ellenzweig ©

8/27/2026 4:58:24 PM

Autodesk Docs://31909 SUCF Cornell Plant Science/31909_Cornell PSB_Arch_R23.rvt

GENERAL ELEVATION REMOVAL NOTES
(APPLIES TO ALL EXTERIOR ELEVATION REMOVAL SHEETS):

GENERAL ELEVATION REMOVAL NOTES (APPLIES TO ALL EXTERIOR ELEVATION REMOVAL SHEETS):

1. TYPICAL, REMOVE ELEMENTS COMPLETELY INCLUDING ACCESSORY MATERIALS, ANCHORS, CLIPS, SEALANTS.
2. COORDINATE REMOVALS WITH HAZARDOUS MATERIAL H-SERIES DRAWINGS AND SPECIFICATIONS.
3. PROTECT EXISTING ELEMENTS TO REMAIN DURING THE WORK.
4. SEQUENCE REMOVALS WITH INSTALLATION OF TEMPORARY AND PERMANENT WORK AS REQUIRED TO MAINTAIN WEATHER TIGHTNESS OF EXISTING BUILDING
5. EXTENT OF IVY REMOVALS IS BASED OFF OF SURVEY FROM OCTOBER 2022

DEMOLITION ELEVATION KEYNOTES	
D1	REMOVE EXISTING WINDOW & FRAME
D2	REMOVE EXISTING A/C UNIT AND STEEL SUPPORT BAR AND ANCHORS, TYPICAL
D3	REMOVE EXISTING STEEL LINTEL
D4	REMOVE EXISTING ABANDONED MASONRY CHIMNEY
D5	REMOVE EXISTING SKYLIGHT
D6	REMOVE EXISTING STEEL BARSTOCK
D7	REMOVE EXISTING LOUVER
D8	REMOVE EXISTING STONE SILL
D9	REMOVE EXISTING VINES
D10	REMOVE EXISTING DOOR & FRAME
D11	REMOVE SECTION OF EXISTING BRICK, SEE SHEET A6.1 AND STRUCTURAL DRAWINGS
D12	REMOVE ALL WIRED GLASS AND SELECT METAL PANELS FROM ORIGINAL METAL STOREFRONT
D13	REMOVE LITE FROM ALUMINUM WINDOW
D14	REMOVE CORROSION AND LOOSE COATING AT BOTH SIDES OF METAL STOREFRONT AND AT METAL PANELS TO REMAIN.
D15	REMOVE EXISTING LIGHT FIXTURE, BRACKET AND ANCHORS
D16	REMOVE AND REINSTALL TRELLIS
D17	REMOVE MASONRY CHIMNEY
D18	REMOVE AND REINSTALL CANOPY
D19	REMOVE AND REINSTALL LATTICE

HATCH REMOVAL LEGEND	
	IVY REMOVAL
	EXISTING N.I.C.
	EXISTING BRICK MASONRY (RUNNING AND FLEMISH BOND, TYP.)
	LIMESTONE OR GRANITE

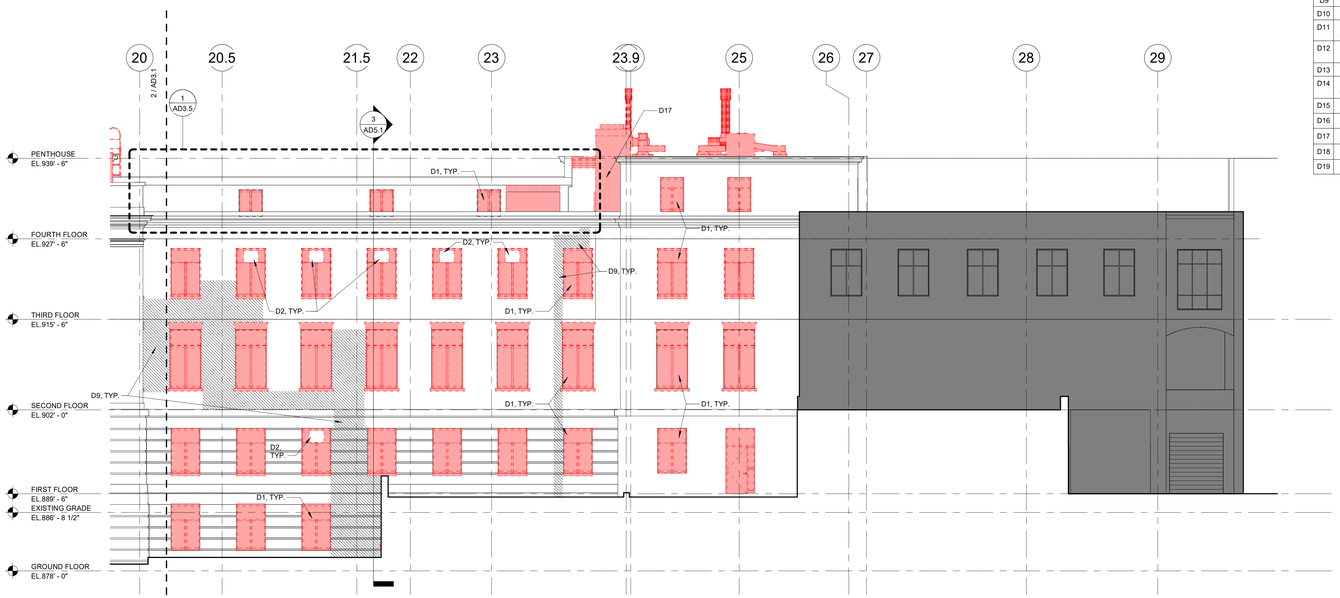

2 NORTH WING SOUTH DEMOLITION ELEVATION - PHASE 2
1/8" = 1'-0"

1 NORTH WING NORTH DEMOLITION ELEVATION - PHASE 2
1/8" = 1'-0"

RENOVATE PLANT SCIENCE BUILDING - PHASE 2

SUCF Project No. 161026-00

236 Tower Road
Ithaca, NY 14853

Cornell CALS College of Agriculture and Life Sciences

SUNY State University Construction Fund

Ellenzweig Architecture | Planning	230 Congress Street Boston, MA 02110 T 617 491-5575
Ryan Biggs Clark Davis Structural Engineers	257 Ushers Road Clifton Park, NY 12065 T 518 406-5506
Salas O'Brien Consulting & Engineering Group of NY, Inc. Mechanical Engineers	300 Trolley Blvd. Rochester, NY 14606 T 585 288-5590
Jade Stone Engineering Electrical Engineers	444 Vanduzee St. Watertown, NY 13601 T 315 836 4062
Watson Engineering Plumbing	4500 State Route 434 Apalachin, NY 13732 T 607 223-4334
DM Engineers Fire Protection Engineers	1007 Yonkers Ave Yonkers, NY 10704 T 929 333-2339
Bell & Spina Building Envelope	215 Wyoming Street S Syracuse, NY 13204 T 315 488-0377
Environ. Design & Research Historic Preservation, Landscape, Civil Engineering	217 Montgomery St, Suite 1000 Syracuse, NY 13202 T 315 471-0688
Schuler Shook Lighting Design	240 W 40th Street, 2nd Floor New York, NY 10018 T 212 439-5650
D2D Green Design Sustainability PH2	10 Hallenbeck Hill East Greenbush, NY 12061 T 518 729-2967
Shen Milsom & Wilke Acoustics, IT, AV, Security	417 Fifth Avenue New York, NY 10016 T 212 725-6800
Watts Architects & Engineers Asbestos, Haz Mat	95 Perry Street, Suite 300 Buffalo, NY 14203 T 716 206-5122
Hastings Consulting Building Code	142 Hanlon Rd Holliston, MA 01746 T 508 397-8417
Ellana Cost Consulting	32 Broadway, Suite 801 New York, NY 10004 T 212971-0936

Notes:

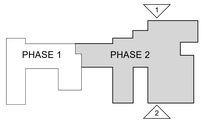

Keyplan

Job Number 31909.00
Drawing By TJG
Checked By DKA
Filename
Date August 31, 2026

Revisions

NORTH WING NORTH AND SOUTH DEMOLITION ELEVATIONS - PHASE 2

REGISTERED ARCHITECT DOUGLAS K. ARCHER 026649 STATE OF NEW YORK

REGISTRATION EXPIRES: 08/31/2028

BID DOCUMENTS
Scale: As indicated

AD3.3

2024 Ellenzweig ©

8/27/2026 4:56:29 PM

Autodesk Docs://31909 SUCF Cornell Plant Sciences/31909_Cornell PSB_Arch_R23.rvt

GENERAL ELEVATION REMOVAL NOTES
(APPLIES TO ALL EXTERIOR ELEVATION REMOVAL SHEETS):

GENERAL ELEVATION REMOVAL NOTES (APPLIES TO ALL EXTERIOR ELEVATION REMOVAL SHEETS):
1. TYPICAL, REMOVE ELEMENTS COMPLETELY INCLUDING ACCESSORY MATERIALS, ANCHORS, CLIPS, SEALANTS.
2. COORDINATE REMOVALS WITH HAZARDOUS MATERIAL H-SERIES DRAWINGS AND SPECIFICATIONS.
3. PROTECT EXISTING ELEMENTS TO REMAIN DURING THE WORK.
4. SEQUENCE REMOVALS WITH INSTALLATION OF TEMPORARY AND PERMANENT WORK AS REQUIRED TO MAINTAIN WEATHER TIGHTNESS OF EXISTING BUILDING
5. EXTENT OF IVY REMOVALS IS BASED OFF OF SURVEY FROM OCTOBER 2022

DEMOLITION ELEVATION KEYNOTES	
D1	REMOVE EXISTING WINDOW & FRAME
D2	REMOVE EXISTING A/C UNIT AND STEEL SUPPORT BAR AND ANCHORS, TYPICAL
D3	REMOVE EXISTING STEEL LINTEL
D4	REMOVE EXISTING ABANDONED MASONRY CHIMNEY
D5	REMOVE EXISTING SKYLIGHT
D6	REMOVE EXISTING STEEL BARSTOCK
D7	REMOVE EXISTING LOUVER
D8	REMOVE EXISTING STONE SILL
D9	REMOVE EXISTING VINES
D10	REMOVE EXISTING DOOR & FRAME
D11	REMOVE SECTION OF EXISTING BRICK, SEE SHEET A6.1 AND STRUCTURAL DRAWINGS
D12	REMOVE ALL WIRED GLASS AND SELECT METAL PANELS FROM ORIGINAL METAL STOREFRONT
D13	REMOVE LITE FROM ALUMINUM WINDOW
D14	REMOVE CORROSION AND LOOSE COATING AT BOTH SIDES OF METAL STOREFRONT AND AT METAL PANELS TO REMAIN.
D15	REMOVE EXISTING LIGHT FIXTURE, BRACKET AND ANCHORS
D16	REMOVE AND REINSTALL TRELLIS
D17	REMOVE MASONRY CHIMNEY
D18	REMOVE AND REINSTALL CANOPY
D19	REMOVE AND REINSTALL LATTICE

HATCH REMOVAL LEGEND	
	IVY REMOVAL
	EXISTING N.I.C.
	EXISTING BRICK MASONRY (RUNNING AND FLEMISH BOND, TYP.)
	LIMESTONE OR GRANITE

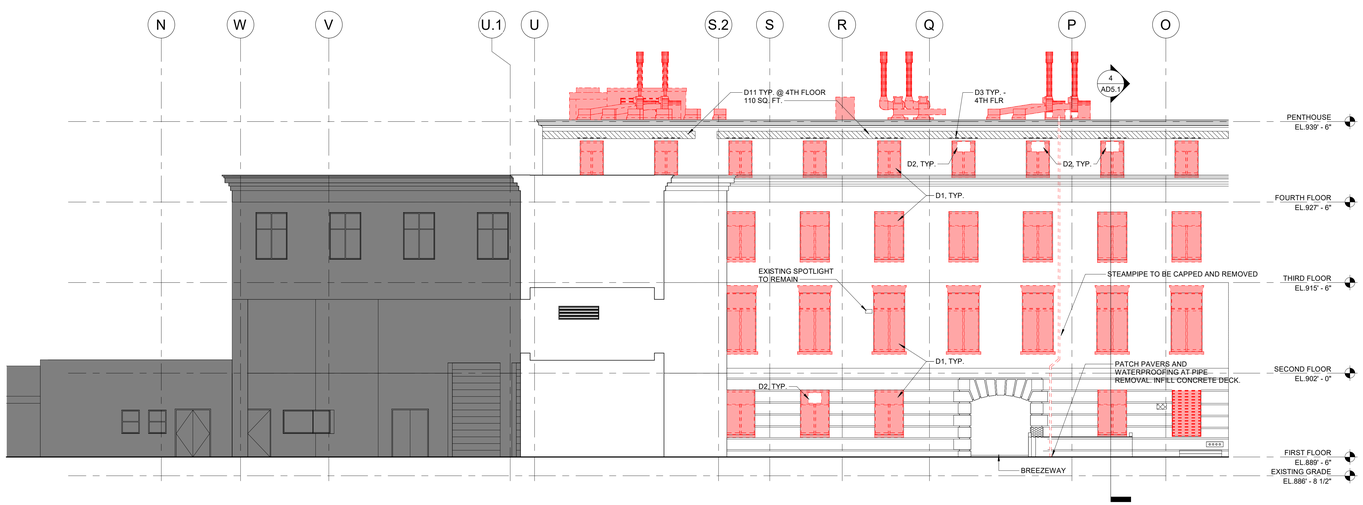

2 NORTH WING EAST DEMOLITION ELEVATION- PHASE 2
1/8" = 1'-0"

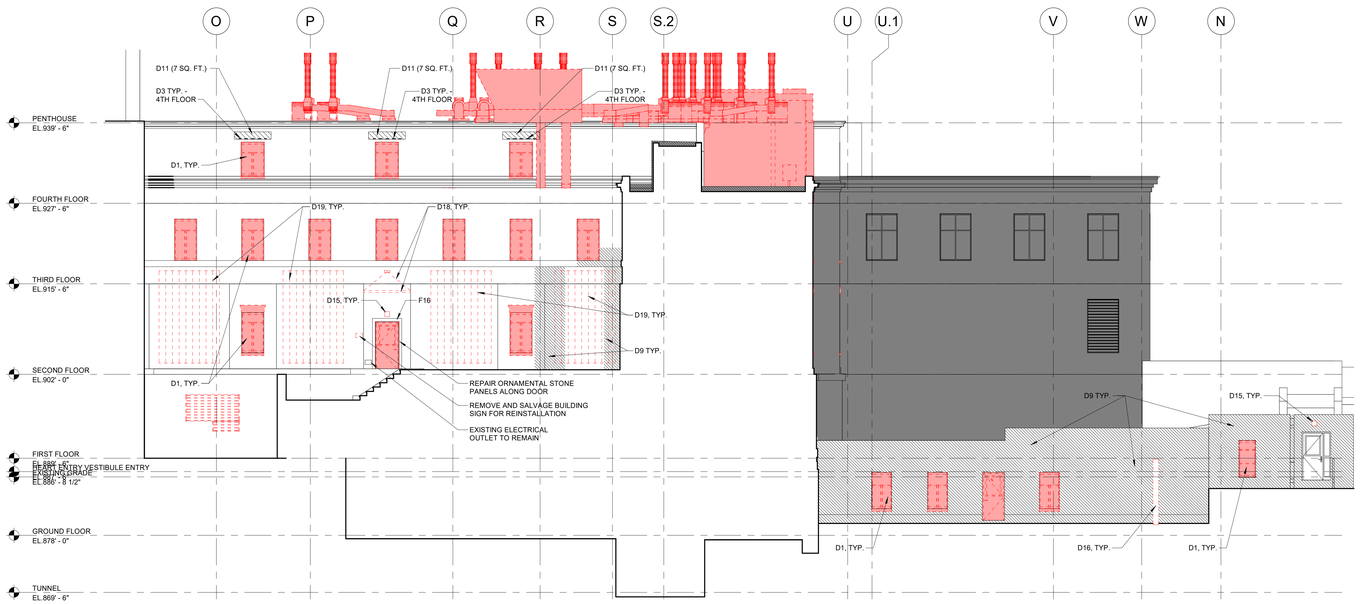

1 NORTH WING WEST DEMOLITION ELEVATION - PHASE 2
1/8" = 1'-0"

RENOVATE PLANT SCIENCE BUILDING - PHASE 2
SUCF Project No. 161026-00

236 Tower Road
Ithaca, NY 14853

Cornell CALS College of Agriculture and Life Sciences

SUNY State University Construction Fund

Ellenzweig Architecture | Planning	230 Congress Street Boston, MA 02110 T 617 491-5575
Ryan Biggs Clark Davis Structural Engineers	257 Ushers Road Clifton Park, NY 12065 T 518 406-5506
Salas O'Brien Consulting & Engineering Group of NY, Inc. Mechanical Engineers	300 Trolley Blvd. Rochester, NY 14606 T 585 288-5590
Jade Stone Engineering Electrical Engineers	444 Vanduzee St. Watertown, NY 13601 T 315 836 4062
Watson Engineering Plumbing	4500 State Route 434 Apalachin, NY 13732 T 607 223-4334
DM Engineers Fire Protection Engineers	1007 Yonkers Ave Yonkers, NY 10704 T 929 333-2339
Bell & Spina Building Envelope	215 Wyoming Street S Syracuse, NY 13204 T 315 488-0377
Environ. Design & Research Historic Preservation, Landscape, Civil Engineering	217 Montgomery St, Suite 1000 Syracuse, NY 13202 T 315 471-0688
Schuler Shook Lighting Design	240 W 40th Street, 2nd Floor New York, NY 10018 T 212 439-5650
D2D Green Design Sustainability PH2	10 Hallenbeck Hill East Greenbush, NY 12061 T 518 729-2967
Shen Milsom & Wilke Acoustics, IT, AV, Security	417 Fifth Avenue New York, NY 10016 T 212 725-6800
Watts Architects & Engineers Asbestos, Haz Mat	95 Perry Street, Suite 300 Buffalo, NY 14203 T 716 206-5122
Hastings Consulting Building Code	142 Hanlon Rd Holliston, MA 01746 T 508 397-8417
Ellana Cost Consulting	32 Broadway, Suite 801 New York, NY 10004 T 212971-0936

Notes:

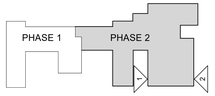

Keyplan

Job Number 31909.00
Drawing By TJG
Checked By DKA
Filename
Date August 31, 2026

Revisions

NORTH WING WEST AND EAST DEMOLITION ELEVATIONS - PHASE 2

REGISTERED ARCHITECT DOUGLAS K. ANDERSON 032659 STATE OF NEW YORK

REGISTRATION EXPIRES: 08/31/2028

BID DOCUMENTS
Scale: As indicated

AD3.4

2024 Ellenzweig ©

9/27/2026 4:58:32 PM

Autodesk Docs://31909 SUCF Cornell Plant Science/31909_Cornell PSB_Arch_R23.rvt

GENERAL ELEVATION REMOVAL NOTES
(APPLIES TO ALL EXTERIOR ELEVATION REMOVAL SHEETS):

GENERAL ELEVATION REMOVAL NOTES (APPLIES TO ALL EXTERIOR ELEVATION REMOVAL SHEETS):

1. TYPICAL, REMOVE ELEMENTS COMPLETELY INCLUDING ACCESSORY MATERIALS, ANCHORS, CLIPS, SEALANTS.
2. COORDINATE REMOVALS WITH HAZARDOUS MATERIAL H-SERIES DRAWINGS AND SPECIFICATIONS.
3. PROTECT EXISTING ELEMENTS TO REMAIN DURING THE WORK.
4. SEQUENCE REMOVALS WITH INSTALLATION OF TEMPORARY AND PERMANENT WORK AS REQUIRED TO MAINTAIN WEATHER TIGHTNESS OF EXISTING BUILDING
5. EXTENT OF IVY REMOVALS IS BASED OFF OF SURVEY FROM OCTOBER 2022

DEMOLITION ELEVATION KEYNOTES	
D1	REMOVE EXISTING WINDOW & FRAME
D2	REMOVE EXISTING A/C UNIT AND STEEL SUPPORT BAR AND ANCHORS, TYPICAL
D3	REMOVE EXISTING STEEL LINTEL
D4	REMOVE EXISTING ABANDONED MASONRY CHIMNEY
D5	REMOVE EXISTING SKYLIGHT
D6	REMOVE EXISTING STEEL BARSTOCK
D7	REMOVE EXISTING LOUVER
D8	REMOVE EXISTING STONE SILL
D9	REMOVE EXISTING VINES
D10	REMOVE EXISTING DOOR & FRAME
D11	REMOVE SECTION OF EXISTING BRICK, SEE SHEET A6.1 AND STRUCTURAL DRAWINGS
D12	REMOVE ALL WIRED GLASS AND SELECT METAL PANELS FROM ORIGINAL METAL STOREFRONT
D13	REMOVE LITE FROM ALUMINUM WINDOW
D14	REMOVE CORROSION AND LOOSE COATING AT BOTH SIDES OF METAL STOREFRONT AND AT METAL PANELS TO REMAIN.
D15	REMOVE EXISTING LIGHT FIXTURE, BRACKET AND ANCHORS
D16	REMOVE AND REINSTALL TRELLIS
D17	REMOVE MASONRY CHIMNEY
D18	REMOVE AND REINSTALL CANOPY
D19	REMOVE AND REINSTALL LATTICE

HATCH REMOVAL LEGEND	
	IVY REMOVAL
	EXISTING N.I.C.
	EXISTING BRICK MASONRY (RUNNING AND FLEMISH BOND, TYP.)
	LIMESTONE OR GRANITE

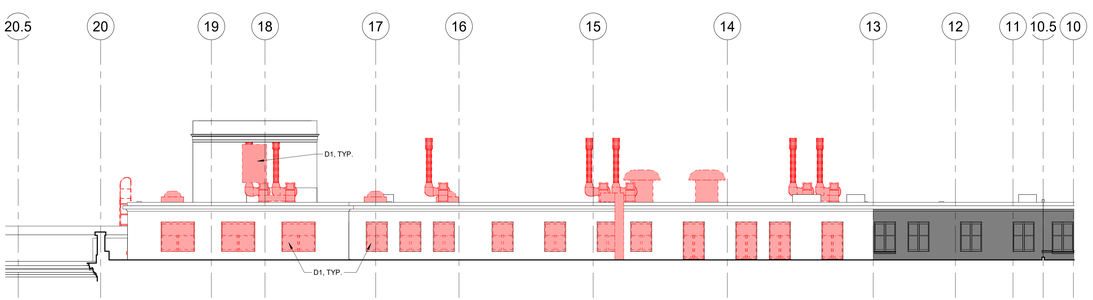

2 FOURTH FLOOR WINDOWS AT EAST WING - NORTH DEMOLITION ELEVATION
1/8" = 1'-0"

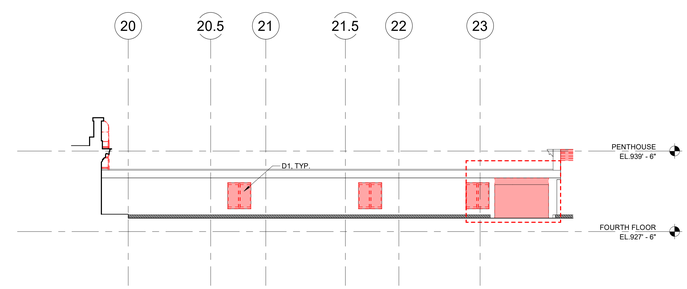

1 E WING SOUTH DEMOLITION ELEVATION
1/8" = 1'-0"

RENOVATE PLANT SCIENCE BUILDING - PHASE 2

SUCF Project No. 161026-00

236 Tower Road
Ithaca, NY 14853

Cornell CALS College of Agriculture and Life Sciences

SUNY State University Construction Fund

Ellenzweig Architecture | Planning	230 Congress Street Boston, MA 02110 T 617 491-5575
Ryan Biggs Clark Davis Structural Engineers	257 Ushers Road Clifton Park, NY 12065 T 518 406-5506
Salas O'Brien Consulting & Engineering Group of NY, Inc. Mechanical Engineers	300 Trolley Blvd. Rochester, NY 14606 T 585 288-5590
Jade Stone Engineering Electrical Engineers	444 Vanduzee St. Watertown, NY 13601 T 315 836 4062
Watson Engineering Plumbing	4500 State Route 434 Apalachin, NY 13732 T 607 223-4334
DM Engineers Fire Protection Engineers	1007 Yonkers Ave Yonkers, NY 10704 T 929 333-2339
Bell & Spina Building Envelope	215 Wyoming Street S Syracuse, NY 13204 T 315 488-0377
Environ. Design & Research Historic Preservation, Landscape, Civil Engineering	217 Montgomery St, Suite 1000 Syracuse, NY 13202 T 315 471-0688
Schuler Shook Lighting Design	240 W 40th Street, 2nd Floor New York, NY 10018 T 212 439-5650
D2D Green Design Sustainability PH2	10 Hallenbeck Hill East Greenbush, NY 12061 T 518 729-2967
Shen Milsom & Wilke Acoustics, IT, AV, Security	417 Fifth Avenue New York, NY 10016 T 212 725-6800
Watts Architects & Engineers Asbestos, Haz Mat	95 Perry Street, Suite 300 Buffalo, NY 14203 T 716 206-5122
Hastings Consulting Building Code	142 Hanlon Rd Holliston, MA 01746 T 508 397-8417
Ellana Cost Consulting	32 Broadway, Suite 801 New York, NY 10004 T 212971-0936

Notes:

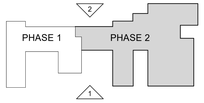

Keyplan

Job Number 31909.00
Drawing By TJG
Checked By DKA
Filename
Date August 31, 2026

Revisions

FOURTH FLOOR WINDOW DEMOLITION ELEVATIONS - PHASE 2

REGISTERED ARCHITECT DOUGLAS K. ELLENZWEIG 012489 STATE OF NEW YORK

REGISTRATION EXPIRES: 08/31/2028

BID DOCUMENTS
Scale: As indicated

AD3.5

2024 Ellenzweig ©

8/27/2026 4:58:35 PM

Autodesk Docs://31909 SUCF Cornell Plant Science/31909_Cornell PSB_Arch_R23.rvt

GENERAL ELEVATION REMOVAL NOTES
(APPLIES TO ALL EXTERIOR ELEVATION REMOVAL SHEETS):

GENERAL ELEVATION REMOVAL NOTES (APPLIES TO ALL EXTERIOR ELEVATION REMOVAL SHEETS):
1. TYPICAL, REMOVE ELEMENTS COMPLETELY INCLUDING ACCESSORY MATERIALS, ANCHORS, CLIPS, SEALANTS.
2. COORDINATE REMOVALS WITH HAZARDOUS MATERIAL HI-SERIES DRAWINGS AND SPECIFICATIONS.
3. PROTECT EXISTING ELEMENTS TO REMAIN DURING THE WORK.
4. SEQUENCE REMOVALS WITH INSTALLATION OF TEMPORARY AND PERMANENT WORK AS REQUIRED TO MAINTAIN WEATHER TIGHTNESS OF EXISTING BUILDING
5. EXTENT OF IVY REMOVALS IS BASED OFF OF SURVEY FROM OCTOBER 2022

DEMOLITION ELEVATION KEYNOTES	
D1	REMOVE EXISTING WINDOW & FRAME
D2	REMOVE EXISTING A/C UNIT AND STEEL SUPPORT BAR AND ANCHORS. TYPICAL
D3	REMOVE EXISTING STEEL LINTEL
D4	REMOVE EXISTING ABANDONED MASONRY CHIMNEY
D5	REMOVE EXISTING SKYLIGHT
D6	REMOVE EXISTING STEEL BARSTOCK
D7	REMOVE EXISTING LOUVER
D8	REMOVE EXISTING STONE SILL
D9	REMOVE EXISTING VINES
D10	REMOVE EXISTING DOOR & FRAME
D11	REMOVE SECTION OF EXISTING BRICK, SEE SHEET A6.1 AND STRUCTURAL DRAWINGS
D12	REMOVE ALL WIRED GLASS AND SELECT METAL PANELS FROM ORIGINAL METAL STOREFRONT
D13	REMOVE LITE FROM ALUMINUM WINDOW
D14	REMOVE CORROSION AND LOOSE COATING AT BOTH SIDES OF METAL STOREFRONT AND AT METAL PANELS TO REMAIN.
D15	REMOVE EXISTING LIGHT FIXTURE, BRACKET AND ANCHORS
D16	REMOVE AND REINSTALL TRELLIS
D17	REMOVE MASONRY CHIMNEY
D18	REMOVE AND REINSTALL CANOPY
D19	REMOVE AND REINSTALL LATTICE

HATCH REMOVAL LEGEND	
	IVY REMOVAL
	EXISTING N.I.C.
	EXISTING BRICK MASONRY (RUNNING AND FLEMISH BOND, TYP.)
	LIMESTONE OR GRANITE

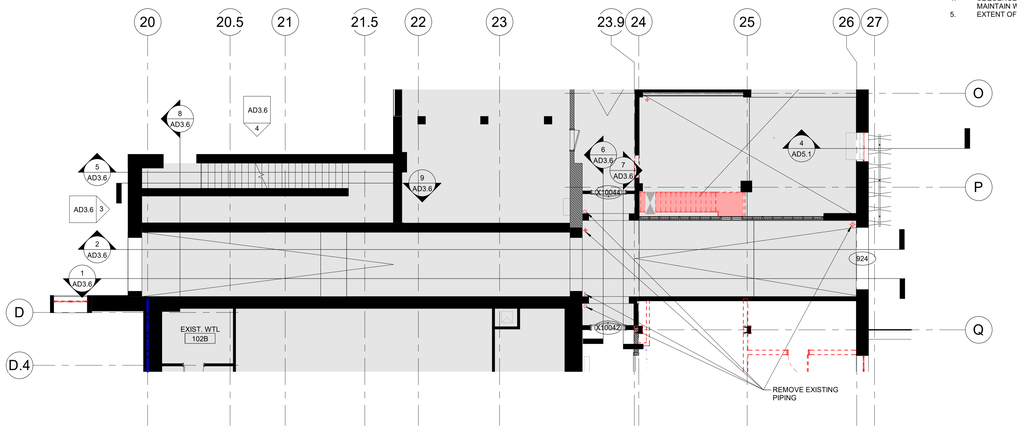

10 TERRACE AND BREEZEWAY DEMOLITION KEYPLAN
1/8" = 1'-0"

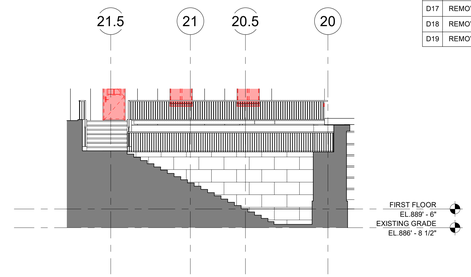

9 NORTH TERRACE STAIR DEMOLITION SOUTH ELEVATION
1/8" = 1'-0"

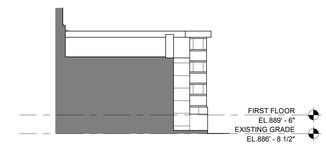

8 NORTH TERRACE STAIR DEMOLITION WEST ELEVATION
1/8" = 1'-0"

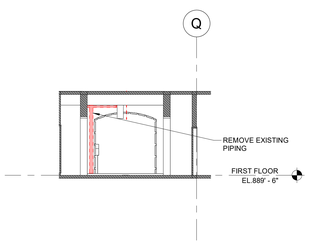

7 BREEZEWAY DEMOLITION EAST ELEVATION
1/8" = 1'-0"

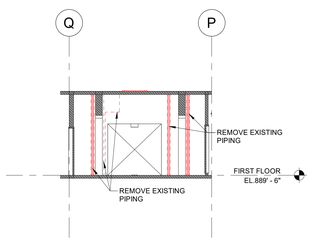

6 BREEZEWAY DEMOLITION WEST ELEVATION
1/8" = 1'-0"

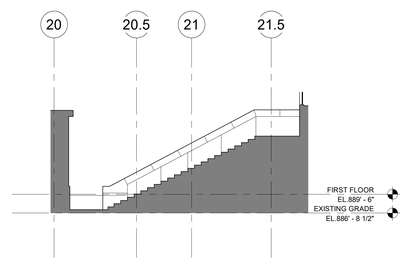

5 NORTH TERRACE STAIR DEMOLITION NORTH ELEVATION
1/8" = 1'-0"

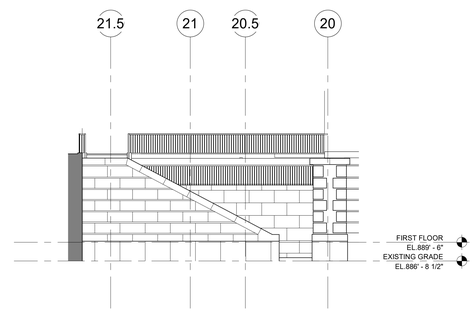

4 GARDEN TERRACE EXTERIOR - DEMOLITION NORTH ELEVATION
1/8" = 1'-0"

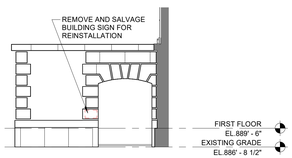

3 GARDEN TERRACE EXTERIOR - DEMOLITION WEST ELEVATION
1/8" = 1'-0"

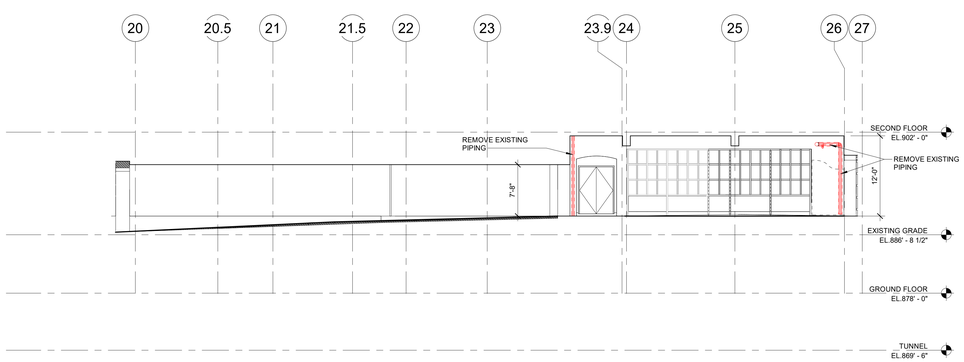

2 BREEZEWAY DEMOLITION NORTH ELEVATION
1/8" = 1'-0"

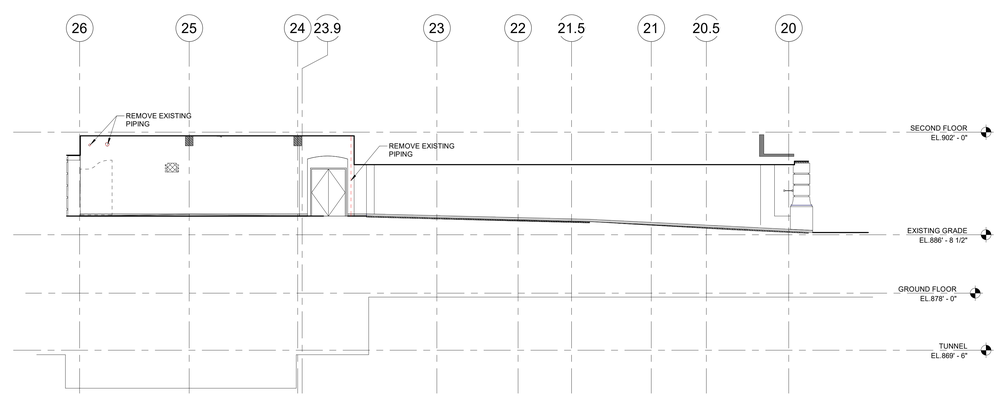

1 BREEZEWAY DEMOLITION SOUTH ELEVATION
1/8" = 1'-0"

RENOVATE PLANT SCIENCE BUILDING - PHASE 2
SUCF Project No. 161026-00

236 Tower Road
Ithaca, NY 14853

Cornell CALS College of Agriculture and Life Sciences
SUNY State University Construction Fund

Ellenzweig Architecture | Planning	230 Congress Street Boston, MA 02110 T 617 491-5575
Ryan Biggs Clark Davis Structural Engineers	257 Ushers Road Clifton Park, NY 12065 T 518 406-5506
Salas O'Brien Consulting & Engineering Group of NY, Inc. Mechanical Engineers	300 Trolley Blvd. Rochester, NY 14606 T 585 288-5590
Jade Stone Engineering Electrical Engineers	444 Vanduzee St. Watertown, NY 13601 T 315 836 4062
Watson Engineering Plumbing	4500 State Route 434 Apalachin, NY 13732 T 607 223-4334
DM Engineers Fire Protection Engineers	1007 Yonkers Ave Yonkers, NY 10704 T 929 333-2339
Bell & Spina Building Envelope	215 Wyoming Street S Syracuse, NY 13204 T 315 488-0377
Environ. Design & Research Historic Preservation, Landscape, Civil Engineering	217 Montgomery St, Suite 1000 Syracuse, NY 13202 T 315 471-0688
Schuler Shook Lighting Design	240 W 40th Street, 2nd Floor New York, NY 10018 T 212 439-5650
D2D Green Design Sustainability PH2	10 Hallenbeck Hill East Greenbush, NY 12061 T 518 729-2967
Shen Milsom & Wilke Acoustics, IT, AV, Security	417 Fifth Avenue New York, NY 10016 T 212 725-6800
Watts Architects & Engineers Asbestos, Haz Mat	95 Perry Street, Suite 300 Buffalo, NY 14203 T 716 206-5122
Hastings Consulting Building Code	142 Hanlon Rd Holliston, MA 01746 T 508 397-8417
Ellana Cost Consulting	32 Broadway, Suite 801 New York, NY 10004 T 212971-0936

Notes:

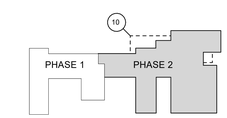

Keyplan

Job Number 31909.00
Drawing By TJG
Checked By DKA
Filename
Date August 31, 2026

Revisions

GARDEN TERRACE EXTERIOR DEMOLITION ELEVATIONS - PHASE 2

REGISTERED ARCHITECT DOUGLAS K. ANDERSON 032659 STATE OF NEW YORK
REGISTRATION EXPIRES: 08/31/2028

BID DOCUMENTS
Scale: As indicated

AD3.6

2024 Ellenzweig ©

9/17/2026 10:44:51 AM
Autodesk Docs://31909 SUCF Cornell Plant Science/31909_Cornell PSB_Arch_R23.rvt

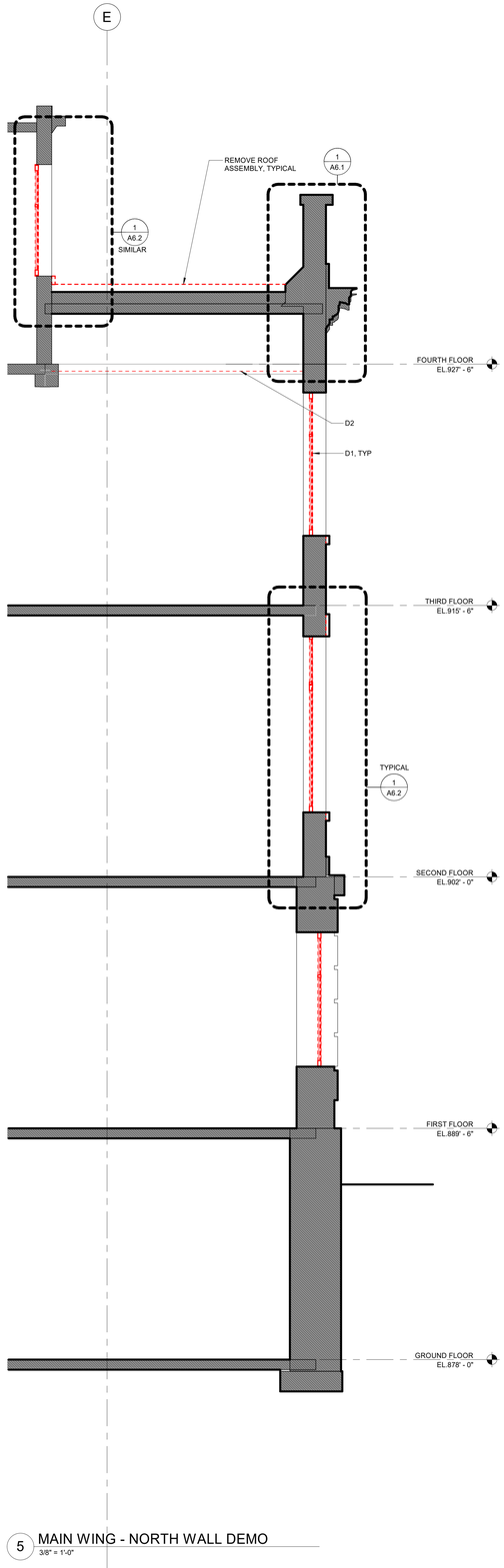

5 MAIN WING - NORTH WALL DEMO
3/8" = 1'-0"

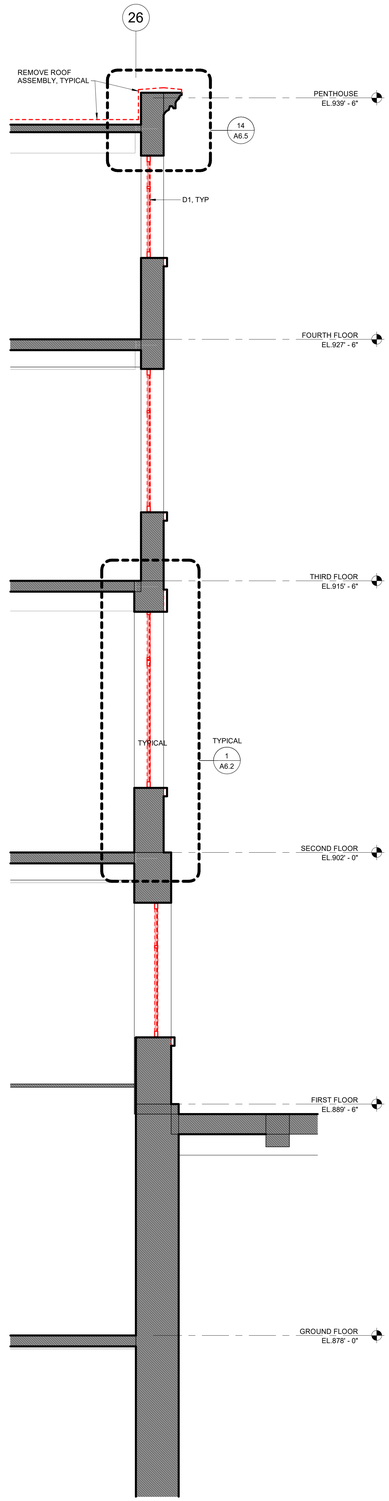

4 HERBARIUM WING - EAST WALL DEMO
3/8" = 1'-0"

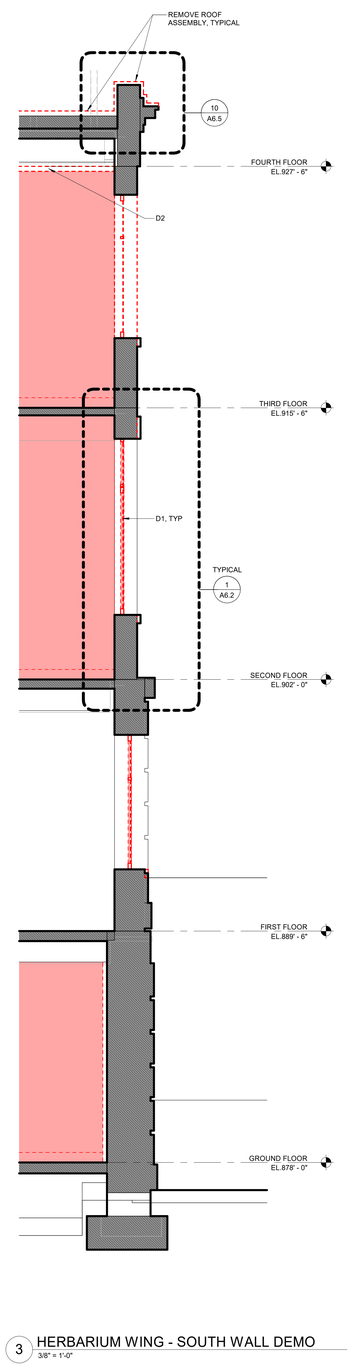

3 HERBARIUM WING - SOUTH WALL DEMO
3/8" = 1'-0"

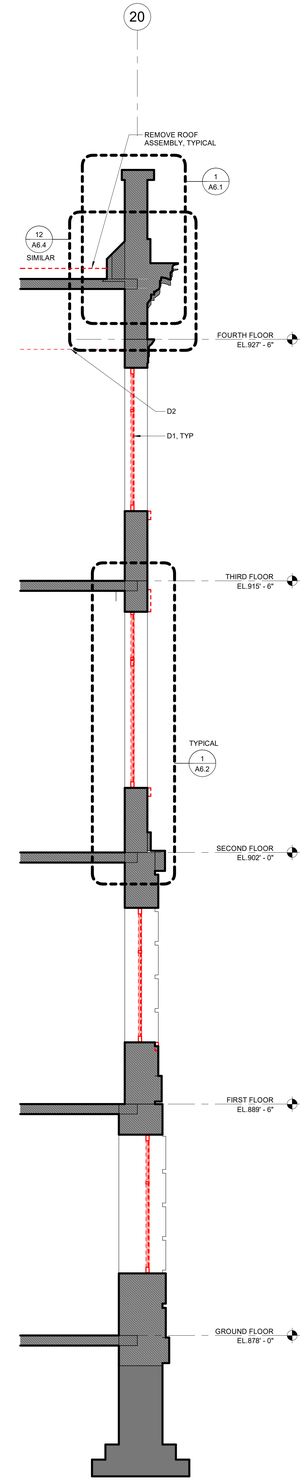

2 EAST WING - EAST WALL DEMO
3/8" = 1'-0"

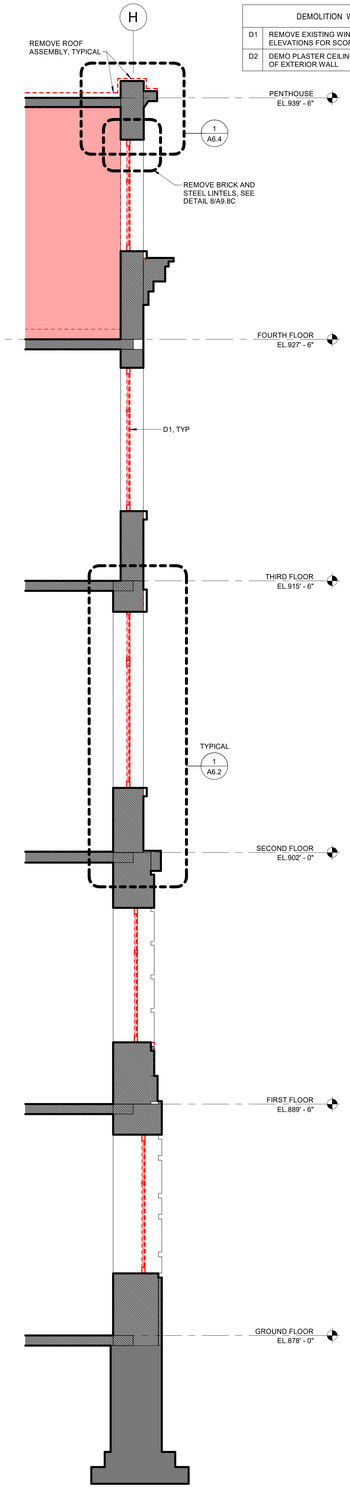

1 MAIN WING - SOUTH WALL DEMO
3/8" = 1'-0"

DEMOLITION WALL SECTION KEYNOTES	
D1	REMOVE EXISTING WINDOW & FRAME. REFER TO DEMO ELEVATIONS FOR SCOPE OF WORK.
D2	DEMO PLASTER CEILING AND PARGE EXPOSED FACE OF EXTERIOR WALL

RENOVATE PLANT SCIENCE BUILDING - PHASE 2
SUCF Project No. 161026-00

236 Tower Road
Ithaca, NY 14853

Cornell CALS College of Agriculture and Life Sciences

SUNY State University Construction Fund

Ellenzweig Architecture | Planning	230 Congress Street Boston, MA 02110 T 617 491-5575
Ryan Biggs Clark Davis Structural Engineers	257 Ushers Road Clifton Park, NY 12065 T 518 406-5506
Salas O'Brien Consulting & Engineering Group of NY, Inc. Mechanical Engineers	300 Trolley Blvd. Rochester, NY 14606 T 585 288-5590
Jade Stone Engineering Electrical Engineers	444 Vanduzee St. Watertown, NY 13601 T 315 836 4062
Watson Engineering Plumbing	4500 State Route 434 Apalachin, NY 13732 T 607 223-4334
DM Engineers Fire Protection Engineers	1007 Yonkers Ave Yonkers, NY 10704 T 929 333-2339
Bell & Spina Building Envelope	215 Wyoming Street S Syracuse, NY 13204 T 315 488-0377
Environ. Design & Research Historic Preservation, Landscape, Civil Engineering	217 Montgomery St, Suite 1000 Syracuse, NY 13202 T 315 471-0688
Schuler Shook Lighting Design	240 W 40th Street, 2nd Floor New York, NY 10018 T 212 439-5650
D2D Green Design Sustainability PH2	10 Hallenbeck Hill East Greenbush, NY 12061 T 518 729-2967
Shen Milsom & Wilke Acoustics, IT, AV, Security	417 Fifth Avenue New York, NY 10016 T 212 725-6800
Watts Architects & Engineers Asbestos, Haz Mat	95 Perry Street, Suite 300 Buffalo, NY 14203 T 716 206-5122
Hastings Consulting Building Code	142 Hanlon Rd Holliston, MA 01746 T 508 397-8417
Ellana Cost Consulting	32 Broadway, Suite 801 New York, NY 10004 T 212971-0936

Notes:

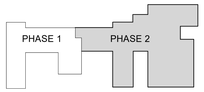

Keyplan

Job Number 31909.00
Drawing By TJG
Checked By DKA
Filename
Date August 31, 2026

Revisions

DEMOLITION WALL SECTIONS

REGISTERED ARCHITECT DOUGLAS K. ANDERSON 032659 STATE OF NEW YORK
REGISTRATION EXPIRES: 08/31/2028

BID DOCUMENTS
Scale: As indicated

AD5.1

2024 Ellenzweig ©

8/27/2026 4:58:48 PM

Autodesk Docs://31909 SUCF Cornell Plant Science/31909_Cornell PSB_Arch_R23.rvt

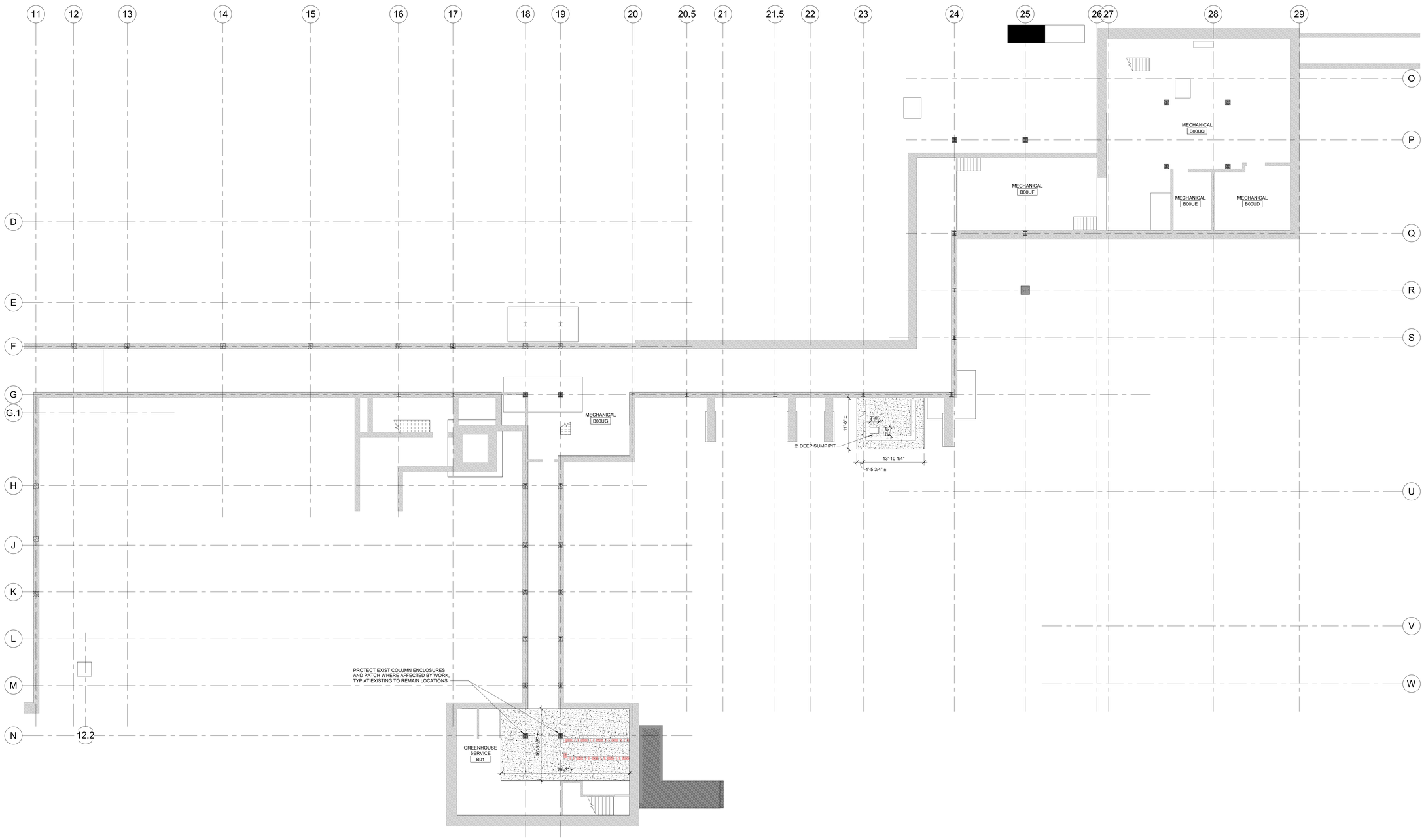

1 TUNNEL - CONC. WORK - PHASE 2
1/8" = 1'-0"

10/8/2026 8:42:33 PM

Autodesk Docs://31909 SUCF Cornell Plant Sciences/31909_Cornell PSB_Arch_R23.rvt

RENOVATE PLANT SCIENCE
BUILDING - PHASE 2

SUCF Project No. 161026-00

236 Tower Road
Ithaca, NY 14853

Cornell CALS College of Agriculture and Life Sciences

SUNY State University Construction Fund

Ellenzweig Architecture | Planning	230 Congress Street Boston, MA 02110 T 617 491-5575
Ryan Biggs Clark Davis Structural Engineers	257 Ushers Road Clifton Park, NY 12065 T 518 406-5506
Salas O'Brien Consulting & Engineering Group of NY, Inc. Mechanical Engineers	300 Trolley Blvd. Rochester, NY 14606 T 585 288-5590
Jade Stone Engineering Electrical Engineers	444 Vanduzee St. Watertown, NY 13601 T 315 836 4062
Watson Engineering Plumbing	4500 State Route 434 Apalachin, NY 13732 T 607 223-4334
DM Engineers Fire Protection Engineers	1007 Yonkers Ave Yonkers, NY 10704 T 929 333-2339
Bell & Spina Building Envelope	215 Wyoming Street S Syracuse, NY 13204 T 315 488-0377
Environ. Design & Research Historic Preservation, Landscape, Civil Engineering	217 Montgomery St, Suite 1000 Syracuse, NY 13202 T 315 471-0688
Schuler Shook Lighting Design	240 W 40th Street, 2nd Floor New York, NY 10018 T 212 439-5650
D2D Green Design Sustainability PH2	10 Hallenbeck Hill East Greenbush, NY 12061 T 518 729-2967
Shen Milsom & Wilke Acoustics, IT, AV, Security	417 Fifth Avenue New York, NY 10016 T 212 725-6800
Watts Architects & Engineers Asbestos, Haz Mat	95 Perry Street, Suite 300 Buffalo, NY 14203 T 716 206-5122
Hastings Consulting Building Code	142 Hanlon Rd Holliston, MA 01746 T 508 397-8417
Ellana Cost Consulting	32 Broadway, Suite 801 New York, NY 10004 T 212971-0936

Notes:

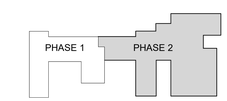

Keyplan

Job Number	31909.00
Drawing By	AT
Checked By	SC
Filename	
Date	August 31, 2026

Revisions

TUNNEL - CONC. WORK - PHASE 2

REGISTERED ARCHITECT
VINCENT J. SCARANO JR.
STATE OF NEW YORK

BID DOCUMENTS
Scale: 1/8" = 1'-0"

A0.U

2024 Ellenzweig ©

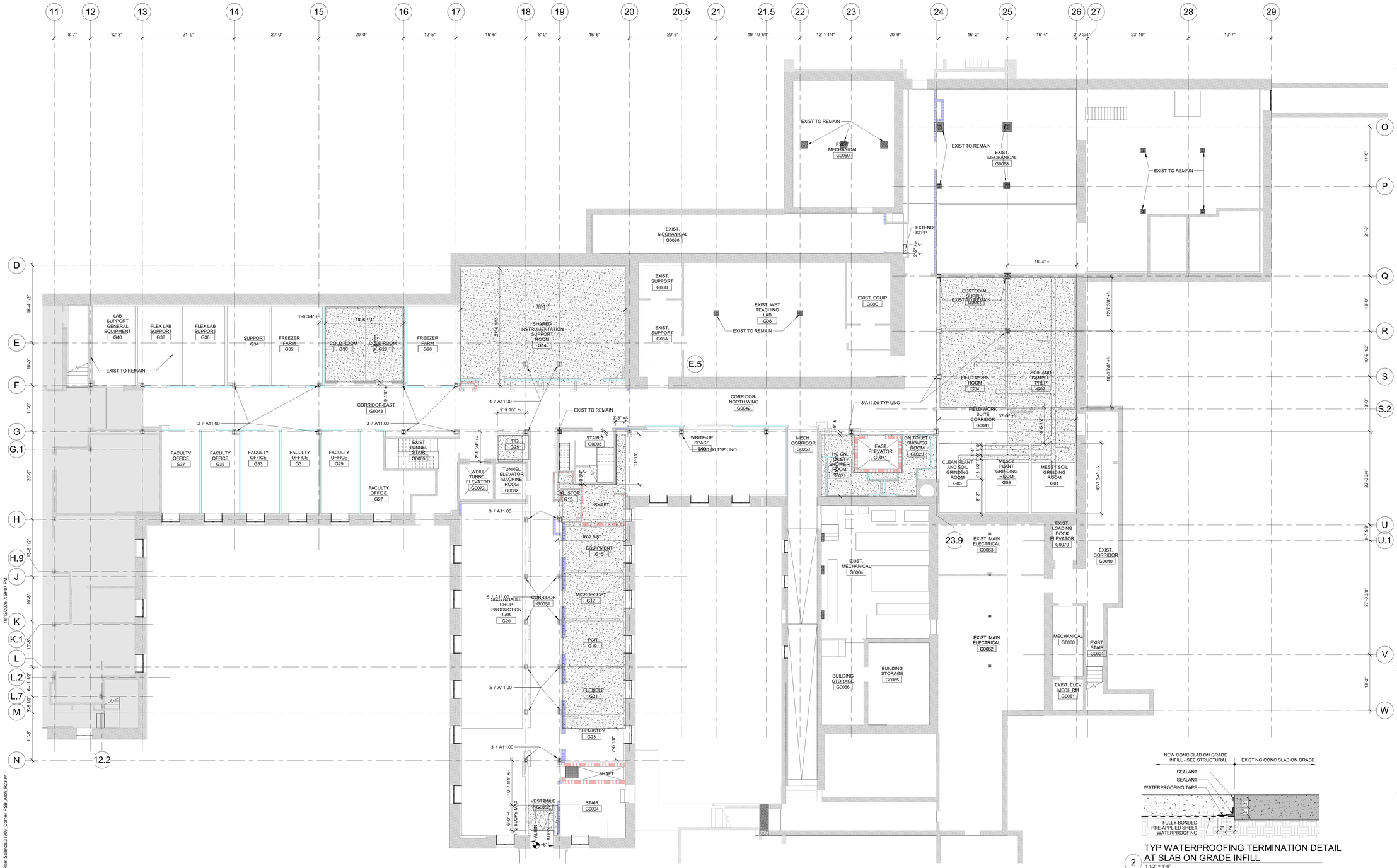

1 GROUND FLOOR - COLUMN ENCL CONC. WORK - PHASE 2
1/8" = 1'-0"

2 TYP WATERPROOFING TERMINATION DETAIL AT SLAB ON GRADE INFILL
1 1/2" = 1'-0"

RENOVATE PLANT SCIENCE BUILDING - PHASE 2
SUCF Project No. 161026-00
236 Tower Road
Ithaca, NY 14853

Cornell CALS College of Agriculture and Life Sciences
SUNY State University Construction Fund

Ellenzweig Architecture | Planning	230 Congress Street Boston, MA 02110 T 617 491-5575
Ryan Biggs Clark Davis Structural Engineers	257 Ushers Road Clifton Park, NY 12065 T 518 406-5506
Salas O'Brien Consulting & Engineering Group of NY, Inc. Mechanical Engineers	300 Trolley Blvd. Rochester, NY 14606 T 585 288-5590
Jade Stone Engineering Electrical Engineers	444 Vanduzee St. Watertown, NY 13601 T 315 836 4062
Watson Engineering Plumbing	4500 State Route 434 Apalachin, NY 13732 T 607 223-4334
DM Engineers Fire Protection Engineers	1007 Yonkers Ave Yonkers, NY 10704 T 929 333-2339
Bell & Spina Building Envelope	215 Wyoming Street S Syracuse, NY 13204 T 315 488-0377
Environ. Design & Research Historic Preservation, Landscape, Civil Engineering	217 Montgomery St, Suite 1000 Syracuse, NY 13202 T 315 471-0688
Schuler Shook Lighting Design	240 W 40th Street, 2nd Floor New York, NY 10018 T 212 439-5650
D2D Green Design Sustainability PH2	10 Hallenbeck Hill East Greenbush, NY 12061 T 518 729-2967
Shen Milsom & Wilke Acoustics, IT, AV, Security	417 Fifth Avenue New York, NY 10016 T 212 725-6800
Watts Architects & Engineers Asbestos, Haz Mat	95 Perry Street, Suite 300 Buffalo, NY 14203 T 716 206-5122
Hastings Consulting Building Code	142 Hanlon Rd Holliston, MA 01746 T 508 397-8417
Ellana Cost Consulting	32 Broadway, Suite 801 New York, NY 10004 T 212971-0936

Notes:

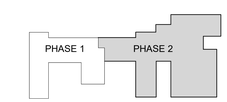

Keyplan

Job Number 31909.00
Drawing By Author
Checked By Checker
Filename
Date August 31, 2026

Revisions

GROUND FLOOR COL. ENCLOSURES AND CONC. WORK - PHASE 2

REGISTERED ARCHITECT JAMES ROBERT BIGGS 022991-1 STATE OF NEW YORK

BID DOCUMENTS
Scale: As indicated

A0.0

2024 Ellenzweig ©

Autodesk Docs://31909 SUCF Cornell Plant Science/31909_Cornell PSB_Arch_R23.rvt
10/13/2026 7:59:07 PM

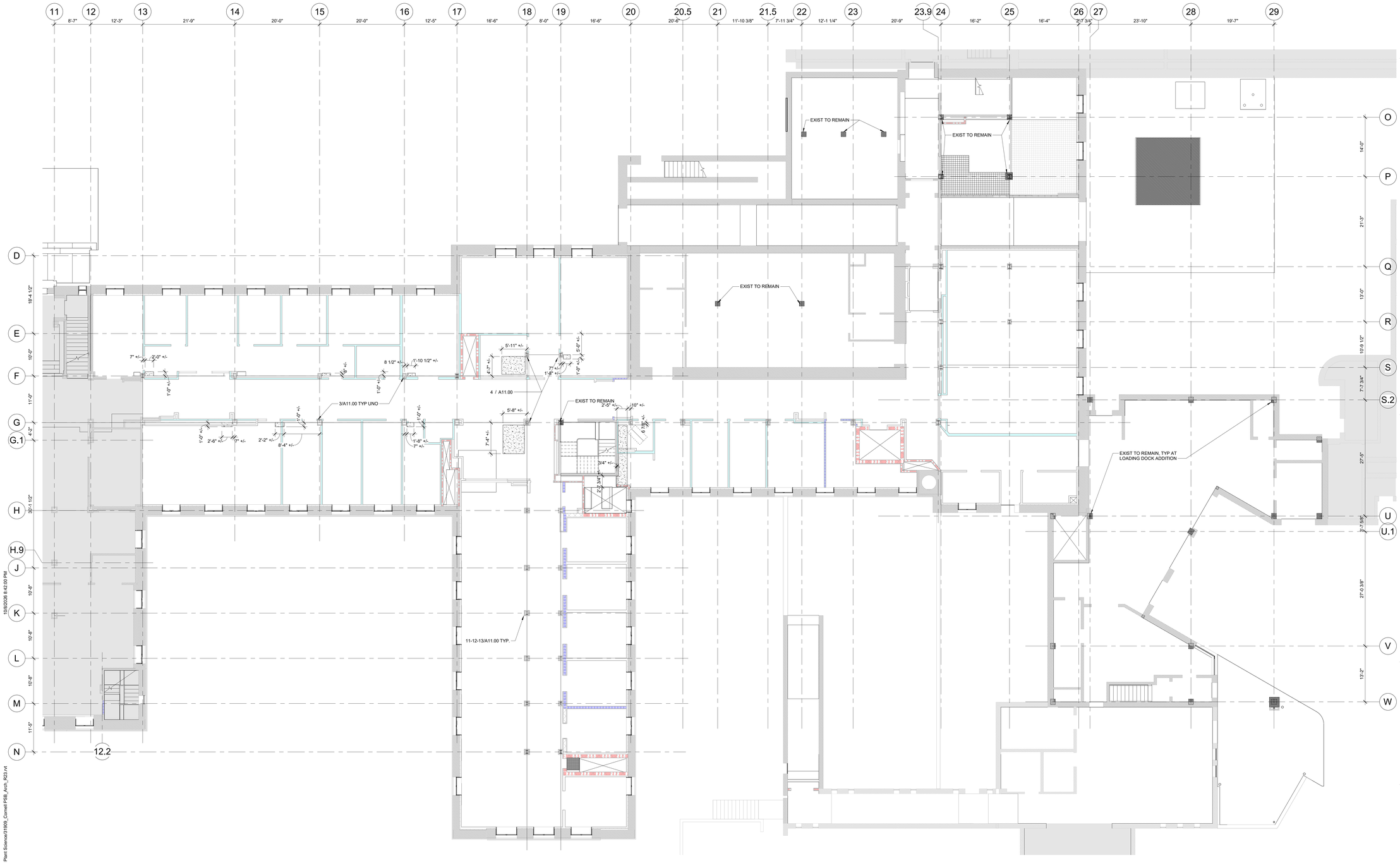

1 FIRST FLOOR - COLUMN ENCL CONC. WORK - PHASE 2
1/8" = 1'-0"

RENOVATE PLANT SCIENCE BUILDING - PHASE 2
SUCF Project No. 161026-00
236 Tower Road
Ithaca, NY 14853

Cornell CALS College of Agriculture and Life Sciences
SUNY State University Construction Fund

Ellenzweig Architecture | Planning	230 Congress Street Boston, MA 02110 T 617 491-5575
Ryan Biggs Clark Davis Structural Engineers	257 Ushers Road Clifton Park, NY 12065 T 518 406-5506
Salas O'Brien Consulting & Engineering Group of NY, Inc. Mechanical Engineers	300 Trolley Blvd. Rochester, NY 14606 T 585 288-5590
Jade Stone Engineering Electrical Engineers	444 Vanduzee St. Watertown, NY 13601 T 315 836 4062
Watson Engineering Plumbing	4500 State Route 434 Apalachin, NY 13732 T 607 223-4334
DM Engineers Fire Protection Engineers	1007 Yonkers Ave Yonkers, NY 10704 T 929 333-2339
Bell & Spina Building Envelope	215 Wyoming Street S Syracuse, NY 13204 T 315 488-0377
Environ. Design & Research Historic Preservation, Landscape, Civil Engineering	217 Montgomery St, Suite 1000 Syracuse, NY 13202 T 315 471-0688
Schuler Shook Lighting Design	240 W 40th Street, 2nd Floor New York, NY 10018 T 212 439-5650
D2D Green Design Sustainability PH2	10 Hallenbeck Hill East Greenbush, NY 12061 T 518 729-2967
Shen Milsom & Wilke Acoustics, IT, AV, Security	417 Fifth Avenue New York, NY 10016 T 212 725-6800
Watts Architects & Engineers Asbestos, Haz Mat	95 Perry Street, Suite 300 Buffalo, NY 14203 T 716 206-5122
Hastings Consulting Building Code	142 Hanlon Rd Holliston, MA 01746 T 508 397-8417
Ellana Cost Consulting	32 Broadway, Suite 801 New York, NY 10004 T 212971-0936

Notes:

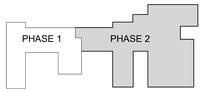

Keyplan

Job Number 31909.00
Drawing By Author
Checked By Checker
Filename
Date August 31, 2026

Revisions

FIRST FLOOR COL. ENCLOSURES AND CONC. WORK - PHASE 2

REGISTERED ARCHITECT ROBERT BIGGS 022991-1 STATE OF NEW YORK

BID DOCUMENTS
Scale: 1/8" = 1'-0"

A0.1

2024 Ellenzweig ©

Autodesk Docs://31909 SUCF Cornell Plant Science/31909_Cornell PSB_Arch_R23.rvt
8/30/2026 8:42:00 PM

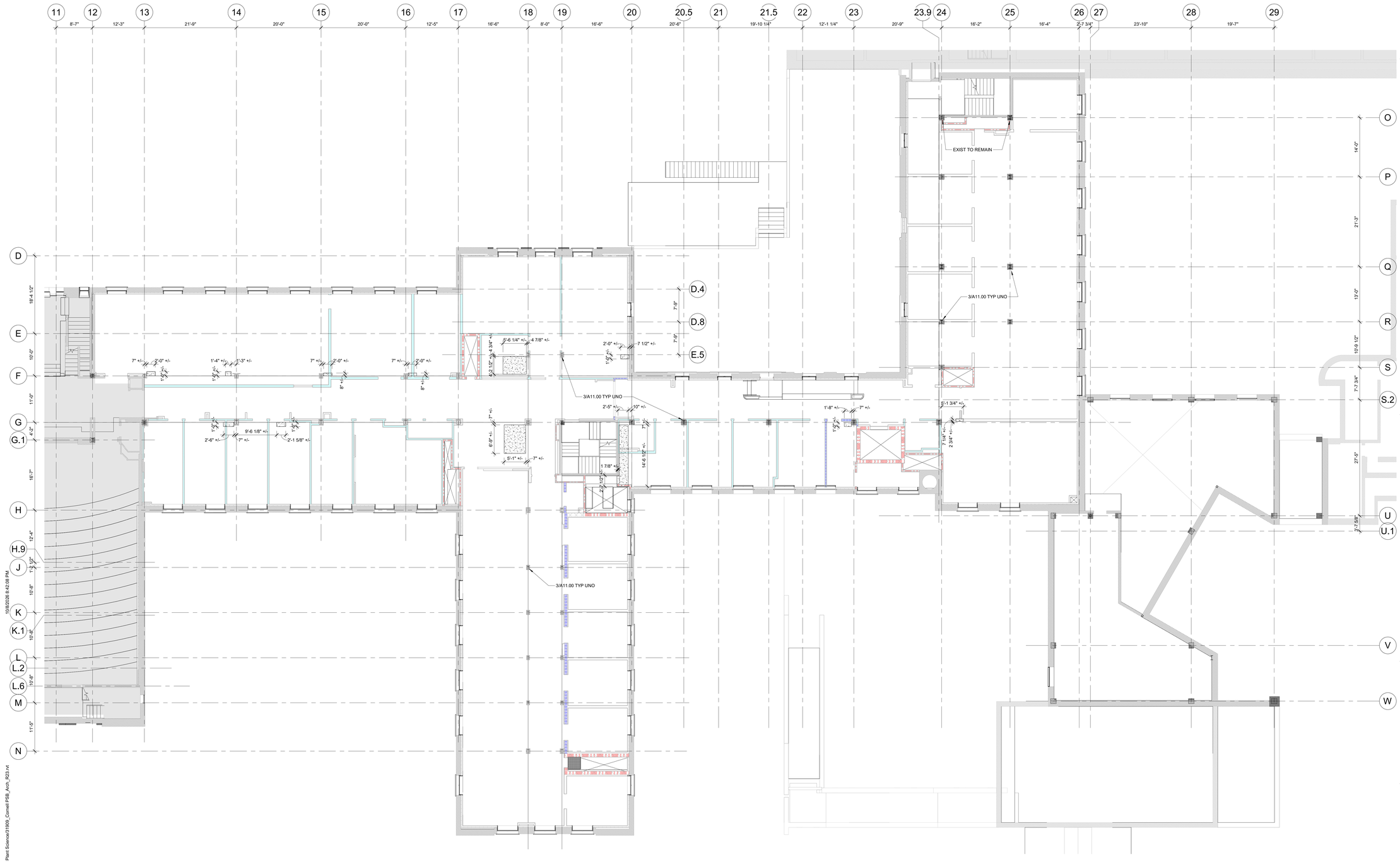

1 SECOND FLOOR - COLUMN ENCL CONC. WORK - PHASE 2
1/8" = 1'-0"

RENOVATE PLANT SCIENCE BUILDING - PHASE 2
SUCF Project No. 161026-00
236 Tower Road
Ithaca, NY 14853

Cornell CALS College of Agriculture and Life Sciences
SUNY State University Construction Fund

Ellenzweig Architecture | Planning	230 Congress Street Boston, MA 02110 T 617 491-5575
Ryan Biggs Clark Davis Structural Engineers	257 Ushers Road Clifton Park, NY 12065 T 518 406-5506
Salas O'Brien Consulting & Engineering Group of NY, Inc. Mechanical Engineers	300 Trolley Blvd. Rochester, NY 14606 T 585 288-5590
Jade Stone Engineering Electrical Engineers	444 Vanduzee St. Watertown, NY 13601 T 315 836 4062
Watson Engineering Plumbing	4500 State Route 434 Apalachin, NY 13732 T 607 223-4334
DM Engineers Fire Protection Engineers	1007 Yonkers Ave Yonkers, NY 10704 T 929 333-2339
Bell & Spina Building Envelope	215 Wyoming Street S Syracuse, NY 13204 T 315 488-0377
Environ. Design & Research Historic Preservation, Landscape, Civil Engineering	217 Montgomery St, Suite 1000 Syracuse, NY 13202 T 315 471-0688
Schuler Shook Lighting Design	240 W 40th Street, 2nd Floor New York, NY 10018 T 212 439-5650
D2D Green Design Sustainability PH2	10 Hallenbeck Hill East Greenbush, NY 12061 T 518 729-2967
Shen Milsom & Wilke Acoustics, IT, AV, Security	417 Fifth Avenue New York, NY 10016 T 212 725-6800
Watts Architects & Engineers Asbestos, Haz Mat	95 Perry Street, Suite 300 Buffalo, NY 14203 T 716 206-5122
Hastings Consulting Building Code	142 Hanlon Rd Holliston, MA 01746 T 508 397-8417
Ellana Cost Consulting	32 Broadway, Suite 801 New York, NY 10004 T 212971-0936

Notes:

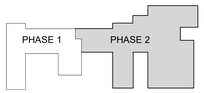

Keyplan

Job Number	31909.00
Drawing By	Author
Checked By	Checker
Filename	
Date	August 31, 2026

Revisions

SECOND FLOOR COL. ENCLOSURES AND CONC. WORK - PHASE 2

BID DOCUMENTS
Scale: 1/8" = 1'-0"

A0.2

2024 Ellenzweig ©

Autodesk Docs://31909 SUCF Cornell Plant Science/31909_Cornell PSB_Arch_R23.rvt
1/18/2026 8:42:08 PM

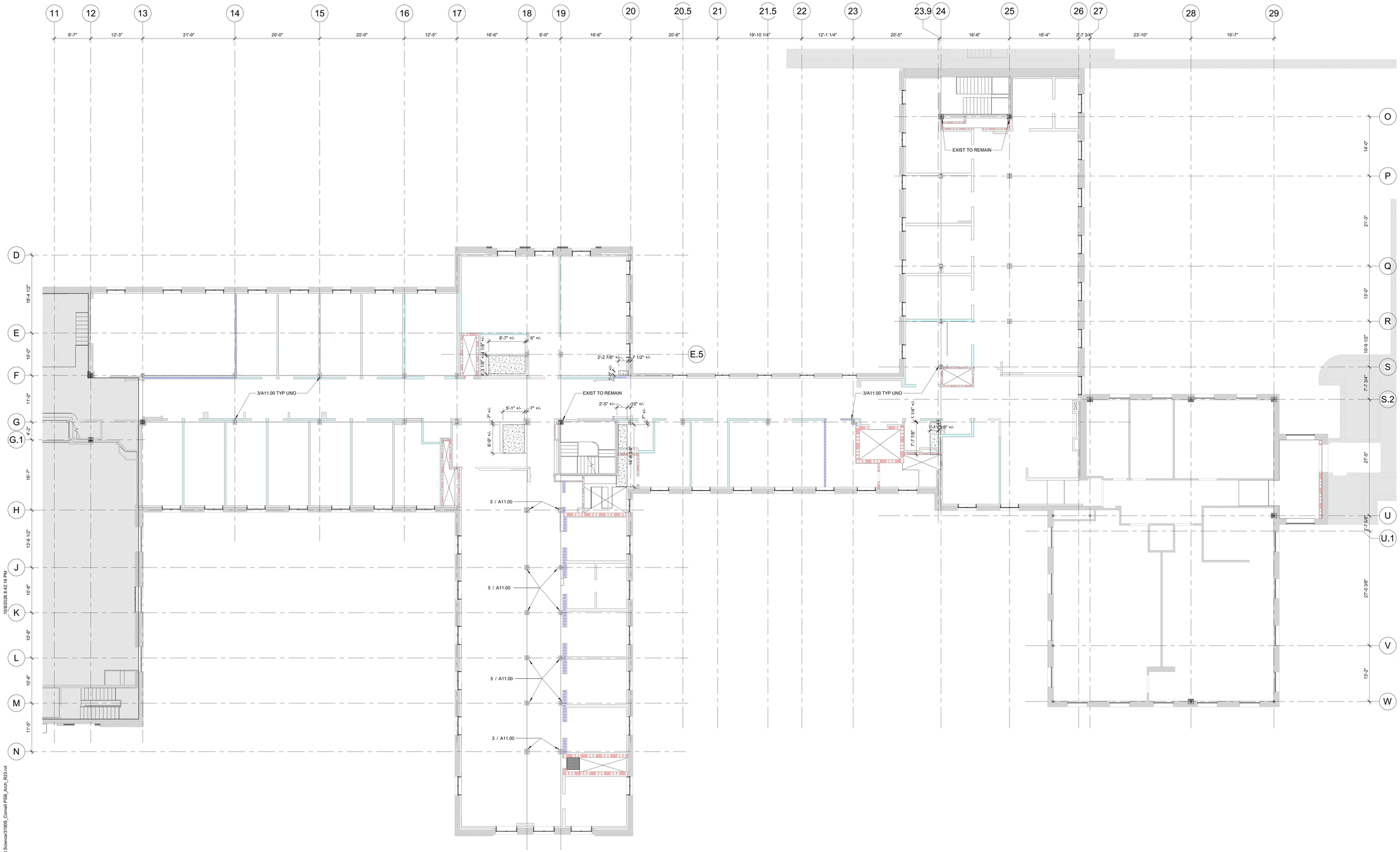

1 THIRD FLOOR - COLUMN ENCL CONC. WORK - PHASE 2
1/8" = 1'-0"

RENOVATE PLANT SCIENCE BUILDING - PHASE 2
SUCF Project No. 161026-00

236 Tower Road
Ithaca, NY 14853

Cornell CALS College of Agriculture and Life Sciences

SUNY State University Construction Fund

Ellenzweig Architecture | Planning	230 Congress Street Boston, MA 02110 T 617 491-5575
Ryan Biggs Clark Davis Structural Engineers	257 Ushers Road Clifton Park, NY 12065 T 518 406-5506
Salas O'Brien Consulting & Engineering Group of NY, Inc. Mechanical Engineers	300 Trolley Blvd. Rochester, NY 14606 T 585 288-5590
Jade Stone Engineering Electrical Engineers	444 Vanduzee St. Watertown, NY 13601 T 315 836 4062
Watson Engineering Plumbing	4500 State Route 434 Apalachin, NY 13732 T 607 223-4334
DM Engineers Fire Protection Engineers	1007 Yonkers Ave Yonkers, NY 10704 T 929 333-2339
Bell & Spina Building Envelope	215 Wyoming Street S Syracuse, NY 13204 T 315 488-0377
Environ. Design & Research Historic Preservation, Landscape, Civil Engineering	217 Montgomery St, Suite 1000 Syracuse, NY 13202 T 315 471-0688
Schuler Shook Lighting Design	240 W 40th Street, 2nd Floor New York, NY 10018 T 212 439-5650
D2D Green Design Sustainability PH2	10 Hallenbeck Hill East Greenbush, NY 12061 T 518 729-2967
Shen Milsom & Wilke Acoustics, IT, AV, Security	417 Fifth Avenue New York, NY 10016 T 212 725-6800
Watts Architects & Engineers Asbestos, Haz Mat	95 Perry Street, Suite 300 Buffalo, NY 14203 T 716 206-5122
Hastings Consulting Building Code	142 Hanlon Rd Holliston, MA 01746 T 508 397-8417
Ellana Cost Consulting	32 Broadway, Suite 801 New York, NY 10004 T 212971-0936

Notes:

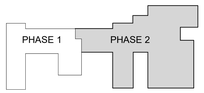

Keyplan

Job Number	31909.00
Drawing By	Author
Checked By	Checker
Filename	
Date	August 31, 2026

Revisions

THIRD FLOOR COL. ENCLOSURES AND CONC. WORK - PHASE 2

REGISTERED ARCHITECT
JAMES VINCENT ROSSI
022901-1
STATE OF NEW YORK

BID DOCUMENTS
Scale: 1/8" = 1'-0"

A0.3

2024 Ellenzweig ©

Autodesk Docs://31909 SUCF Cornell Plant Sciences/31909_Cornell PSB_Arch_R23.rvt
10/30/2026 8:42:19 PM

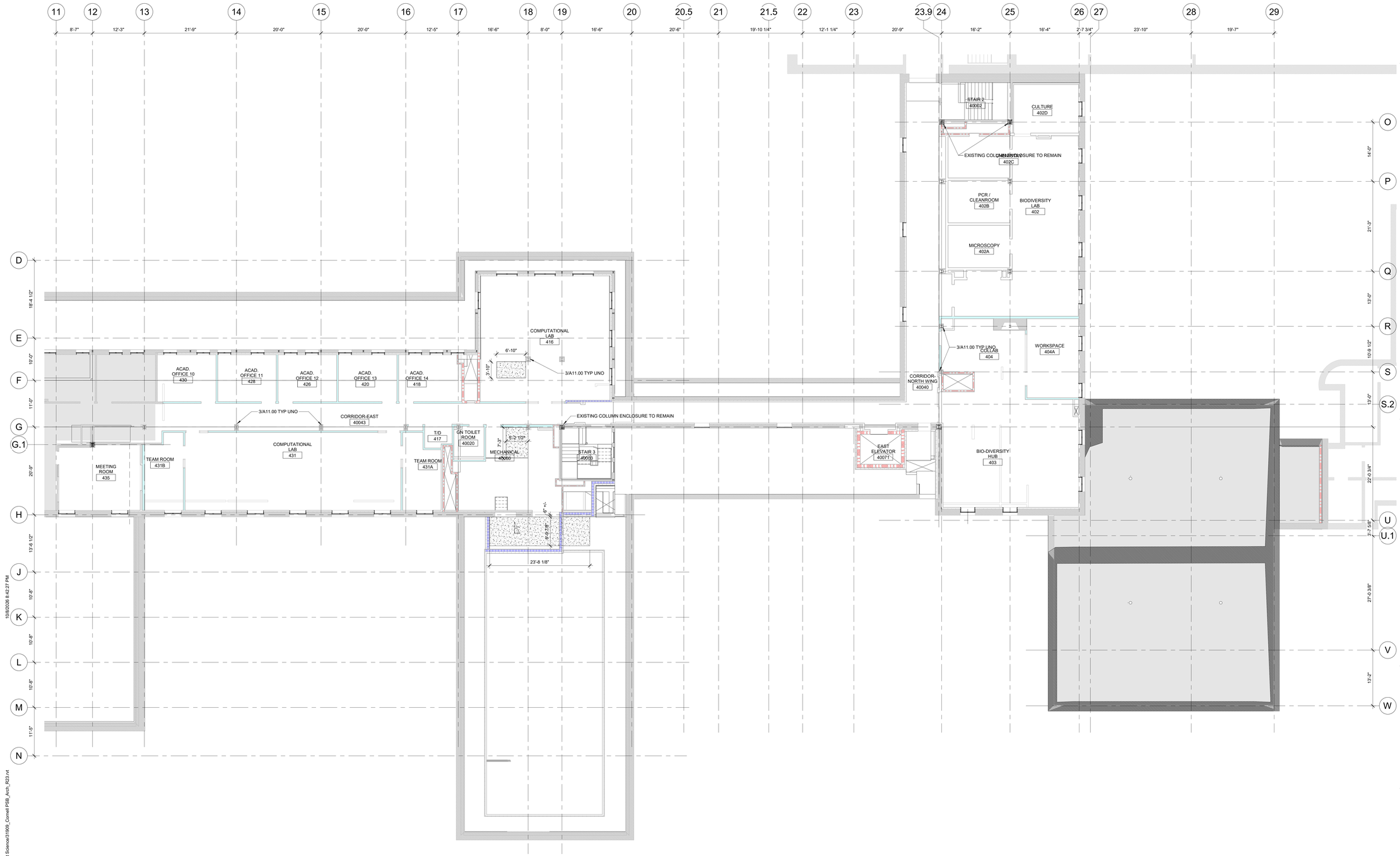

1 FOURTH FLOOR - COLUMN ENCL CONC. WORK - PHASE 2
1/8" = 1'-0"

RENOVATE PLANT SCIENCE BUILDING - PHASE 2
SUCF Project No. 161026-00

236 Tower Road
Ithaca, NY 14853

Cornell CALS College of Agriculture and Life Sciences

SUNY State University Construction Fund

Ellenzweig Architecture | Planning	230 Congress Street Boston, MA 02110 T 617 491-5575
Ryan Biggs Clark Davis Structural Engineers	257 Ushers Road Clifton Park, NY 12065 T 518 406-5506
Salas O'Brien Consulting & Engineering Group of NY, Inc. Mechanical Engineers	300 Trolley Blvd. Rochester, NY 14606 T 585 288-5590
Jade Stone Engineering Electrical Engineers	444 Vanduzee St. Watertown, NY 13601 T 315 836 4062
Watson Engineering Plumbing	4500 State Route 434 Apalachin, NY 13732 T 607 223-4334
DM Engineers Fire Protection Engineers	1007 Yonkers Ave Yonkers, NY 10704 T 929 333-2339
Bell & Spina Building Envelope	215 Wyoming Street S Syracuse, NY 13204 T 315 488-0377
Environ. Design & Research Historic Preservation, Landscape, Civil Engineering	217 Montgomery St, Suite 1000 Syracuse, NY 13202 T 315 471-0688
Schuler Shook Lighting Design	240 W 40th Street, 2nd Floor New York, NY 10018 T 212 439-5650
D2D Green Design Sustainability PH2	10 Hallenbeck Hill East Greenbush, NY 12061 T 518 729-2967
Shen Milsom & Wilke Acoustics, IT, AV, Security	417 Fifth Avenue New York, NY 10016 T 212 725-6800
Watts Architects & Engineers Asbestos, Haz Mat	95 Perry Street, Suite 300 Buffalo, NY 14203 T 716 206-5122
Hastings Consulting Building Code	142 Hanlon Rd Holliston, MA 01746 T 508 397-8417
Ellana Cost Consulting	32 Broadway, Suite 801 New York, NY 10004 T 212971-0936

Notes:

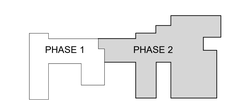

Keyplan

Job Number	31909.00
Drawing By	Author
Checked By	Checker
Filename	
Date	August 31, 2026

Revisions

FOURTH FLOOR COL. ENCLOSURES AND CONC. WORK - PHASE 2

REGISTERED ARCHITECT
JOHN VINCENT ROSSI
STATE OF NEW YORK

BID DOCUMENTS
Scale: 1/8" = 1'-0"

A0.4

2024 Ellenzweig ©

Autodesk Docs://31909 SUCF Cornell Plant Sciences/31909_Cornell PSB_Arch_R23.rvt
10/8/2026 8:42:27 PM

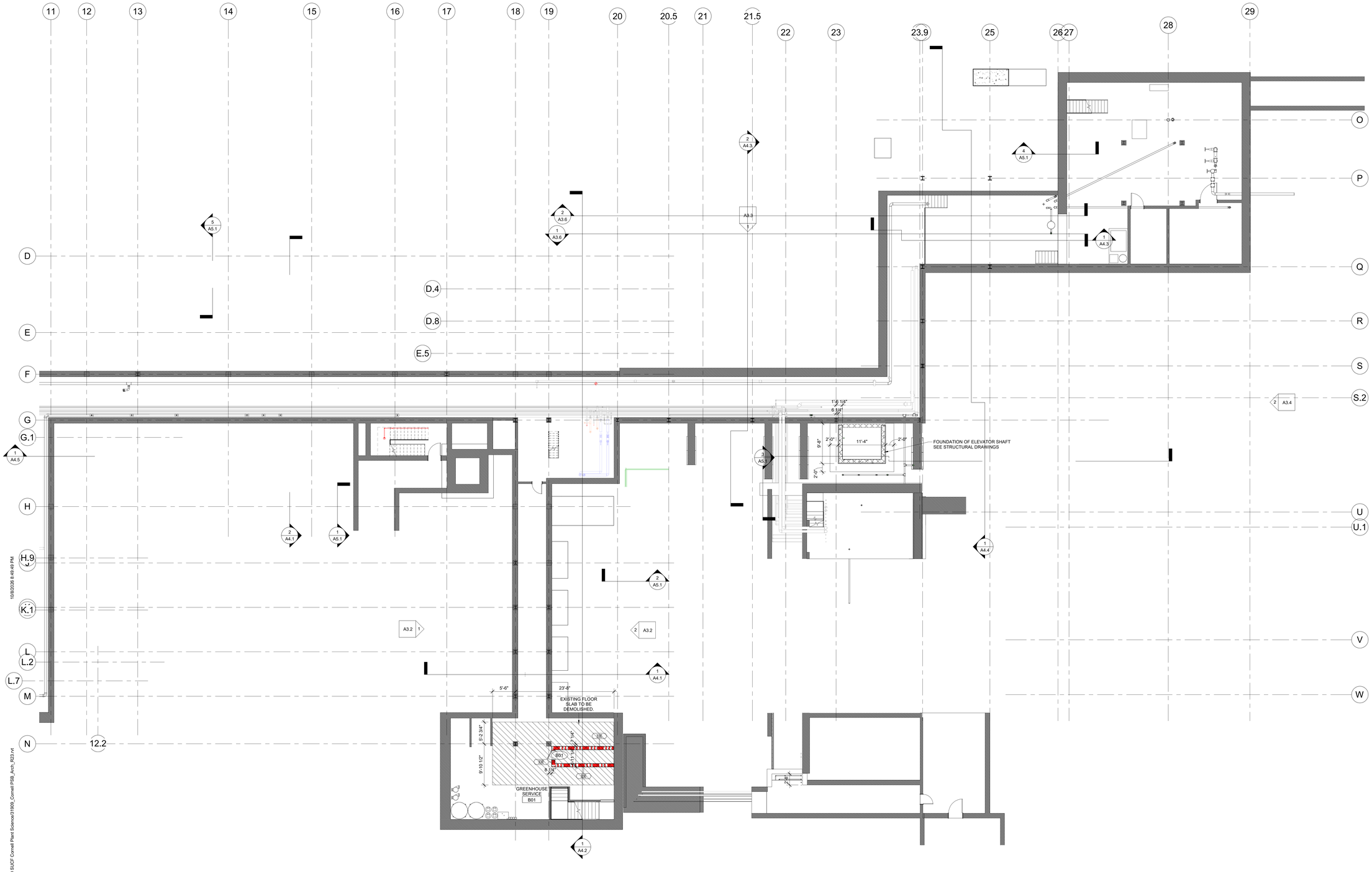

1 UTILITY TUNNEL PLAN - PHASE 2
1/8" = 1'-0"

RENOVATE PLANT SCIENCE
BUILDING - PHASE 2

SUCF Project No. 161026-00

236 Tower Road
Ithaca, NY 14853

Cornell CALS College of Agriculture and Life Sciences

SUNY State University Construction Fund

Ellenzweig Architecture | Planning	230 Congress Street Boston, MA 02110 T 617 491-5575
Ryan Biggs Clark Davis Structural Engineers	257 Ushers Road Clifton Park, NY 12065 T 518 406-5506
Salas O'Brien Consulting & Engineering Group of NY, Inc. Mechanical Engineers	300 Trolley Blvd. Rochester, NY 14606 T 585 288-5590
Jade Stone Engineering Electrical Engineers	444 Vanduzee St. Watertown, NY 13601 T 315 836 4062
Watson Engineering Plumbing	4500 State Route 434 Apalachin, NY 13732 T 607 223-4334
DM Engineers Fire Protection Engineers	1007 Yonkers Ave Yonkers, NY 10704 T 929 333-2339
Bell & Spina Building Envelope	215 Wyoming Street S Syracuse, NY 13204 T 315 488-0377
Environ. Design & Research Historic Preservation, Landscape, Civil Engineering	217 Montgomery St, Suite 1000 Syracuse, NY 13202 T 315 471-0688
Schuler Shook Lighting Design	240 W 40th Street, 2nd Floor New York, NY 10018 T 212 439-5650
D2D Green Design Sustainability PH2	10 Hallenbeck Hill East Greenbush, NY 12061 T 518 729-2967
Shen Milsom & Wilke Acoustics, IT, AV, Security	417 Fifth Avenue New York, NY 10016 T 212 725-6800
Watts Architects & Engineers Asbestos, Haz Mat	95 Perry Street, Suite 300 Buffalo, NY 14203 T 716 206-5122
Hastings Consulting Building Code	142 Hanlon Rd Holliston, MA 01746 T 508 397-8417
Ellana Cost Consulting	32 Broadway, Suite 801 New York, NY 10004 T 212971-0936

Notes:

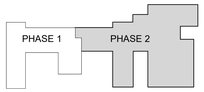

Keyplan

Job Number 31909.00
Drawing By BF
Checked By Checker
Filename
Date August 31, 2026

Revisions

UTILITY TUNNEL PLAN - PHASE 2

BID DOCUMENTS
Scale: 1/8" = 1'-0"

A1.U

2024 Ellenzweig ©

Autodesk Docs://31909 SUCF Cornell Plant Sciences/31909_Cornell PSB_Arch_R23.rvt
10/8/2026 8:49:49 PM

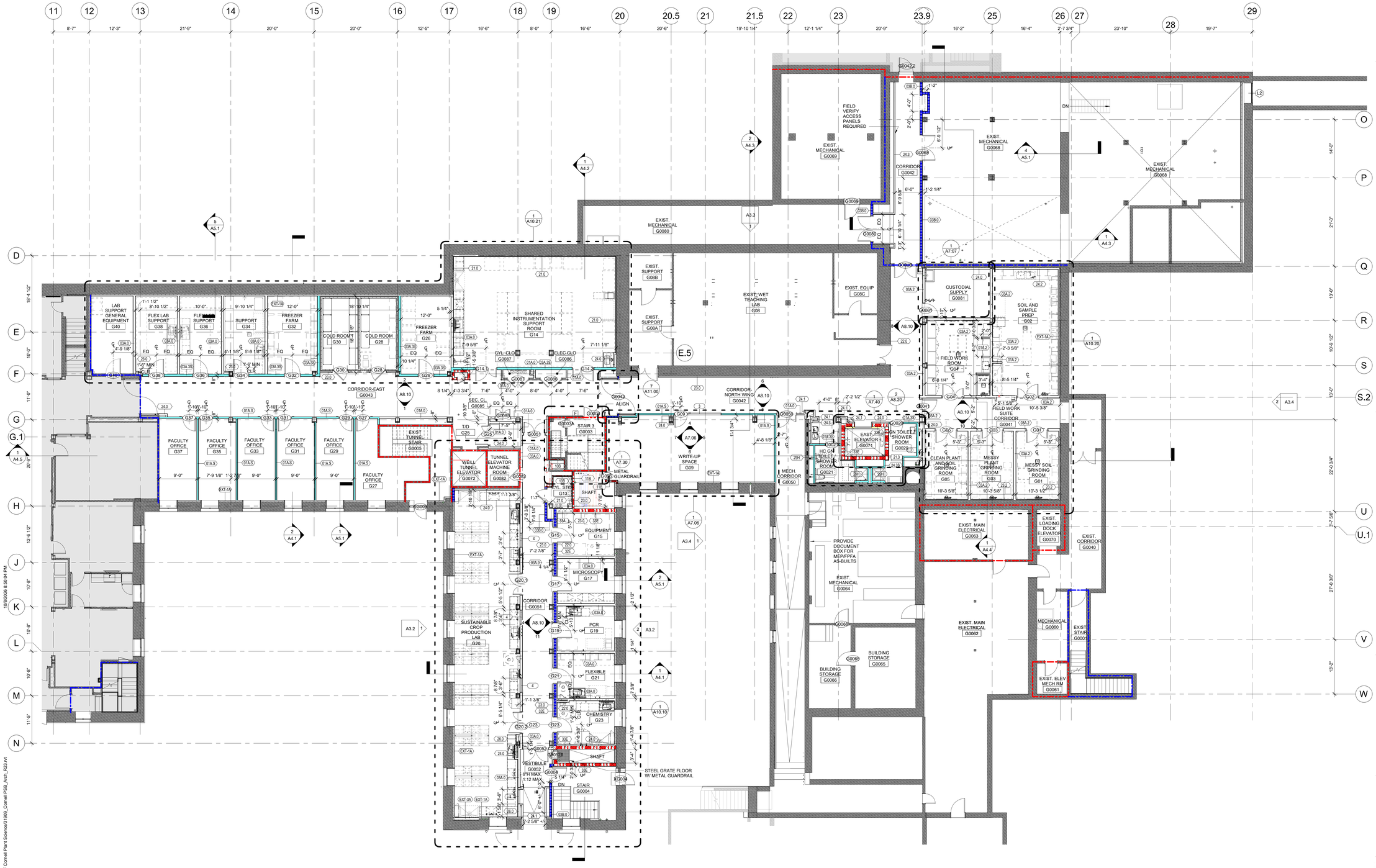

1 GROUND FLOOR PLAN - PHASE 2
1/8" = 1'-0"

RENOVATE PLANT SCIENCE BUILDING - PHASE 2
SUCF Project No. 161026-00

236 Tower Road
Ithaca, NY 14853

Cornell CALS College of Agriculture and Life Sciences

SUNY State University Construction Fund

Ellenzweig Architecture | Planning	230 Congress Street Boston, MA 02110 T 617 491-5575
Ryan Biggs Clark Davis Structural Engineers	257 Ushers Road Clifton Park, NY 12065 T 518 406-5506
Salas O'Brien Consulting & Engineering Group of NY, Inc. Mechanical Engineers	300 Trolley Blvd. Rochester, NY 14606 T 585 288-5590
Jade Stone Engineering Electrical Engineers	444 Vanduzee St. Watertown, NY 13601 T 315 836 4062
Watson Engineering Plumbing	4500 State Route 434 Apalachin, NY 13732 T 607 223-4334
DM Engineers Fire Protection Engineers	1007 Yonkers Ave Yonkers, NY 10704 T 929 333-2339
Bell & Spina Building Envelope	215 Wyoming Street S Syracuse, NY 13204 T 315 488-0377
Environ. Design & Research Historic Preservation, Landscape, Civil Engineering	217 Montgomery St, Suite 1000 Syracuse, NY 13202 T 315 471-0688
Schuler Shook Lighting Design	240 W 40th Street, 2nd Floor New York, NY 10018 T 212 439-5650
D2D Green Design Sustainability PH2	10 Hallenbeck Hill East Greenbush, NY 12061 T 518 729-2967
Shen Milsom & Wilke Acoustics, IT, AV, Security	417 Fifth Avenue New York, NY 10016 T 212 725-6800
Watts Architects & Engineers Asbestos, Haz Mat	95 Perry Street, Suite 300 Buffalo, NY 14203 T 716 206-5122
Hastings Consulting Building Code	142 Hanlon Rd Holliston, MA 01746 T 508 397-8417
Ellana Cost Consulting	32 Broadway, Suite 801 New York, NY 10004 T 212971-0936

Notes:

GENERAL NOTE:
GC TO COORDINATE WORK OF ALL TRADES, INCLUDING CONCRETE PATCHING AND FIRESTOPPING AS REQUIRED TO MAINTAIN EXISTING AND NEW FIRE RATINGS OF SLABS, WALLS, STRUCTURAL STEEL, AND SHAFTS WHERE AFFECTED BY SCOPE OF WORK, AND AT NON-RATED PARTITIONS, TO SEPARATE SPACES ACOUSTICALLY.

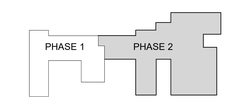

Keyplan

Job Number 31909.00
Drawing By BF
Checked By Checker
Filename
Date August 31, 2026

Revisions

GROUND FLOOR PLAN - PHASE 2

REGISTERED ARCHITECT JOHN VINCENT ROMANO 022901-1 STATE OF NEW YORK

BID DOCUMENTS
Scale: As indicated

A1.0

2024 Ellenzweig ©

Autodesk Docs://31909 SUCF Cornell Plant Sciences/31909_Cornell PSB_Arch_R23.rvt
10/20/2026 8:50:04 PM

RENOVATE PLANT SCIENCE BUILDING - PHASE 2

SUCF Project No. 161026-00

236 Tower Road
Ithaca, NY 14853

Cornell CALS College of Agriculture and Life Sciences

SUNY State University Construction Fund

Ellenzweig Architecture | Planning	230 Congress Street Boston, MA 02110 T 617 491-5575
Ryan Biggs Clark Davis Structural Engineers	257 Ushers Road Clifton Park, NY 12065 T 518 406-5506
Salas O'Brien Consulting & Engineering Group of NY, Inc. Mechanical Engineers	300 Trolley Blvd. Rochester, NY 14606 T 585 288-5590
Jade Stone Engineering Electrical Engineers	444 Vanduzee St. Watertown, NY 13601 T 315 836 4062
Watson Engineering Plumbing	4500 State Route 434 Apalachin, NY 13732 T 607 223-4334
DM Engineers Fire Protection Engineers	1007 Yonkers Ave Yonkers, NY 10704 T 929 333-2339
Bell & Spina Building Envelope	215 Wyoming Street S Syracuse, NY 13204 T 315 488-0377
Environ. Design & Research Historic Preservation, Landscape, Civil Engineering	217 Montgomery St, Suite 1000 Syracuse, NY 13202 T 315 471-0688
Schuler Shook Lighting Design	240 W 40th Street, 2nd Floor New York, NY 10018 T 212 439-5650
D2D Green Design Sustainability PH2	10 Hallenbeck Hill East Greenbush, NY 12061 T 518 729-2967
Shen Milsom & Wilke Acoustics, IT, AV, Security	417 Fifth Avenue New York, NY 10016 T 212 725-6800
Watts Architects & Engineers Asbestos, Haz Mat	95 Perry Street, Suite 300 Buffalo, NY 14203 T 716 206-5122
Hastings Consulting Building Code	142 Hanlon Rd Holliston, MA 01746 T 508 397-8417
Ellana Cost Consulting	32 Broadway, Suite 801 New York, NY 10004 T 212971-0936

Notes:

GENERAL NOTE:
GC TO COORDINATE WORK OF ALL TRADES, INCLUDING CONCRETE PATCHING AND FIRESTOPPING AS REQUIRED TO MAINTAIN EXISTING AND NEW FIRE RATINGS OF SLABS, WALLS, STRUCTURAL STEEL, AND SHAFTS WHERE AFFECTED BY SCOPE OF WORK, AND AT NON-RATED PARTITIONS, TO SEPARATE SPACES ACOUSTICALLY.

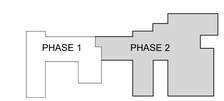

Keyplan

Job Number	31909.00
Drawing By	BF
Checked By	Checker
Filename	
Date	August 31, 2026

Revisions

FIRST FLOOR PLAN - PHASE 2

BID DOCUMENTS
Scale: As indicated

A1.1

1 FIRST FLOOR PLAN - PHASE 2
1/8" = 1'-0"

2024 Ellenzweig ©

Autodesk Docs://31909 SUCF Cornell Plant Science/31909_Cornell PSB_Arch_R23.rvt
1/8/2026 8:50:19 PM

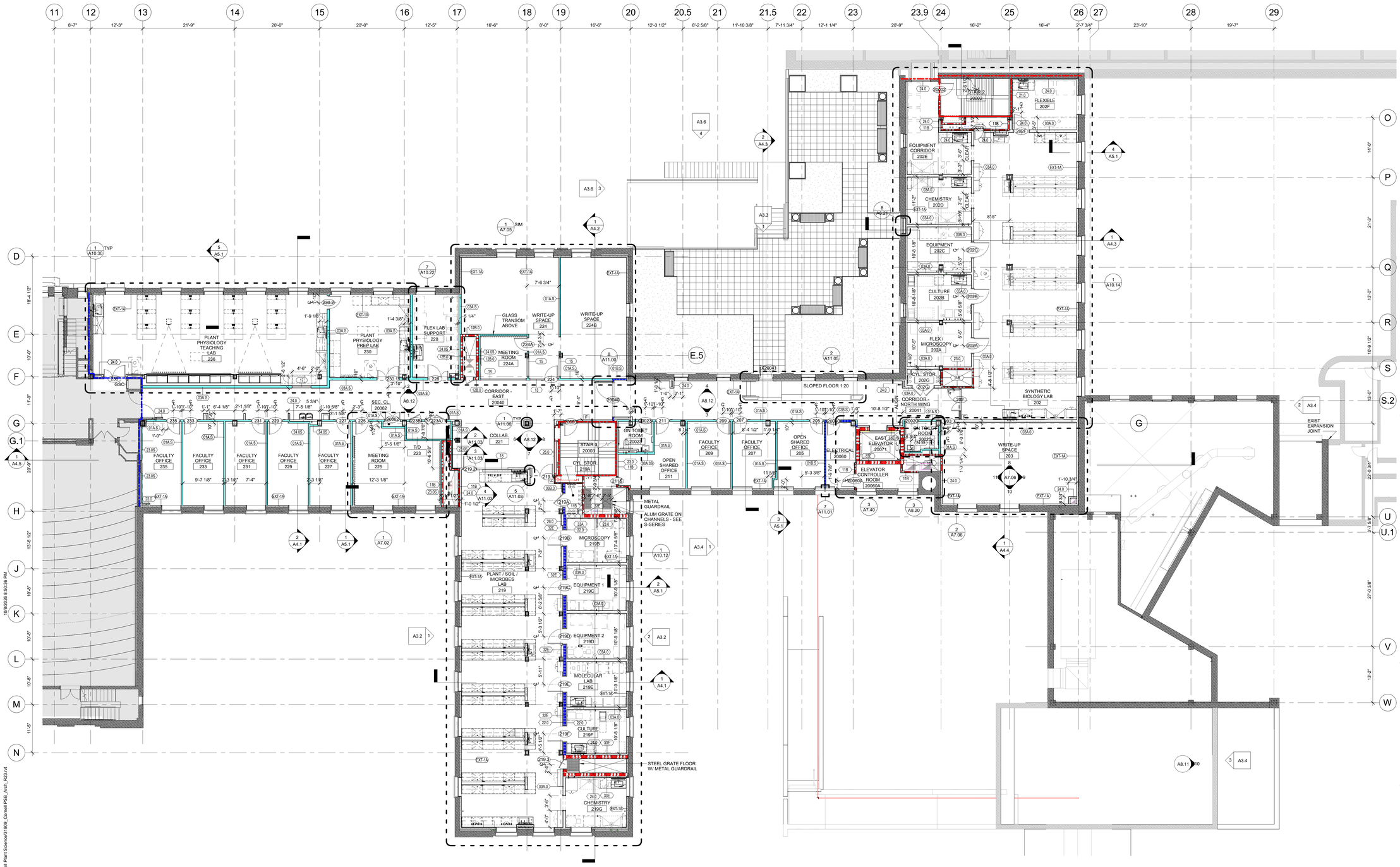

1 SECOND FLOOR PLAN - PHASE 2
1/8" = 1'-0"

RENOVATE PLANT SCIENCE BUILDING - PHASE 2
SUCF Project No. 161026-00
236 Tower Road
Ithaca, NY 14853

Cornell CALS College of Agriculture and Life Sciences
SUNY State University Construction Fund

Ellenzweig Architecture | Planning	230 Congress Street Boston, MA 02110 T 617 491-5575
Ryan Biggs Clark Davis Structural Engineers	257 Ushers Road Clifton Park, NY 12065 T 518 406-5506
Salas O'Brien Consulting & Engineering Group of NY, Inc. Mechanical Engineers	300 Trolley Blvd. Rochester, NY 14606 T 585 288-5590
Jade Stone Engineering Electrical Engineers	444 Vanduzee St. Watertown, NY 13601 T 315 836 4062
Watson Engineering Plumbing	4500 State Route 434 Apalachin, NY 13732 T 607 223-4334
DM Engineers Fire Protection Engineers	1007 Yonkers Ave Yonkers, NY 10704 T 929 333-2339
Bell & Spina Building Envelope	215 Wyoming Street S Syracuse, NY 13204 T 315 488-0377
Environ. Design & Research Historic Preservation, Landscape, Civil Engineering	217 Montgomery St, Suite 1000 Syracuse, NY 13202 T 315 471-0688
Schuler Shook Lighting Design	240 W 40th Street, 2nd Floor New York, NY 10018 T 212 439-5650
D2D Green Design Sustainability PH2	10 Hallenbeck Hill East Greenbush, NY 12061 T 518 729-2967
Shen Milsom & Wilke Acoustics, IT, AV, Security	417 Fifth Avenue New York, NY 10016 T 212 725-6800
Watts Architects & Engineers Asbestos, Haz Mat	95 Perry Street, Suite 300 Buffalo, NY 14203 T 716 206-5122
Hastings Consulting Building Code	142 Hanlon Rd Holliston, MA 01746 T 508 397-8417
Ellana Cost Consulting	32 Broadway, Suite 801 New York, NY 10004 T 212971-0936

Notes:

GENERAL NOTE:
GC TO COORDINATE WORK OF ALL TRADES, INCLUDING CONCRETE PATCHING AND FIRESTOPPING AS REQUIRED TO MAINTAIN EXISTING AND NEW FIRE RATINGS OF SLABS, WALLS, STRUCTURAL STEEL, AND SHAFTS WHERE AFFECTED BY SCOPE OF WORK, AND AT NON-RATED PARTITIONS, TO SEPARATE SPACES ACOUSTICALLY.

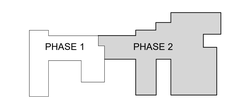

Keyplan

Job Number 31909.00
Drawing By BF
Checked By Checker
Filename
Date August 31, 2026

Revisions

SECOND FLOOR PLAN - PHASE 2

REGISTERED ARCHITECT JAMES VINCENT RODRIGUEZ 022901-1 STATE OF NEW YORK

BID DOCUMENTS
Scale: As indicated

A1.2

2024 Ellenzweig ©

Autodesk Docs://31909 SUCF Cornell Plant Science/31909_Cornell PSB_Arch_R23.rvt
1/18/2026 8:50:36 PM

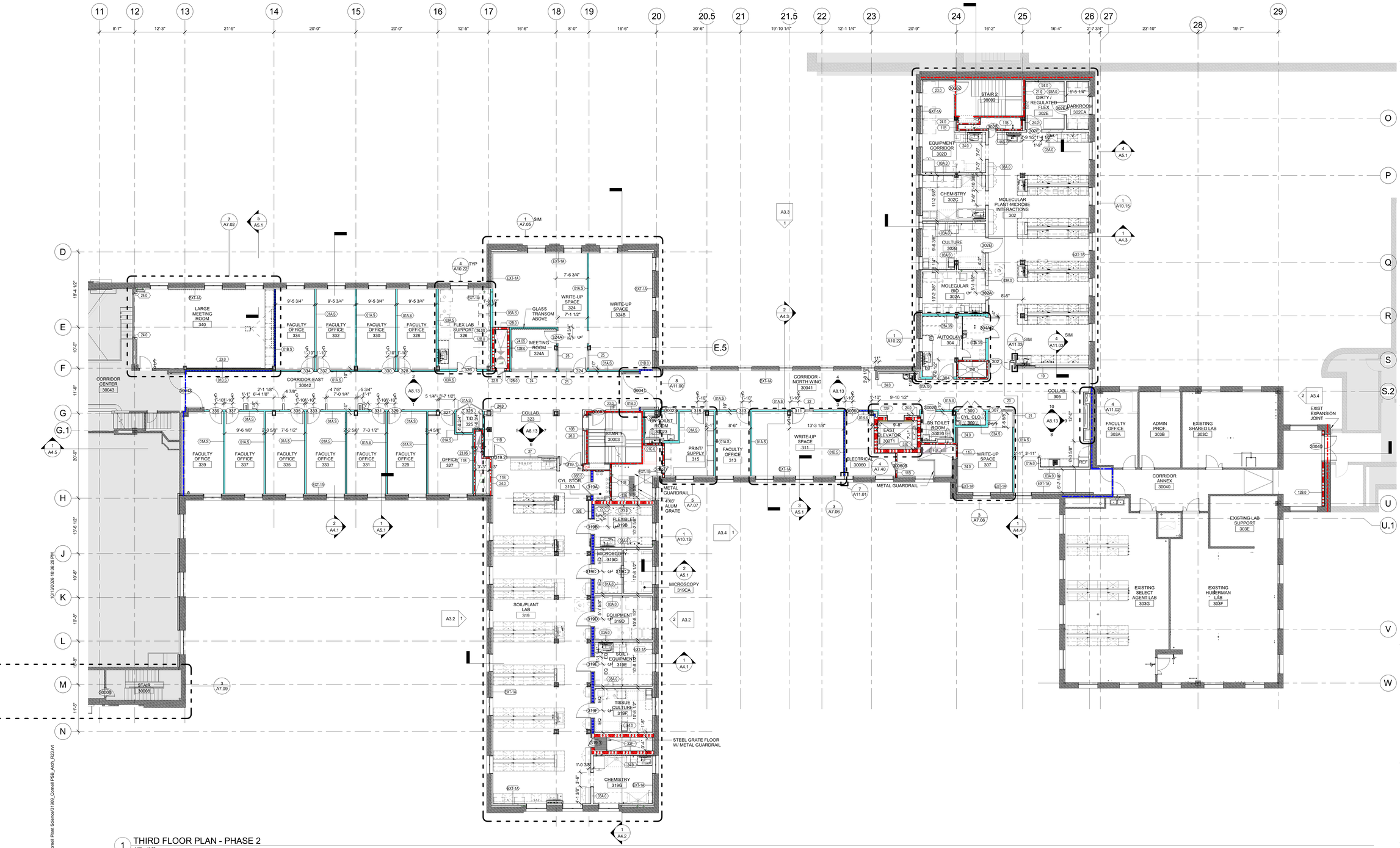

1 THIRD FLOOR PLAN - PHASE 2
1/8" = 1'-0"

RENOVATE PLANT SCIENCE BUILDING - PHASE 2
SUCF Project No. 161026-00

236 Tower Road
Ithaca, NY 14853

Cornell CALS College of Agriculture and Life Sciences

SUNY State University Construction Fund

Ellenzweig Architecture | Planning	230 Congress Street Boston, MA 02110 T 617 491-5575
Ryan Biggs Clark Davis Structural Engineers	257 Ushers Road Clifton Park, NY 12065 T 518 406-5506
Salas O'Brien Consulting & Engineering Group of NY, Inc. Mechanical Engineers	300 Trolley Blvd. Rochester, NY 14606 T 585 288-5590
Jade Stone Engineering Electrical Engineers	444 Vanduzee St. Watertown, NY 13601 T 315 836 4062
Watson Engineering Plumbing	4500 State Route 434 Apalachin, NY 13732 T 607 223-4334
DM Engineers Fire Protection Engineers	1007 Yonkers Ave Yonkers, NY 10704 T 929 333-2339
Bell & Spina Building Envelope	215 Wyoming Street S Syracuse, NY 13204 T 315 488-0377
Environ. Design & Research Historic Preservation, Landscape, Civil Engineering	217 Montgomery St, Suite 1000 Syracuse, NY 13202 T 315 471-0688
Schuler Shook Lighting Design	240 W 40th Street, 2nd Floor New York, NY 10018 T 212 439-5650
D2D Green Design Sustainability PH2	10 Hallenbeck Hill East Greenbush, NY 12061 T 518 729-2967
Shen Milsom & Wilke Acoustics, IT, AV, Security	417 Fifth Avenue New York, NY 10016 T 212 725-6800
Watts Architects & Engineers Asbestos, Haz Mat	95 Perry Street, Suite 300 Buffalo, NY 14203 T 716 206-5122
Hastings Consulting Building Code	142 Hanlon Rd Holliston, MA 01746 T 508 397-8417
Ellana Cost Consulting	32 Broadway, Suite 801 New York, NY 10004 T 212971-0936

Notes:

GENERAL NOTE:
GC TO COORDINATE WORK OF ALL TRADES, INCLUDING CONCRETE PATCHING AND FIRESTOPPING AS REQUIRED TO MAINTAIN EXISTING AND NEW FIRE RATINGS OF SLABS, WALLS, STRUCTURAL STEEL, AND SHAFTS WHERE AFFECTED BY SCOPE OF WORK, AND AT NON-RATED PARTITIONS, TO SEPARATE SPACES ACOUSTICALLY.

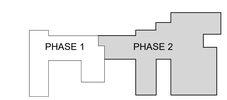

Keyplan

Job Number	31909.00
Drawing By	BF
Checked By	Checker
Filename	
Date	August 31, 2026

Revisions

THIRD FLOOR PLAN - PHASE 2

REGISTERED ARCHITECT BRIAN FINCKEL BARTH 022901-1 STATE OF NEW YORK

BID DOCUMENTS
Scale: As indicated

A1.3

2024 Ellenzweig ©

Autodesk Docs://31909 SUCF Cornell Plant Science/31909_Cornell PSB_Arch_R23.rvt

10/13/2026 10:36:29 PM

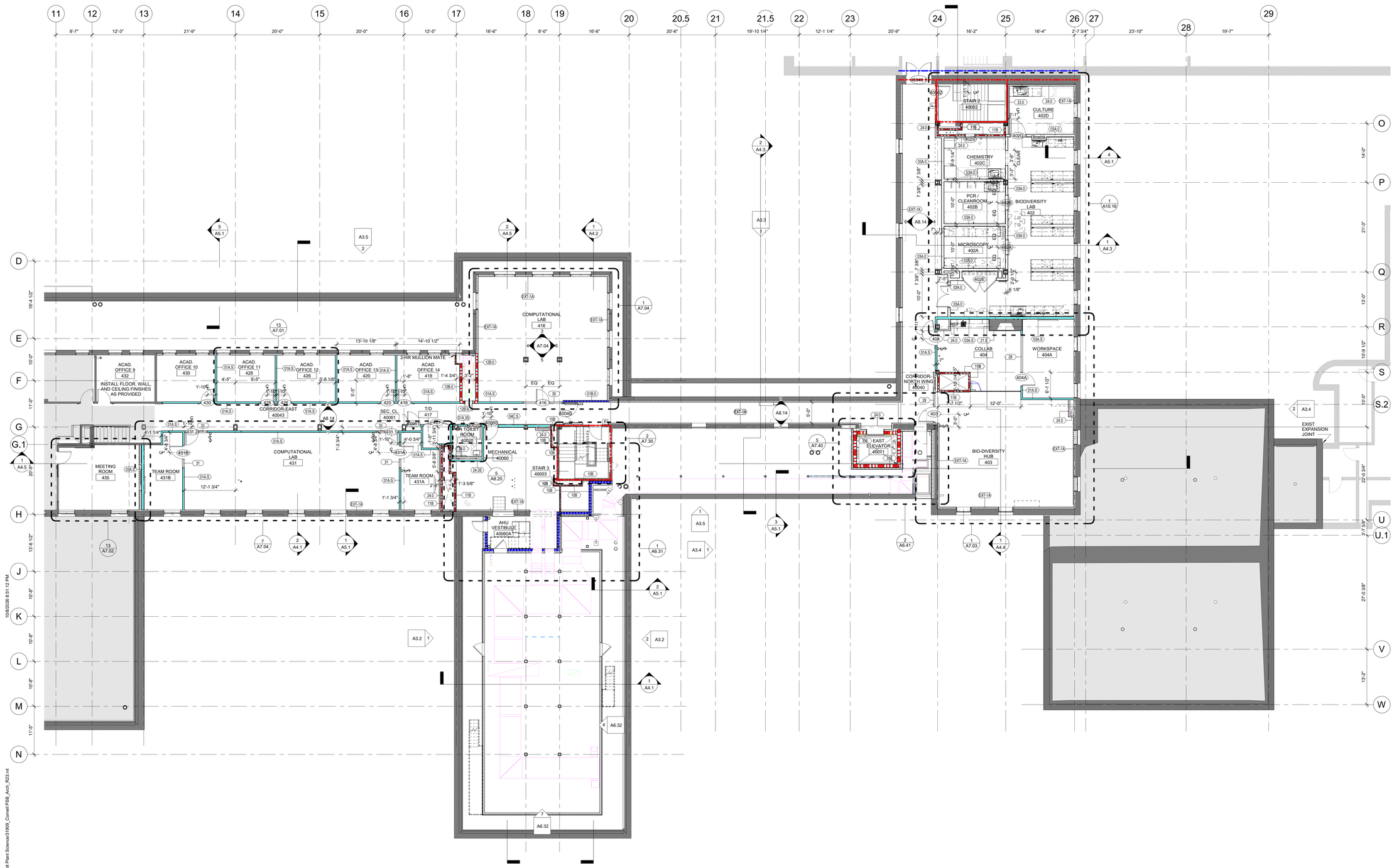

1 FOURTH FLOOR PLAN - PHASE 2
1/8" = 1'-0"

RENOVATE PLANT SCIENCE BUILDING - PHASE 2
SUCF Project No. 161026-00

236 Tower Road
Ithaca, NY 14853

Cornell CALS College of Agriculture and Life Sciences

SUNY State University Construction Fund

Ellenzweig Architecture | Planning	230 Congress Street Boston, MA 02110 T 617 491-5575
Ryan Biggs Clark Davis Structural Engineers	257 Ushers Road Clifton Park, NY 12065 T 518 406-5506
Salas O'Brien Consulting & Engineering Group of NY, Inc. Mechanical Engineers	300 Trolley Blvd. Rochester, NY 14606 T 585 288-5590
Jade Stone Engineering Electrical Engineers	444 Vanduzee St. Watertown, NY 13601 T 315 836 4062
Watson Engineering Plumbing	4500 State Route 434 Apalachin, NY 13732 T 607 223-4334
DM Engineers Fire Protection Engineers	1007 Yonkers Ave Yonkers, NY 10704 T 929 333-2339
Bell & Spina Building Envelope	215 Wyoming Street S Syracuse, NY 13204 T 315 488-0377
Environ. Design & Research Historic Preservation, Landscape, Civil Engineering	217 Montgomery St, Suite 1000 Syracuse, NY 13202 T 315 471-0688
Schuler Shook Lighting Design	240 W 40th Street, 2nd Floor New York, NY 10018 T 212 439-5650
D2D Green Design Sustainability PH2	10 Hallenbeck Hill East Greenbush, NY 12061 T 518 729-2967
Shen Milsom & Wilke Acoustics, IT, AV, Security	417 Fifth Avenue New York, NY 10016 T 212 725-6800
Watts Architects & Engineers Asbestos, Haz Mat	95 Perry Street, Suite 300 Buffalo, NY 14203 T 716 206-5122
Hastings Consulting Building Code	142 Hanlon Rd Holliston, MA 01746 T 508 397-8417
Ellana Cost Consulting	32 Broadway, Suite 801 New York, NY 10004 T 212971-0936

Notes:

GENERAL NOTE:
GC TO COORDINATE WORK OF ALL TRADES, INCLUDING CONCRETE PATCHING AND FIRESTOPPING AS REQUIRED TO MAINTAIN EXISTING AND NEW FIRE RATINGS OF SLABS, WALLS, STRUCTURAL STEEL, AND SHAFTS WHERE AFFECTED BY SCOPE OF WORK, AND AT NON-RATED PARTITIONS, TO SEPARATE SPACES ACOUSTICALLY.

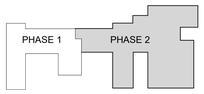

Keyplan

Job Number	31909.00
Drawing By	BF
Checked By	Checker
Filename	
Date	August 31, 2026

Revisions

FOURTH FLOOR PLAN - PHASE 2

BID DOCUMENTS
Scale: As indicated

A1.4

2024 Ellenzweig ©

Autodesk Docs://31909 SUCF Cornell Plant Sciences/31909_Cornell PSB_Arch_R23.rvt
10/8/2026 8:51:12 PM

GENERAL DESIGN NOTES:

1. EXPOSED MATERIALS THAT WERE ANTICIPATED TO BE WITHIN THE SCOPE OF THIS PROJECT AT THE TIME OF DESIGN HAVE BEEN TESTED FOR ASBESTOS AND LEAD PAINT CONTENT. SEE THE HAZARDOUS MATERIAL SURVEY REPORT APPENDED TO THE PROJECT MANUAL FOR A LIST OF TESTED MATERIALS AND THEIR RESULTS.
2. THE SCOPE OF WORK GENERALLY INCLUDES THE FOLLOWING:
   - COMPLETE REMOVAL AND REPLACEMENT OF THE EXISTING ROOF ASSEMBLY DOWN TO THE CONCRETE ROOF DECK AND ASSOCIATED ROOF FLASHINGS.
   - INSTALLATION OF ROOF ACCESSORIES, RAILINGS, & LADDERS.
   - REMOVAL OF OBSOLETE CHILLER UNIT AND ASSOCIATED STRUCTURAL STEEL
   - REPLACEMENT AND RECONFIGURATION OF ASSOCIATED ROOFTOP MECHANICAL, ELECTRICAL AND PLUMBING, NEW ROOF DRAIN & ASSOCIATED INTERIOR STORM PIPING
   - RELATED BUILDING/ OCCUPANT PROTECTION AND SITE RESTORATION
   - LIMESTONE PANEL CLEANING
3. THE ROOFING SYSTEMS AND FLASHINGS SHALL BE MANUFACTURED AND INSTALLED IN ACCORDANCE WITH FM GLOBAL STANDARDS TO ACHIEVE A 1-90 RATING (ZONE 1) UNLESS NOTED OTHERWISE. REFER TO THE PROJECT SPECIFICATIONS. PROVIDE WIND ENHANCEMENTS FOR ZONES 2 AND 3 PER FM GLOBAL.
   - CONTRACTOR WILL PERFORM BONDED UPLIFT TESTING TO CONFIRM EXISTING VAPOR RETARDER IS SUITABLE TO REMAIN IN LIEU OF REMOVALS, UPON APPROVAL FROM ARCHITECT.
4. IN ADDITION TO CONCRETE TOPPING REPAIRS REQUIRED BY NEW WORK, REPAIR 15% OF THE REMAINING DECK WHERE UNSOUND OR INADEQUATELY SLOPED TO AN AVERAGE DEPTH OF 1 1/2".
5. THE ROOFING AND ARCHITECTURAL SHEET METAL DETAILING INTENT IS TO MATCH THE APPEARANCE AND SIGHTLINES OF PHASE 1 AS DETERMINED BY THE ARCHITECT. MATCH SIZES AND PROFILES TO CREATE A UNIFORM APPEARANCE.

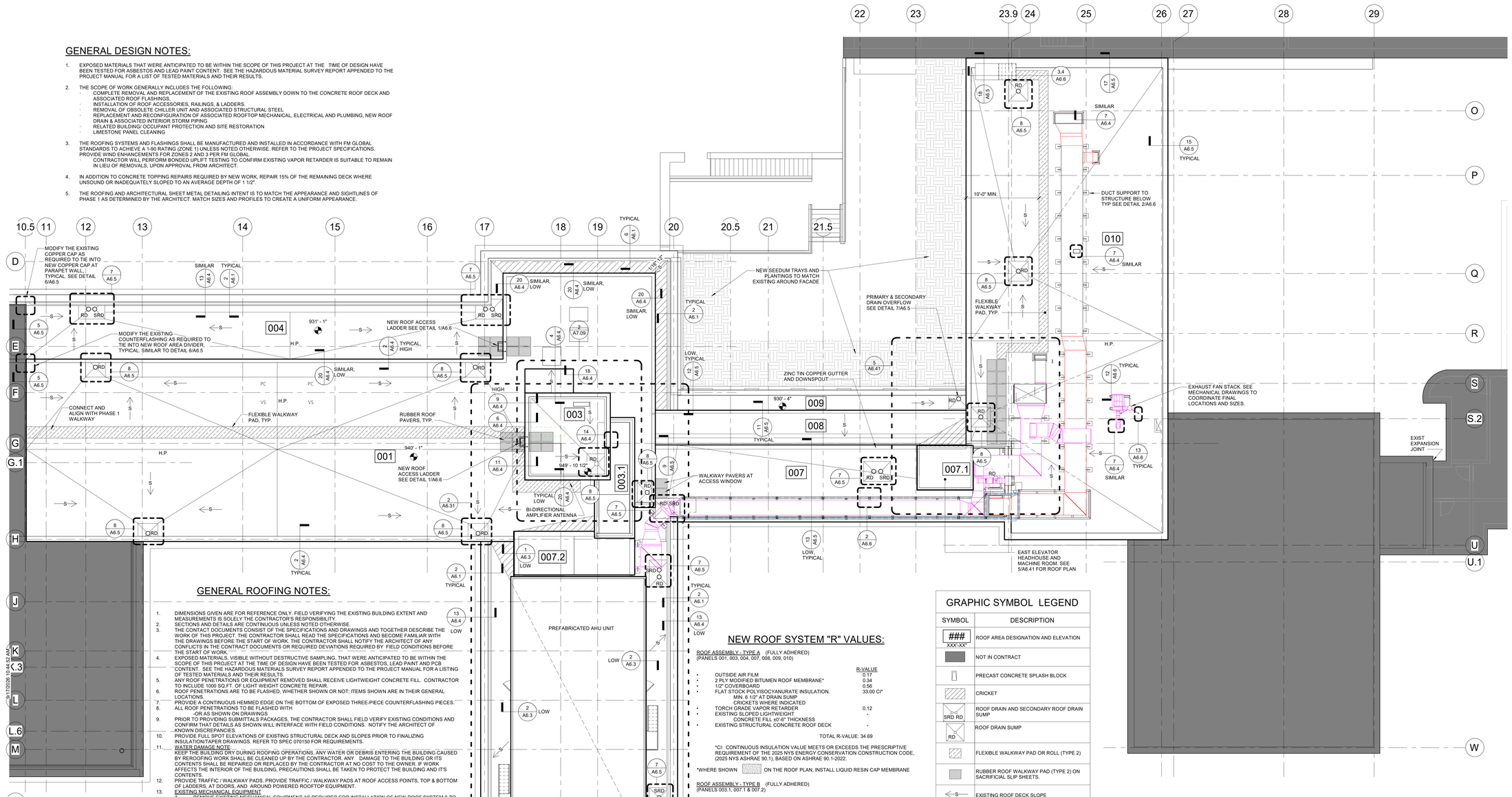

GENERAL ROOFING NOTES:

1. DIMENSIONS GIVEN ARE FOR REFERENCE ONLY. FIELD VERIFYING THE EXISTING BUILDING EXTENT AND MEASUREMENTS IS SOLELY THE CONTRACTOR'S RESPONSIBILITY.
2. SECTIONS AND DETAILS ARE CONTINUOUS UNLESS NOTED OTHERWISE.
3. THE CONTACT DOCUMENTS CONSIST OF THE SPECIFICATIONS AND DRAWINGS AND TOGETHER DESCRIBE THE WORK OF THIS PROJECT. THE CONTRACTOR SHALL READ THE SPECIFICATIONS AND BECOME FAMILIAR WITH THE DRAWINGS BEFORE THE START OF WORK. THE CONTRACTOR SHALL NOTIFY THE ARCHITECT OF ANY CONFLICTS IN THE CONTRACT DOCUMENTS OR REQUIRED DEVIATIONS REQUIRED BY FIELD CONDITIONS BEFORE THE START OF WORK.
4. EXPOSED MATERIALS, VISIBLE WITHOUT DESTRUCTIVE SAMPLING, THAT WERE ANTICIPATED TO BE WITHIN THE SCOPE OF THIS PROJECT AT THE TIME OF DESIGN HAVE BEEN TESTED FOR ASBESTOS, LEAD PAINT AND PCB CONTENT. SEE THE HAZARDOUS MATERIALS SURVEY REPORT APPENDED TO THE PROJECT MANUAL FOR A LISTING OF TESTED MATERIALS AND THEIR RESULTS.
5. ANY ROOF PENETRATIONS OR EQUIPMENT REMOVED SHALL RECEIVE LIGHTWEIGHT CONCRETE FILL. CONTRACTOR TO INCLUDE 1000 SQ.FT. OF LIGHT WEIGHT CONCRETE REPAIR.
6. ROOF PENETRATIONS ARE TO BE FLASHED, WHETHER SHOWN OR NOT; ITEMS SHOWN ARE IN THEIR GENERAL LOCATIONS.
7. PROVIDE A CONTINUOUS HEMMED EDGE ON THE BOTTOM OF EXPOSED THREE-PIECE COUNTERFLASHING PIECES.
8. ALL ROOF PENETRATIONS TO BE FLASHED WITH
   -OR AS SHOWN ON DRAWINGS
9. PRIOR TO PROVIDING SUBMITTALS PACKAGES, THE CONTRACTOR SHALL FIELD VERIFY EXISTING CONDITIONS AND CONFIRM THAT DETAILS AS SHOWN WILL INTERFACE WITH FIELD CONDITIONS. NOTIFY THE ARCHITECT OF KNOWN DISCREPANCIES.
10. PROVIDE FULL SPOT ELEVATIONS OF EXISTING STRUCTURAL DECK AND SLOPES PRIOR TO FINALIZING INSULATION/TAPER DRAWINGS. REFER TO SPEC 070150 FOR REQUIREMENTS.
11. WATER DAMAGE NOTE:
    KEEP THE BUILDING DRY DURING ROOFING OPERATIONS. ANY WATER OR DEBRIS ENTERING THE BUILDING CAUSED BY REROOFING WORK SHALL BE CLEANED UP BY THE CONTRACTOR. ANY DAMAGE TO THE BUILDING OR ITS CONTENTS SHALL BE REPAIRED OR REPLACED BY THE CONTRACTOR AT NO COST TO THE OWNER. IF WORK AFFECTS THE INTERIOR OF THE BUILDING, PRECAUTIONS SHALL BE TAKEN TO PROTECT THE BUILDING AND IT'S CONTENTS.
12. PROVIDE TRAFFIC / WALKWAY PADS. PROVIDE TRAFFIC / WALKWAY PADS AT ROOF ACCESS POINTS, TOP & BOTTOM OF LADDERS, AT DOORS, AND AROUND POWERED ROOFTOP EQUIPMENT.
13. EXISTING MECHANICAL EQUIPMENT
    A. REMOVE EXISTING MECHANICAL EQUIPMENT AS REQUIRED FOR INSTALLATION OF NEW ROOF SYSTEM & TO ACHIEVE SPECIFIED CLEARANCES. ie; RAISE PER DETAILS AND EXTEND DUCTWORK, IF REQUIRED. DISCONNECT ANY POWER OR PNEUMATIC CONNECTIONS, RECONNECT THE SAME USING ADDITIONAL MATERIAL AS NECESSARY TO REINSTALL. COORDINATE ELECTRIC, GAS, HVAC, etc. TEMPORARY SHUTDOWNS WITH THE OWNER. PAINT NON-ALUMINUM/COPPER UNITS AND STEEL SUPPORT STRUCTURES WITH PRIMER AND 2 FINISH COATS OF ENAMEL PAINT. IDENTIFY UNITS (STENCIL) PER OWNER'S IDENTIFICATION SCHEDULE. ALL MECHANICAL EQUIPMENT IS EXISTING UNLESS NOTED OTHERWISE.
    B. COORDINATE UTILITY OR MECHANICAL UNIT TEMPORARY SHUTDOWNS WITH OWNER.
14. ELECTRICAL
    A. REINSTALL SALVAGED FIRE ALARM LOCATED ON SMOKE HATCH CURB. EXTEND CONDUIT AND WIRING AS REQUIRED TO ENSURE CONTINUED OPERATION AFTER COMPLETION OF THE WORK. PRE AND POST TEST FIRE ALARM SYSTEM. COORDINATE TESTING WITH OWNER.
    B. INCIDENTAL ELECTRICAL WORK SHALL BE PERFORMED BY A QUALIFIED ELECTRICIAN PER NEC CODE
15. INSULATION
    A. INSTALL INSULATION. STAGGER JOINTS BETWEEN INSULATION LAYERS.
16. ROOF DRAINS
    A. AT COMPLETION OF ROOFING OPERATIONS CLEAN ROOF DRAINS FROM ROOF TO VERTICAL LEADER INSIDE BUILDING. CONTRACTOR SHALL TEST ROOF DRAIN FLOW UPON COMPLETION OF CONSTRUCTION AT CONTRACTOR'S EXPENSE
17. WOOD
    A. ONLY WOOD OR PLYWOOD INSTALLED IN IMMEDIATE CONTACT WITH MASONRY OR CONCRETE IS TO BE PRESERVATIVE TREATED UNLESS NOTED OTHERWISE.
    B. IF WOOD DIMENSIONS ARE NOT GIVEN, STACKED WOOD HEIGHT, 3 BOARDS OR LESS, ARE 2x4 MINIMUM. HIGHER LIFTS OF WOOD ARE TO BE 2x6 MINIMUM.
    C. ALL WOOD TO BE ANCHORED AS SPECIFIED, OR SHOWN. GENERALLY, FASTENER SPACING, RING SHANK NAILS OR SCREWS, NOT MORE THAN 12" O.C. AND ANCHOR BOLTS -3/8" O.D. MIN., NOT MORE THAN 36" O.C. AND FROM ENDS OF BOARDS - 9" MAXIMUM.
18. FASTENERS
    A. UNLESS OTHERWISE NOTED ALL FASTENERS TO BE NON-RUSTING TYPE (HOT DIPPED GALVANIZED, STAINLESS STEEL). ALL FASTENERS IN PRESSURE-TREATED WOOD ARE TO BE OF STAINLESS STEEL, TYPE A304 OR A316 ONLY.
    B. ALL NAILS SHALL BE SPIRAL OR RING-SHANKED
    C. POP-RIVETS ARE NOT PERMITTED.
    D. FASTENERS IN METAL FLASHINGS - TO BE COMPATIBLE WITH METAL USED; FASTENERS OF STAINLESS STEEL UNLESS NOTED OTHERWISE. FASTENER SPACING, SCREWS, NOT MORE THAN 9" O.C., NAILS USED FOR CLEATING - 3" O.C. UNLESS NOTED OTHERWISE FROM ENDS OF UNITS - 3" MAXIMUM
19. MISCELLANEOUS:
    A. METAL COPING OR FASCIA ENDLAPS, FOLDS, OR SEAMS ARE TO BE FULLY BEDDED WITH SEALANT BETWEEN PIECES OF METAL.

NEW ROOF SYSTEM "R" VALUES:

ROOF ASSEMBLY - TYPE A (FULLY ADHERED)
(PANELS 001, 003, 004, 007, 008, 009, 010)

	R-VALUE
• OUTSIDE AIR FILM	0.17
• 2 PLY MODIFIED BITUMEN ROOF MEMBRANE*	0.34
• 1/2" COVERBOARD	0.56
• FLAT STOCK POLYISOCYANURATE INSULATION. MIN. 6 1/2" AT DRAIN SUMP CRICKETS WHERE INDICATED	33.00 CI*
• TORCH GRADE VAPOR RETARDER	0.12
• EXISTING SLOPED LIGHTWEIGHT CONCRETE FILL #2-6" THICKNESS	-
• EXISTING STRUCTURAL CONCRETE ROOF DECK	-
TOTAL R-VALUE: 34.69	

*CI: CONTINUOUS INSULATION VALUE MEETS OR EXCEEDS THE PRESCRIPTIVE REQUIREMENT OF THE 2025 NYS ENERGY CONSERVATION CONSTRUCTION CODE, (2025 NYS ASHRAE 90.1), BASED ON ASHRAE 90.1-2022.

*WHERE SHOWN (RD/SRD) ON THE ROOF PLAN, INSTALL LIQUID RESIN CAP MEMBRANE

ROOF ASSEMBLY - TYPE B (FULLY ADHERED)
(PANELS 003.1, 007.1 & 007.2)

	R-VALUE
• OUTSIDE AIR FILM	0.17
• 2 PLY MODIFIED BITUMEN ROOF MEMBRANE*	0.34
• 1/2" COVERBOARD	0.56
• FLAT STOCK POLYISOCYANURATE INSULATION. MIN. 6 1/2" AT DRAIN SUMP CRICKETS WHERE INDICATED	33.00 CI*
• TORCH GRADE VAPOR RETARDER	0.12
• 1/2" THERMAL BARRIER BOARD, MECHANICALLY FASTENED	0.54
• 1 1/2" METAL ROOF DECK (SLOPED)	-
TOTAL R-VALUE: 35.25	

*CI: CONTINUOUS INSULATION VALUE MEETS OR EXCEEDS THE PRESCRIPTIVE REQUIREMENT OF THE 2025 NYS ENERGY CONSERVATION CONSTRUCTION CODE, (2025 NYS ASHRAE 90.1), BASED ON ASHRAE 90.1-2022.

GRAPHIC SYMBOL LEGEND

SYMBOL	DESCRIPTION
### / XXX'-XX"	ROOF AREA DESIGNATION AND ELEVATION
	NOT IN CONTRACT
	PRECAST CONCRETE SPLASH BLOCK
	CRICKET
SRD RD	ROOF DRAIN AND SECONDARY ROOF DRAIN SUMP
RD	ROOF DRAIN SUMP
	FLEXIBLE WALKWAY PAD OR ROLL (TYPE 2)
	RUBBER ROOF WALKWAY PAD (TYPE 2) ON SACRIFICIAL SLIP SHEETS.
S	EXISTING ROOF DECK SLOPE
X":12" S	TAPERED INSULATION ROOF SLOPE
	LIGHT WEIGHT DECK INFILL. SEE STRUCTURAL DRAWINGS FOR INFILL OF STRUCTURAL SLAB.
	LIQUID RESIN CAP MEMBRANE
	STRUCTURAL SLAB INFILL, SEE STRUCTURAL DRAWINGS

RD= ROOF DRAIN
SRD= SECONDARY ROOF DRAIN
H.P.= HIGH POINT
L.P.= LOW POINT
E.J.= EXPANSION JOINT

1 ROOF PLAN - PHASE 2
1/8" = 1'-0"

RENOVATE PLANT SCIENCE BUILDING - PHASE 2
SUCF Project No. 161026-00

236 Tower Road
Ithaca, NY 14853

Cornell CALS College of Agriculture and Life Sciences
SUNY State University Construction Fund

Ellenzweig Architecture | Planning	230 Congress Street Boston, MA 02110 T 617 491-5575
Ryan Biggs Clark Davis Structural Engineers	257 Ushers Road Clifton Park, NY 12065 T 518 406-5506
Salas O'Brien Consulting & Engineering Group of NY, Inc. Mechanical Engineers	300 Trolley Blvd. Rochester, NY 14606 T 585 288-5590
Jade Stone Engineering Electrical Engineers	444 Vanduzee St. Watertown, NY 13601 T 315 836 4062
Watson Engineering Plumbing	4500 State Route 434 Apalachin, NY 13732 T 607 223-4334
DM Engineers Fire Protection Engineers	1007 Yonkers Ave Yonkers, NY 10704 T 929 333-2339
Bell & Spina Building Envelope	215 Wyoming Street S Syracuse, NY 13204 T 315 488-0377
Environ. Design & Research Historic Preservation, Landscape, Civil Engineering	217 Montgomery St, Suite 1000 Syracuse, NY 13202 T 315 471-0688
Schuler Shook Lighting Design	240 W 40th Street, 2nd Floor New York, NY 10018 T 212 439-5650
D2D Green Design Sustainability PH2	10 Hallenbeck Hill East Greenbush, NY 12061 T 518 729-2967
Shen Milsom & Wilke Acoustics, IT, AV, Security	417 Fifth Avenue New York, NY 10016 T 212 725-6800
Watts Architects & Engineers Asbestos, Haz Mat	95 Perry Street, Suite 300 Buffalo, NY 14203 T 716 206-5122
Hastings Consulting Building Code	142 Hanlon Rd Holliston, MA 01746 T 508 397-8417
Ellana Cost Consulting	32 Broadway, Suite 801 New York, NY 10004 T 212971-0936

Notes:

GENERAL NOTE:
GC TO COORDINATE WORK OF ALL TRADES, INCLUDING CONCRETE PATCHING AND FIRESTOPPING AS REQUIRED TO MAINTAIN EXISTING AND NEW FIRE RATINGS OF SLABS, WALLS, STRUCTURAL STEEL, AND SHAFTS WHERE AFFECTED BY SCOPE OF WORK, AND AT NON-RATED PARTITIONS, TO SEPARATE SPACES ACOUSTICALLY.

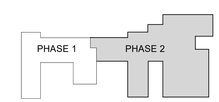

Keyplan

Job Number	31909.00
Drawing By	BF
Checked By	DKA
Filename	
Date	August 31, 2026

Revisions

ROOF PLAN - PHASE 2

REGISTERED ARCHITECT DOUGLAS K. ARNOLD 032689 STATE OF NEW YORK
REGISTRATION EXPIRES: 08/31/2028

BID DOCUMENTS
Scale: As indicated

A1.5

2024 Ellenzweig ©

Autodesk Docs://31909 SUCF Cornell Plant Sciences/31909_Cornell PSB_Arch_R23.rvt

REFLECTED CEILING PLAN LEGEND

CEILING TYPES

- ACT-1 2'x4' TEGULAR, 9/16" GRID WITH 1/4" REVEAL, TYP.
- ACT-2 ACOUSTIC PANEL
- GYPSUM BOARD, PTD
- COLD RM CEILING BY COLD RM MFR
- ACT-3 2'x4' MR FOR HIGH HUMIDITY 9/16" GRID WITH 1/4" REVEAL
- ACT-4 PERFORATED METAL, TORSION SPRING
- EXPOSED UNDERSIDE OF SLAB, PLASTER AND/OR BEAMS, PTD

LIGHT FIXTURES, SEE ELECT.

- RECESSED CAN
- RECESSED DOWNLIGHT
- 1'x4' LINEAR BOX
- 2'x2' TROFFER
- 2'x4' TROFFER
- RECESSED LINEAR
- SUSPENDED LINEAR
- SURFACE MOUNTED
- EXIT SIGN (FILL INDICATES FACE)

MECHANICAL ITEMS, SEE MECH.

- LINEAR SUPPLY GRILL
- 2x2 SUPPLY GRILL
- 2x2 RETURN GRILL
- EXHAUST GRILL
- POINT OF USE FLUE & PANEL
- POINT OF USE EXHAUST
- EXHAUST
- HYDRONIC CASSETTE UNIT

MISC. ITEMS

- SPEAKER - RECESSED
- SPRINKLER HEAD
- SMOKE DETECTOR
- WIRELESS ACCESS POINT
- CEILING MOUNTED PROJECTOR
- RECESSED CEILING PROJECTOR SCREEN
- ROLLER SHADE, SURFACE MTD
- CURTAIN
- WALL MOUNTED FIRE ALARM HORN & STROBE
- EMERGENCY SHOWER HEAD
- SECURITY CAMERA
- EXISTING N.I.C.

GENERAL NOTES:
1. SEE G-SERIES FOR DIAGRAMS INDICATING SPACES WITH PLENUM RETURN, REQUIRING ABOVE-CEILING ELEMENTS TO BE PLENUM-RATED.
2. GC TO COORDINATE WORK OF ALL TRADES, INCLUDING BUT NOT LIMITED TO COORDINATION OF SPRINKLER HEADS WITH SHELVING, LIGHTING, AND OTHER POTENTIAL OBSTRUCTIONS; CENTERING OF DEVICES ON ACT PANELS; LOCATING DEVICES PER ARCHITECTURAL DRAWINGS OR COORDINATION WITH ARCHITECT.
3. PROVIDE GWB SOFFITS AT CHANGES IN CEILING HEIGHT; PAINT ALL EXPOSED GYPSUM FACES OF SOFFITS. B.O. SOFFITS ARE TO RECEIVE SAME FINISH AS TYP CEILING (FLAT)
4. PATCH EXPOSED CONCRETE BEAM ENCLOSURES AND SLABS AS REQUIRED TO RETAIN FIRE RATINGS

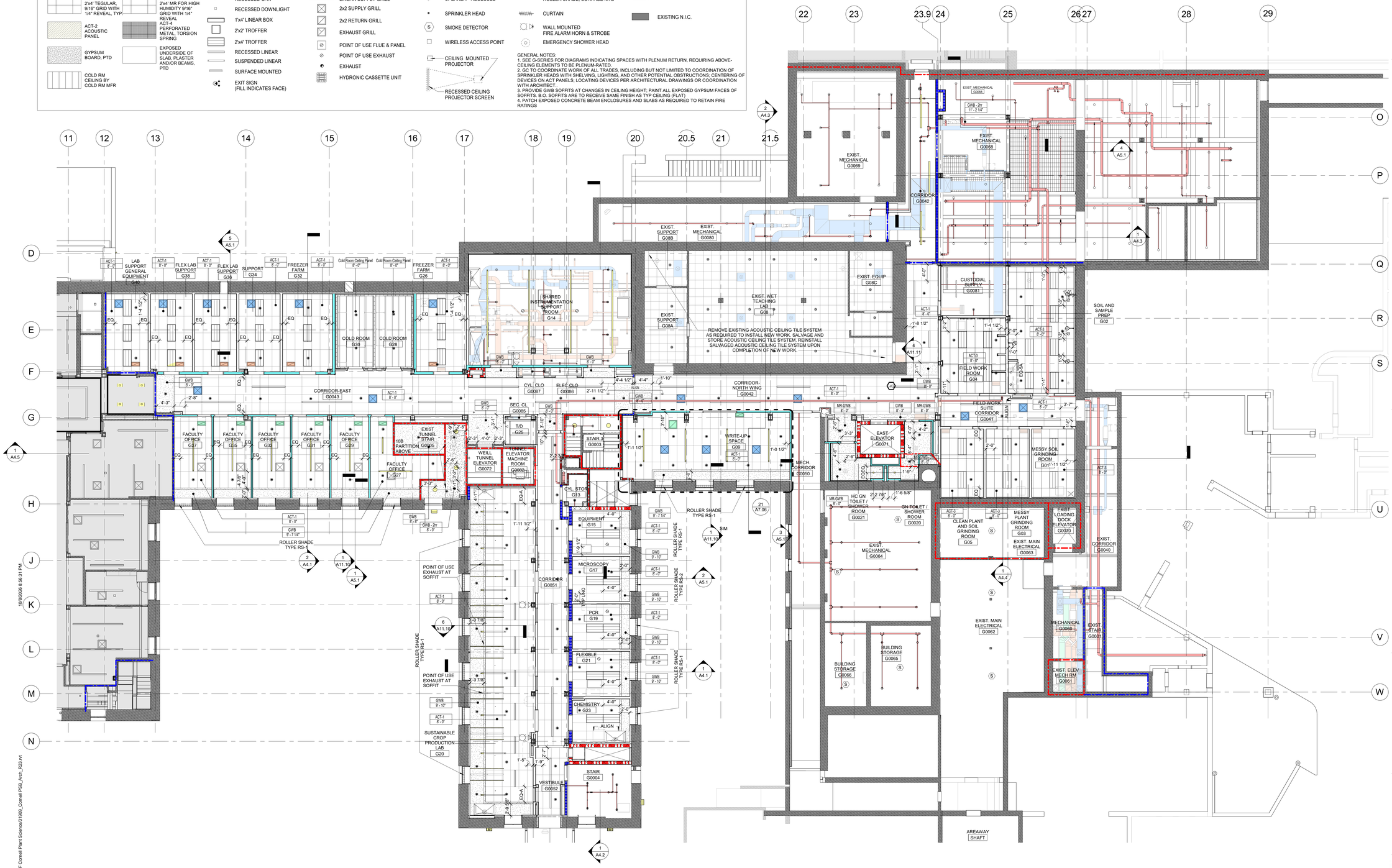

1 GROUND FLOOR REFLECTED CEILING PLAN - PHASE 2
1/8" = 1'-0"

RENOVATE PLANT SCIENCE BUILDING - PHASE 2

SUCF Project No. 161026-00

236 Tower Road
Ithaca, NY 14853

Cornell CALS College of Agriculture and Life Sciences

SUNY State University Construction Fund

Ellenzweig Architecture | Planning	230 Congress Street Boston, MA 02110 T 617 491-5575
Ryan Biggs Clark Davis Structural Engineers	257 Ushers Road Clifton Park, NY 12065 T 518 406-5506
Salas O'Brien Consulting & Engineering Group of NY, Inc. Mechanical Engineers	300 Trolley Blvd. Rochester, NY 14606 T 585 288-5590
Jade Stone Engineering Electrical Engineers	444 Vanduzee St. Watertown, NY 13601 T 315 836 4062
Watson Engineering Plumbing	4500 State Route 434 Apalachin, NY 13732 T 607 223-4334
DM Engineers Fire Protection Engineers	1007 Yonkers Ave Yonkers, NY 10704 T 929 333-2339
Bell & Spina Building Envelope	215 Wyoming Street S Syracuse, NY 13204 T 315 488-0377
Environ. Design & Research Historic Preservation, Landscape, Civil Engineering	217 Montgomery St, Suite 1000 Syracuse, NY 13202 T 315 471-0688
Schuler Shook Lighting Design	240 W 40th Street, 2nd Floor New York, NY 10018 T 212 439-5650
D2D Green Design Sustainability PH2	10 Hallenbeck Hill East Greenbush, NY 12061 T 518 729-2967
Shen Milsom & Wilke Acoustics, IT, AV, Security	417 Fifth Avenue New York, NY 10016 T 212 725-6800
Watts Architects & Engineers Asbestos, Haz Mat	95 Perry Street, Suite 300 Buffalo, NY 14203 T 716 206-5122
Hastings Consulting Building Code	142 Hanlon Rd Holliston, MA 01746 T 508 397-8417
Ellana Cost Consulting	32 Broadway, Suite 801 New York, NY 10004 T 212971-0936

Notes:

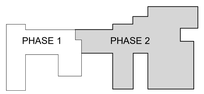

Keyplan

Job Number	31909.00
Drawing By	BF
Checked By	Checker
Filename	
Date	August 31, 2026

Revisions

GROUND FLOOR REFLECTED CEILING PLAN - PHASE 2

BID DOCUMENTS
Scale: 1/8" = 1'-0"

REGISTERED ARCHITECT JOSEPH VINCENT RUSSO 022901-1 STATE OF NEW YORK

A2.0

2024 Ellenzweig ©

Autodesk Docs://31909 SUCF Cornell Plant Science/31909_Cornell PSB_Arch_R23.rvt
03/02/26 8:56:31 PM

REFLECTED CEILING PLAN LEGEND

CEILING TYPES

- ACT-1 2'x4' TEGULAR, 9/16" GRID WITH 1/4" REVEAL, TYP.
- ACT-2 ACOUSTIC PANEL
- GYPSUM BOARD, PTD
- COLD RM CEILING BY COLD RM MFR
- ACT-3 2'x4' MR FOR HIGH HUMIDITY 9/16" GRID WITH 1/4" REVEAL
- ACT-4 PERFORATED METAL, TORSION SPRING
- EXPOSED UNDERSIDE OF SLAB, PLASTER AND/OR BEAMS, PTD

LIGHT FIXTURES, SEE ELECT.

- RECESSED CAN
- RECESSED DOWNLIGHT
- 1'x4' LINEAR BOX
- 2'x2' TROFFER
- 2'x4' TROFFER
- RECESSED LINEAR
- SUSPENDED LINEAR
- SURFACE MOUNTED
- EXIT SIGN (FILL INDICATES FACE)

MECHANICAL ITEMS, SEE MECH.

- LINEAR SUPPLY GRILL
- 2x2 SUPPLY GRILL
- 2x2 RETURN GRILL
- EXHAUST GRILL
- POINT OF USE FLUE & PANEL
- POINT OF USE EXHAUST
- EXHAUST
- HYDRONIC CASSETTE UNIT

MISC. ITEMS

- SPEAKER - RECESSED
- SPRINKLER HEAD
- SMOKE DETECTOR
- WIRELESS ACCESS POINT
- CEILING MOUNTED PROJECTOR
- RECESSED CEILING PROJECTOR SCREEN
- ROLLER SHADE, SURFACE MTD
- CURTAIN
- WALL MOUNTED FIRE ALARM HORN & STROBE
- EMERGENCY SHOWER HEAD
- SECURITY CAMERA
- EXISTING N.I.C.

GENERAL NOTES:
1. SEE G-SERIES FOR DIAGRAMS INDICATING SPACES WITH PLENUM RETURN, REQUIRING ABOVE-CEILING ELEMENTS TO BE PLENUM-RATED.
2. GC TO COORDINATE WORK OF ALL TRADES, INCLUDING BUT NOT LIMITED TO COORDINATION OF SPRINKLER HEADS WITH SHELVING, LIGHTING, AND OTHER POTENTIAL OBSTRUCTIONS; CENTERING OF DEVICES ON ACT PANELS; LOCATING DEVICES PER ARCHITECTURAL DRAWINGS OR COORDINATION WITH ARCHITECT.
3. PROVIDE GWB SOFFITS AT CHANGES IN CEILING HEIGHT; PAINT ALL EXPOSED GYPSUM FACES OF SOFFITS. B.O. SOFFITS ARE TO RECEIVE SAME FINISH AS TYP CEILING (FLAT)
4. PATCH EXPOSED CONCRETE BEAM ENCLOSURES AND SLABS AS REQUIRED TO RETAIN FIRE RATINGS

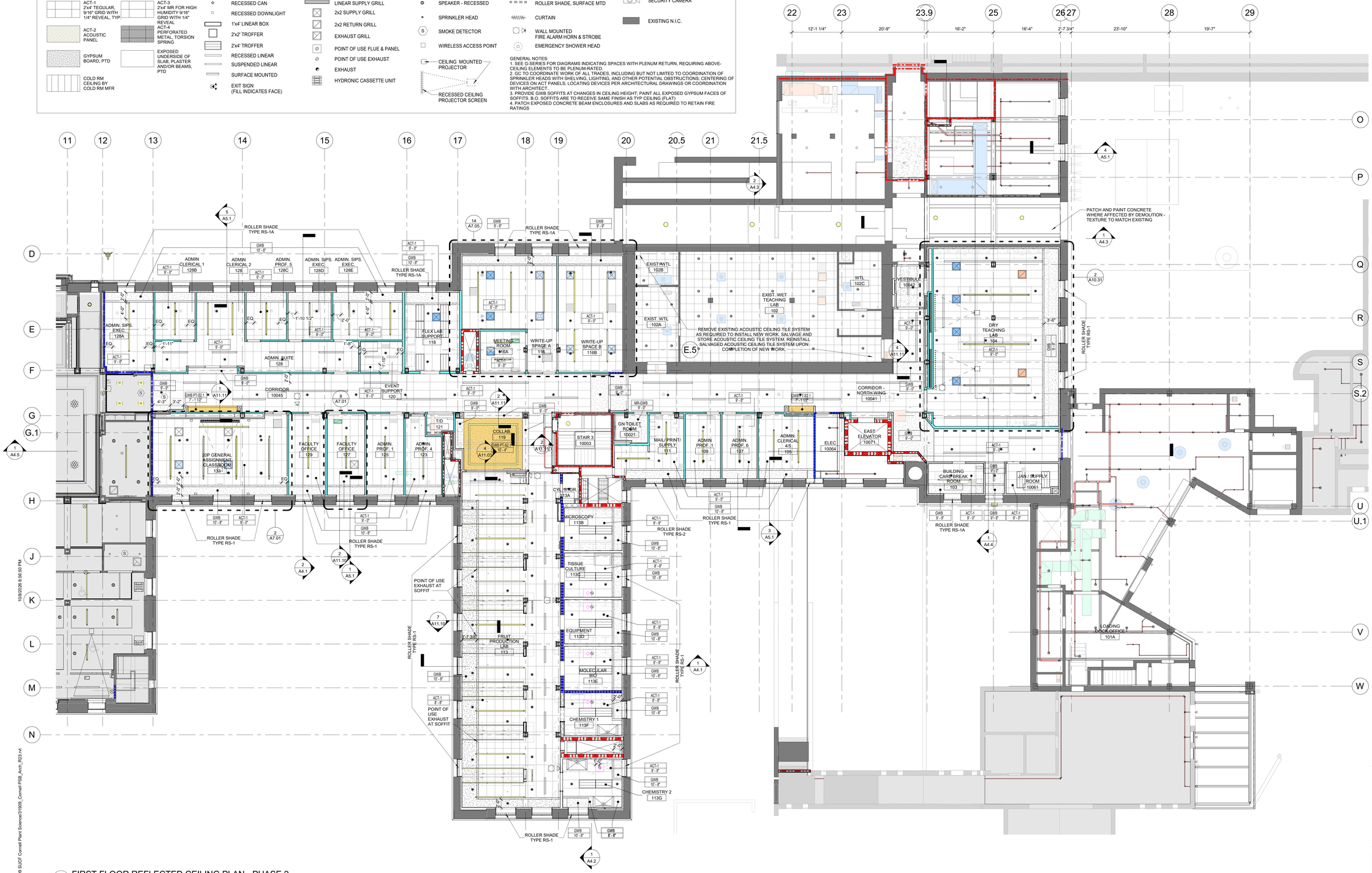

1 FIRST FLOOR REFLECTED CEILING PLAN - PHASE 2
1/8" = 1'-0"

RENOVATE PLANT SCIENCE BUILDING - PHASE 2
SUCF Project No. 161026-00

236 Tower Road
Ithaca, NY 14853

Cornell CALS College of Agriculture and Life Sciences

SUNY State University Construction Fund

Ellenzweig Architecture | Planning — 230 Congress Street, Boston, MA 02110, T 617 491-5575

Ryan Biggs Clark Davis Structural Engineers — 257 Ushers Road, Clifton Park, NY 12065, T 518 406-5506

Salas O'Brien Consulting & Engineering Group of NY, Inc. Mechanical Engineers — 300 Trolley Blvd. Rochester, NY 14606, T 585 288-5590

Jade Stone Engineering Electrical Engineers — 444 Vanduzee St. Watertown, NY 13601, T 315 836 4062

Watson Engineering Plumbing — 4500 State Route 434, Apalachin, NY 13732, T 607 223-4334

DM Engineers Fire Protection Engineers — 1007 Yonkers Ave, Yonkers, NY 10704, T 929 333-2339

Bell & Spina Building Envelope — 215 Wyoming Street S, Syracuse, NY 13204, T 315 488-0377

Environ. Design & Research Historic Preservation, Landscape, Civil Engineering — 217 Montgomery St, Suite 1000, Syracuse, NY 13202, T 315 471-0688

Schuler Shook Lighting Design — 240 W 40th Street, 2nd Floor, New York, NY 10018, T 212 439-5650

D2D Green Design Sustainability PH2 — 10 Hallenbeck Hill, East Greenbush, NY 12061, T 518 729-2967

Shen Milsom & Wilke Acoustics, IT, AV, Security — 417 Fifth Avenue, New York, NY 10016, T 212 725-6800

Watts Architects & Engineers Asbestos, Haz Mat — 95 Perry Street, Suite 300, Buffalo, NY 14203, T 716 206-5122

Hastings Consulting Building Code — 142 Hanlon Rd, Holliston, MA 01746, T 508 397-8417

Ellana Cost Consulting — 32 Broadway, Suite 801, New York, NY 10004, T 212971-0936

Notes:

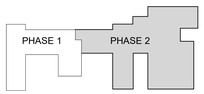

Keyplan

Job Number	31909.00
Drawing By	BF
Checked By	Checker
Filename	
Date	August 31, 2026

Revisions

FIRST FLOOR REFLECTED CEILING PLAN - PHASE 2

BID DOCUMENTS
Scale: 1/8" = 1'-0"

REGISTERED ARCHITECT BRIAN VINCENT BUDZILA 022901-1 STATE OF NEW YORK

A2.1

2024 Ellenzweig ©

Autodesk Docs://31909 SUCF Cornell Plant Science/31909_Cornell PSB_Arch_R23.rvt
01/8/2026 8:56:50 PM

REFLECTED CEILING PLAN LEGEND

CEILING TYPES

- ACT-1 2'x4' TEGULAR, 9/16" GRID WITH 1/4" REVEAL, TYP.
- ACT-2 ACOUSTIC PANEL
- GYPSUM BOARD, PTD
- COLD RM CEILING BY COLD RM MFR
- ACT-3 2'x4' MR FOR HIGH HUMIDITY 9/16" GRID WITH 1/4" REVEAL
- ACT-4 PERFORATED METAL, TORSION SPRING
- EXPOSED UNDERSIDE OF SLAB, PLASTER AND/OR BEAMS, PTD

LIGHT FIXTURES, SEE ELECT.

- RECESSED CAN
- RECESSED DOWNLIGHT
- 1'x4' LINEAR BOX
- 2'x2' TROFFER
- 2'x4' TROFFER
- RECESSED LINEAR
- SUSPENDED LINEAR
- SURFACE MOUNTED
- EXIT SIGN (FILL INDICATES FACE)

MECHANICAL ITEMS, SEE MECH.

- LINEAR SUPPLY GRILL
- 2x2 SUPPLY GRILL
- 2x2 RETURN GRILL
- EXHAUST GRILL
- POINT OF USE FLUE & PANEL
- POINT OF USE EXHAUST
- EXHAUST
- HYDRONIC CASSETTE UNIT

MISC. ITEMS

- SPEAKER - RECESSED
- SPRINKLER HEAD
- SMOKE DETECTOR
- WIRELESS ACCESS POINT
- CEILING MOUNTED PROJECTOR
- RECESSED CEILING PROJECTOR SCREEN
- ROLLER SHADE, SURFACE MTD
- CURTAIN
- WALL MOUNTED FIRE ALARM HORN & STROBE
- EMERGENCY SHOWER HEAD
- SECURITY CAMERA
- EXISTING N.I.C.

GENERAL NOTES:
1. SEE G-SERIES FOR DIAGRAMS INDICATING SPACES WITH PLENUM RETURN, REQUIRING ABOVE-CEILING ELEMENTS TO BE PLENUM-RATED.
2. GC TO COORDINATE WORK OF ALL TRADES, INCLUDING BUT NOT LIMITED TO COORDINATION OF SPRINKLER HEADS WITH SHELVING, LIGHTING, AND OTHER POTENTIAL OBSTRUCTIONS; CENTERING OF DEVICES ON ACT PANELS; LOCATING DEVICES PER ARCHITECTURAL DRAWINGS OR COORDINATION WITH ARCHITECT.
3. PROVIDE GWB SOFFITS AT CHANGES IN CEILING HEIGHT; PAINT ALL EXPOSED GYPSUM FACES OF SOFFITS. B.O. SOFFITS ARE TO RECEIVE SAME FINISH AS TYP CEILING (FLAT)
4. PATCH EXPOSED CONCRETE BEAM ENCLOSURES AND SLABS AS REQUIRED TO RETAIN FIRE RATINGS

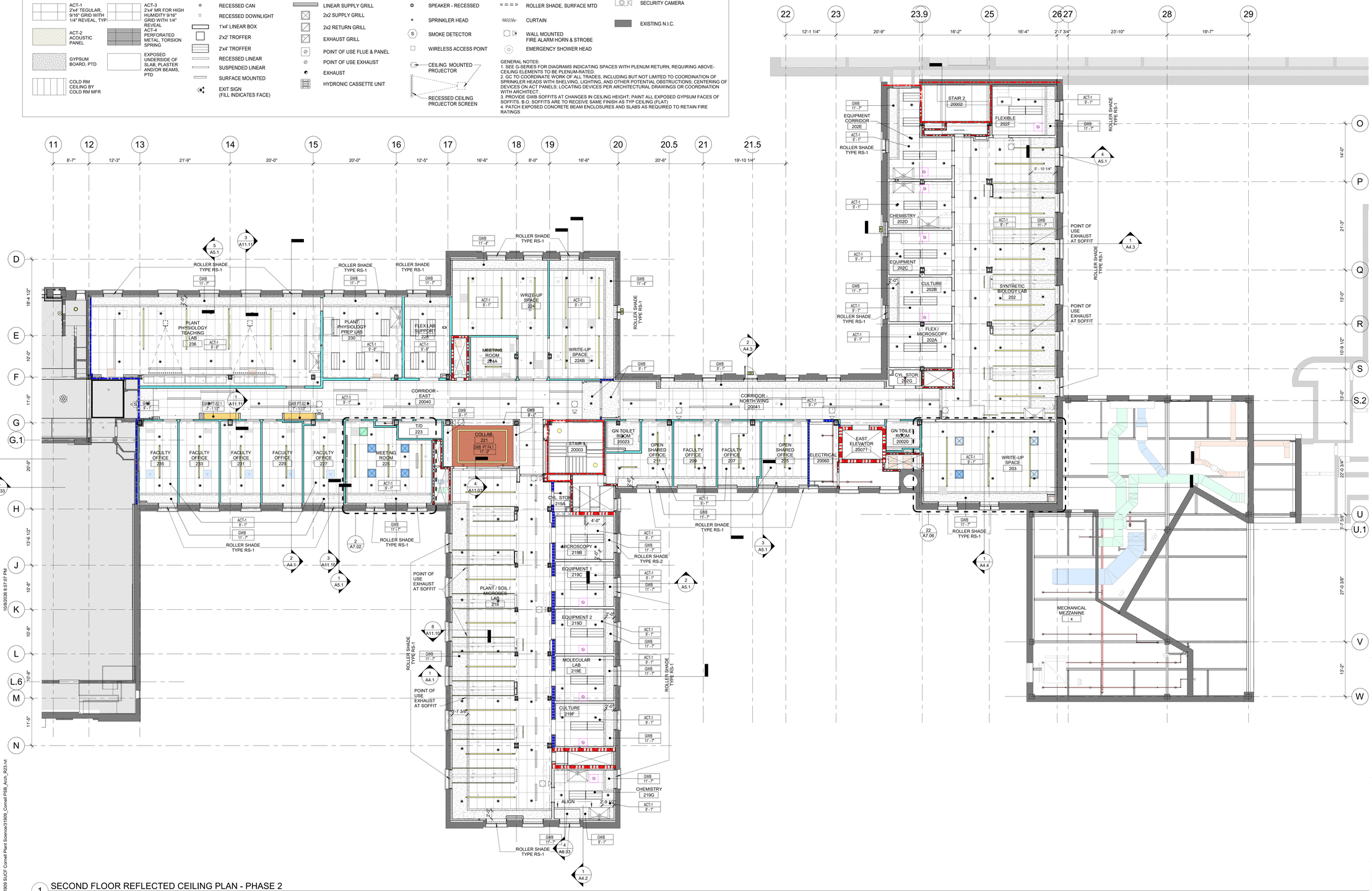

1 SECOND FLOOR REFLECTED CEILING PLAN - PHASE 2
1/8" = 1'-0"

RENOVATE PLANT SCIENCE BUILDING - PHASE 2
SUCF Project No. 161026-00
236 Tower Road
Ithaca, NY 14853

Cornell CALS College of Agriculture and Life Sciences
SUNY State University Construction Fund

Ellenzweig Architecture | Planning	230 Congress Street Boston, MA 02110 T 617 491-5575
Ryan Biggs Clark Davis Structural Engineers	257 Ushers Road Clifton Park, NY 12065 T 518 406-5506
Salas O'Brien Consulting & Engineering Group of NY, Inc. Mechanical Engineers	300 Trolley Blvd. Rochester, NY 14606 T 585 288-5590
Jade Stone Engineering Electrical Engineers	444 Vanduzee St. Watertown, NY 13601 T 315 836 4062
Watson Engineering Plumbing	4500 State Route 434 Apalachin, NY 13732 T 607 223-4334
DM Engineers Fire Protection Engineers	1007 Yonkers Ave Yonkers, NY 10704 T 929 333-2339
Bell & Spina Building Envelope	215 Wyoming Street S Syracuse, NY 13204 T 315 488-0377
Environ. Design & Research Historic Preservation, Landscape, Civil Engineering	217 Montgomery St, Suite 1000 Syracuse, NY 13202 T 315 471-0688
Schuler Shook Lighting Design	240 W 40th Street, 2nd Floor New York, NY 10018 T 212 439-5650
D2D Green Design Sustainability PH2	10 Hallenbeck Hill East Greenbush, NY 12061 T 518 729-2967
Shen Milsom & Wilke Acoustics, IT, AV, Security	417 Fifth Avenue New York, NY 10016 T 212 725-6800
Watts Architects & Engineers Asbestos, Haz Mat	95 Perry Street, Suite 300 Buffalo, NY 14203 T 716 206-5122
Hastings Consulting Building Code	142 Hanlon Rd Holliston, MA 01746 T 508 397-8417
Ellana Cost Consulting	32 Broadway, Suite 801 New York, NY 10004 T 212971-0936

Notes:

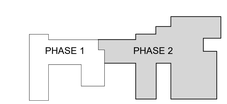

Keyplan

Job Number 31909.00
Drawing By BF
Checked By Checker
Filename
Date August 31, 2026

Revisions

SECOND FLOOR REFLECTED CEILING PLAN - PHASE 2

BID DOCUMENTS
Scale: 1/8" = 1'-0"

REGISTERED ARCHITECT JAMES VINCENT ALONGI 022901-1 STATE OF NEW YORK

A2.2

2024 Ellenzweig ©

Autodesk Docs://31909 SUCF Cornell Plant Sciences/31909_Cornell PSB_Arch_R23.rvt
10/20/2026 8:57:07 PM

REFLECTED CEILING PLAN LEGEND

CEILING TYPES

- ACT-1 2'x4' TEGULAR, 9/16" GRID WITH 1/4" REVEAL, TYP.
- ACT-2 ACOUSTIC PANEL
- GYPSUM BOARD, PTD
- COLD RM CEILING BY COLD RM MFR
- ACT-3 2'x4' MR FOR HIGH HUMIDITY 9/16" GRID WITH 1/4" REVEAL
- ACT-4 PERFORATED METAL, TORSION SPRING
- EXPOSED UNDERSIDE OF SLAB, PLASTER AND/OR BEAMS, PTD

LIGHT FIXTURES, SEE ELECT.

- RECESSED CAN
- RECESSED DOWNLIGHT
- 1'x4' LINEAR BOX
- 2'x2' TROFFER
- 2'x4' TROFFER
- RECESSED LINEAR
- SUSPENDED LINEAR
- SURFACE MOUNTED
- EXIT SIGN (FILL INDICATES FACE)

MECHANICAL ITEMS, SEE MECH.

- LINEAR SUPPLY GRILL
- 2x2 SUPPLY GRILL
- 2x2 RETURN GRILL
- EXHAUST GRILL
- POINT OF USE FLUE & PANEL
- POINT OF USE EXHAUST
- EXHAUST
- HYDRONIC CASSETTE UNIT

MISC. ITEMS

- SPEAKER - RECESSED
- SPRINKLER HEAD
- SMOKE DETECTOR
- WIRELESS ACCESS POINT
- CEILING MOUNTED PROJECTOR
- RECESSED CEILING PROJECTOR SCREEN
- ROLLER SHADE, SURFACE MTD
- CURTAIN
- WALL MOUNTED FIRE ALARM HORN & STROBE
- EMERGENCY SHOWER HEAD
- SECURITY CAMERA
- EXISTING N.I.C.

GENERAL NOTES:
1. SEE G-SERIES FOR DIAGRAMS INDICATING SPACES WITH PLENUM RETURN, REQUIRING ABOVE-CEILING ELEMENTS TO BE PLENUM-RATED.
2. GC TO COORDINATE WORK OF ALL TRADES, INCLUDING BUT NOT LIMITED TO COORDINATION OF SPRINKLER HEADS WITH SHELVING, LIGHTING, AND OTHER POTENTIAL OBSTRUCTIONS; CENTERING OF DEVICES ON ACT PANELS; LOCATING DEVICES PER ARCHITECTURAL DRAWINGS OR COORDINATION WITH ARCHITECT.
3. PROVIDE GWB SOFFITS AT CHANGES IN CEILING HEIGHT; PAINT ALL EXPOSED GYPSUM FACES OF SOFFITS. B.O. SOFFITS ARE TO RECEIVE SAME FINISH AS TYP CEILING (FLAT)
4. PATCH EXPOSED CONCRETE BEAM ENCLOSURES AND SLABS AS REQUIRED TO RETAIN FIRE RATINGS

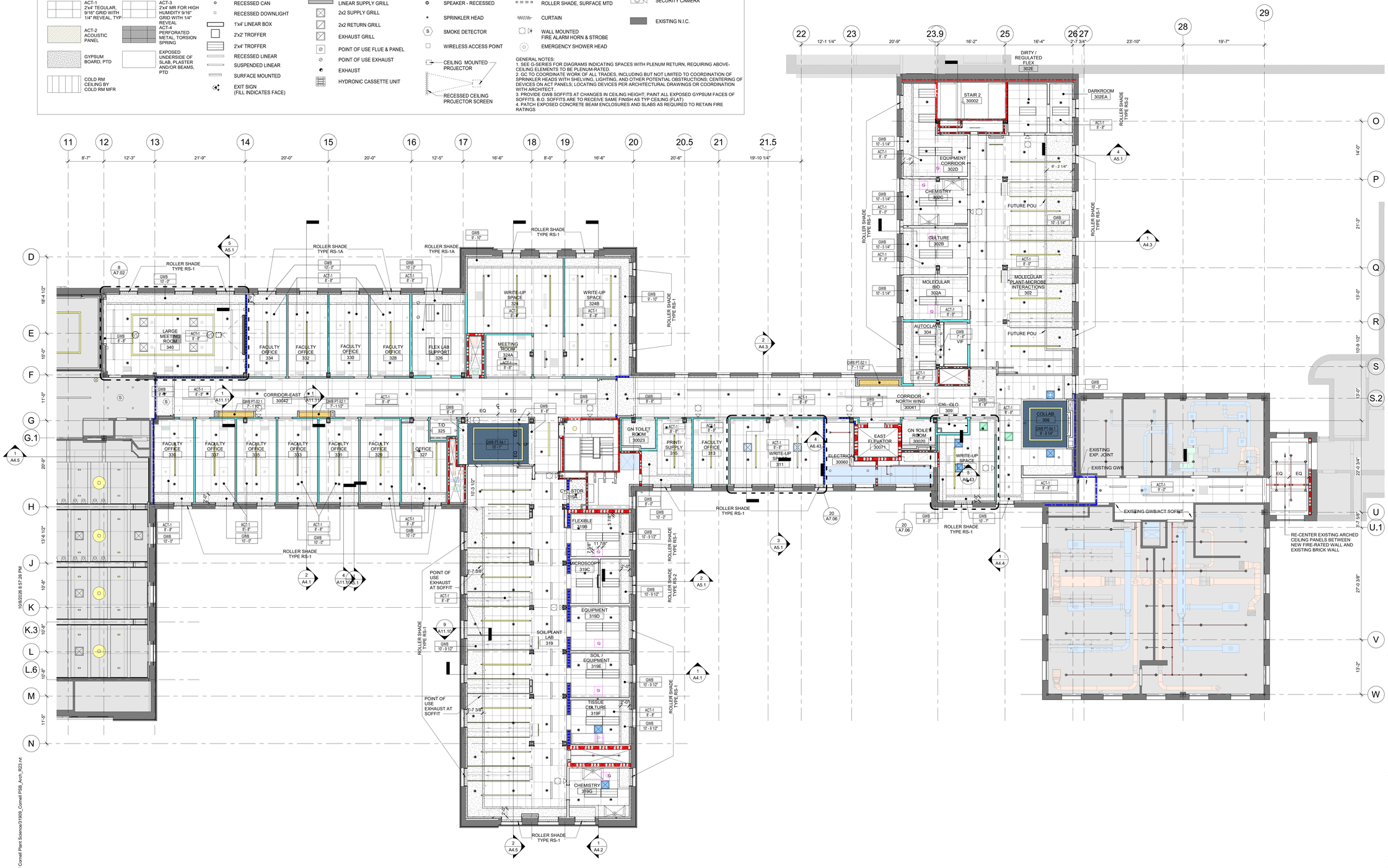

1 THIRD FLOOR REFLECTED CEILING PLAN - PHASE 2
1/8" = 1'-0"

RENOVATE PLANT SCIENCE BUILDING - PHASE 2
SUCF Project No. 161026-00

236 Tower Road
Ithaca, NY 14853

Cornell CALS College of Agriculture and Life Sciences
SUNY State University Construction Fund

Ellenzweig Architecture | Planning	230 Congress Street Boston, MA 02110 T 617 491-5575
Ryan Biggs Clark Davis Structural Engineers	257 Ushers Road Clifton Park, NY 12065 T 518 406-5506
Salas O'Brien Consulting & Engineering Group of NY, Inc. Mechanical Engineers	300 Trolley Blvd. Rochester, NY 14606 T 585 288-5590
Jade Stone Engineering Electrical Engineers	444 Vanduzee St. Watertown, NY 13601 T 315 836 4062
Watson Engineering Plumbing	4500 State Route 434 Apalachin, NY 13732 T 607 223-4334
DM Engineers Fire Protection Engineers	1007 Yonkers Ave Yonkers, NY 10704 T 929 333-2339
Bell & Spina Building Envelope	215 Wyoming Street S Syracuse, NY 13204 T 315 488-0377
Environ. Design & Research Historic Preservation, Landscape, Civil Engineering	217 Montgomery St, Suite 1000 Syracuse, NY 13202 T 315 471-0688
Schuler Shook Lighting Design	240 W 40th Street, 2nd Floor New York, NY 10018 T 212 439-5650
D2D Green Design Sustainability PH2	10 Hallenbeck Hill East Greenbush, NY 12061 T 518 729-2967
Shen Milsom & Wilke Acoustics, IT, AV, Security	417 Fifth Avenue New York, NY 10016 T 212 725-6800
Watts Architects & Engineers Asbestos, Haz Mat	95 Perry Street, Suite 300 Buffalo, NY 14203 T 716 206-5122
Hastings Consulting Building Code	142 Hanlon Rd Holliston, MA 01746 T 508 397-8417
Ellana Cost Consulting	32 Broadway, Suite 801 New York, NY 10004 T 212971-0936

Notes:

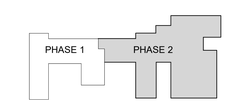

Keyplan

Job Number	31909.00
Drawing By	BF
Checked By	Checker
Filename	
Date	August 31, 2026

Revisions

THIRD FLOOR REFLECTED CEILING PLAN - PHASE 2

BID DOCUMENTS
Scale: 1/8" = 1'-0"

REGISTERED ARCHITECT JAMES VINCENT RUSSO 022901-1 STATE OF NEW YORK

A2.3

2024 Ellenzweig ©

Autodesk Docs://31909 SUCF Cornell Plant Science/31909_Cornell PSB_Arch_R23.rvt
1/8/2026 8:57:26 PM

REFLECTED CEILING PLAN LEGEND

CEILING TYPES

- ACT-1 2'x4' TEGULAR, 9/16" GRID WITH 1/4" REVEAL, TYP.
- ACT-2 ACOUSTIC PANEL
- GYPSUM BOARD, PTD
- COLD RM CEILING BY COLD RM MFR
- ACT-3 2'x4' MR FOR HIGH HUMIDITY 9/16" GRID WITH 1/4" REVEAL
- ACT-4 PERFORATED METAL, TORSION SPRING
- EXPOSED UNDERSIDE OF SLAB, PLASTER AND/OR BEAMS, PTD

LIGHT FIXTURES, SEE ELECT.

- RECESSED CAN
- RECESSED DOWNLIGHT
- 1'x4' LINEAR BOX
- 2'x2' TROFFER
- 2'x4' TROFFER
- RECESSED LINEAR
- SUSPENDED LINEAR
- SURFACE MOUNTED
- EXIT SIGN (FILL INDICATES FACE)

MECHANICAL ITEMS, SEE MECH.

- LINEAR SUPPLY GRILL
- 2x2 SUPPLY GRILL
- 2x2 RETURN GRILL
- EXHAUST GRILL
- POINT OF USE FLUE & PANEL
- POINT OF USE EXHAUST
- EXHAUST
- HYDRONIC CASSETTE UNIT

MISC. ITEMS

- SPEAKER - RECESSED
- SPRINKLER HEAD
- SMOKE DETECTOR
- WIRELESS ACCESS POINT
- CEILING MOUNTED PROJECTOR
- RECESSED CEILING PROJECTOR SCREEN
- ROLLER SHADE, SURFACE MTD
- CURTAIN
- WALL MOUNTED FIRE ALARM HORN & STROBE
- EMERGENCY SHOWER HEAD
- SECURITY CAMERA
- EXISTING N.I.C.

GENERAL NOTES:
1. SEE G-SERIES FOR DIAGRAMS INDICATING SPACES WITH PLENUM RETURN, REQUIRING ABOVE-CEILING ELEMENTS TO BE PLENUM-RATED.
2. GC TO COORDINATE WORK OF ALL TRADES, INCLUDING BUT NOT LIMITED TO COORDINATION OF SPRINKLER HEADS WITH SHELVING, LIGHTING, AND OTHER POTENTIAL OBSTRUCTIONS; CENTERING OF DEVICES ON ACT PANELS; LOCATING DEVICES PER ARCHITECTURAL DRAWINGS OR COORDINATION WITH ARCHITECT.
3. PROVIDE GWB SOFFITS AT CHANGES IN CEILING HEIGHT; PAINT ALL EXPOSED GYPSUM FACES OF SOFFITS. B.O. SOFFITS ARE TO RECEIVE SAME FINISH AS TYP CEILING (FLAT)
4. PATCH EXPOSED CONCRETE BEAM ENCLOSURES AND SLABS AS REQUIRED TO RETAIN FIRE RATINGS

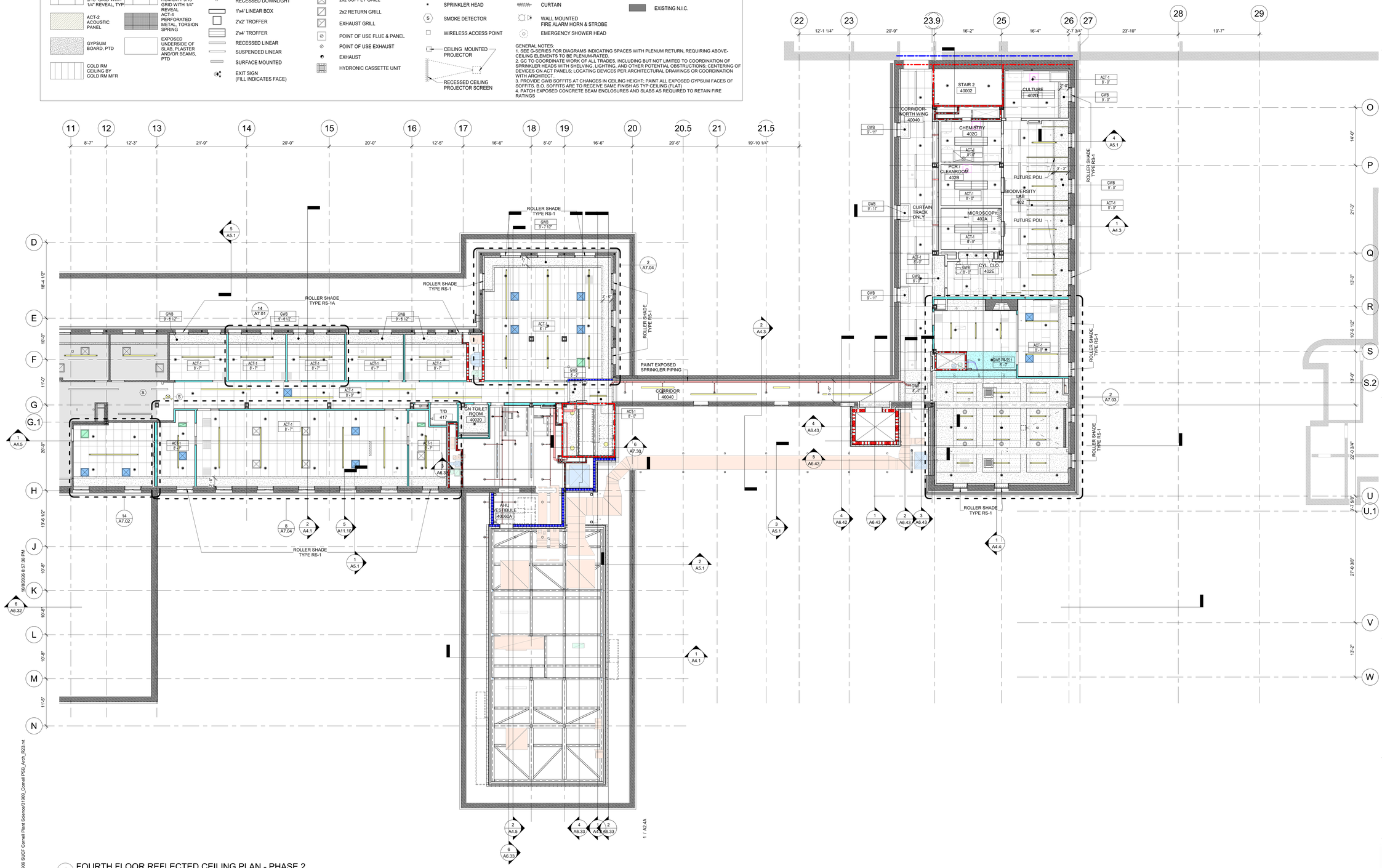

1 FOURTH FLOOR REFLECTED CEILING PLAN - PHASE 2
1/8" = 1'-0"

RENOVATE PLANT SCIENCE BUILDING - PHASE 2
SUCF Project No. 161026-00
236 Tower Road
Ithaca, NY 14853

Cornell CALS College of Agriculture and Life Sciences
SUNY State University Construction Fund

Ellenzweig Architecture | Planning	230 Congress Street Boston, MA 02110 T 617 491-5575
Ryan Biggs Clark Davis Structural Engineers	257 Ushers Road Clifton Park, NY 12065 T 518 406-5506
Salas O'Brien Consulting & Engineering Group of NY, Inc. Mechanical Engineers	300 Trolley Blvd. Rochester, NY 14606 T 585 288-5590
Jade Stone Engineering Electrical Engineers	444 Vanduzee St. Watertown, NY 13601 T 315 836 4062
Watson Engineering Plumbing	4500 State Route 434 Apalachin, NY 13732 T 607 223-4334
DM Engineers Fire Protection Engineers	1007 Yonkers Ave Yonkers, NY 10704 T 929 333-2339
Bell & Spina Building Envelope	215 Wyoming Street S Syracuse, NY 13204 T 315 488-0377
Environ. Design & Research Historic Preservation, Landscape, Civil Engineering	217 Montgomery St, Suite 1000 Syracuse, NY 13202 T 315 471-0688
Schuler Shook Lighting Design	240 W 40th Street, 2nd Floor New York, NY 10018 T 212 439-5650
D2D Green Design Sustainability PH2	10 Hallenbeck Hill East Greenbush, NY 12061 T 518 729-2967
Shen Milsom & Wilke Acoustics, IT, AV, Security	417 Fifth Avenue New York, NY 10016 T 212 725-6800
Watts Architects & Engineers Asbestos, Haz Mat	95 Perry Street, Suite 300 Buffalo, NY 14203 T 716 206-5122
Hastings Consulting Building Code	142 Hanlon Rd Holliston, MA 01746 T 508 397-8417
Ellana Cost Consulting	32 Broadway, Suite 801 New York, NY 10004 T 212971-0936

Notes:

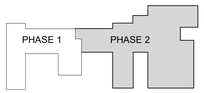

Keyplan

Job Number	31909.00
Drawing By	BF
Checked By	Checker
Filename	
Date	August 31, 2026

Revisions

FOURTH FLOOR REFLECTED CEILING PLAN - PHASE 2

BID DOCUMENTS
Scale: 1/8" = 1'-0"

REGISTERED ARCHITECT JAMES VINCENT FLORIO 022901-1 STATE OF NEW YORK

A2.4

2024 Ellenzweig ©

Autodesk Docs://31909 SUCF Cornell Plant Sciences/31909_Cornell PSB_Arch_R23.rvt
10/20/2026 8:57:39 PM

TYPICAL MASONRY CLEANING NOTES (APPLIES TO ALL EXTERIOR ELEVATION SHEETS):

TYPICAL MASONRY CLEANING NOTES (APPLIES TO ALL EXTERIOR ELEVATION SHEETS):

1. MICRO ABRASIVE CLEANING REFER TO MASONRY CLEANING SPEC..

2. DEMONSTRATE CLEANING METHODS THROUGH IN PLACE MOCKUPS. CONDUCT CLEANING MOCKUPS OF 2'X2' AREAS FOR EACH TYPE OF SURFACE FOR REVIEW AND APPROVAL BY THE CAMPUS AND THE ARCHITECT PRIOR TO PROCEEDING. REDO MOCKUPS TO ACHIEVE THE APPROVED APPEARANCE AS DIRECTED BY THE ARCHITECT. SUBMIT A FORMAL RECORD OF THE MOCKUP WITH A WRITTEN DESCRIPTION.

3. THE INTENT IS TO REMOVE AS MUCH OF THE ENVIRONMENTAL STAINING AND COPPER STAINING FROM THE BRICK, STONE AND LIMESTONE SURFACES WITHOUT ADVERSELY AFFECTING THE STONE OR CAUSING DAMAGE.

4. CONDUCT CLEANING BEFORE INSTALLATION OF NEW ROOF SYSTEMS BUT AFTER REMOVAL OF METAL FLASHINGS CONCEALING PORTIONS OF THE STONE. REMOVE EQUIPMENT AND ANCHORS MOUNTED TO THE LIMESTONE (AND PATCH HOLES) WHERE SCHEDULED IN THE CONTRACT DOCUMENTS PRIOR TO THE CLEANING. PROTECT THE ROOF, WALL AREAS AND ADJACENT HVAC EQUIPMENT FROM DAMAGE.

5. CAPTURE THE CLEANING WATER USED IN THE CLEANING AND DISPOSE OF IN 55 GALLON DRUMS OR SIMILAR.

6. AVOID DAMAGE TO EXISTING BEDDING MORTARS AND SEALANT JOINTS. REPLACE IN-KIND IF DAMAGED.

7. CLEAN ALL SURFACES THAT WILL BE EXPOSED UPON COMPLETION OF ALL THE WORK. IN ADDITION, EXTEND CLEANING ONTO SURFACES THAT WILL BE CONCEALED UPON COMPLETION AS REQUIRED TO ACHIEVE PROPER CLEANING OF EXPOSED SURFACES.

TYPICAL ADDITIONAL MASONRY SCOPE NOTES (APPLIES TO ALL EXTERIOR ELEVATION SHEETS):

1. IN ADDITION TO REPOINTING AREAS AND QUANTITIES INDICATED ON THE EXTERIOR ELEVATION DRAWINGS, PROVIDE AN ADDITIONAL 1,500 SF OF BRICK MASONRY REPOINTING. FINAL LOCATIONS AND AREAS TO BE DETERMINED BY THE ARCHITECT BASED ON FIELD CONDITIONS.

2. IN ADDITION TO THE BRICK REPLACEMENT (FACE BRICK) AREAS AND QUANTITIES INDICATED ON THE EXTERIOR ELEVATION DRAWINGS, PROVIDE AN ADDITIONAL 500 SF OF FLEMISH BOND BRICK REPLACEMENT. FINAL LOCATIONS AND AREAS TO BE DETERMINED BY THE ARCHITECT BASED ON FIELD CONDITIONS.

3. IN ADDITION TO THE LIMESTONE/ NATURAL STONE REPAIR AREAS AND QUANITIES INDICATED ON THE EXTERIOR ELEVATIONS, PROVIDE AN ADDITIONAL 50 LF OF STONE CRACK REPAIR. FINAL LOCATIONS AND AREAS TO BE DETERMINED BY THE ARCHITECT BASED ON FIELD CONDITIONS.

4. REPAIR 4TH FLOOR AND PENTHOUSE EXTERIOR STUCCO FINISHES PER SPEC 09 25 33, TYPICAL. BID TO INCLUDE 500 LF OF STUCCO CRACK REPAIRS, 12" WIDE , 1 INCH DEEP. REVIEW FINAL LOCATIONS AND QUANTITIES WITH THE ARCHITECT.

5. FOR THE ADDITIONAL BID QUANTITIES SHOWN ABOVE INSPECT THE ENTIRE SURFACE WHERE ADDITIONAL WORK MAY BE NEEDED IN THE PRESENCE OF THE OWNER'S REPRESENTATIVE, MARK OUT AREAS WHERE ADDITIONAL WORK IS NEEDED, AND SUBMIT MARKED UP ELEVATIONS SHOWING ACTUAL LOCATIONS AND QUANTITIES NEEDED. SEE SECTION 4.02 OF THE AGREEMENT FOR ADJUSTMENTS DUE TO ACTUAL QUANTITIES REQUIRED.

6. ASSUME 15% OF REPOINTING TO BE DEEP REPOINTING WHERE UNSOUND MORTAR IS FOUND DEEPER THAN STANDARD REPOINTING DETAIL. DEEP REPOINTING AREAS TO BE RANDOMLY DISTRIBUTED THROUGHOUT WORK AREAS OF REPOINTING. SEE DETAIL 8/A6.1

BUILDING FACADE & ELEVATION KEY NOTES (ALL ELEVATIONS)		
		REF. DETAIL/SHEET
F1	REPOINT BRICK MASONRY	2, 4, 7, & 8A / A6.1
F2	CLEAN BRICK MASONRY	-
F3	CLEAN LIMESTONE/STONE	4 & 6 / A6.1
F3.1	REPOINT LIMESTONE JOINTS	9 & 10 / A6.1
F3.2	REPOINT GRANITE BASE	8A / A6.1
F4	REPLACE BRICK MASONRY TYPE I BRICK UNLESS NOTED OTHERWISE	4 & 6 / A6.1
F5	SAW CUT NEW CONTROL JOINTS (C.J.) IN PARAPET AND PROVIDE BACKER ROD AND SEALANT	4 & 8E / A6.1
F6	APPLY BREATHABLE SILOXANE SEALER OVER BRICK AND LIMESTONE MASONRY SUBSTRATE	-
F7	REPAIR LIMESTONE CRACKS/STONE CRACKS	11 / A6.1
F8	NEW BACKER ROD AND SEALANT AND WEATHER CAP LEAD TEE, TYPICAL ALL LIMESTONE HEAD JOINTS	9 / A6.1
F9	NEW BACKER ROD AND SEALANT IN PARAPET LIMESTONE CAP STONES PRIOR TO COPING INSTALLATION	7 & 10 / A6.1
F10	REPLACE BRICK MASONRY, MULTIPLE WYTHES.	6 / A6.1 & 6 / A6.2
F11	REPLACE GALVANIZED PAINTED STEEL LINTEL. TYPE AS INDICATED ON ELEVATIONS.	6 / A6.2

BUILDING FACADE & ELEVATION KEY NOTES (ALL ELEVATIONS)		
		REF. DETAIL/SHEET
F12	OBSCURE GLASS TYPE IGU-B IN THIS UNIT	-
F13	RAISE WINDOW SILLS FOR NEW ROOF ASSEMBLY	5 & 6 / A6.2
F14	METAL RAINSCREEN WALL PANEL	3 & 7 / A6.1
F15	LIMESTONE DUTCHMAN REPAIR	-
F16	REINSTALL LATTICE/TRELLIS SYSTEM	-
F17	REMOVE AND RESET LOOSE LIMESTONE AND REPAINT. REPLACE BOTTOM STONES TO MATCH +/- 24" TALL	-
F18	NEW WALL MOUNTED LIGHT FIXTURES. REFER TO ELECTRICAL DRAWINGS	E-SERIES
F19	PREP, PRIME AND PAINT EXISTING IRON ORNAMENTAL BALCONY RAILING	-
F20	PREP PRIME AND PAINT IRON WINDOW BARS/ TURN BUCKLE	-
F21	HAND WASH DECORATIVE MARBLE PANEL	-
F22	APPLY BREATHABLE STUCCO COATING OVER EXISTING STUCCO	-
F23	PATCH AND REPAIR STUCCO CRACKING/SPALLS	-
F24	CMU INFILL AND NEW MATCHING BRICK WYTHE TOOTH INTO COURSING AND MATCH FLEMISH BOND.	4 / A6.1
F25	S.S. HORIZONTAL JOINT REINFORCING SET IN BED JOINTS, SPACED 4 TO 6 BRICK COURSES APART MAX.	8B / A6.1

HATCH LEGEND	
	BRICK REPLACEMENT (TOOTH IN UNLESS NOTED OTHERWISE)
	BRICK/LIMESTONE REPOINTING
	EXISTING N.I.C.
	STUCCO COATING
	LIMESTONE REPAIR
	EXISTING BRICK MASONRY (RUNNING AND FLEMISH BOND, TYP.)
	LIMESTONE OR GRANITE
	METAL PANEL
	GRANITE REPOINTING

2 E WING SOUTH ELEVATION - PHASE 2
1/8" = 1'-0"

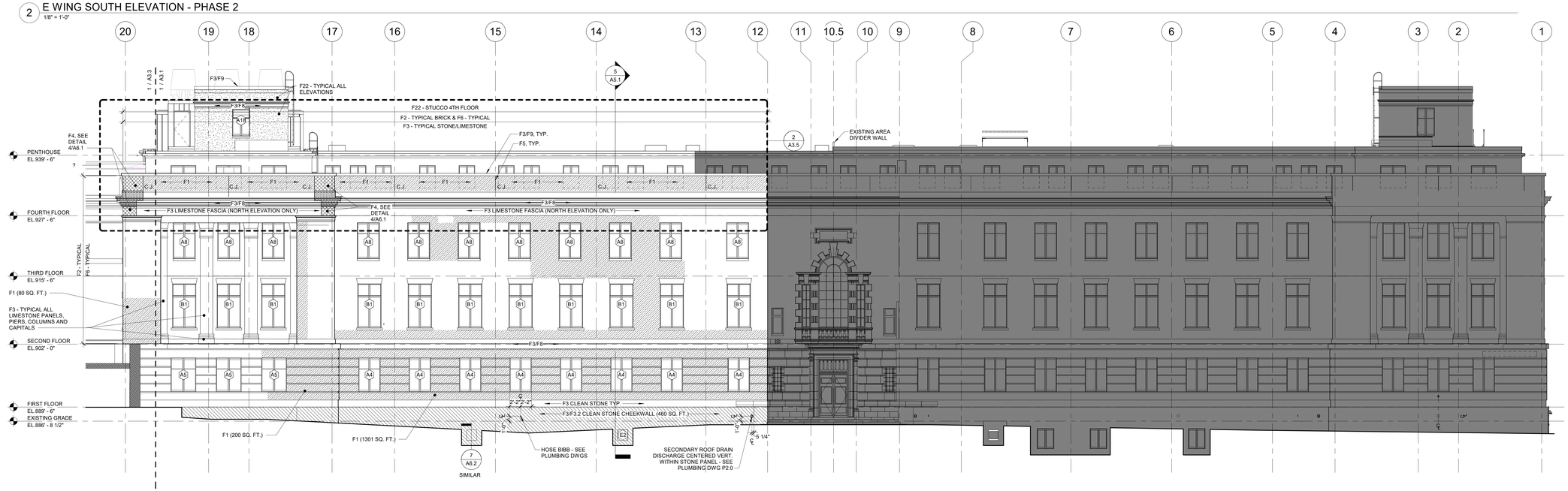

1 E WING NORTH ELEVATION - PHASE 2
1/8" = 1'-0"

RENOVATE PLANT SCIENCE BUILDING - PHASE 2

SUCF Project No. 161026-00

236 Tower Road
Ithaca, NY 14853

Cornell CALS College of Agriculture and Life Sciences

SUNY State University Construction Fund

Ellenzweig Architecture | Planning	230 Congress Street Boston, MA 02110 T 617 491-5575
Ryan Biggs Clark Davis Structural Engineers	257 Ushers Road Clifton Park, NY 12065 T 518 406-5506
Salas O'Brien Consulting & Engineering Group of NY, Inc. Mechanical Engineers	300 Trolley Blvd. Rochester, NY 14606 T 585 288-5590
Jade Stone Engineering Electrical Engineers	444 Vanduzee St. Watertown, NY 13601 T 315 836 4062
Watson Engineering Plumbing	4500 State Route 434 Apalachin, NY 13732 T 607 223-4334
DM Engineers Fire Protection Engineers	1007 Yonkers Ave Yonkers, NY 10704 T 929 333-2339
Bell & Spina Building Envelope	215 Wyoming Street S Syracuse, NY 13204 T 315 488-0377
Environ. Design & Research Historic Preservation, Landscape, Civil Engineering	217 Montgomery St, Suite 1000 Syracuse, NY 13202 T 315 471-0688
Schuler Shook Lighting Design	240 W 40th Street, 2nd Floor New York, NY 10018 T 212 439-5650
D2D Green Design Sustainability PH2	10 Hallenbeck Hill East Greenbush, NY 12061 T 518 729-2967
Shen Milsom & Wilke Acoustics, IT, AV, Security	417 Fifth Avenue New York, NY 10016 T 212 725-6800
Watts Architects & Engineers Asbestos, Haz Mat	95 Perry Street, Suite 300 Buffalo, NY 14203 T 716 206-5122
Hastings Consulting Building Code	142 Hanlon Rd Holliston, MA 01746 T 508 397-8417
Ellana Cost Consulting	32 Broadway, Suite 801 New York, NY 10004 T 212971-0936

Notes:

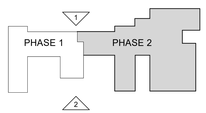

Keyplan

Job Number	31909.00
Drawing By	DJS
Checked By	DKA
Filename	
Date	August 31, 2026

Revisions

NORTH AND SOUTH ELEVATIONS - PHASE 2

BID DOCUMENTS
Scale: As indicated

REGISTERED ARCHITECT DOUGLAS K. ANDERSON 032659 STATE OF NEW YORK

REGISTRATION EXPIRES: 08/31/2028

A3.1

2024 Ellenzweig ©

8/27/2026 4:59:25 PM

Autodesk Docs://31909 SUCF Cornell Plant Science/31909_Cornell PS8_Arch_R23.rvt

TYPICAL MASONRY CLEANING NOTES (APPLIES TO ALL EXTERIOR ELEVATION SHEETS):

TYPICAL MASONRY CLEANING NOTES (APPLIES TO ALL EXTERIOR ELEVATION SHEETS):

1. MICRO ABRASIVE CLEANING REFER TO MASONRY CLEANING SPEC..

2. DEMONSTRATE CLEANING METHODS THROUGH IN PLACE MOCKUPS. CONDUCT CLEANING MOCKUPS OF 2'X2' AREAS FOR EACH TYPE OF SURFACE FOR REVIEW AND APPROVAL BY THE CAMPUS AND THE ARCHITECT PRIOR TO PROCEEDING. REDO MOCKUPS TO ACHIEVE THE APPROVED APPEARANCE AS DIRECTED BY THE ARCHITECT. SUBMIT A FORMAL RECORD OF THE MOCKUP WITH A WRITTEN DESCRIPTION.

3. THE INTENT IS TO REMOVE AS MUCH OF THE ENVIRONMENTAL STAINING AND COPPER STAINING FROM THE BRICK, STONE AND LIMESTONE SURFACES WITHOUT ADVERSELY AFFECTING THE STONE OR CAUSING DAMAGE.

4. CONDUCT CLEANING BEFORE INSTALLATION OF NEW ROOF SYSTEMS BUT AFTER REMOVAL OF METAL FLASHINGS CONCEALING PORTIONS OF THE STONE. REMOVE EQUIPMENT AND ANCHORS MOUNTED TO THE LIMESTONE (AND PATCH HOLES) WHERE SCHEDULED IN THE CONTRACT DOCUMENTS PRIOR TO THE CLEANING. PROTECT THE ROOF, WALL AREAS AND ADJACENT HVAC EQUIPMENT FROM DAMAGE.

5. CAPTURE THE CLEANING WATER USED IN THE CLEANING AND DISPOSE OF IN 55 GALLON DRUMS OR SIMILAR.

6. AVOID DAMAGE TO EXISTING BEDDING MORTARS AND SEALANT JOINTS. REPLACE IN-KIND IF DAMAGED.

7. CLEAN ALL SURFACES THAT WILL BE EXPOSED UPON COMPLETION OF ALL THE WORK. IN ADDITION, EXTEND CLEANING ONTO SURFACES THAT WILL BE CONCEALED UPON COMPLETION AS REQUIRED TO ACHIEVE PROPER CLEANING OF EXPOSED SURFACES.

TYPICAL ADDITIONAL MASONRY SCOPE NOTES (APPLIES TO ALL EXTERIOR ELEVATION SHEETS):

1. IN ADDITION TO REPOINTING AREAS AND QUANTITIES INDICATED ON THE EXTERIOR ELEVATION DRAWINGS, PROVIDE AN ADDITIONAL 1,500 SF OF BRICK MASONRY REPOINTING. FINAL LOCATIONS AND AREAS TO BE DETERMINED BY THE ARCHITECT BASED ON FIELD CONDITIONS.

2. IN ADDITION TO THE BRICK REPLACEMENT (FACE BRICK) AREAS AND QUANTITES INDICATED ON THE EXTERIOR ELEVATION DRAWINGS, PROVIDE AN ADDITIONAL 500 SF OF FLEMISH BOND BRICK REPLACEMENT. FINAL LOCATIONS AND AREAS TO BE DETERMINED BY THE ARCHITECT BASED ON FIELD CONDITIONS.

3. IN ADDITION TO THE LIMESTONE/ NATURAL STONE REPAIR AREAS AND QUANITIES INDICATED ON THE EXTERIOR ELEVATIONS, PROVIDE AN ADDITIONAL 50 LF OF STONE CRACK REPAIR. FINAL LOCATIONS AND AREAS TO BE DETERMINED BY THE ARCHITECT BASED ON FIELD CONDITIONS.

4. REPAIR 4TH FLOOR AND PENTHOUSE EXTERIOR STUCCO FINISHES PER SPEC 09 25 33, TYPICAL. BID TO INCLUDE 500 LF OF STUCCO CRACK REPAIRS, 12" WIDE , 1 INCH DEEP. REVIEW FINAL LOCATIONS AND QUANTITIES WITH THE ARCHITECT.

5. FOR THE ADDITIONAL BID QUANTITIES SHOWN ABOVE INSPECT THE ENTIRE SURFACE WHERE ADDITIONAL WORK MAY BE NEEDED IN THE PRESENCE OF THE OWNER'S REPRESENTATIVE, MARK OUT AREAS WHERE ADDITIONAL WORK IS NEEDED, AND SUBMIT MARKED UP ELEVATIONS SHOWING ACTUAL LOCATIONS AND QUANTITIES NEEDED. SEE SECTION 4.02 OF THE AGREEMENT FOR ADJUSTMENTS DUE TO ACTUAL QUANTITIES REQUIRED.

6. ASSUME 15% OF REPOINTING TO BE DEEP REPOINTING WHERE UNSOUND MORTAR IS FOUND DEEPER THAN STANDARD REPOINTING DETAIL. DEEP REPOINTING AREAS TO BE RANDOMLY DISTRIBUTED THROUGHOUT WORK AREAS OF REPOINTING. SEE DETAIL 8/A6.1

BUILDING FACADE & ELEVATION KEY NOTES (ALL ELEVATIONS)

		REF. DETAIL/SHEET
F1	REPOINT BRICK MASONRY	2, 4, 7, & 8A / A6.1
F2	CLEAN BRICK MASONRY	-
F3	CLEAN LIMESTONE/STONE	4 & 6 / A6.1
F3.1	REPOINT LIMESTONE JOINTS	9 & 10 / A6.1
F3.2	REPOINT GRANITE BASE	8A / A6.1
F4	REPLACE BRICK MASONRY TYPE I BRICK UNLESS NOTED OTHERWISE	4 & 6 / A6.1
F5	SAW CUT NEW CONTROL JOINTS (C.J.) IN PARAPET AND PROVIDE BACKER ROD AND SEALANT	4 & 8E / A6.1
F6	APPLY BREATHABLE SILOXANE SEALER OVER BRICK AND LIMESTONE MASONRY SUBSTRATE	-
F7	REPAIR LIMESTONE CRACKS/STONE CRACKS	11 / A6.1
F8	NEW BACKER ROD AND SEALANT AND WEATHER CAP LEAD TEE, TYPICAL ALL LIMESTONE HEAD JOINTS	9 / A6.1
F9	NEW BACKER ROD AND SEALANT IN PARAPET LIMESTONE CAP STONES PRIOR TO COPING INSTALLATION	7 & 10 / A6.1
F10	REPLACE BRICK MASONRY, MULTIPLE WYTHES.	6 / A6.1 & 6 / A6.2
F11	REPLACE GALVANIZED PAINTED STEEL LINTEL. TYPE AS INDICATED ON ELEVATIONS.	6 / A6.2

BUILDING FACADE & ELEVATION KEY NOTES (ALL ELEVATIONS)

		REF. DETAIL/SHEET
F12	OBSCURE GLASS TYPE IGU-B IN THIS UNIT	-
F13	RAISE WINDOW SILLS FOR NEW ROOF ASSEMBLY	5 & 6 / A6.2
F14	METAL RAINSCREEN WALL PANEL	3 & 7 / A6.1
F15	LIMESTONE DUTCHMAN REPAIR	-
F16	REINSTALL LATTICE/TRELLIS SYSTEM	-
F17	REMOVE AND RESET LOOSE LIMESTONE AND REPAINT. REPLACE BOTTOM STONES TO MATCH +/- 24" TALL	-
F18	NEW WALL MOUNTED LIGHT FIXTURES. REFER TO ELECTRICAL DRAWINGS	E-SERIES
F19	PREP, PRIME AND PAINT EXISTING IRON ORNAMENTAL BALCONY RAILING	-
F20	PREP PRIME AND PAINT IRON WINDOW BARS/ TURN BUCKLE	-
F21	HAND WASH DECORATIVE MARBLE PANEL	-
F22	APPLY BREATHABLE STUCCO COATING OVER EXISTING STUCCO	-
F23	PATCH AND REPAIR STUCCO CRACKING/SPALLS	-
F24	CMU INFILL AND NEW MATCHING BRICK WYTHE TOOTH INTO COURSING AND MATCH FLEMISH BOND.	4 / A6.1
F25	S.S. HORIZONTAL JOINT REINFORCING SET IN BED JOINTS, SPACED 4 TO 6 BRICK COURSES APART MAX.	8B / A6.1

HATCH LEGEND

	BRICK REPLACEMENT (TOOTH IN UNLESS NOTED OTHERWISE)
	BRICK/LIMESTONE REPOINTING
	EXISTING N.I.C.
	STUCCO COATING
	LIMESTONE REPAIR
	EXISTING BRICK MASONRY (RUNNING AND FLEMISH BOND, TYP.)
	LIMESTONE OR GRANITE
	METAL PANEL
	GRANITE REPOINTING

RENOVATE PLANT SCIENCE BUILDING - PHASE 2

SUCF Project No. 161026-00

236 Tower Road
Ithaca, NY 14853

Cornell CALS College of Agriculture and Life Sciences

SUNY State University Construction Fund

Ellenzweig Architecture | Planning	230 Congress Street Boston, MA 02110 T 617 491-5575
Ryan Biggs Clark Davis Structural Engineers	257 Ushers Road Clifton Park, NY 12065 T 518 406-5506
Salas O'Brien Consulting & Engineering Group of NY, Inc. Mechanical Engineers	300 Trolley Blvd. Rochester, NY 14606 T 585 288-5590
Jade Stone Engineering Electrical Engineers	444 Vanduzee St. Watertown, NY 13601 T 315 836 4062
Watson Engineering Plumbing	4500 State Route 434 Apalachin, NY 13732 T 607 223-4334
DM Engineers Fire Protection Engineers	1007 Yonkers Ave Yonkers, NY 10704 T 929 333-2339
Bell & Spina Building Envelope	215 Wyoming Street S Syracuse, NY 13204 T 315 488-0377
Environ. Design & Research Historic Preservation, Landscape, Civil Engineering	217 Montgomery St, Suite 1000 Syracuse, NY 13202 T 315 471-0688
Schuler Shook Lighting Design	240 W 40th Street, 2nd Floor New York, NY 10018 T 212 439-5650
D2D Green Design Sustainability PH2	10 Hallenbeck Hill East Greenbush, NY 12061 T 518 729-2967
Shen Milsom & Wilke Acoustics, IT, AV, Security	417 Fifth Avenue New York, NY 10016 T 212 725-6800
Watts Architects & Engineers Asbestos, Haz Mat	95 Perry Street, Suite 300 Buffalo, NY 14203 T 716 206-5122
Hastings Consulting Building Code	142 Hanlon Rd Holliston, MA 01746 T 508 397-8417
Ellana Cost Consulting	32 Broadway, Suite 801 New York, NY 10004 T 212971-0936

Notes:

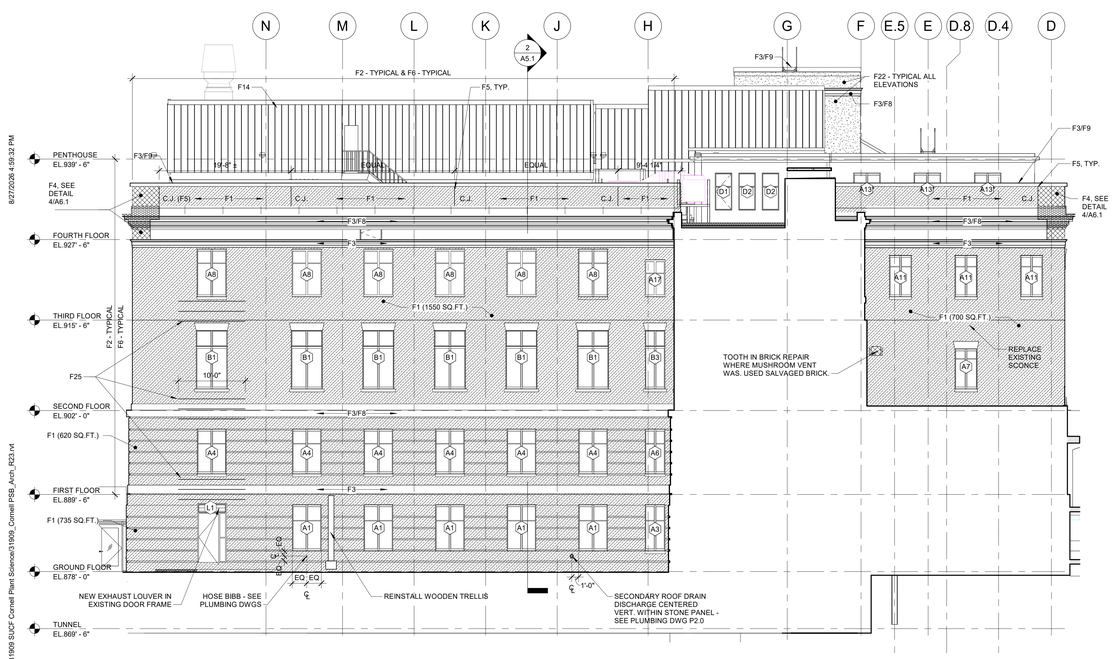

2 EAST WING EAST ELEVATION - PHASE 2
1/8" = 1'-0"

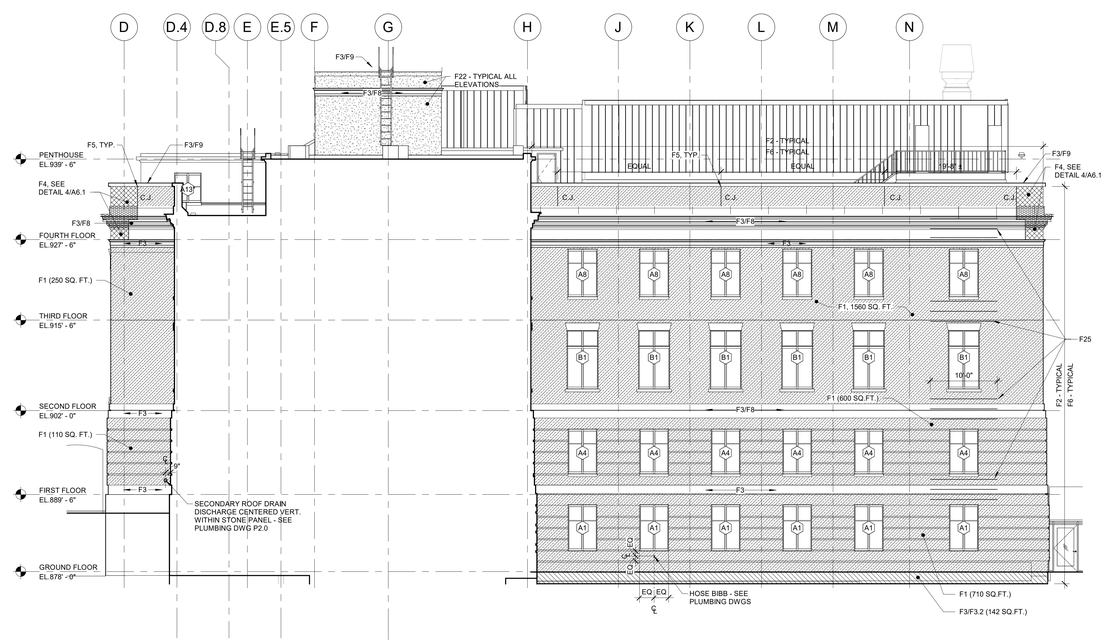

1 EAST WING WEST ELEVATION - PHASE 2
1/8" = 1'-0"

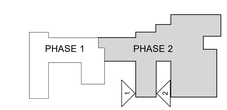

Keyplan

Job Number	31909.00
Drawing By	DJS
Checked By	DKA
Filename	
Date	August 31, 2026

Revisions

EAST WING ELEVATIONS - PHASE 2

REGISTERED ARCHITECT DOUGLAS A. KIESER 032489 STATE OF NEW YORK

REGISTRATION EXPIRES: 08/31/2026

BID DOCUMENTS
Scale: As indicated

A3.2

2024 Ellenzweig ©

8/27/2026 4:59:32 PM

Autodesk Docs://31909 SUCF Cornell Plant Science/31909_Cornell PSB_Arch_R23.rvt

TYPICAL MASONRY CLEANING NOTES (APPLIES TO ALL EXTERIOR ELEVATION SHEETS):

TYPICAL MASONRY CLEANING NOTES (APPLIES TO ALL EXTERIOR ELEVATION SHEETS):

1. MICRO ABRASIVE CLEANING REFER TO MASONRY CLEANING SPEC..

2. DEMONSTRATE CLEANING METHODS THROUGH IN PLACE MOCKUPS. CONDUCT CLEANING MOCKUPS OF 2'X2' AREAS FOR EACH TYPE OF SURFACE FOR REVIEW AND APPROVAL BY THE CAMPUS AND THE ARCHITECT PRIOR TO PROCEEDING. REDO MOCKUPS TO ACHIEVE THE APPROVED APPEARANCE AS DIRECTED BY THE ARCHITECT. SUBMIT A FORMAL RECORD OF THE MOCKUP WITH A WRITTEN DESCRIPTION.

3. THE INTENT IS TO REMOVE AS MUCH OF THE ENVIRONMENTAL STAINING AND COPPER STAINING FROM THE BRICK, STONE AND LIMESTONE SURFACES WITHOUT ADVERSELY AFFECTING THE STONE OR CAUSING DAMAGE.

4. CONDUCT CLEANING BEFORE INSTALLATION OF NEW ROOF SYSTEMS BUT AFTER REMOVAL OF METAL FLASHINGS CONCEALING PORTIONS OF THE STONE. REMOVE EQUIPMENT AND ANCHORS MOUNTED TO THE LIMESTONE (AND PATCH HOLES) WHERE SCHEDULED IN THE CONTRACT DOCUMENTS PRIOR TO THE CLEANING. PROTECT THE ROOF, WALL AREAS AND ADJACENT HVAC EQUIPMENT FROM DAMAGE.

5. CAPTURE THE CLEANING WATER USED IN THE CLEANING AND DISPOSE OF IN 55 GALLON DRUMS OR SIMILAR.

6. AVOID DAMAGE TO EXISTING BEDDING MORTARS AND SEALANT JOINTS. REPLACE IN-KIND IF DAMAGED.

7. CLEAN ALL SURFACES THAT WILL BE EXPOSED UPON COMPLETION OF ALL THE WORK. IN ADDITION, EXTEND CLEANING ONTO SURFACES THAT WILL BE CONCEALED UPON COMPLETION AS REQUIRED TO ACHIEVE PROPER CLEANING OF EXPOSED SURFACES.

TYPICAL ADDITIONAL MASONRY SCOPE NOTES (APPLIES TO ALL EXTERIOR ELEVATION SHEETS):

1. IN ADDITION TO REPOINTING AREAS AND QUANTITIES INDICATED ON THE EXTERIOR ELEVATION DRAWINGS, PROVIDE AN ADDITIONAL 1,500 SF OF BRICK MASONRY REPOINTING. FINAL LOCATIONS AND AREAS TO BE DETERMINED BY THE ARCHITECT BASED ON FIELD CONDITIONS.

2. IN ADDITION TO THE BRICK REPLACEMENT (FACE BRICK) AREAS AND QUANTITES INDICATED ON THE EXTERIOR ELEVATION DRAWINGS, PROVIDE AN ADDITIONAL 500 SF OF FLEMISH BOND BRICK REPLACEMENT. FINAL LOCATIONS AND AREAS TO BE DETERMINED BY THE ARCHITECT BASED ON FIELD CONDITIONS.

3. IN ADDITION TO THE LIMESTONE/ NATURAL STONE REPAIR AREAS AND QUANITIES INDICATED ON THE EXTERIOR ELEVATIONS, PROVIDE AN ADDITIONAL 50 LF OF STONE CRACK REPAIR. FINAL LOCATIONS AND AREAS TO BE DETERMINED BY THE ARCHITECT BASED ON FIELD CONDITIONS.

4. REPAIR 4TH FLOOR AND PENTHOUSE EXTERIOR STUCCO FINISHES PER SPEC 09 25 33, TYPICAL. BID TO INCLUDE 500 LF OF STUCCO CRACK REPAIRS, 12" WIDE , 1 INCH DEEP. REVIEW FINAL LOCATIONS AND QUANTITIES WITH THE ARCHITECT.

5. FOR THE ADDITIONAL BID QUANTITIES SHOWN ABOVE INSPECT THE ENTIRE SURFACE WHERE ADDITIONAL WORK MAY BE NEEDED IN THE PRESENCE OF THE OWNER'S REPRESENTATIVE, MARK OUT AREAS WHERE ADDITIONAL WORK IS NEEDED, AND SUBMIT MARKED UP ELEVATIONS SHOWING ACTUAL LOCATIONS AND QUANTITIES NEEDED. SEE SECTION 4.02 OF THE AGREEMENT FOR ADJUSTMENTS DUE TO ACTUAL QUANTITIES REQUIRED.

6. ASSUME 15% OF REPOINTING TO BE DEEP REPOINTING WHERE UNSOUND MORTAR IS FOUND DEEPER THAN STANDARD REPOINTING DETAIL. DEEP REPOINTING AREAS TO BE RANDOMLY DISTRIBUTED THROUGHOUT WORK AREAS OF REPOINTING. SEE DETAIL 8/A6.1

BUILDING FACADE & ELEVATION KEY NOTES (ALL ELEVATIONS)

		REF. DETAIL/SHEET
F1	REPOINT BRICK MASONRY	2, 4, 7, & 8A / A6.1
F2	CLEAN BRICK MASONRY	-
F3	CLEAN LIMESTONE/STONE	4 & 6 / A6.1
F3.1	REPOINT LIMESTONE JOINTS	9 & 10 / A6.1
F3.2	REPOINT GRANITE BASE	8A / A6.1
F4	REPLACE BRICK MASONRY TYPE I BRICK UNLESS NOTED OTHERWISE	4 & 6 / A6.1
F5	SAW CUT NEW CONTROL JOINTS (C.J.) IN PARAPET AND PROVIDE BACKER ROD AND SEALANT	4 & 8E / A6.1
F6	APPLY BREATHABLE SILOXANE SEALER OVER BRICK AND LIMESTONE MASONRY SUBSTRATE	-
F7	REPAIR LIMESTONE CRACKS/STONE CRACKS	11 / A6.1
F8	NEW BACKER ROD AND SEALANT AND WEATHER CAP LEAD TEE, TYPICAL ALL LIMESTONE HEAD JOINTS	9 / A6.1
F9	NEW BACKER ROD AND SEALANT IN PARAPET LIMESTONE CAP STONES PRIOR TO COPING INSTALLATION	7 & 10 / A6.1
F10	REPLACE BRICK MASONRY, MULTIPLE WYTHES.	6 / A6.1 & 6 / A6.2
F11	REPLACE GALVANIZED PAINTED STEEL LINTEL. TYPE AS INDICATED ON ELEVATIONS.	6 / A6.2

BUILDING FACADE & ELEVATION KEY NOTES (ALL ELEVATIONS)

		REF. DETAIL/SHEET
F12	OBSCURE GLASS TYPE IGU-B IN THIS UNIT	-
F13	RAISE WINDOW SILLS FOR NEW ROOF ASSEMBLY	5 & 6 / A6.2
F14	METAL RAINSCREEN WALL PANEL	3 & 7 / A6.1
F15	LIMESTONE DUTCHMAN REPAIR	-
F16	REINSTALL LATTICE/TRELLIS SYSTEM	-
F17	REMOVE AND RESET LOOSE LIMESTONE AND REPAINT. REPLACE BOTTOM STONES TO MATCH +/- 24" TALL	-
F18	NEW WALL MOUNTED LIGHT FIXTURES. REFER TO ELECTRICAL DRAWINGS	E-SERIES
F19	PREP, PRIME AND PAINT EXISTING IRON ORNAMENTAL BALCONY RAILING	-
F20	PREP PRIME AND PAINT IRON WINDOW BARS/ TURN BUCKLE	-
F21	HAND WASH DECORATIVE MARBLE PANEL	-
F22	APPLY BREATHABLE STUCCO COATING OVER EXISTING STUCCO	-
F23	PATCH AND REPAIR STUCCO CRACKING/SPALLS	-
F24	CMU INFILL AND NEW MATCHING BRICK WYTHE TOOTH INTO COURSING AND MATCH FLEMISH BOND.	4 / A6.1
F25	S.S. HORIZONTAL JOINT REINFORCING SET IN BED JOINTS, SPACED 4 TO 6 BRICK COURSES APART MAX.	8B / A6.1

HATCH LEGEND

	BRICK REPLACEMENT (TOOTH IN UNLESS NOTED OTHERWISE)
	BRICK/LIMESTONE REPOINTING
	EXISTING N.I.C.
	STUCCO COATING
	LIMESTONE REPAIR
	EXISTING BRICK MASONRY (RUNNING AND FLEMISH BOND, TYP.)
	LIMESTONE OR GRANITE
	METAL PANEL
	GRANITE REPOINTING

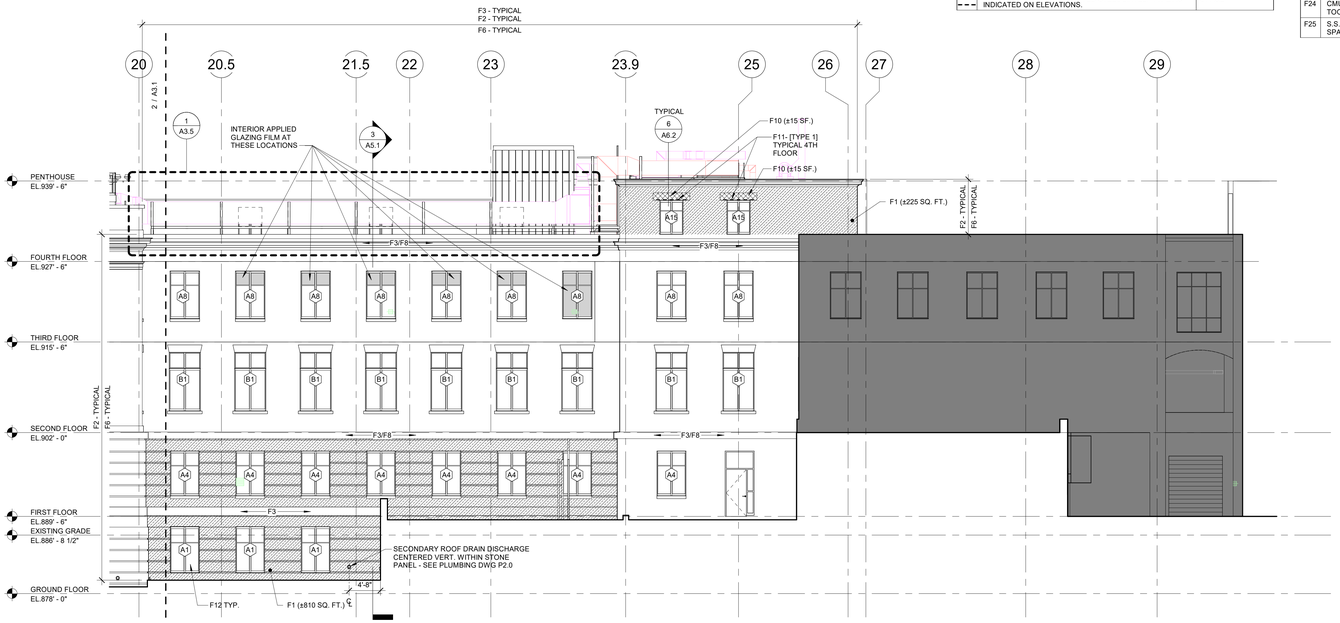

2 NORTH WING SOUTH ELEVATION
1/8" = 1'-0"

1 NORTH WING NORTH ELEVATION
1/8" = 1'-0"

RENOVATE PLANT SCIENCE BUILDING - PHASE 2

SUCF Project No. 161026-00

236 Tower Road
Ithaca, NY 14853

Cornell CALS College of Agriculture and Life Sciences

SUNY State University Construction Fund

Ellenzweig Architecture | Planning	230 Congress Street Boston, MA 02110 T 617 491-5575
Ryan Biggs Clark Davis Structural Engineers	257 Ushers Road Clifton Park, NY 12065 T 518 406-5506
Salas O'Brien Consulting & Engineering Group of NY, Inc. Mechanical Engineers	300 Trolley Blvd. Rochester, NY 14606 T 585 288-5590
Jade Stone Engineering Electrical Engineers	444 Vanduzee St. Watertown, NY 13601 T 315 836 4062
Watson Engineering Plumbing	4500 State Route 434 Apalachin, NY 13732 T 607 223-4334
DM Engineers Fire Protection Engineers	1007 Yonkers Ave Yonkers, NY 10704 T 929 333-2339
Bell & Spina Building Envelope	215 Wyoming Street S Syracuse, NY 13204 T 315 488-0377
Environ. Design & Research Historic Preservation, Landscape, Civil Engineering	217 Montgomery St, Suite 1000 Syracuse, NY 13202 T 315 471-0688
Schuler Shook Lighting Design	240 W 40th Street, 2nd Floor New York, NY 10018 T 212 439-5650
D2D Green Design Sustainability PH2	10 Hallenbeck Hill East Greenbush, NY 12061 T 518 729-2967
Shen Milsom & Wilke Acoustics, IT, AV, Security	417 Fifth Avenue New York, NY 10016 T 212 725-6800
Watts Architects & Engineers Asbestos, Haz Mat	95 Perry Street, Suite 300 Buffalo, NY 14203 T 716 206-5122
Hastings Consulting Building Code	142 Hanlon Rd Holliston, MA 01746 T 508 397-8417
Ellana Cost Consulting	32 Broadway, Suite 801 New York, NY 10004 T 212971-0936

Notes:

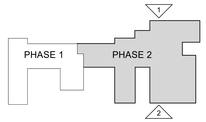

Keyplan

Job Number	31909.00
Drawing By	DJS
Checked By	DKA
Filename	
Date	August 31, 2026

Revisions

NORTH WING NORTH AND SOUTH ELEVATIONS - PHASE 2

REGISTERED ARCHITECT DOUGLAS K. ARMS 032659 STATE OF NEW YORK

REGISTRATION EXPIRES: 08/31/2028

BID DOCUMENTS
Scale: As indicated

A3.3

2024 Ellenzweig ©

8/27/2026 4:59:40 PM
Autodesk Docs://31909 SUCF Cornell Plant Sciences/31909_Cornell PSB_Arch_R23.rvt

TYPICAL MASONRY CLEANING NOTES (APPLIES TO ALL EXTERIOR ELEVATION SHEETS):

TYPICAL MASONRY CLEANING NOTES (APPLIES TO ALL EXTERIOR ELEVATION SHEETS):

1. MICRO ABRASIVE CLEANING REFER TO MASONRY CLEANING SPEC..

2. DEMONSTRATE CLEANING METHODS THROUGH IN PLACE MOCKUPS. CONDUCT CLEANING MOCKUPS OF 2'X2' AREAS FOR EACH TYPE OF SURFACE FOR REVIEW AND APPROVAL BY THE CAMPUS AND THE ARCHITECT PRIOR TO PROCEEDING. REDO MOCKUPS TO ACHIEVE THE APPROVED APPEARANCE AS DIRECTED BY THE ARCHITECT. SUBMIT A FORMAL RECORD OF THE MOCKUP WITH A WRITTEN DESCRIPTION.

3. THE INTENT IS TO REMOVE AS MUCH OF THE ENVIRONMENTAL STAINING AND COPPER STAINING FROM THE BRICK, STONE AND LIMESTONE SURFACES WITHOUT ADVERSELY AFFECTING THE STONE OR CAUSING DAMAGE.

4. CONDUCT CLEANING BEFORE INSTALLATION OF NEW ROOF SYSTEMS BUT AFTER REMOVAL OF METAL FLASHINGS CONCEALING PORTIONS OF THE STONE. REMOVE EQUIPMENT AND ANCHORS MOUNTED TO THE LIMESTONE (AND PATCH HOLES) WHERE SCHEDULED IN THE CONTRACT DOCUMENTS PRIOR TO THE CLEANING. PROTECT THE ROOF, WALL AREAS AND ADJACENT HVAC EQUIPMENT FROM DAMAGE.

5. CAPTURE THE CLEANING WATER USED IN THE CLEANING AND DISPOSE OF IN 55 GALLON DRUMS OR SIMILAR.

6. AVOID DAMAGE TO EXISTING BEDDING MORTARS AND SEALANT JOINTS. REPLACE IN-KIND IF DAMAGED.

7. CLEAN ALL SURFACES THAT WILL BE EXPOSED UPON COMPLETION OF ALL THE WORK. IN ADDITION, EXTEND CLEANING ONTO SURFACES THAT WILL BE CONCEALED UPON COMPLETION AS REQUIRED TO ACHIEVE PROPER CLEANING OF EXPOSED SURFACES.

TYPICAL ADDITIONAL MASONRY SCOPE NOTES (APPLIES TO ALL EXTERIOR ELEVATION SHEETS):

1. IN ADDITION TO REPOINTING AREAS AND QUANTITIES INDICATED ON THE EXTERIOR ELEVATION DRAWINGS, PROVIDE AN ADDITIONAL 1,500 SF OF BRICK MASONRY REPOINTING. FINAL LOCATIONS AND AREAS TO BE DETERMINED BY THE ARCHITECT BASED ON FIELD CONDITIONS.

2. IN ADDITION TO THE BRICK REPLACEMENT (FACE BRICK) AREAS AND QUANTITES INDICATED ON THE EXTERIOR ELEVATION DRAWINGS, PROVIDE AN ADDITIONAL 500 SF OF FLEMISH BOND BRICK REPLACEMENT. FINAL LOCATIONS AND AREAS TO BE DETERMINED BY THE ARCHITECT BASED ON FIELD CONDITIONS.

3. IN ADDITION TO THE LIMESTONE/ NATURAL STONE REPAIR AREAS AND QUANTITIES INDICATED ON THE EXTERIER ELEVATIONS, PROVIDE AN ADDITIONAL 50 LF OF STONE CRACK REPAIR. FINAL LOCATIONS AND AREAS TO BE DETERMINED BY THE ARCHITECT BASED ON FIELD CONDITIONS.

4. REPAIR 4TH FLOOR AND PENTHOUSE EXTERIOR STUCCO FINISHES PER SPEC 09 25 33, TYPICAL. BID TO INCLUDE 500 LF OF STUCCO CRACK REPAIRS, 12" WIDE , 1 INCH DEEP. REVIEW FINAL LOCATIONS AND QUANTITIES WITH THE ARCHITECT.

5. FOR THE ADDITIONAL BID QUANTITIES SHOWN ABOVE INSPECT THE ENTIRE SURFACE WHERE ADDITIONAL WORK MAY BE NEEDED IN THE PRESENCE OF THE OWNER'S REPRESENTATIVE, MARK OUT AREAS WHERE ADDITIONAL WORK IS NEEDED, AND SUBMIT MARKED UP ELEVATIONS SHOWING ACTUAL LOCATIONS AND QUANTITIES NEEDED. SEE SECTION 4.02 OF THE AGREEMENT FOR ADJUSTMENTS DUE TO ACTUAL QUANTITIES REQUIRED.

6. ASSUME 15% OF REPOINTING TO BE DEEP REPOINTING WHERE UNSOUND MORTAR IS FOUND DEEPER THAN STANDARD REPOINTING DETAIL. DEEP REPOINTING AREAS TO BE RANDOMLY DISTRIBUTED THROUGHOUT WORK AREAS OF REPOINTING. SEE DETAIL 8/A6.1

BUILDING FACADE & ELEVATION KEY NOTES (ALL ELEVATIONS)

		REF. DETAIL/SHEET
F1	REPOINT BRICK MASONRY	2, 4, 7, & 8A / A6.1
F2	CLEAN BRICK MASONRY	-
F3	CLEAN LIMESTONE/STONE	4 & 6 / A6.1
F3.1	REPOINT LIMESTONE JOINTS	9 & 10 / A6.1
F3.2	REPOINT GRANITE BASE	8A / A6.1
F4	REPLACE BRICK MASONRY TYPE I BRICK UNLESS NOTED OTHERWISE	4 & 6 / A6.1
F5	SAW CUT NEW CONTROL JOINTS (C.J.) IN PARAPET AND PROVIDE BACKER ROD AND SEALANT	4 & 8E / A6.1
F6	APPLY BREATHABLE SILOXANE SEALER OVER BRICK AND LIMESTONE MASONRY SUBSTRATE	-
F7	REPAIR LIMESTONE CRACKS/STONE CRACKS	11 / A6.1
F8	NEW BACKER ROD AND SEALANT AND WEATHER CAP LEAD TEE, TYPICAL ALL LIMESTONE HEAD JOINTS	9 / A6.1
F9	NEW BACKER ROD AND SEALANT IN PARAPET LIMESTONE CAP STONES PRIOR TO COPING INSTALLATION	7 & 10 / A6.1
F10	REPLACE BRICK MASONRY, MULTIPLE WYTHES.	6 / A6.1 & 6 / A6.2
F11	REPLACE GALVANIZED PAINTED STEEL LINTEL. TYPE AS INDICATED ON ELEVATIONS.	6 / A6.2

BUILDING FACADE & ELEVATION KEY NOTES (ALL ELEVATIONS)

		REF. DETAIL/SHEET
F12	OBSCURE GLASS TYPE IGU-B IN THIS UNIT	-
F13	RAISE WINDOW SILLS FOR NEW ROOF ASSEMBLY	5 & 6 / A6.2
F14	METAL RAINSCREEN WALL PANEL	3 & 7 / A6.1
F15	LIMESTONE DUTCHMAN REPAIR	-
F16	REINSTALL LATTICE/TRELLIS SYSTEM	-
F17	REMOVE AND RESET LOOSE LIMESTONE AND REPAINT. REPLACE BOTTOM STONES TO MATCH +/- 24" TALL	-
F18	NEW WALL MOUNTED LIGHT FIXTURES. REFER TO ELECTRICAL DRAWINGS	E-SERIES
F19	PREP, PRIME AND PAINT EXISTING IRON ORNAMENTAL BALCONY RAILING	-
F20	PREP PRIME AND PAINT IRON WINDOW BARS/ TURN BUCKLE	-
F21	HAND WASH DECORATIVE MARBLE PANEL	-
F22	APPLY BREATHABLE STUCCO COATING OVER EXISTING STUCCO	-
F23	PATCH AND REPAIR STUCCO CRACKING/SPALLS	-
F24	CMU INFILL AND NEW MATCHING BRICK WYTHE TOOTH INTO COURSING AND MATCH FLEMISH BOND.	4 / A6.1
F25	S.S. HORIZONTAL JOINT REINFORCING SET IN BED JOINTS, SPACED 4 TO 6 BRICK COURSES APART MAX.	8B / A6.1

HATCH LEGEND

	BRICK REPLACEMENT (TOOTH IN UNLESS NOTED OTHERWISE)
	BRICK/LIMESTONE REPOINTING
	EXISTING N.I.C.
	STUCCO COATING
	LIMESTONE REPAIR
	EXISTING BRICK MASONRY (RUNNING AND FLEMISH BOND, TYP.)
	LIMESTONE OR GRANITE
	METAL PANEL
	GRANITE REPOINTING

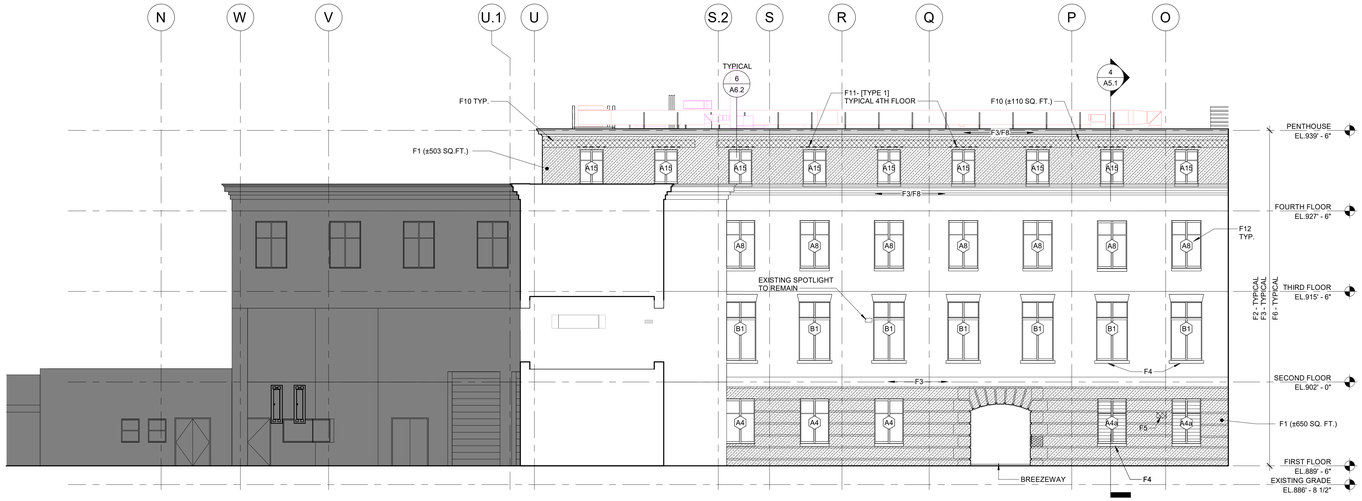

2 NORTH WING EAST ELEVATION
1/8" = 1'-0"

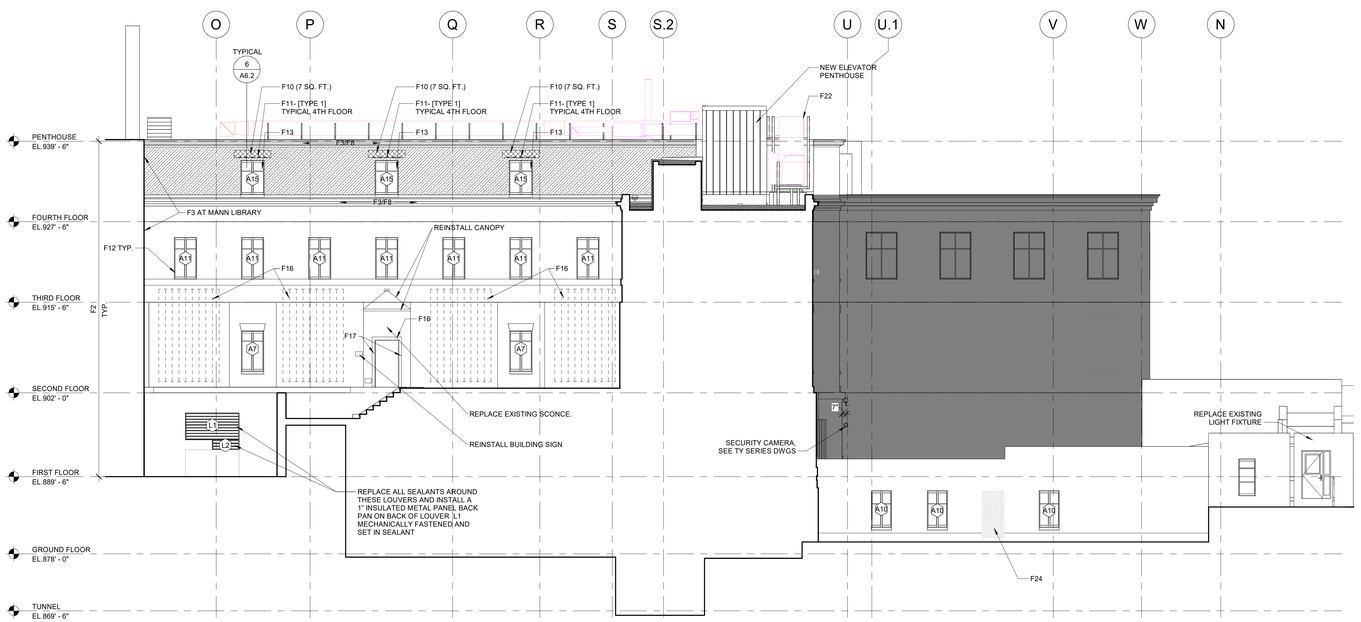

1 NORTH WING WEST ELEVATION
1/8" = 1'-0"

RENOVATE PLANT SCIENCE BUILDING - PHASE 2

SUCF Project No. 161026-00

236 Tower Road
Ithaca, NY 14853

Cornell CALS College of Agriculture and Life Sciences

SUNY State University Construction Fund

Ellenzweig Architecture | Planning	230 Congress Street Boston, MA 02110 T 617 491-5575
Ryan Biggs Clark Davis Structural Engineers	257 Ushers Road Clifton Park, NY 12065 T 518 406-5506
Salas O'Brien Consulting & Engineering Group of NY, Inc. Mechanical Engineers	300 Trolley Blvd. Rochester, NY 14606 T 585 288-5590
Jade Stone Engineering Electrical Engineers	444 Vanduzee St. Watertown, NY 13601 T 315 836 4062
Watson Engineering Plumbing	4500 State Route 434 Apalachin, NY 13732 T 607 223-4334
DM Engineers Fire Protection Engineers	1007 Yonkers Ave Yonkers, NY 10704 T 929 333-2339
Bell & Spina Building Envelope	215 Wyoming Street S Syracuse, NY 13204 T 315 488-0377
Environ. Design & Research Historic Preservation, Landscape, Civil Engineering	217 Montgomery St, Suite 1000 Syracuse, NY 13202 T 315 471-0688
Schuler Shook Lighting Design	240 W 40th Street, 2nd Floor New York, NY 10018 T 212 439-5650
D2D Green Design Sustainability PH2	10 Hallenbeck Hill East Greenbush, NY 12061 T 518 729-2967
Shen Milsom & Wilke Acoustics, IT, AV, Security	417 Fifth Avenue New York, NY 10016 T 212 725-6800
Watts Architects & Engineers Asbestos, Haz Mat	95 Perry Street, Suite 300 Buffalo, NY 14203 T 716 206-5122
Hastings Consulting Building Code	142 Hanlon Rd Holliston, MA 01746 T 508 397-8417
Ellana Cost Consulting	32 Broadway, Suite 801 New York, NY 10004 T 212971-0936

Notes:

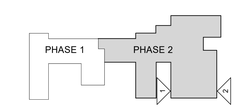

Keyplan

Job Number	31909.00
Drawing By	DJS
Checked By	DKA
Filename	
Date	August 31, 2026

Revisions

NORTH WING WEST AND EAST ELEVATIONS - PHASE 2

REGISTERED ARCHITECT DOUGLAS K. KIDER 012489 STATE OF NEW YORK

REGISTRATION EXPIRES: 08/31/2028

BID DOCUMENTS
Scale: As indicated

A3.4

2024 Ellenzweig ©

8/27/2026 4:59:47 PM

Autodesk Docs://31909 SUCF Cornell Plant Science/31909_Cornell PSB_Arch_R23.rvt

TYPICAL MASONRY CLEANING NOTES (APPLIES TO ALL EXTERIOR ELEVATION SHEETS):

TYPICAL MASONRY CLEANING NOTES (APPLIES TO ALL EXTERIOR ELEVATION SHEETS):

1. MICRO ABRASIVE CLEANING REFER TO MASONRY CLEANING SPEC..

2. DEMONSTRATE CLEANING METHODS THROUGH IN PLACE MOCKUPS. CONDUCT CLEANING MOCKUPS OF 2'X2' AREAS FOR EACH TYPE OF SURFACE FOR REVIEW AND APPROVAL BY THE CAMPUS AND THE ARCHITECT PRIOR TO PROCEEDING. REDO MOCKUPS TO ACHIEVE THE APPROVED APPEARANCE AS DIRECTED BY THE ARCHITECT. SUBMIT A FORMAL RECORD OF THE MOCKUP WITH A WRITTEN DESCRIPTION.

3. THE INTENT IS TO REMOVE AS MUCH OF THE ENVIRONMENTAL STAINING AND COPPER STAINING FROM THE BRICK, STONE AND LIMESTONE SURFACES WITHOUT ADVERSELY AFFECTING THE STONE OR CAUSING DAMAGE.

4. CONDUCT CLEANING BEFORE INSTALLATION OF NEW ROOF SYSTEMS BUT AFTER REMOVAL OF METAL FLASHINGS CONCEALING PORTIONS OF THE STONE. REMOVE EQUIPMENT AND ANCHORS MOUNTED TO THE LIMESTONE (AND PATCH HOLES) WHERE SCHEDULED IN THE CONTRACT DOCUMENTS PRIOR TO THE CLEANING. PROTECT THE ROOF, WALL AREAS AND ADJACENT HVAC EQUIPMENT FROM DAMAGE.

5. CAPTURE THE CLEANING WATER USED IN THE CLEANING AND DISPOSE OF IN 55 GALLON DRUMS OR SIMILAR.

6. AVOID DAMAGE TO EXISTING BEDDING MORTARS AND SEALANT JOINTS. REPLACE IN-KIND IF DAMAGED.

7. CLEAN ALL SURFACES THAT WILL BE EXPOSED UPON COMPLETION OF ALL THE WORK. IN ADDITION, EXTEND CLEANING ONTO SURFACES THAT WILL BE CONCEALED UPON COMPLETION AS REQUIRED TO ACHIEVE PROPER CLEANING OF EXPOSED SURFACES.

TYPICAL ADDITIONAL MASONRY SCOPE NOTES (APPLIES TO ALL EXTERIOR ELEVATION SHEETS):

1. IN ADDITION TO REPOINTING AREAS AND QUANTITIES INDICATED ON THE EXTERIOR ELEVATION DRAWINGS, PROVIDE AN ADDITIONAL 1,500 SF OF BRICK MASONRY REPOINTING. FINAL LOCATIONS AND AREAS TO BE DETERMINED BY THE ARCHITECT BASED ON FIELD CONDITIONS.

2. IN ADDITION TO THE BRICK REPLACEMENT (FACE BRICK) AREAS AND QUANTITES INDICATED ON THE EXTERIOR ELEVATION DRAWINGS, PROVIDE AN ADDITIONAL 500 SF OF FLEMISH BOND BRICK REPLACEMENT. FINAL LOCATIONS AND AREAS TO BE DETERMINED BY THE ARCHITECT BASED ON FIELD CONDITIONS.

3. IN ADDITION TO THE LIMESTONE/ NATURAL STONE REPAIR AREAS AND QUANITIES INDICATED ON THE EXTERIOR ELEVATIONS, PROVIDE AN ADDITIONAL 50 LF OF STONE CRACK REPAIR. FINAL LOCATIONS AND AREAS TO BE DETERMINED BY THE ARCHITECT BASED ON FIELD CONDITIONS.

4. REPAIR 4TH FLOOR AND PENTHOUSE EXTERIOR STUCCO FINISHES PER SPEC 09 25 33, TYPICAL. BID TO INCLUDE 500 LF OF STUCCO CRACK REPAIRS, 12" WIDE , 1 INCH DEEP. REVIEW FINAL LOCATIONS AND QUANTITIES WITH THE ARCHITECT.

5. FOR THE ADDITIONAL BID QUANTITIES SHOWN ABOVE INSPECT THE ENTIRE SURFACE WHERE ADDITIONAL WORK MAY BE NEEDED IN THE PRESENCE OF THE OWNER'S REPRESENTATIVE, MARK OUT AREAS WHERE ADDITIONAL WORK IS NEEDED, AND SUBMIT MARKED UP ELEVATIONS SHOWING ACTUAL LOCATIONS AND QUANTITIES NEEDED. SEE SECTION 4.02 OF THE AGREEMENT FOR ADJUSTMENTS DUE TO ACTUAL QUANTITIES REQUIRED.

6. ASSUME 15% OF REPOINTING TO BE DEEP REPOINTING WHERE UNSOUND MORTAR IS FOUND DEEPER THAN STANDARD REPOINTING DETAIL. DEEP REPOINTING AREAS TO BE RANDOMLY DISTRIBUTED THROUGHOUT WORK AREAS OF REPOINTING. SEE DETAIL 8/A6.1

BUILDING FACADE & ELEVATION KEY NOTES (ALL ELEVATIONS)

		REF. DETAIL/SHEET
F1	REPOINT BRICK MASONRY	2, 4, 7, & 8A / A6.1
F2	CLEAN BRICK MASONRY	-
F3	CLEAN LIMESTONE/STONE	4 & 6 / A6.1
F3.1	REPOINT LIMESTONE JOINTS	9 & 10 / A6.1
F3.2	REPOINT GRANITE BASE	8A / A6.1
F4	REPLACE BRICK MASONRY TYPE I BRICK UNLESS NOTED OTHERWISE	4 & 6 / A6.1
F5	SAW CUT NEW CONTROL JOINTS (C.J.) IN PARAPET AND PROVIDE BACKER ROD AND SEALANT	4 & 8E / A6.1
F6	APPLY BREATHABLE SILOXANE SEALER OVER BRICK AND LIMESTONE MASONRY SUBSTRATE	-
F7	REPAIR LIMESTONE CRACKS/STONE CRACKS	11 / A6.1
F8	NEW BACKER ROD AND SEALANT AND WEATHER CAP LEAD TEE, TYPICAL ALL LIMESTONE HEAD JOINTS	9 / A6.1
F9	NEW BACKER ROD AND SEALANT IN PARAPET LIMESTONE CAP STONES PRIOR TO COPING INSTALLATION	7 & 10 / A6.1
F10	REPLACE BRICK MASONRY, MULTIPLE WYTHES.	6 / A6.1 & 6 / A6.2
F11	REPLACE GALVANIZED PAINTED STEEL LINTEL. TYPE AS INDICATED ON ELEVATIONS.	6 / A6.2

BUILDING FACADE & ELEVATION KEY NOTES (ALL ELEVATIONS)

		REF. DETAIL/SHEET
F12	OBSCURE GLASS TYPE IGU-B IN THIS UNIT	-
F13	RAISE WINDOW SILLS FOR NEW ROOF ASSEMBLY	5 & 6 / A6.2
F14	METAL RAINSCREEN WALL PANEL	3 & 7 / A6.1
F15	LIMESTONE DUTCHMAN REPAIR	-
F16	REINSTALL LATTICE/TRELLIS SYSTEM	-
F17	REMOVE AND RESET LOOSE LIMESTONE AND REPAINT. REPLACE BOTTOM STONES TO MATCH +/- 24" TALL	-
F18	NEW WALL MOUNTED LIGHT FIXTURES. REFER TO ELECTRICAL DRAWINGS	E-SERIES
F19	PREP, PRIME AND PAINT EXISTING IRON ORNAMENTAL BALCONY RAILING	-
F20	PREP PRIME AND PAINT IRON WINDOW BARS/ TURN BUCKLE	-
F21	HAND WASH DECORATIVE MARBLE PANEL	-
F22	APPLY BREATHABLE STUCCO COATING OVER EXISTING STUCCO	-
F23	PATCH AND REPAIR STUCCO CRACKING/SPALLS	-
F24	CMU INFILL AND NEW MATCHING BRICK WYTHE TOOTH INTO COURSING AND MATCH FLEMISH BOND.	4 / A6.1
F25	S.S. HORIZONTAL JOINT REINFORCING SET IN BED JOINTS, SPACED 4 TO 6 BRICK COURSES APART MAX.	8B / A6.1

HATCH LEGEND

	BRICK REPLACEMENT (TOOTH IN UNLESS NOTED OTHERWISE)
	BRICK/LIMESTONE REPOINTING
	EXISTING N.I.C.
	STUCCO COATING
	LIMESTONE REPAIR
	EXISTING BRICK MASONRY (RUNNING AND FLEMISH BOND, TYP.)
	LIMESTONE OR GRANITE
	METAL PANEL
	GRANITE REPOINTING

RENOVATE PLANT SCIENCE BUILDING - PHASE 2

SUCF Project No. 161026-00

236 Tower Road
Ithaca, NY 14853

Cornell CALS College of Agriculture and Life Sciences

SUNY State University Construction Fund

Ellenzweig Architecture | Planning	230 Congress Street Boston, MA 02110 T 617 491-5575
Ryan Biggs Clark Davis Structural Engineers	257 Ushers Road Clifton Park, NY 12065 T 518 406-5506
Salas O'Brien Consulting & Engineering Group of NY, Inc. Mechanical Engineers	300 Trolley Blvd. Rochester, NY 14606 T 585 288-5590
Jade Stone Engineering Electrical Engineers	444 Vanduzee St. Watertown, NY 13601 T 315 836 4062
Watson Engineering Plumbing	4500 State Route 434 Apalachin, NY 13732 T 607 223-4334
DM Engineers Fire Protection Engineers	1007 Yonkers Ave Yonkers, NY 10704 T 929 333-2339
Bell & Spina Building Envelope	215 Wyoming Street S Syracuse, NY 13204 T 315 488-0377
Environ. Design & Research Historic Preservation, Landscape, Civil Engineering	217 Montgomery St, Suite 1000 Syracuse, NY 13202 T 315 471-0688
Schuler Shook Lighting Design	240 W 40th Street, 2nd Floor New York, NY 10018 T 212 439-5650
D2D Green Design Sustainability PH2	10 Hallenbeck Hill East Greenbush, NY 12061 T 518 729-2967
Shen Milsom & Wilke Acoustics, IT, AV, Security	417 Fifth Avenue New York, NY 10016 T 212 725-6800
Watts Architects & Engineers Asbestos, Haz Mat	95 Perry Street, Suite 300 Buffalo, NY 14203 T 716 206-5122
Hastings Consulting Building Code	142 Hanlon Rd Holliston, MA 01746 T 508 397-8417
Ellana Cost Consulting	32 Broadway, Suite 801 New York, NY 10004 T 212971-0936

Notes:

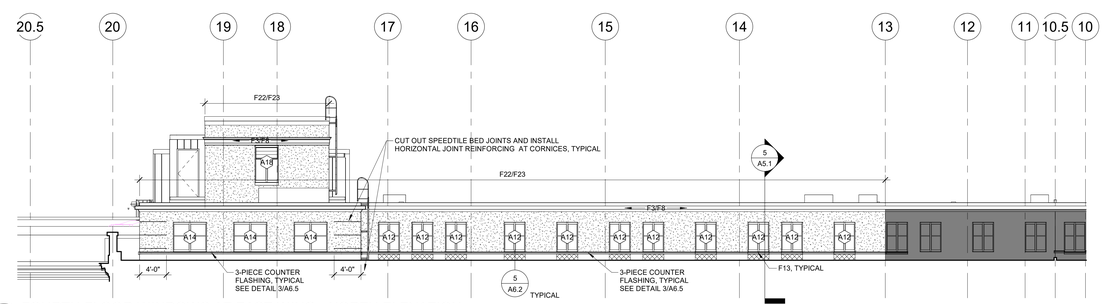

2 FOURTH FLOOR WINDOWS AT EAST WING - NORTH ELEVATION
1/8" = 1'-0"

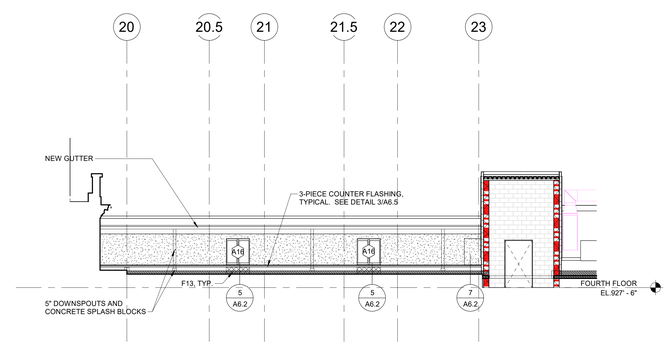

1 E WING SOUTH ELEVATION
1/8" = 1'-0"

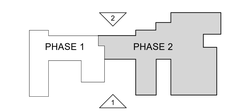

Keyplan

Job Number	31909.00
Drawing By	DJS
Checked By	DKA
Filename	
Date	August 31, 2026

Revisions

FOURTH FLOOR WINDOW EXTERIOR ELEVATIONS - PHASE 2

REGISTERED ARCHITECT DOUGLAS K. KIBBLE 012489 STATE OF NEW YORK

REGISTRATION EXPIRES: 08/31/2026

BID DOCUMENTS
Scale: As indicated

A3.5

2024 Ellenzweig ©

8/27/2026 4:59:50 PM
Autodesk Docs://31909 SUCF Cornell Plant Science/31909_Cornell PSB_Arch_R23.rvt

TYPICAL MASONRY CLEANING NOTES (APPLIES TO ALL EXTERIOR ELEVATION SHEETS):

TYPICAL MASONRY CLEANING NOTES (APPLIES TO ALL EXTERIOR ELEVATION SHEETS):

1. MICRO ABRASIVE CLEANING REFER TO MASONRY CLEANING SPEC..

2. DEMONSTRATE CLEANING METHODS THROUGH IN PLACE MOCKUPS. CONDUCT CLEANING MOCKUPS OF 2'X2' AREAS FOR EACH TYPE OF SURFACE FOR REVIEW AND APPROVAL BY THE CAMPUS AND THE ARCHITECT PRIOR TO PROCEEDING. REDO MOCKUPS TO ACHIEVE THE APPROVED APPEARANCE AS DIRECTED BY THE ARCHITECT. SUBMIT A FORMAL RECORD OF THE MOCKUP WITH A WRITTEN DESCRIPTION.

3. THE INTENT IS TO REMOVE AS MUCH OF THE ENVIRONMENTAL STAINING AND COPPER STAINING FROM THE BRICK, STONE AND LIMESTONE SURFACES WITHOUT ADVERSELY AFFECTING THE STONE OR CAUSING DAMAGE.

4. CONDUCT CLEANING BEFORE INSTALLATION OF NEW ROOF SYSTEMS BUT AFTER REMOVAL OF METAL FLASHINGS CONCEALING PORTIONS OF THE STONE. REMOVE EQUIPMENT AND ANCHORS MOUNTED TO THE LIMESTONE (AND PATCH HOLES) WHERE SCHEDULED IN THE CONTRACT DOCUMENTS PRIOR TO THE CLEANING. PROTECT THE ROOF, WALL AREAS AND ADJACENT HVAC EQUIPMENT FROM DAMAGE.

5. CAPTURE THE CLEANING WATER USED IN THE CLEANING AND DISPOSE OF IN 55 GALLON DRUMS OR SIMILAR.

6. AVOID DAMAGE TO EXISTING BEDDING MORTARS AND SEALANT JOINTS. REPLACE IN-KIND IF DAMAGED.

7. CLEAN ALL SURFACES THAT WILL BE EXPOSED UPON COMPLETION OF ALL THE WORK. IN ADDITION, EXTEND CLEANING ONTO SURFACES THAT WILL BE CONCEALED UPON COMPLETION AS REQUIRED TO ACHIEVE PROPER CLEANING OF EXPOSED SURFACES.

TYPICAL ADDITIONAL MASONRY SCOPE NOTES (APPLIES TO ALL EXTERIOR ELEVATION SHEETS):

1. IN ADDITION TO REPOINTING AREAS AND QUANTITIES INDICATED ON THE EXTERIOR ELEVATION DRAWINGS, PROVIDE AN ADDITIONAL 1,500 SF OF BRICK MASONRY REPOINTING. FINAL LOCATIONS AND AREAS TO BE DETERMINED BY THE ARCHITECT BASED ON FIELD CONDITIONS.

2. IN ADDITION TO THE BRICK REPLACEMENT (FACE BRICK) AREAS AND QUANTITES INDICATED ON THE EXTERIOR ELEVATION DRAWINGS, PROVIDE AN ADDITIONAL 500 SF OF FLEMISH BOND BRICK REPLACEMENT. FINAL LOCATIONS AND AREAS TO BE DETERMINED BY THE ARCHITECT BASED ON FIELD CONDITIONS.

3. IN ADDITION TO THE LIMESTONE/ NATURAL STONE REPAIR AREAS AND QUANITIES INDICATED ON THE EXTERIOR ELEVATIONS, PROVIDE AN ADDITIONAL 50 LF OF STONE CRACK REPAIR. FINAL LOCATIONS AND AREAS TO BE DETERMINED BY THE ARCHITECT BASED ON FIELD CONDITIONS.

4. REPAIR 4TH FLOOR AND PENTHOUSE EXTERIOR STUCCO FINISHES PER SPEC 09 25 33, TYPICAL. BID TO INCLUDE 500 LF OF STUCCO CRACK REPAIRS, 12" WIDE , 1 INCH DEEP. REVIEW FINAL LOCATIONS AND QUANTITIES WITH THE ARCHITECT.

5. FOR THE ADDITIONAL BID QUANTITIES SHOWN ABOVE INSPECT THE ENTIRE SURFACE WHERE ADDITIONAL WORK MAY BE NEEDED IN THE PRESENCE OF THE OWNER'S REPRESENTATIVE, MARK OUT AREAS WHERE ADDITIONAL WORK IS NEEDED, AND SUBMIT MARKED UP ELEVATIONS SHOWING ACTUAL LOCATIONS AND QUANTITIES NEEDED. SEE SECTION 4.02 OF THE AGREEMENT FOR ADJUSTMENTS DUE TO ACTUAL QUANTITIES REQUIRED.

6. ASSUME 15% OF REPOINTING TO BE DEEP REPOINTING WHERE UNSOUND MORTAR IS FOUND DEEPER THAN STANDARD REPOINTING DETAIL. DEEP REPOINTING AREAS TO BE RANDOMLY DISTRIBUTED THROUGHOUT WORK AREAS OF REPOINTING. SEE DETAIL 8/A6.1

BUILDING FACADE & ELEVATION KEY NOTES (ALL ELEVATIONS)		
		REF. DETAIL/SHEET
F1	REPOINT BRICK MASONRY	2, 4, 7, & 8A / A6.1
F2	CLEAN BRICK MASONRY	-
F3	CLEAN LIMESTONE/STONE	4 & 6 / A6.1
F3.1	REPOINT LIMESTONE JOINTS	9 & 10 / A6.1
F3.2	REPOINT GRANITE BASE	8A / A6.1
F4	REPLACE BRICK MASONRY TYPE I BRICK UNLESS NOTED OTHERWISE	4 & 6 / A6.1
F5	SAW CUT NEW CONTROL JOINTS (C.J.) IN PARAPET AND PROVIDE BACKER ROD AND SEALANT	4 & 8E / A6.1
F6	APPLY BREATHABLE SILOXANE SEALER OVER BRICK AND LIMESTONE MASONRY SUBSTRATE	-
F7	REPAIR LIMESTONE CRACKS/STONE CRACKS	11 / A6.1
F8	NEW BACKER ROD AND SEALANT AND WEATHER CAP LEAD TEE. TYPICAL ALL LIMESTONE HEAD JOINTS	9 / A6.1
F9	NEW BACKER ROD AND SEALANT IN PARAPET LIMESTONE CAP STONES PRIOR TO COPING INSTALLATION.	7 & 10 / A6.1
F10	REPLACE BRICK MASONRY, MULTIPLE WYTHES.	6 / A6.1 & 6 / A6.2
F11	REPLACE GALVANIZED PAINTED STEEL LINTEL. TYPE AS INDICATED ON ELEVATIONS.	6 / A6.2

BUILDING FACADE & ELEVATION KEY NOTES (ALL ELEVATIONS)		
		REF. DETAIL/SHEET
F12	OBSCURE GLASS TYPE IGU-B IN THIS UNIT	-
F13	RAISE WINDOW SILLS FOR NEW ROOF ASSEMBLY	5 & 6 / A6.2
F14	METAL RAINSCREEN WALL PANEL	3 & 7 / A6.1
F15	LIMESTONE DUTCHMAN REPAIR	-
F16	REINSTALL LATTICE/TRELLIS SYSTEM	-
F17	REMOVE AND RESET LOOSE LIMESTONE AND REPAINT. REPLACE BOTTOM STONES TO MATCH +/- 24" TALL	-
F18	NEW WALL MOUNTED LIGHT FIXTURES. REFER TO ELECTRICAL DRAWINGS	E-SERIES
F19	PREP, PRIME AND PAINT EXISTING IRON ORNAMENTAL BALCONY RAILING	-
F20	PREP PRIME AND PAINT IRON WINDOW BARS/ TURN BUCKLE	-
F21	HAND WASH DECORATIVE MARBLE PANEL	-
F22	APPLY BREATHABLE STUCCO COATING OVER EXISTING STUCCO	-
F23	PATCH AND REPAIR STUCCO CRACKING/SPALLS	-
F24	CMU INFILL AND NEW MATCHING BRICK WYTHE. TOOTH INTO COURSING AND MATCH FLEMISH BOND.	4 / A6.1
F25	S.S. HORIZONTAL JOINT REINFORCING SET IN BED JOINTS, SPACED 4 TO 6 BRICK COURSES APART MAX.	8B / A6.1

HATCH LEGEND	
	BRICK REPLACEMENT (TOOTH IN UNLESS NOTED OTHERWISE)
	BRICK/LIMESTONE REPOINTING
	EXISTING N.I.C.
	STUCCO COATING
	LIMESTONE REPAIR
	EXISTING BRICK MASONRY (RUNNING AND FLEMISH BOND, TYP.)
	LIMESTONE OR GRANITE
	METAL PANEL
	GRANITE REPOINTING

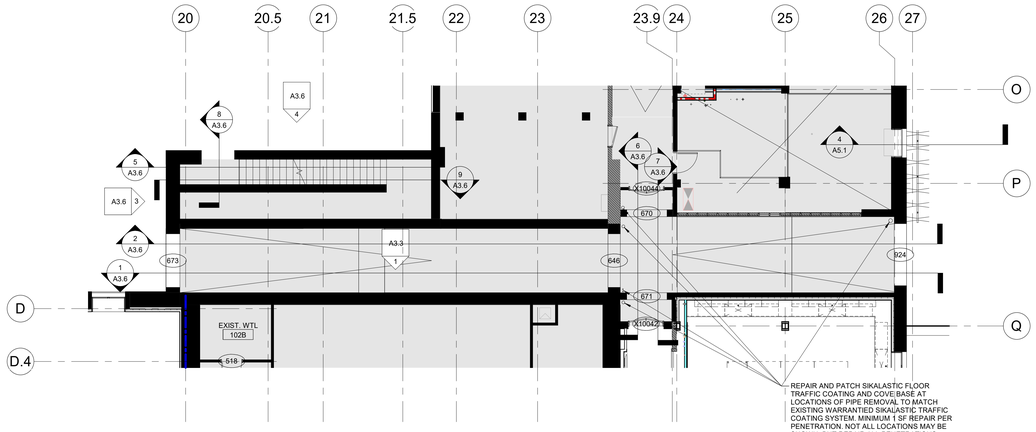

10 TERRACE AND BREEZEWAY KEYPLAN
1/8" = 1'-0"

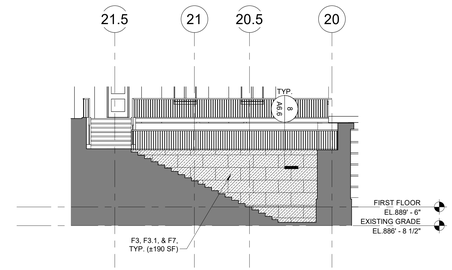

9 NORTH TERRACE STAIR SOUTH ELEVATION
1/8" = 1'-0"

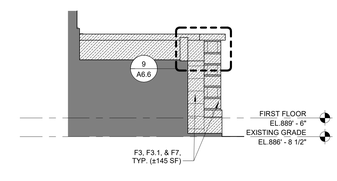

8 NORTH TERRACE STAIR WEST ELEVATION
1/8" = 1'-0"

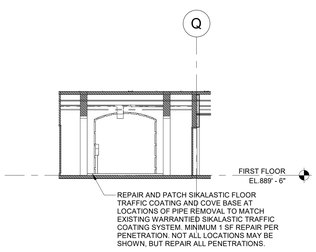

7 BREEZEWAY EAST ELEVATION
1/8" = 1'-0"

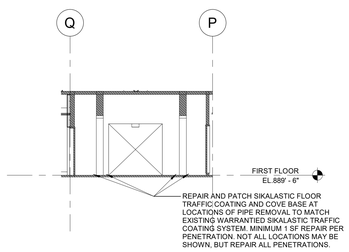

6 BREEZEWAY WEST ELEVATION
1/8" = 1'-0"

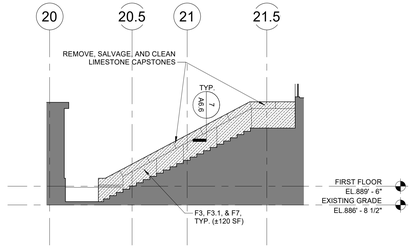

5 NORTH TERRACE STAIR NORTH ELEVATION
1/8" = 1'-0"

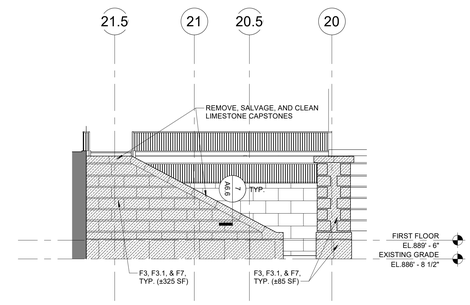

4 GARDEN TERRACE EXTERIOR - NORTH ELEVATION
1/8" = 1'-0"

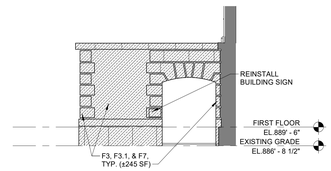

3 GAREN TERRACE EXTERIOR - WEST ELEVATION
1/8" = 1'-0"

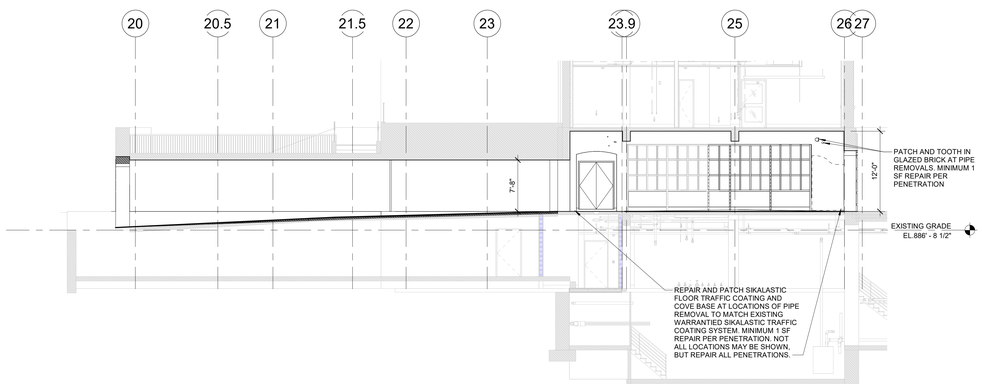

2 BREEZEWAY NORTH ELEVATION Copy 1
1/8" = 1'-0"

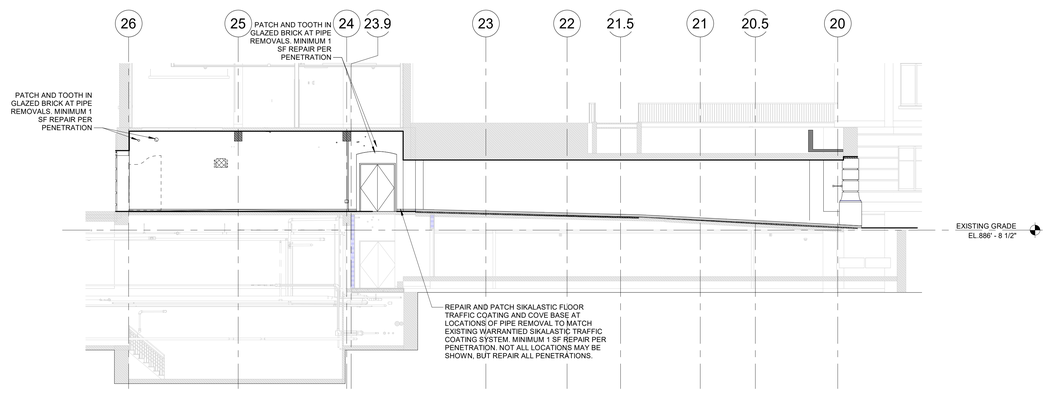

1 BREEZEWAY SOUTH ELEVATION Copy 1
1/8" = 1'-0"

RENOVATE PLANT SCIENCE BUILDING - PHASE 2

SUCF Project No. 161026-00

236 Tower Road
Ithaca, NY 14853

Cornell CALS College of Agriculture and Life Sciences

SUNY State University Construction Fund

Ellenzweig Architecture | Planning	230 Congress Street Boston, MA 02110 T 617 491-5575
Ryan Biggs Clark Davis Structural Engineers	257 Ushers Road Clifton Park, NY 12065 T 518 406-5506
Salas O'Brien Consulting & Engineering Group of NY, Inc. Mechanical Engineers	300 Trolley Blvd. Rochester, NY 14606 T 585 288-5590
Jade Stone Engineering Electrical Engineers	444 Vanduzee St. Watertown, NY 13601 T 315 836 4062
Watson Engineering Plumbing	4500 State Route 434 Apalachin, NY 13732 T 607 223-4334
DM Engineers Fire Protection Engineers	1007 Yonkers Ave Yonkers, NY 10704 T 929 333-2339
Bell & Spina Building Envelope	215 Wyoming Street S Syracuse, NY 13204 T 315 488-0377
Environ. Design & Research Historic Preservation, Landscape, Civil Engineering	217 Montgomery St, Suite 1000 Syracuse, NY 13202 T 315 471-0688
Schuler Shook Lighting Design	240 W 40th Street, 2nd Floor New York, NY 10018 T 212 439-5650
D2D Green Design Sustainability PH2	10 Hallenbeck Hill East Greenbush, NY 12061 T 518 729-2967
Shen Milsom & Wilke Acoustics, IT, AV, Security	417 Fifth Avenue New York, NY 10016 T 212 725-6800
Watts Architects & Engineers Asbestos, Haz Mat	95 Perry Street, Suite 300 Buffalo, NY 14203 T 716 206-5122
Hastings Consulting Building Code	142 Hanlon Rd Holliston, MA 01746 T 508 397-8417
Ellana Cost Consulting	32 Broadway, Suite 801 New York, NY 10004 T 212971-0936

Notes:

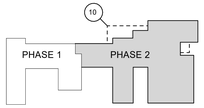

Keyplan

Job Number 31909.00
Drawing By TJG
Checked By DKA
Filename
Date August 31, 2026

Revisions

GARDEN TERRACE EXTERIOR ELEVATIONS - PHASE 2

REGISTERED ARCHITECT DOUGLAS K. ARCHER 032659 STATE OF NEW YORK

REGISTRATION EXPIRES: 08/31/2028

BID DOCUMENTS
Scale: As indicated

A3.6

2024 Ellenzweig ©

9/17/2026 10:44:55 AM
Autodesk Docs://31909 SUCF Cornell Plant Science/31909_Cornell PSB_Arch_R23.rvt

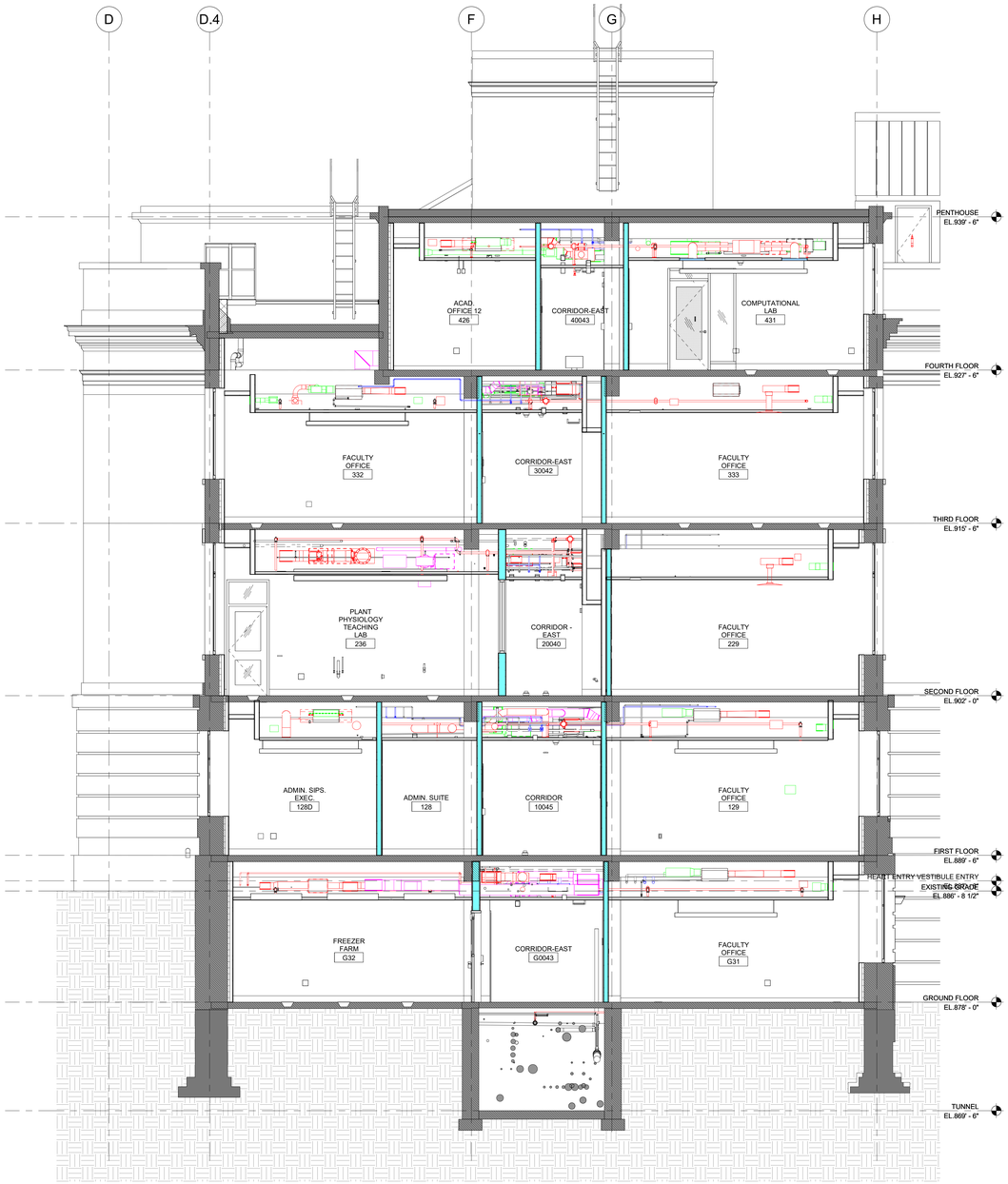

2 EAST WING - NORTH-SOUTH BUILDING SECTION
1/4" = 1'-0"

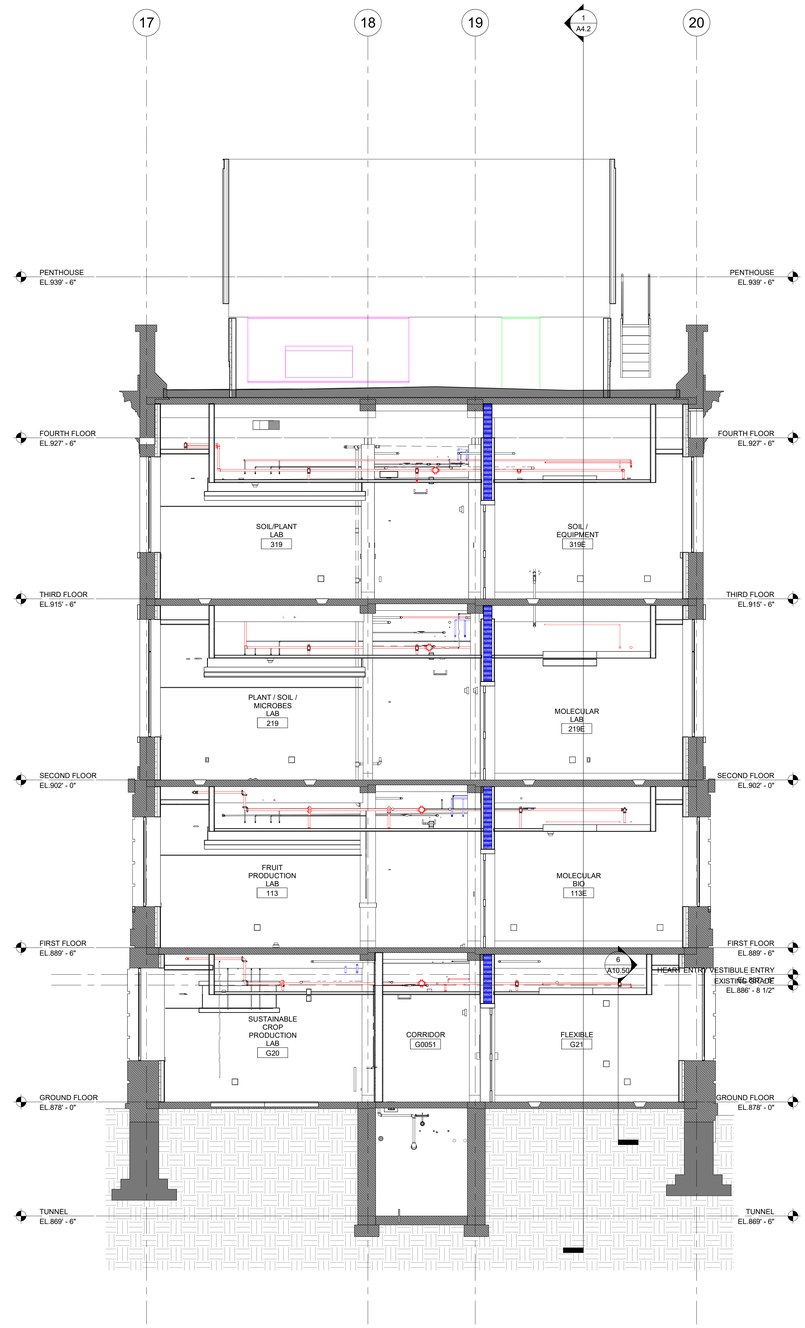

1 EAST WING - WEST-EAST BUILDING SECTION
1/4" = 1'-0"

RENOVATE PLANT SCIENCE BUILDING - PHASE 2

SUCF Project No. 161026-00

236 Tower Road
Ithaca, NY 14853

Cornell CALS College of Agriculture and Life Sciences

SUNY State University Construction Fund

Ellenzweig Architecture | Planning	230 Congress Street Boston, MA 02110 T 617 491-5575
Ryan Biggs Clark Davis Structural Engineers	257 Ushers Road Clifton Park, NY 12065 T 518 406-5506
Salas O'Brien Consulting & Engineering Group of NY, Inc. Mechanical Engineers	300 Trolley Blvd. Rochester, NY 14606 T 585 288-5590
Jade Stone Engineering Electrical Engineers	444 Vanduzee St. Watertown, NY 13601 T 315 836 4062
Watson Engineering Plumbing	4500 State Route 434 Apalachin, NY 13732 T 607 223-4334
DM Engineers Fire Protection Engineers	1007 Yonkers Ave Yonkers, NY 10704 T 929 333-2339
Bell & Spina Building Envelope	215 Wyoming Street S Syracuse, NY 13204 T 315 488-0377
Environ. Design & Research Historic Preservation, Landscape, Civil Engineering	217 Montgomery St, Suite 1000 Syracuse, NY 13202 T 315 471-0688
Schuler Shook Lighting Design	240 W 40th Street, 2nd Floor New York, NY 10018 T 212 439-5650
D2D Green Design Sustainability PH2	10 Hallenbeck Hill East Greenbush, NY 12061 T 518 729-2967
Shen Milsom & Wilke Acoustics, IT, AV, Security	417 Fifth Avenue New York, NY 10016 T 212 725-6800
Watts Architects & Engineers Asbestos, Haz Mat	95 Perry Street, Suite 300 Buffalo, NY 14203 T 716 206-5122
Hastings Consulting Building Code	142 Hanlon Rd Holliston, MA 01746 T 508 397-8417
Ellana Cost Consulting	32 Broadway, Suite 801 New York, NY 10004 T 212971-0936

Notes:

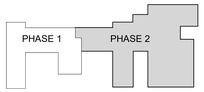

Keyplan

Job Number	31909.00
Drawing By	Author
Checked By	Checker
Filename	
Date	August 31, 2026

Revisions

BUILDING SECTIONS
EAST WING - PHASE 2

REGISTERED ARCHITECT
VINCENT J. ROSSI
022901-1
STATE OF NEW YORK

BID DOCUMENTS
Scale: 1/4" = 1'-0"

A4.1

2024 Ellenzweig ©

10/8/2026 9:03:56 PM
Autodesk Docs://31909 SUCF Cornell Plant Sciences/31909_Cornell PSB_Arch_R23.rvt

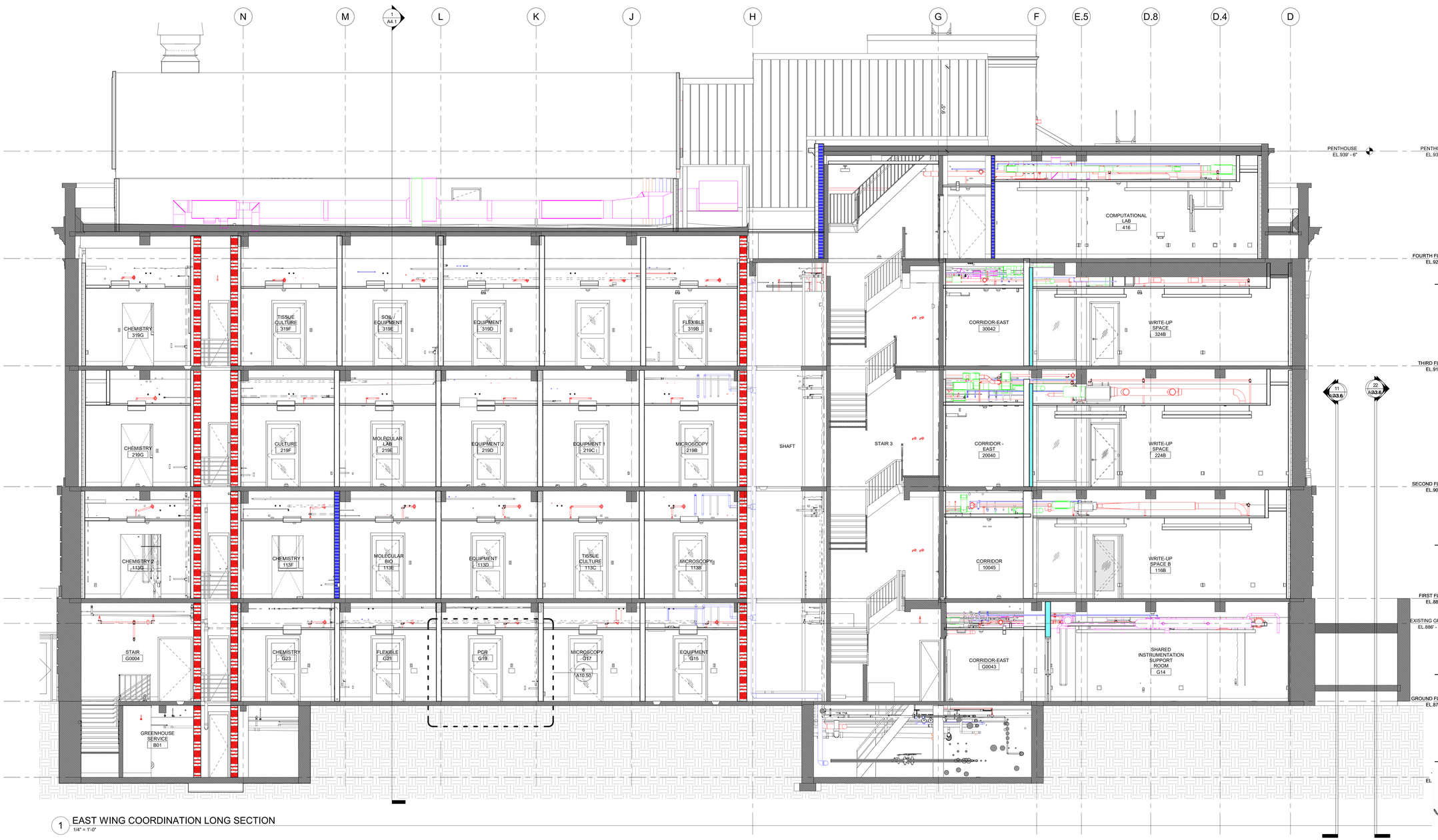

1 EAST WING COORDINATION LONG SECTION
1/4" = 1'-0"

Keyplan

RENOVATE PLANT SCIENCE BUILDING - PHASE 2
SUCF Project No. 161026-00

236 Tower Road
Ithaca, NY 14853

Cornell CALS College of Agriculture and Life Sciences

SUNY State University Construction Fund

Ellenzweig Architecture | Planning	230 Congress Street Boston, MA 02110 T 617 491-5575
Ryan Biggs Clark Davis Structural Engineers	257 Ushers Road Clifton Park, NY 12065 T 518 406-5506
Salas O'Brien Consulting & Engineering Group of NY, Inc. Mechanical Engineers	300 Trolley Blvd. Rochester, NY 14606 T 585 288-5590
Jade Stone Engineering Electrical Engineers	444 Vanduzee St. Watertown, NY 13601 T 315 836 4062
Watson Engineering Plumbing	4500 State Route 434 Apalachin, NY 13732 T 607 223-4334
DM Engineers Fire Protection Engineers	1007 Yonkers Ave Yonkers, NY 10704 T 929 333-2339
Bell & Spina Building Envelope	215 Wyoming Street S Syracuse, NY 13204 T 315 488-0377
Environ. Design & Research Historic Preservation, Landscape, Civil Engineering	217 Montgomery St, Suite 1000 Syracuse, NY 13202 T 315 471-0688
Schuler Shook Lighting Design	240 W 40th Street, 2nd Floor New York, NY 10018 T 212 439-5650
D2D Green Design Sustainability PH2	10 Hallenbeck Hill East Greenbush, NY 12061 T 518 729-2967
Shen Milsom & Wilke Acoustics, IT, AV, Security	417 Fifth Avenue New York, NY 10016 T 212 725-6800
Watts Architects & Engineers Asbestos, Haz Mat	95 Perry Street, Suite 300 Buffalo, NY 14203 T 716 206-5122
Hastings Consulting Building Code	142 Hanlon Rd Holliston, MA 01746 T 508 397-8417
Eliana Cost Consulting	32 Broadway, Suite 801 New York, NY 10004 T 212971-0936

Notes:

Job Number	31909.00
Drawing By	Author
Checked By	Checker
Filename	
Date	August 31, 2026

Revisions

BUILDING SECTIONS
EAST WING - PHASE 2

REGISTERED ARCHITECT
JAMES VINCENT RUSSO
022991-1
STATE OF NEW YORK

BID DOCUMENTS
Scale: 1/4" = 1'-0"

A4.2

2024 Ellenzweig ©

Autodesk Docs://31909 SUCF Cornell Plant Science/31909_Cornell PSB_Arch_R23.rvt
10/8/2026 9:04:20 PM

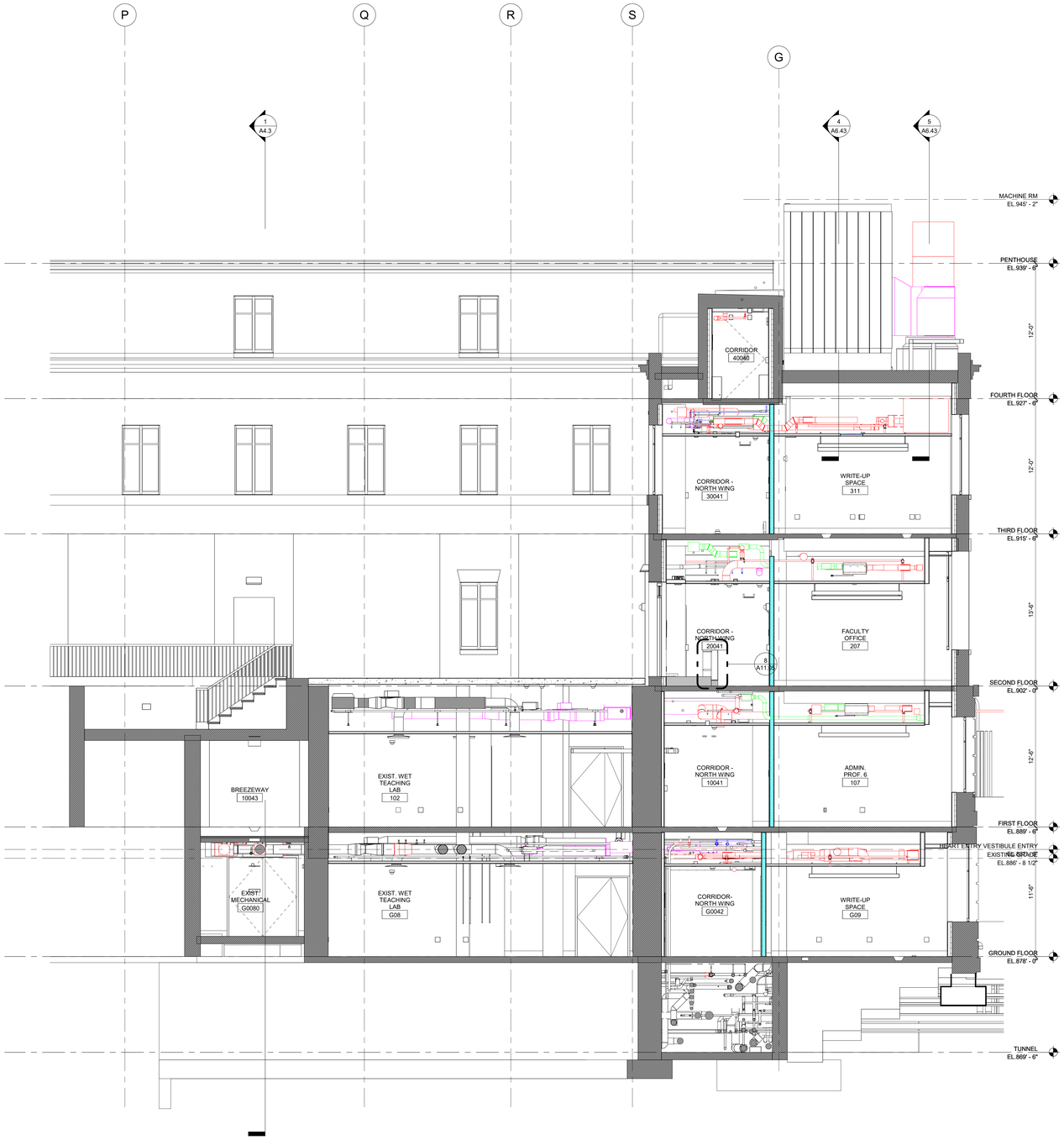

2 NORTH WING - NORTH SOUTH BUILDING SECTION
1/4" = 1'-0"

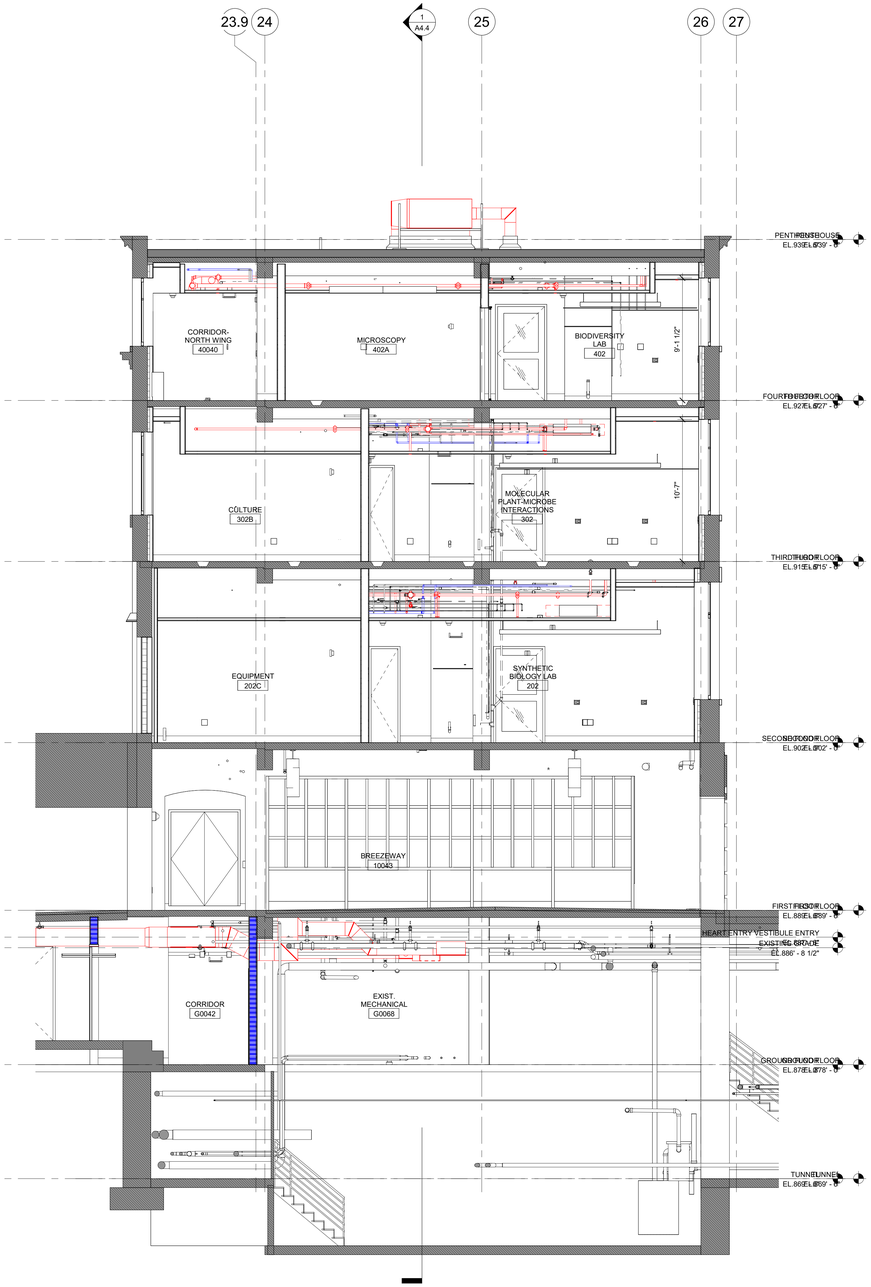

1 NORTH WING - WEST-EAST BUILDING SECTION
1/4" = 1'-0"

RENOVATE PLANT SCIENCE BUILDING - PHASE 2
SUCF Project No. 161026-00

236 Tower Road
Ithaca, NY 14853

Cornell CALS College of Agriculture and Life Sciences

SUNY State University Construction Fund

Ellenzweig Architecture | Planning	230 Congress Street Boston, MA 02110 T 617 491-5575
Ryan Biggs Clark Davis Structural Engineers	257 Ushers Road Clifton Park, NY 12065 T 518 406-5506
Salas O'Brien Consulting & Engineering Group of NY, Inc. Mechanical Engineers	300 Trolley Blvd. Rochester, NY 14606 T 585 288-5590
Jade Stone Engineering Electrical Engineers	444 Vanduzee St. Watertown, NY 13601 T 315 836 4062
Watson Engineering Plumbing	4500 State Route 434 Apalachin, NY 13732 T 607 223-4334
DM Engineers Fire Protection Engineers	1007 Yonkers Ave Yonkers, NY 10704 T 929 333-2339
Bell & Spina Building Envelope	215 Wyoming Street S Syracuse, NY 13204 T 315 488-0377
Environ. Design & Research Historic Preservation, Landscape, Civil Engineering	217 Montgomery St, Suite 1000 Syracuse, NY 13202 T 315 471-0688
Schuler Shook Lighting Design	240 W 40th Street, 2nd Floor New York, NY 10018 T 212 439-5650
D2D Green Design Sustainability PH2	10 Hallenbeck Hill East Greenbush, NY 12061 T 518 729-2967
Shen Milsom & Wilke Acoustics, IT, AV, Security	417 Fifth Avenue New York, NY 10016 T 212 725-6800
Watts Architects & Engineers Asbestos, Haz Mat	95 Perry Street, Suite 300 Buffalo, NY 14203 T 716 206-5122
Hastings Consulting Building Code	142 Hanlon Rd Holliston, MA 01746 T 508 397-8417
Ellana Cost Consulting	32 Broadway, Suite 801 New York, NY 10004 T 212971-0936

Notes:

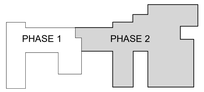

Keyplan

Job Number	31909.00
Drawing By	Author
Checked By	Checker
Filename	
Date	August 31, 2026

Revisions

BUILDING SECTIONS
NORTH WING - PHASE 2

REGISTERED ARCHITECT JAMES VINCENT BIGGS 022901-1 STATE OF NEW YORK

BID DOCUMENTS
Scale: 1/4" = 1'-0"

A4.3

2024 Ellenzweig ©

10/8/2026 9:04:34 PM
Autodesk Docs://31909 SUCF Cornell Plant Science/31909_Cornell PSB_Arch_R23.rvt

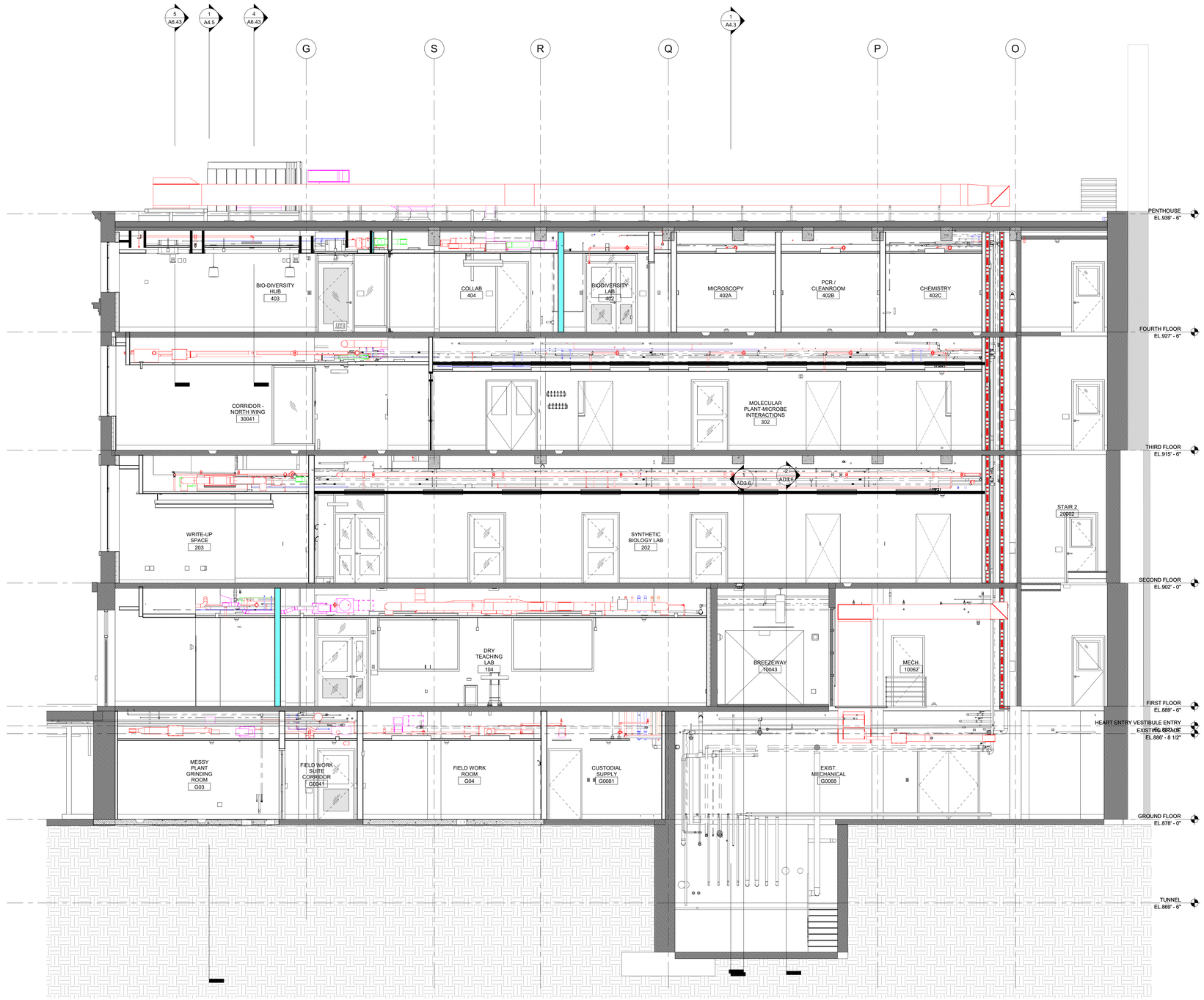

1 NORTH WING LONG BUILDING SECTION
1/4" = 1'-0"

RENOVATE PLANT SCIENCE BUILDING - PHASE 2
SUCF Project No. 161026-00

236 Tower Road
Ithaca, NY 14853

Cornell CALS College of Agriculture and Life Sciences

SUNY State University Construction Fund

Ellenzweig Architecture | Planning	230 Congress Street Boston, MA 02110 T 617 491-5575
Ryan Biggs Clark Davis Structural Engineers	257 Ushers Road Clifton Park, NY 12065 T 518 406-5506
Salas O'Brien Consulting & Engineering Group of NY, Inc. Mechanical Engineers	300 Trolley Blvd. Rochester, NY 14606 T 585 288-5590
Jade Stone Engineering Electrical Engineers	444 Vanduzee St. Watertown, NY 13601 T 315 836 4062
Watson Engineering Plumbing	4500 State Route 434 Apalachin, NY 13732 T 607 223-4334
DM Engineers Fire Protection Engineers	1007 Yonkers Ave Yonkers, NY 10704 T 929 333-2339
Bell & Spina Building Envelope	215 Wyoming Street S Syracuse, NY 13204 T 315 488-0377
Environ. Design & Research Historic Preservation, Landscape, Civil Engineering	217 Montgomery St, Suite 1000 Syracuse, NY 13202 T 315 471-0688
Schuler Shook Lighting Design	240 W 40th Street, 2nd Floor New York, NY 10018 T 212 439-5650
D2D Green Design Sustainability PH2	10 Hallenbeck Hill East Greenbush, NY 12061 T 518 729-2967
Shen Milsom & Wilke Acoustics, IT, AV, Security	417 Fifth Avenue New York, NY 10016 T 212 725-6800
Watts Architects & Engineers Asbestos, Haz Mat	95 Perry Street, Suite 300 Buffalo, NY 14203 T 716 206-5122
Hastings Consulting Building Code	142 Hanlon Rd Holliston, MA 01746 T 508 397-8417
Ellana Cost Consulting	32 Broadway, Suite 801 New York, NY 10004 T 212971-0936

Notes:

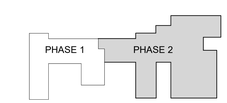

Keyplan

Job Number 31909.00
Drawing By Author
Checked By Checker
Filename
Date August 31, 2026

Revisions

BUILDING SECTIONS
NORTH WING - PHASE 2

REGISTERED ARCHITECT
ROSS VINCENT ROSSI
022991
STATE OF NEW YORK

BID DOCUMENTS
Scale: 1/4" = 1'-0"

A4.4

2024 Ellenzweig ©

10/8/2026 9:04:47 PM

Autodesk Docs://31909 SUCF Cornell Plant Sciences/31909_Cornell PSB_Arch_R23.rvt

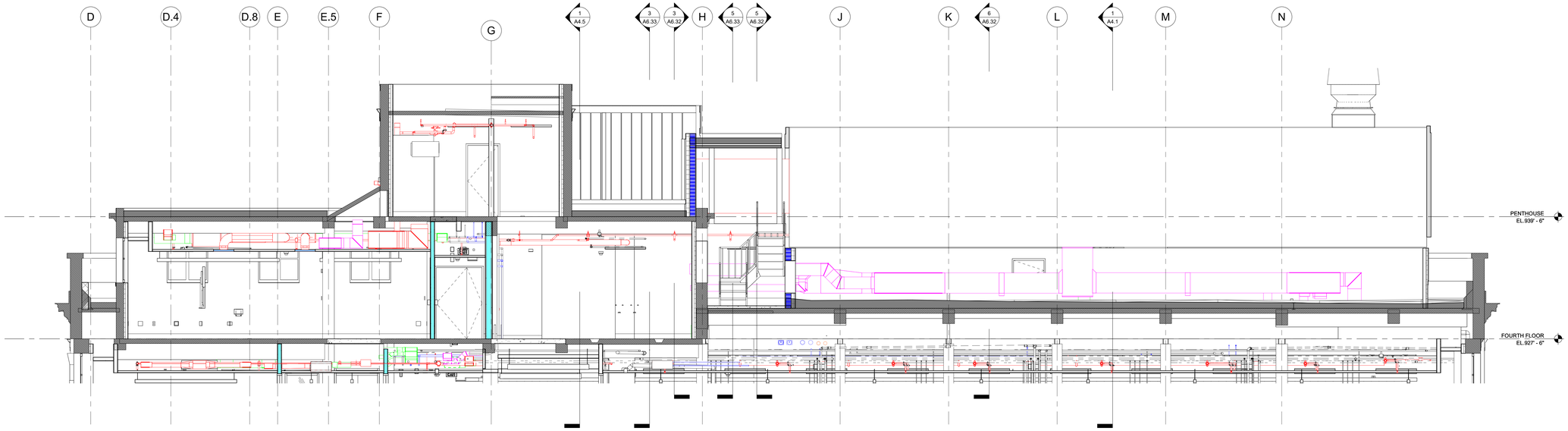

2 EAST WING COORDINATION SECTION THRU MECHANICAL ROOM
1/4" = 1'-0"

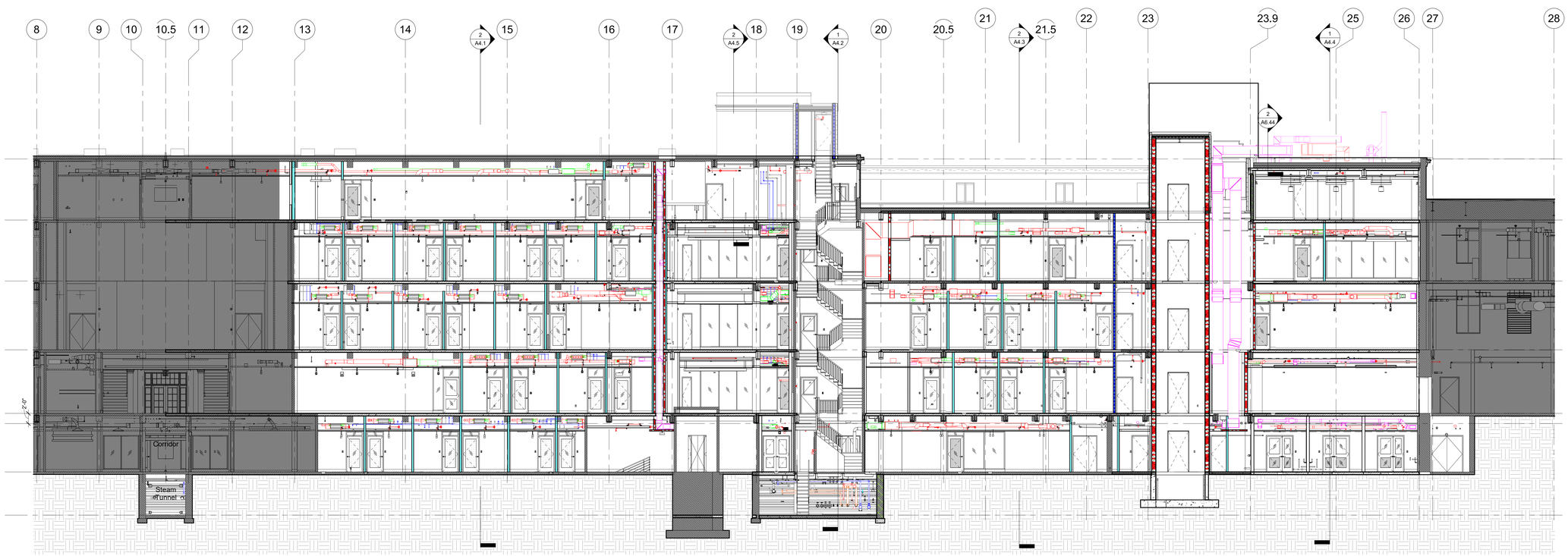

1 LONGITUDINAL BUILDING SECTION - PHASE 2
1/8" = 1'-0"

RENOVATE PLANT SCIENCE BUILDING - PHASE 2
SUCF Project No. 161026-00

236 Tower Road
Ithaca, NY 14853

Cornell CALS College of Agriculture and Life Sciences

SUNY State University Construction Fund

Ellenzweig Architecture | Planning	230 Congress Street Boston, MA 02110 T 617 491-5575
Ryan Biggs Clark Davis Structural Engineers	257 Ushers Road Clifton Park, NY 12065 T 518 406-5506
Salas O'Brien Consulting & Engineering Group of NY, Inc. Mechanical Engineers	300 Trolley Blvd. Rochester, NY 14606 T 585 288-5590
Jade Stone Engineering Electrical Engineers	444 Vanduzee St. Watertown, NY 13601 T 315 836 4062
Watson Engineering Plumbing	4500 State Route 434 Apalachin, NY 13732 T 607 223-4334
DM Engineers Fire Protection Engineers	1007 Yonkers Ave Yonkers, NY 10704 T 929 333-2339
Bell & Spina Building Envelope	215 Wyoming Street S Syracuse, NY 13204 T 315 488-0377
Environ. Design & Research Historic Preservation, Landscape, Civil Engineering	217 Montgomery St, Suite 1000 Syracuse, NY 13202 T 315 471-0688
Schuler Shook Lighting Design	240 W 40th Street, 2nd Floor New York, NY 10018 T 212 439-5650
D2D Green Design Sustainability PH2	10 Hallenbeck Hill East Greenbush, NY 12061 T 518 729-2967
Shen Milsom & Wilke Acoustics, IT, AV, Security	417 Fifth Avenue New York, NY 10016 T 212 725-6800
Watts Architects & Engineers Asbestos, Haz Mat	95 Perry Street, Suite 300 Buffalo, NY 14203 T 716 206-5122
Hastings Consulting Building Code	142 Hanlon Rd Holliston, MA 01746 T 508 397-8417
Ellana Cost Consulting	32 Broadway, Suite 801 New York, NY 10004 T 212971-0936

Notes:

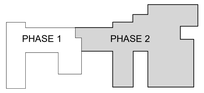

Keyplan

Job Number	31909.00
Drawing By	Author
Checked By	Checker
Filename	
Date	August 31, 2026

Revisions

BUILDING SECTIONS - PHASE 2

BID DOCUMENTS
Scale: As indicated

A4.5

2024 Ellenzweig ©

10/8/2026 9:05:27 PM
Autodesk Docs://31909 SUCF Cornell Plant Sciences/31909_Cornell PSB_Arch_R23.rvt

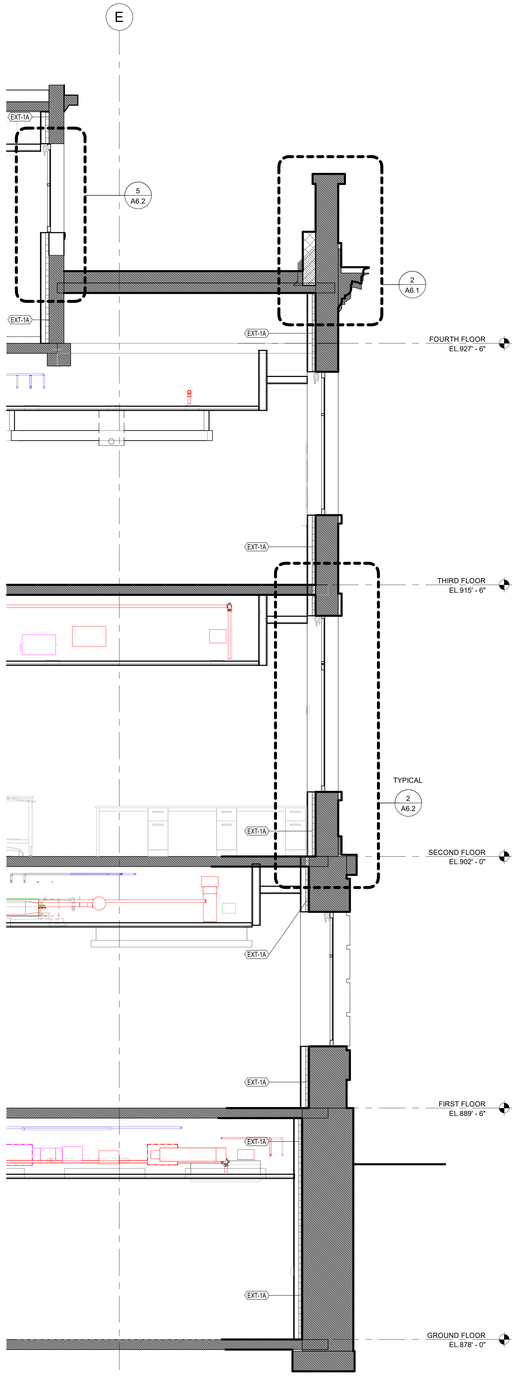

5 MAIN WING - NORTH WALL LOOKING WEST
3/8" = 1'-0"

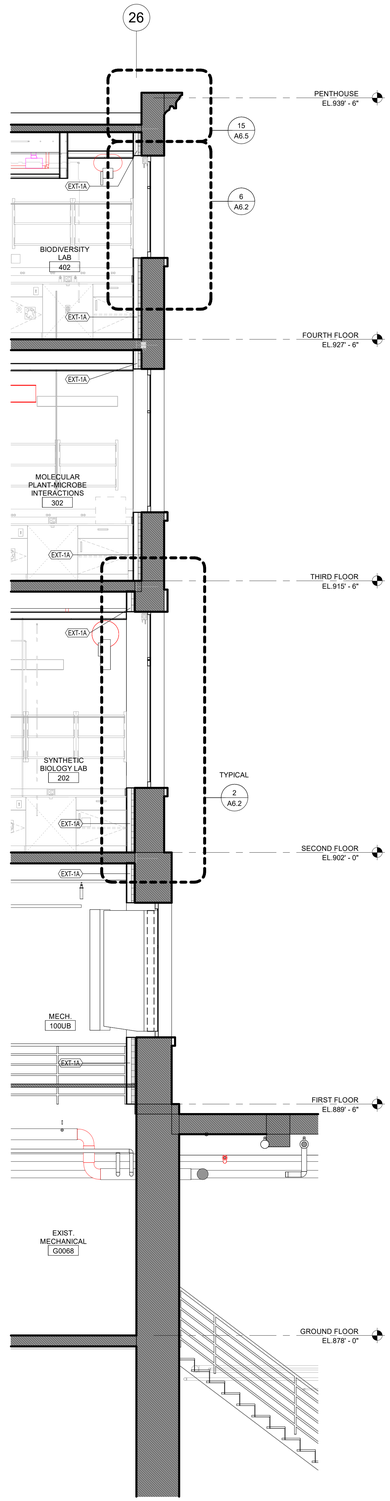

4 HERBARIUM WING - EAST WALL LOOKING NORTH
3/8" = 1'-0"

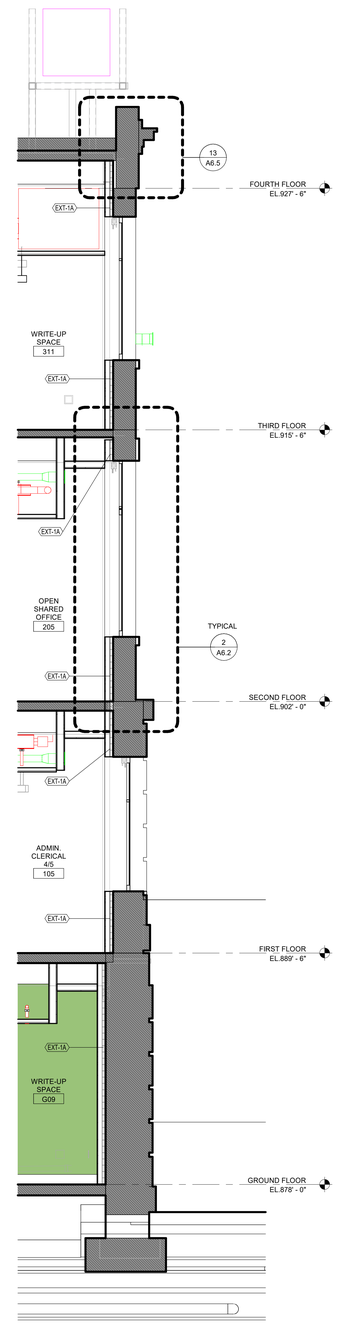

3 HERBARIUM WING - SOUTH WALL LOOKING EAST
3/8" = 1'-0"

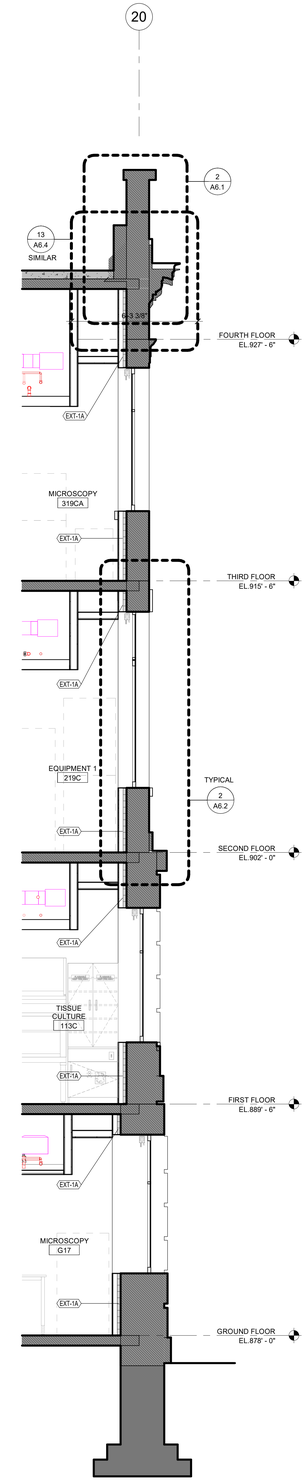

2 EAST WING - EAST WALL LOOKING NORTH
3/8" = 1'-0"

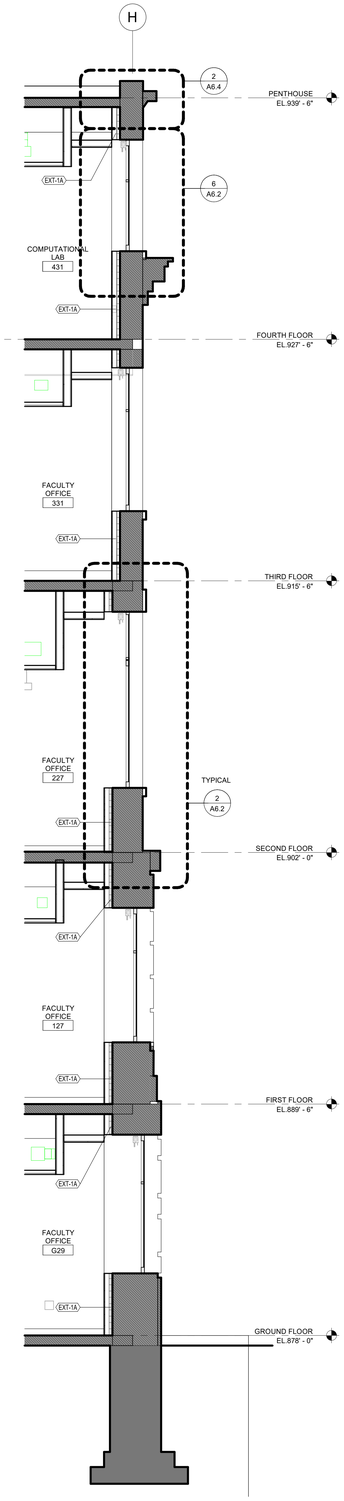

1 MAIN WING - SOUTH WALL LOOKING EAST
3/8" = 1'-0"

RENOVATE PLANT SCIENCE BUILDING - PHASE 2
SUCF Project No. 161026-00

236 Tower Road
Ithaca, NY 14853

Cornell CALS College of Agriculture and Life Sciences

SUNY State University Construction Fund

Ellenzweig Architecture | Planning	230 Congress Street Boston, MA 02110 T 617 491-5575
Ryan Biggs Clark Davis Structural Engineers	257 Ushers Road Clifton Park, NY 12065 T 518 406-5506
Salas O'Brien Consulting & Engineering Group of NY, Inc. Mechanical Engineers	300 Trolley Blvd. Rochester, NY 14606 T 585 288-5590
Jade Stone Engineering Electrical Engineers	444 Vanduzee St. Watertown, NY 13601 T 315 836 4062
Watson Engineering Plumbing	4500 State Route 434 Apalachin, NY 13732 T 607 223-4334
DM Engineers Fire Protection Engineers	1007 Yonkers Ave Yonkers, NY 10704 T 929 333-2339
Bell & Spina Building Envelope	215 Wyoming Street S Syracuse, NY 13204 T 315 488-0377
Environ. Design & Research Historic Preservation, Landscape, Civil Engineering	217 Montgomery St, Suite 1000 Syracuse, NY 13202 T 315 471-0688
Schuler Shook Lighting Design	240 W 40th Street, 2nd Floor New York, NY 10018 T 212 439-5650
D2D Green Design Sustainability PH2	10 Hallenbeck Hill East Greenbush, NY 12061 T 518 729-2967
Shen Milsom & Wilke Acoustics, IT, AV, Security	417 Fifth Avenue New York, NY 10016 T 212 725-6800
Watts Architects & Engineers Asbestos, Haz Mat	95 Perry Street, Suite 300 Buffalo, NY 14203 T 716 206-5122
Hastings Consulting Building Code	142 Hanlon Rd Holliston, MA 01746 T 508 397-8417
Ellana Cost Consulting	32 Broadway, Suite 801 New York, NY 10004 T 212971-0936

Notes:

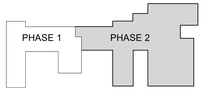

Keyplan

Job Number 31909.00
Drawing By TJG
Checked By DKA
Filename
Date August 31, 2026

Revisions

WALL SECTIONS - PHASE 2

REGISTERED ARCHITECT DOUGLAS P. ELLENZWEIG 032619 STATE OF NEW YORK
REGISTRATION EXPIRES: 08/31/2028

BID DOCUMENTS
Scale: 3/8" = 1'-0"

A5.1

2024 Ellenzweig ©

8/27/2026 5:00:05 PM
Autodesk Docs://31909 SUCF Cornell Plant Science/31909_Cornell PSB_Arch_R23.rvt

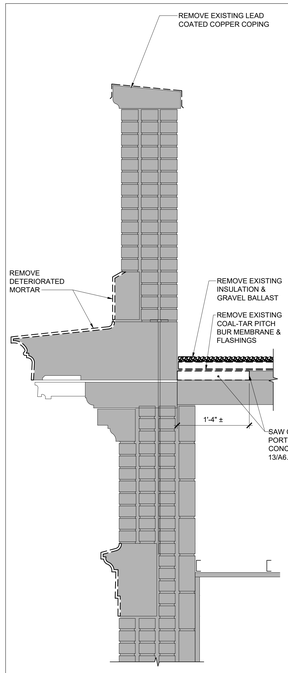

1 TYPICAL PARAPET REMOVAL SECTION
1" = 1'-0"

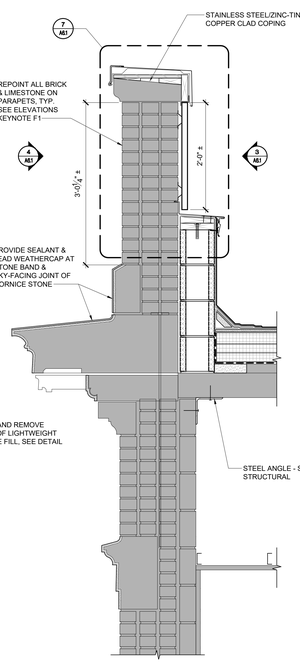

2 TYPICAL PARAPET SECTION
1" = 1'-0"

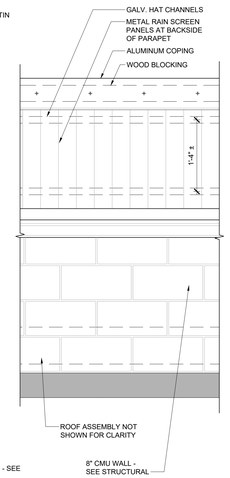

3 ENLARGED PARAPET INTERIOR ELEVATION
1" = 1'-0"

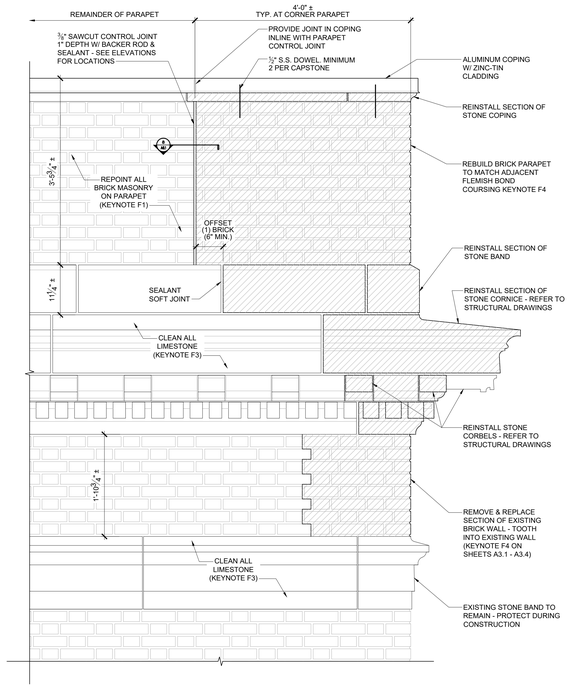

4 ENLARGED PARAPET EXTERIOR ELEVATION
1" = 1'-0"

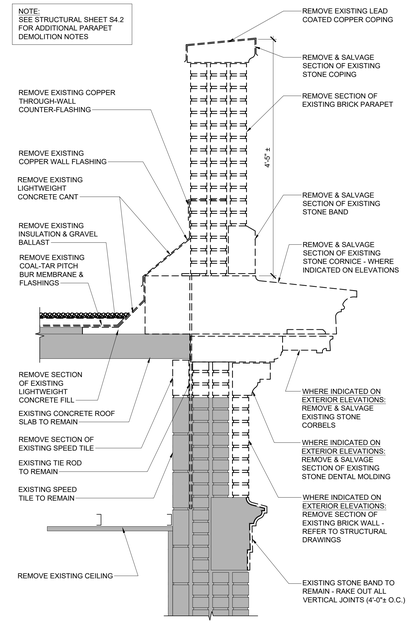

5 PARAPET REMOVAL SECTION: NORTH & SOUTH END OF EAST WING
1" = 1'-0"

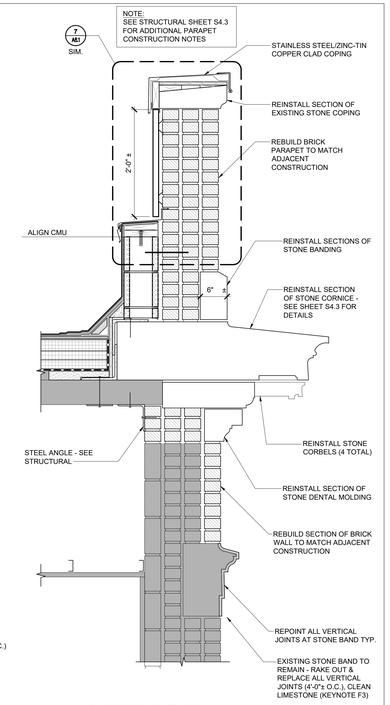

6 PARAPET SECTION: NORTH & SOUTH END OF EAST WING
1" = 1'-0"

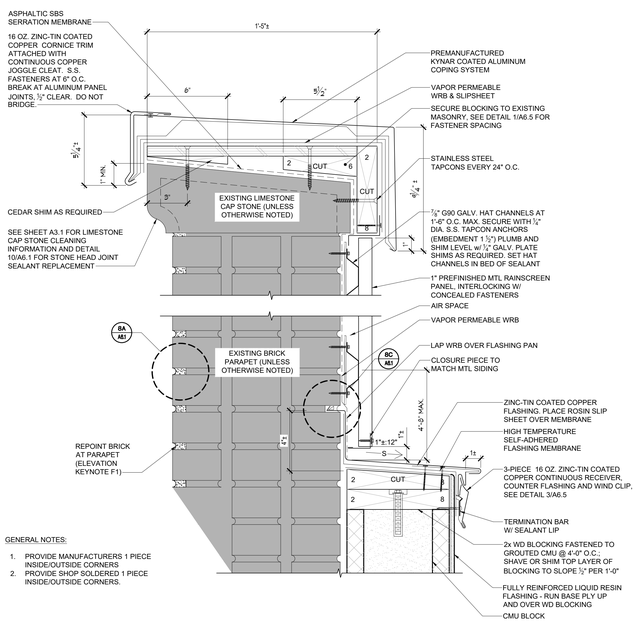

GENERAL NOTES:

1. PROVIDE MANUFACTURERS 1 PIECE INSIDE/OUTSIDE CORNERS
2. PROVIDE SHOP SOLDERED 1 PIECE INSIDE/OUTSIDE CORNERS.

7 TYPICAL PARAPET DETAIL
3" = 1'-0"

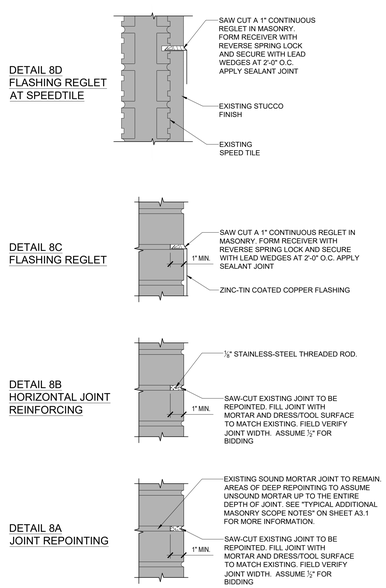

8 TYPICAL MASONRY DETAILS
3" = 1'-0"

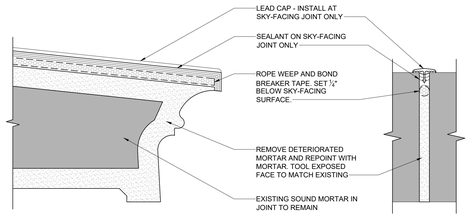

9 LIMESTONE CORNICE REPOINTING DETAIL
3" = 1'-0"

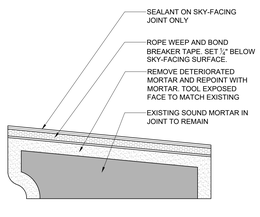

10 LIMESTONE CAPSTONE REPOINTING DETAIL
3" = 1'-0"

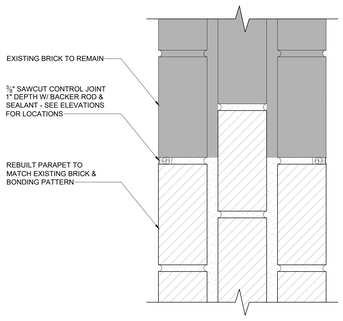

DETAIL 8E PARAPET CONTROL JOINT



GENERAL NOTE:

1. REMOVE LOOSE AND SPALLED MATERIALS AND REPAIR WITH LIMESTONE AND CONCRETE REPAIR MORTAR.

STONE PATCH REPAIR NOTES:

1. STRICTLY FOLLOW MANUFACTURERS RECOMMENDATIONS.
2. THE CONTRACTOR WILL BE REQUIRED TO SOUND THE STONE WITH A HAMMER TO DETERMINE THE EXTENT OF LOOSE OR DELAMINATED MATERIAL. REPAIR AREAS SHOWN ON THE DRAWINGS ARE APPROXIMATE AND FOR THE CONTRACTOR REFERENCE ONLY.
3. FIRST, REMOVE UNSOUND STONE, PARGING OR CONCRETE.
4. SECOND, LAYOUT AND MARK THE SAW-CUT LOCATION AREA OF THE REPAIR AREA. SAW-CUT AROUND REPAIR AREA PER PATCH MANUFACTURER RECOMMENDATIONS. CHIP OUT ALL LOOSE MATERIAL WITHIN THE CUT LINES TO THE PRESCRIBED DEPTH.
5. TALLY QUANTITIES TO THE NEAREST 0.1 SQUARE FOOT.
6. POWER WASH STONE SURFACE AND EXPOSED STEEL REINFORCING (IF EXISTING) WITH NOT LESS THAN 3500 PSI CLEAN WATER POWER SPRAYER.
7. DURING APPLICATION OF REPAIR MORTAR SUBSTRATE SHALL BE WET SATURATED SURFACE DRY WITH NO STANDING WATER.
8. BONDING AGENT SHALL BE APPLICATION OF A SCRUB COAT OF THE REPAIR MATERIAL INTO THE SUBSTRATE, FOLLOWED IMMEDIATELY BY APPLICATION OF THE PATCHING MATERIALS.
9. APPLY PATCHING MATERIAL AS PER MANUFACTURER RECOMMENDATION IN LAYERS AS REQUIRED TO ACHIEVE COVER SHOWN.
10. MATCH THE EXISTING COLOR AND TEXTURE, TYPICAL.

11 TYPICAL LIMESTONE STITCH REPAIR DETAIL
N.T.S.

RENOVATE PLANT SCIENCE BUILDING - PHASE 2

SUCF Project No. 161026-00

236 Tower Road
Ithaca, NY 14853

Cornell CALS College of Agriculture and Life Sciences

SUNY State University Construction Fund

Ellenzweig Architecture | Planning	230 Congress Street Boston, MA 02110 T 617 491-5575
Ryan Biggs Clark Davis Structural Engineers	257 Ushers Road Clifton Park, NY 12065 T 518 406-5506
Salas O'Brien Consulting & Engineering Group of NY, Inc. Mechanical Engineers	300 Trolley Blvd. Rochester, NY 14606 T 585 288-5590
Jade Stone Engineering Electrical Engineers	444 Vanduzee St. Watertown, NY 13601 T 315 836 4062
Watson Engineering Plumbing	4500 State Route 434 Apalachin, NY 13732 T 607 223-4334
DM Engineers Fire Protection Engineers	1007 Yonkers Ave Yonkers, NY 10704 T 929 333-2339
Bell & Spina Building Envelope	215 Wyoming Street S Syracuse, NY 13204 T 315 488-0377
Environ. Design & Research Historic Preservation, Landscape, Civil Engineering	217 Montgomery St, Suite 1000 Syracuse, NY 13202 T 315 471-0688
Schuler Shook Lighting Design	240 W 40th Street, 2nd Floor New York, NY 10018 T 212 439-5650
D2D Green Design Sustainability PH2	10 Hallenbeck Hill East Greenbush, NY 12061 T 518 729-2967
Shen Milsom & Wilke Acoustics, IT, AV, Security	417 Fifth Avenue New York, NY 10016 T 212 725-6800
Watts Architects & Engineers Asbestos, Haz Mat	95 Perry Street, Suite 300 Buffalo, NY 14203 T 716 206-5122
Hastings Consulting Building Code	142 Hanlon Rd Holliston, MA 01746 T 508 397-8417
Ellana Cost Consulting	32 Broadway, Suite 801 New York, NY 10004 T 212 971-0936

Notes:

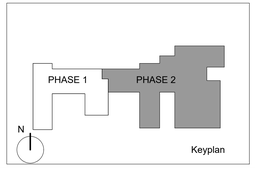

Job Number	31909.00
Drawing By	TJG
Checked By	DKA
Filename	
Date	August 31, 2026

Revisions

CORNICE, PARAPET & MASONRY DETAILS - PHASE 2

REGISTERED ARCHITECT DOUGLAS K. ARKA STATE OF NEW YORK

REGISTRATION EXPIRES: 08/31/2028

BID DOCUMENTS
Scale: As indicated

A6.1

2024 Ellenzweig ©

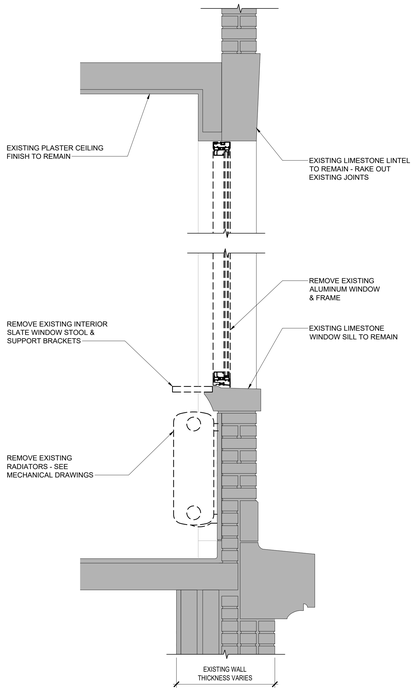

1 TYPICAL WALL / WINDOW REMOVAL AT WINDOW OPENING
1" = 1'-0"

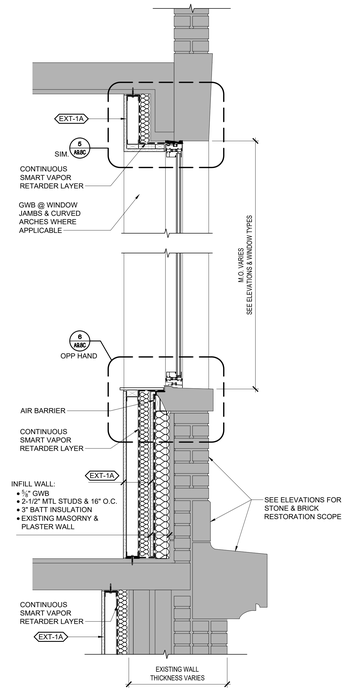

2 TYPICAL EXTERIOR WALL / WINDOW INSTALLATION
1" = 1'-0"

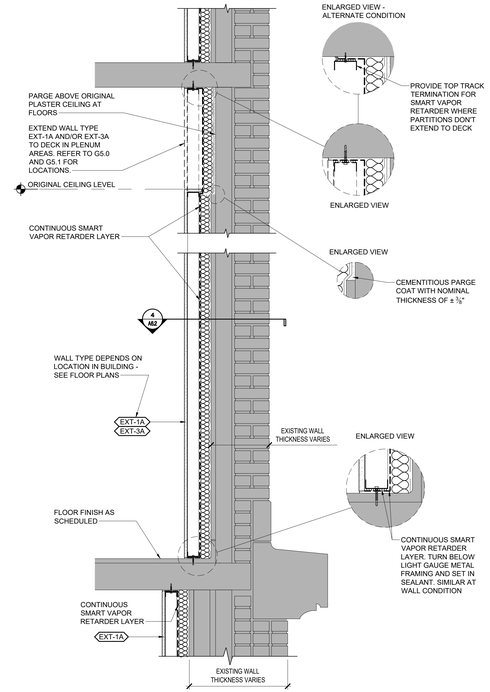

3 TYPICAL EXTERIOR FURRING WALL SECTION
1" = 1'-0"

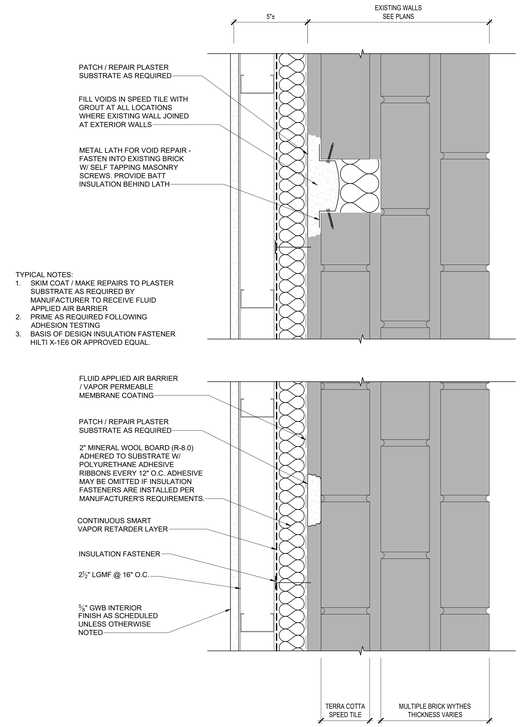

TYPICAL NOTES:
1. SKIM COAT / MAKE REPAIRS TO PLASTER SUBSTRATE AS REQUIRED BY MANUFACTURER TO RECEIVE FLUID APPLIED AIR BARRIER
2. PRIME AS REQUIRED FOLLOWING ADHESION TESTING
3. BASIS OF DESIGN INSULATION FASTENER HILTI X-1E6 OR APPROVED EQUAL.

4 TYPICAL EXTERIOR FURRING WALL DETAIL (WALL TYPE EXT-1A)
3" = 1'-0"

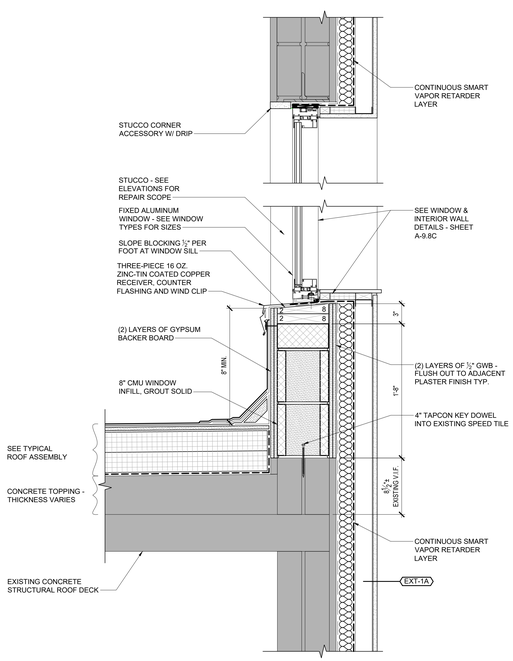

5 RAISED WINDOW SILL AT STUCCO WALL
1½" = 1'-0"

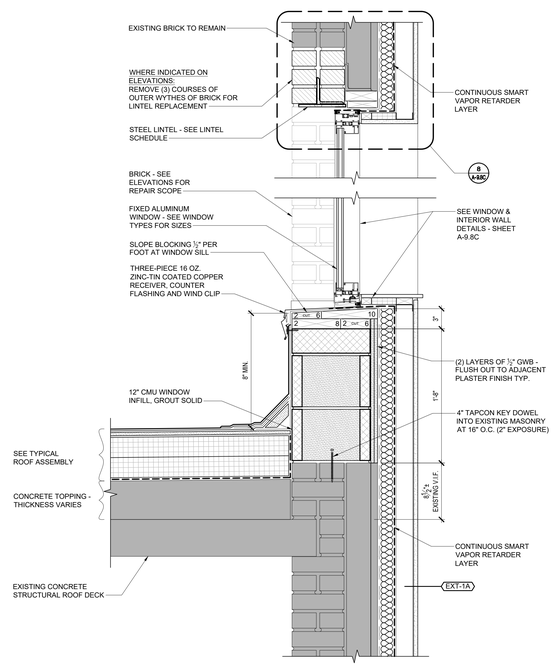

6 RAISED WINDOW SILL AT BRICK WALL
1½" = 1'-0"

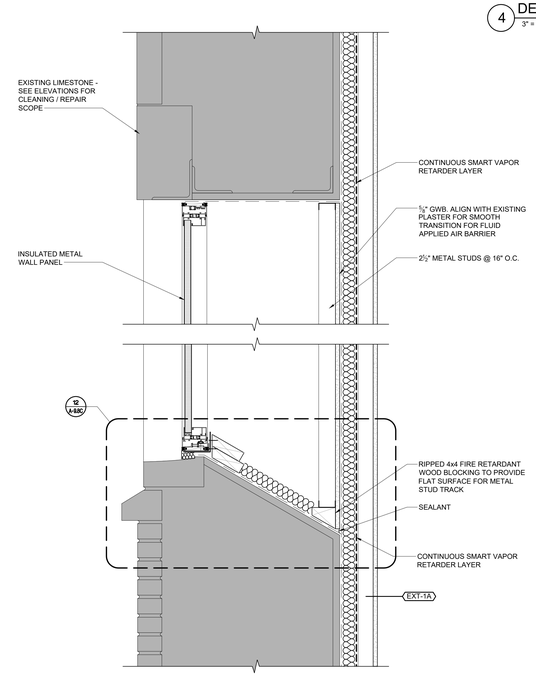

7 WINDOW WALL INFILL
1½" = 1'-0"

RENOVATE PLANT SCIENCE BUILDING - PHASE 2
SUCF Project No. 161026-00
236 Tower Road
Ithaca, NY 14853

Cornell CALS College of Agriculture and Life Sciences

SUNY State University Construction Fund

Ellenzweig Architecture | Planning	230 Congress Street Boston, MA 02110 T 617 491-5575
Ryan Biggs Clark Davis Structural Engineers	257 Ushers Road Clifton Park, NY 12065 T 518 406-5506
Salas O'Brien Consulting & Engineering Group of NY, Inc. Mechanical Engineers	300 Trolley Blvd. Rochester, NY 14606 T 585 288-5590
Jade Stone Engineering Electrical Engineers	444 Vanduzee St. Watertown, NY 13601 T 315 836 4062
Watson Engineering Plumbing	4500 State Route 434 Apalachin, NY 13732 T 607 223-4334
DM Engineers Fire Protection Engineers	1007 Yonkers Ave Yonkers, NY 10704 T 929 333-2339
Bell & Spina Building Envelope	215 Wyoming Street S Syracuse, NY 13204 T 315 488-0377
Environ. Design & Research Historic Preservation, Landscape, Civil Engineering	217 Montgomery St, Suite 1000 Syracuse, NY 13202 T 315 471-0688
Schuler Shook Lighting Design	240 W 40th Street, 2nd Floor New York, NY 10018 T 212 439-5650
D2D Green Design Sustainability PH2	10 Hallenbeck Hill East Greenbush, NY 12061 T 518 729-2967
Shen Milsom & Wilke Acoustics, IT, AV, Security	417 Fifth Avenue New York, NY 10016 T 212 725-6800
Watts Architects & Engineers Asbestos, Haz Mat	95 Perry Street, Suite 300 Buffalo, NY 14203 T 716 206-5122
Hastings Consulting Building Code	142 Hanlon Rd Holliston, MA 01746 T 508 397-8417
Ellana Cost Consulting	32 Broadway, Suite 801 New York, NY 10004 T 212 971-0936

Notes:

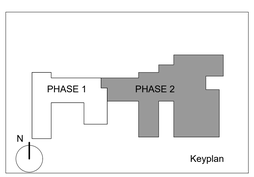

Job Number 31909.00
Drawing By TJG
Checked By DKA
Filename
Date August 31, 2026

Revisions

TYPICAL WALL DETAILS - PHASE 2

REGISTERED ARCHITECT DOUGLAS A. KARLIN 032619 STATE OF NEW YORK
REGISTRATION EXPIRES: 08/31/2028

BID DOCUMENTS
Scale: As indicated

A6.2

2024 Ellenzweig ©

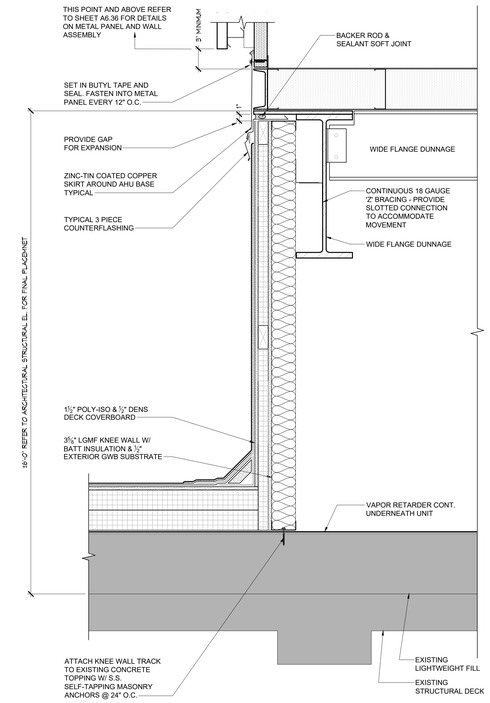

1 CURB DETAIL @ AHU

1½" = 1'-0"

RENOVATE PLANT SCIENCE BUILDING - PHASE 2

SUCF Project No. 161026-00

236 Tower Road
Ithaca, NY 14853

Cornell CALS College of Agriculture and Life Sciences

SUNY State University Construction Fund

Ellenzweig Architecture | Planning	230 Congress Street Boston, MA 02110 T 617 491-5575
Ryan Biggs Clark Davis Structural Engineers	257 Ushers Road Clifton Park, NY 12065 T 518 406-5506
Salas O'Brien Consulting & Engineering Group of NY, Inc. Mechanical Engineers	300 Trolley Blvd. Rochester, NY 14606 T 585 288-5590
Jade Stone Engineering Electrical Engineers	444 Vanduzee St. Watertown, NY 13601 T 315 836 4062
Watson Engineering Plumbing	4500 State Route 434 Apalachin, NY 13732 T 607 223-4334
DM Engineers Fire Protection Engineers	1007 Yonkers Ave Yonkers, NY 10704 T 929 333-2339
Bell & Spina Building Envelope	215 Wyoming Street S Syracuse, NY 13204 T 315 488-0377
Environ. Design & Research Historic Preservation, Landscape, Civil Engineering	217 Montgomery St, Suite 1000 Syracuse, NY 13202 T 315 471-0688
Schuler Shook Lighting Design	240 W 40th Street, 2nd Floor New York, NY 10018 T 212 439-5650
D2D Green Design Sustainability PH2	10 Hallenbeck Hill East Greenbush, NY 12061 T 518 729-2967
Shen Milsom & Wilke Acoustics, IT, AV, Security	417 Fifth Avenue New York, NY 10016 T 212 725-6800
Watts Architects & Engineers Asbestos, Haz Mat	95 Perry Street, Suite 300 Buffalo, NY 14203 T 716 206-5122
Hastings Consulting Building Code	142 Hanlon Rd Holliston, MA 01746 T 508 397-8417
Ellana Cost Consulting	32 Broadway, Suite 801 New York, NY 10004 T 212 971-0936

Notes:

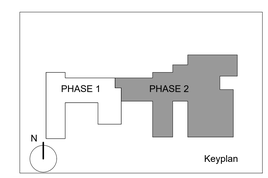

Keyplan

Job Number 31909.00
Drawing By TJG
Checked By DKA
Filename
Date August 31, 2026

Revisions

AIR HANDLING UNIT VESTIBULE DETAILS - PHASE 2

REGISTERED ARCHITECT DOUGLAS K. ARCHER 032469 STATE OF NEW YORK

REGISTRATION EXPIRES: 08/31/2028

BID DOCUMENTS
Scale: As indicated

A6.3

2024 Ellenzweig ©

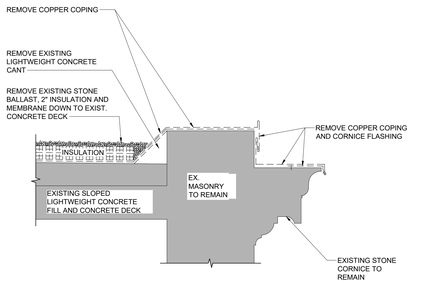

1 EDGE REMOVAL DETAIL
1½" = 1'-0"

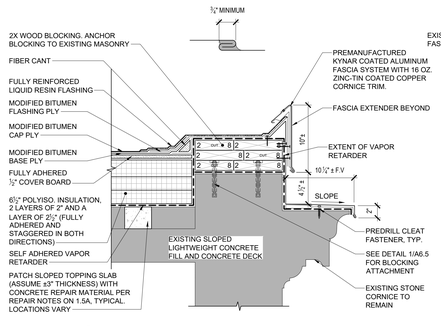

2 EDGE DETAIL
1½" = 1'-0"

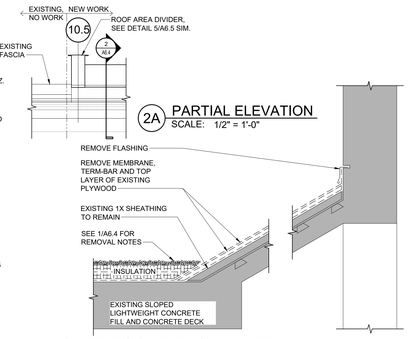

2A PARTIAL ELEVATION
SCALE: 1/2" = 1'-0"

3 SHED ROOF REMOVAL DETAIL
1½" = 1'-0"

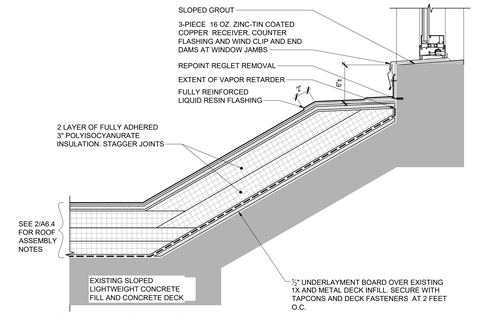

4 SHED ROOF DETAIL
1½" = 1'-0"

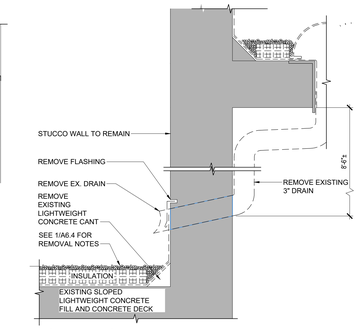

5 BASE REMOVAL DETAIL
1½" = 1'-0"

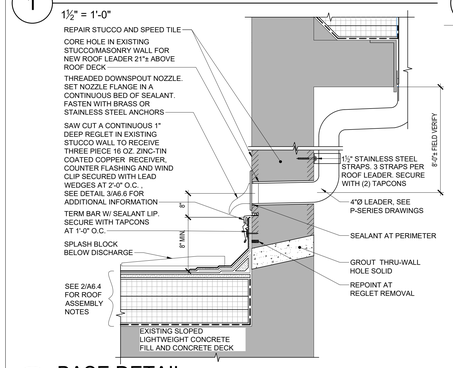

6 BASE DETAIL
1½" = 1'-0"

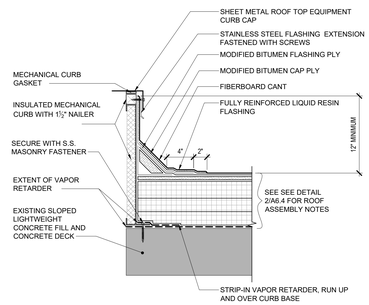

7 TYPICAL METAL CURB BASE FLASHING DET.
1½" = 1'-0"

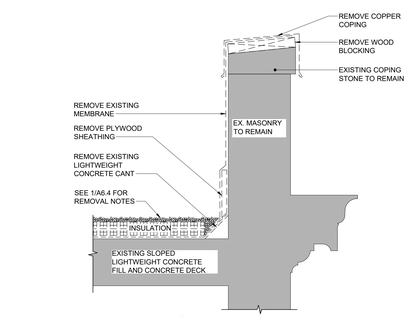

8 PARAPET REMOVAL DETAIL
1½" = 1'-0"

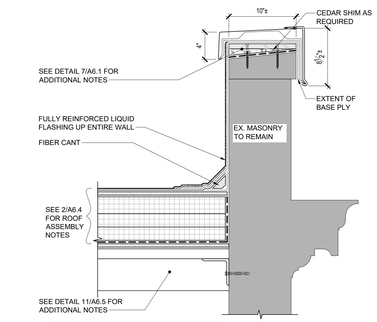

9 PARAPET DETAIL
1½" = 1'-0"

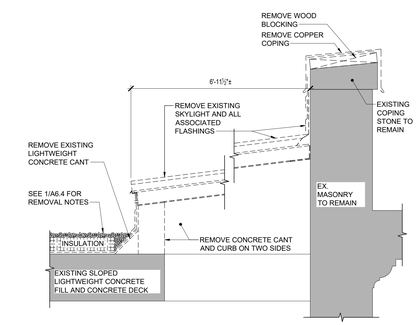

10 SKYLIGHT REMOVAL DETAIL
1½" = 1'-0"

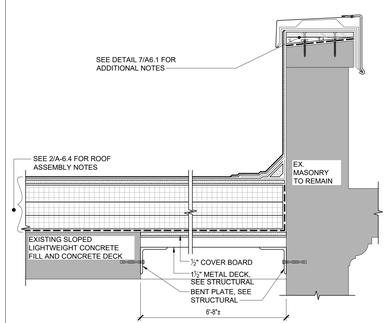

11 SKYLIGHT INFILL DETAIL
1½" = 1'-0"

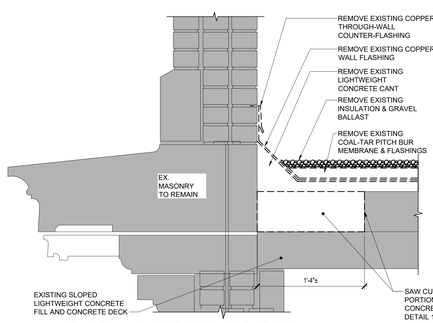

12 BASE REMOVAL DETAIL
1½" = 1'-0"

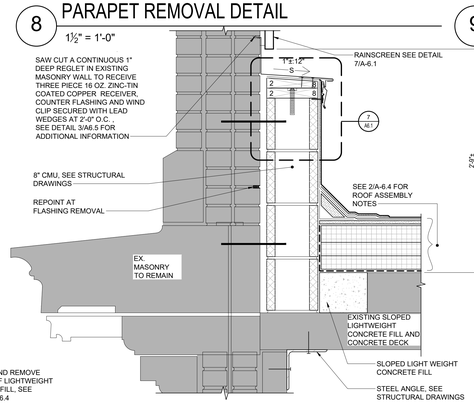

13 BASE DETAIL
1½" = 1'-0"

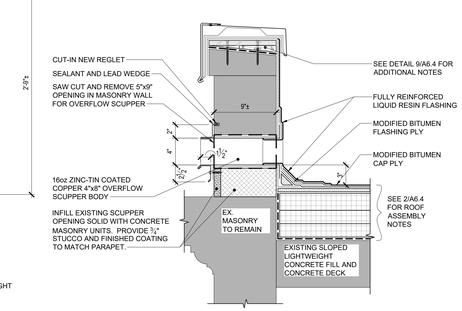

14 SCUPPER DETAIL
1½" = 1'-0"

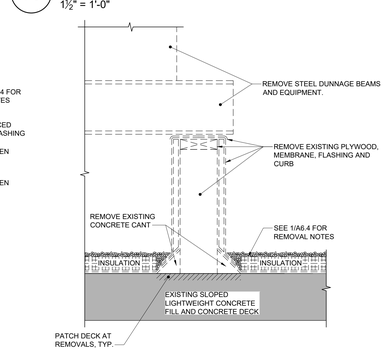

15 EQUIPMENT RAIL REMOVAL DETAIL
1½" = 1'-0"

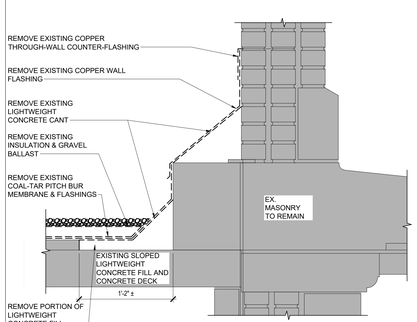

16 BASE REMOVAL DETAIL
1½" = 1'-0"

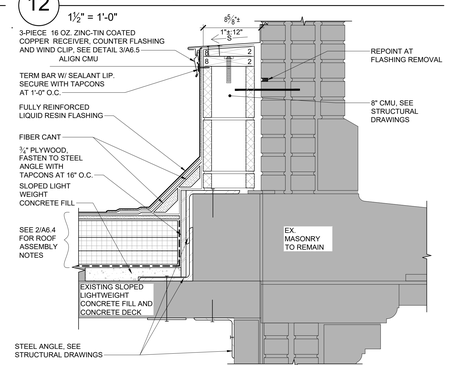

17 BASE DETAIL
1½" = 1'-0"

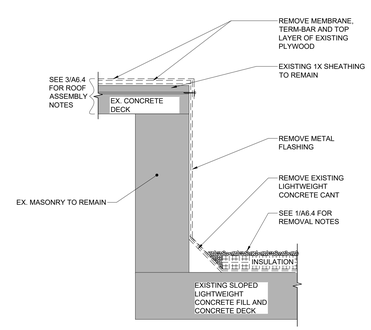

18 SHED ROOF END WALL REMOVAL DETAIL
1½" = 1'-0"

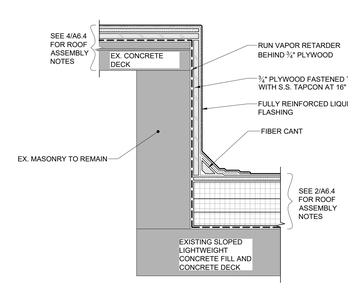

19 SHED ROOF END WALL DETAIL
1½" = 1'-0"

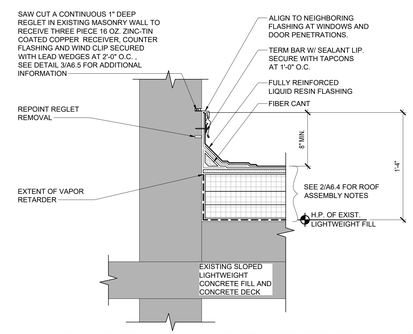

20 BASE FLASHING DET. AT PENTHOUSE
1½" = 1'-0"

RENOVATE PLANT SCIENCE BUILDING - PHASE 2
SUCF Project No. 161026-00
236 Tower Road
Ithaca, NY 14853

Cornell CALS College of Agriculture and Life Sciences
SUNY State University Construction Fund

Ellenzweig Architecture | Planning	230 Congress Street Boston, MA 02110 T 617 491-5575
Ryan Biggs Clark Davis Structural Engineers	257 Ushers Road Clifton Park, NY 12065 T 518 406-5506
Salas O'Brien Consulting & Engineering Group of NY, Inc. Mechanical Engineers	300 Trolley Blvd. Rochester, NY 14606 T 585 288-5590
Jade Stone Engineering Electrical Engineers	444 Vanduzee St. Watertown, NY 13601 T 315 836 4062
Watson Engineering Plumbing	4500 State Route 434 Apalachin, NY 13732 T 607 223-4334
DM Engineers Fire Protection Engineers	1007 Yonkers Ave Yonkers, NY 10704 T 929 333-2339
Bell & Spina Building Envelope	215 Wyoming Street S Syracuse, NY 13204 T 315 488-0377
Environ. Design & Research Historic Preservation, Landscape, Civil Engineering	217 Montgomery St, Suite 1000 Syracuse, NY 13202 T 315 471-0688
Schuler Shook Lighting Design	240 W 40th Street, 2nd Floor New York, NY 10018 T 212 439-5650
D2D Green Design Sustainability PH2	10 Hallenbeck Hill East Greenbush, NY 12061 T 518 729-2967
Shen Milsom & Wilke Acoustics, IT, AV, Security	417 Fifth Avenue New York, NY 10016 T 212 725-6800
Watts Architects & Engineers Asbestos, Haz Mat	95 Perry Street, Suite 300 Buffalo, NY 14203 T 716 206-5122
Hastings Consulting Building Code	142 Hanlon Rd Holliston, MA 01746 T 508 397-8417
Ellana Cost Consulting	32 Broadway, Suite 801 New York, NY 10004 T 212 971-0936

Notes:

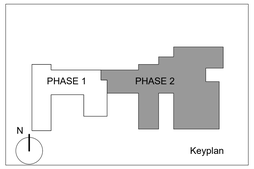

Job Number 31909.00
Drawing By TJG
Checked By DKA
Filename
Date August 31, 2026

Revisions

ROOF DETAILS - PHASE 2

REGISTERED ARCHITECT DOUGLAS K. ARMA 032659 STATE OF NEW YORK
REGISTRATION EXPIRES: 08/31/2028

BID DOCUMENTS
Scale: As indicated

A6.4

2024 Ellenzweig ©

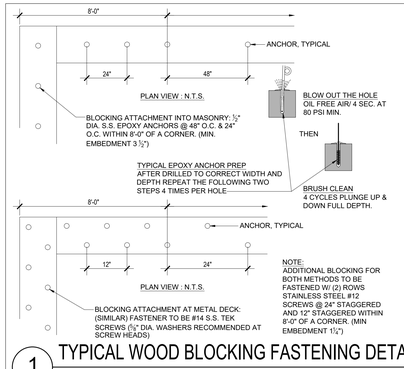

1 TYPICAL WOOD BLOCKING FASTENING DETAIL

1½" = 1'-0"

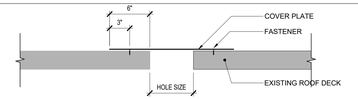

TYPICAL NOTES:

1. COVER HOLES IN DECK SMALLER THAN 12" X 12" WITH 18 GA. GALVANIZED STEEL PLATE.

2. REFER TO THE STRUCTURAL DRAWINGS WHEN INFILLING ROOF DECK OPENINGS LARGER THAN 12"x12".

FASTENER SCHEDULE

DECK TYPE	18 GA. GALV. STEEL PLATE			⅜" GALV. STEEL PLATE			¼" GALV. STEEL PLATE		
	QTTY	SIZE	TYPE	QTTY	SIZE	TYPE	QTTY	SIZE	TYPE
CONC.	4	¼" DIA.	EXPAN.	8	5/16" DIA.	EXPAN.	16	⅜" DIA.	EXPAN.

2 TYPICAL DECK COVER PLATE DETAIL

1½" = 1'-0"

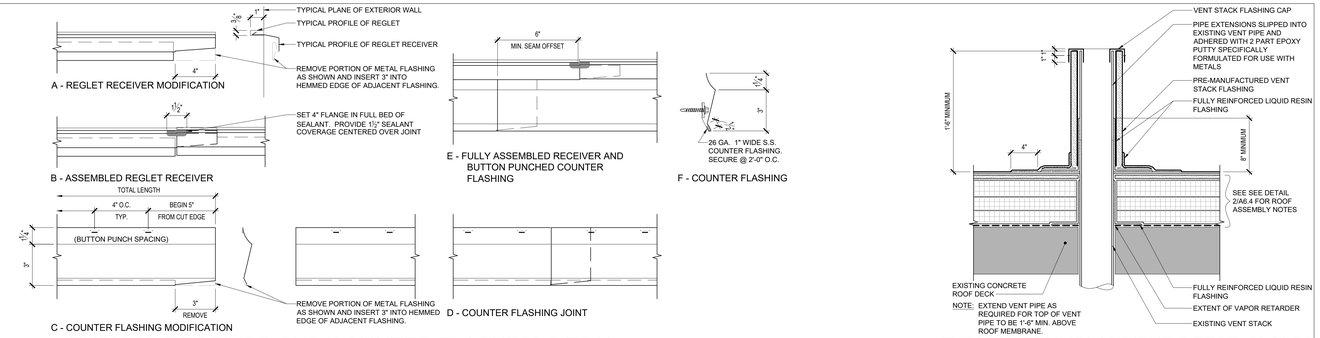

3 TYPICAL RECEIVER AND COUNTER FLASHING DETAIL

1½" = 1'-0"

4 TYPICAL PLUMBING VENT DETAIL (COLD)

1½" = 1'-0"

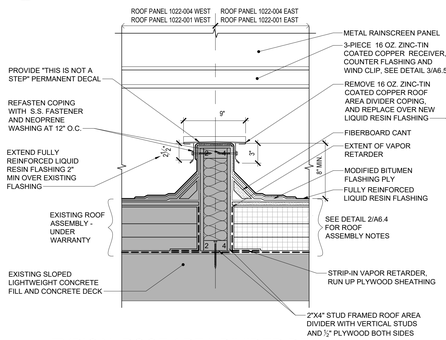

5 TYPICAL ROOF AREA DIVIDER DETAIL

1½" = 1'-0"



6 ROOF PANEL 1022-004 DIVIDER DETAIL - NORTH

1½" = 1'-0"

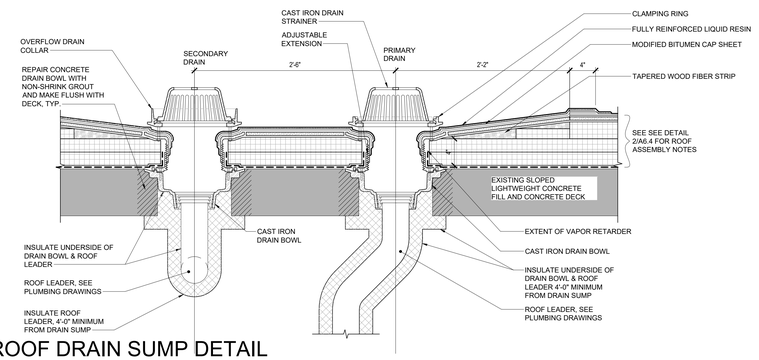

7 ROOF DRAIN SUMP DETAIL

1½" = 1'-0"

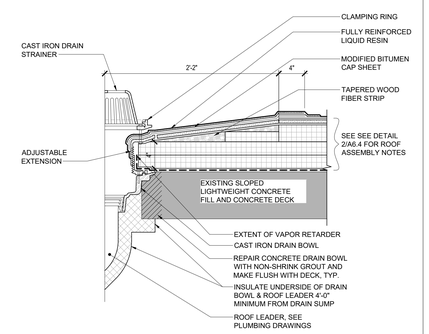

8 ROOF DRAIN SUMP DETAIL

1½" = 1'-0"

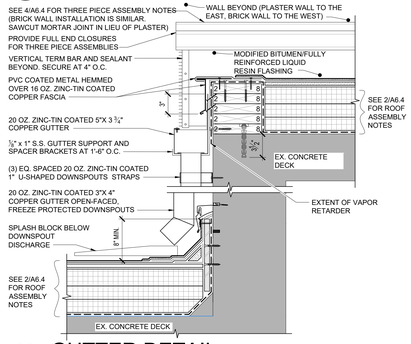

9 GUTTER DETAIL

1½" = 1'-0"

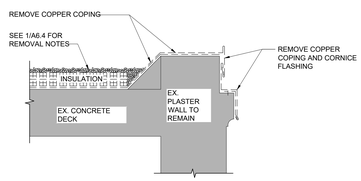

10 EDGE REMOVAL DETAIL

1½" = 1'-0"

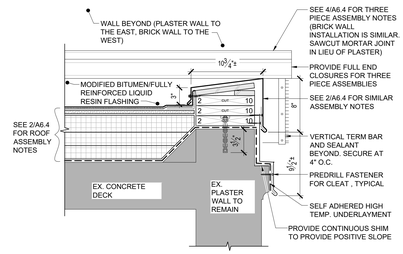

11 EDGE DETAIL

1½" = 1'-0"

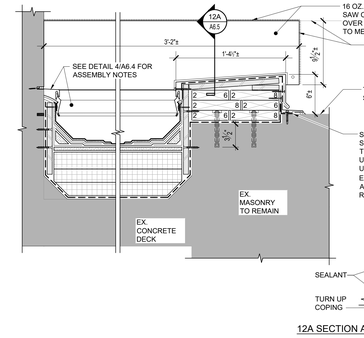

12 EDGE DETAIL (WEST)

1½" = 1'-0"

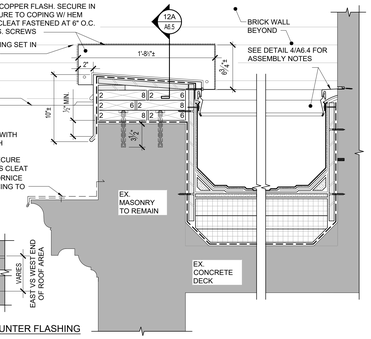

13 EDGE DETAIL (EAST)

1½" = 1'-0"

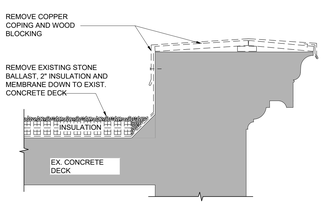

14 PARAPET REMOVAL DETAIL

1½" = 1'-0"

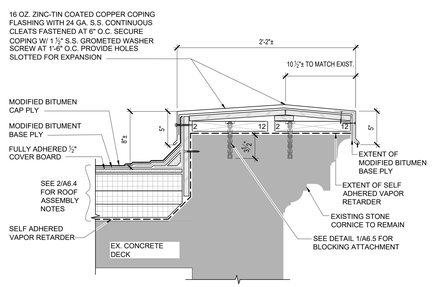

15 PARAPET DETAIL

1½" = 1'-0"

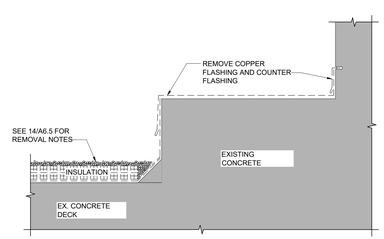

16 ROOF TO BRICK REMOVAL DETAIL

1½" = 1'-0"

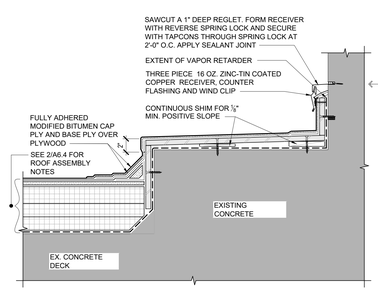

17 ROOF TO BRICK DETAIL

1½" = 1'-0"

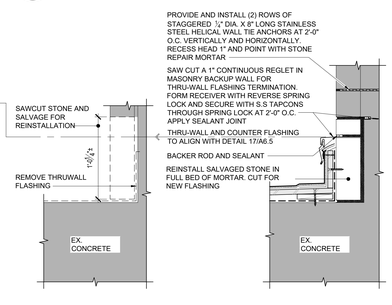

18 ROOF TO STONE DETAIL

1½" = 1'-0"

RENOVATE PLANT SCIENCE BUILDING - PHASE 2

SUCF Project No. 161026-00

236 Tower Road
Ithaca, NY 14853

Cornell CALS College of Agriculture and Life Sciences

SUNY State University Construction Fund

Ellenzweig Architecture | Planning	230 Congress Street Boston, MA 02110 T 617 491-5575
Ryan Biggs Clark Davis Structural Engineers	257 Ushers Road Clifton Park, NY 12065 T 518 406-5506
Salas O'Brien Consulting & Engineering Group of NY, Inc. Mechanical Engineers	300 Trolley Blvd. Rochester, NY 14606 T 585 288-5590
Jade Stone Engineering Electrical Engineers	444 Vanduzee St. Watertown, NY 13601 T 315 836 4062
Watson Engineering Plumbing	4500 State Route 434 Apalachin, NY 13732 T 607 223-4334
DM Engineers Fire Protection Engineers	1007 Yonkers Ave Yonkers, NY 10704 T 929 333-2339
Bell & Spina Building Envelope	215 Wyoming Street S Syracuse, NY 13204 T 315 488-0377
Environ. Design & Research Historic Preservation, Landscape, Civil Engineering	217 Montgomery St, Suite 1000 Syracuse, NY 13202 T 315 471-0688
Schuler Shook Lighting Design	240 W 40th Street, 2nd Floor New York, NY 10018 T 212 439-5650
D2D Green Design Sustainability PH2	10 Hallenbeck Hill East Greenbush, NY 12061 T 518 729-2967
Shen Milsom & Wilke Acoustics, IT, AV, Security	417 Fifth Avenue New York, NY 10016 T 212 725-6800
Watts Architects & Engineers Asbestos, Haz Mat	95 Perry Street, Suite 300 Buffalo, NY 14203 T 716 206-5122
Hastings Consulting Building Code	142 Hanlon Rd Holliston, MA 01746 T 508 397-8417
Ellana Cost Consulting	32 Broadway, Suite 801 New York, NY 10004 T 212 971-0936

Notes:

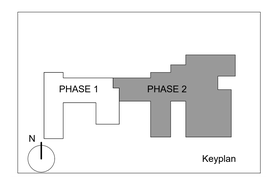

Job Number	31909.00
Drawing By	TJG
Checked By	DKA
Filename	
Date	August 31, 2026

Revisions

ROOF DETAILS - PHASE 2

REGISTERED ARCHITECT DOUGLAS K. ARCHER 032649 STATE OF NEW YORK

REGISTRATION EXPIRES: 08/31/2028

BID DOCUMENTS
Scale: As indicated

A6.5

2024 Ellenzweig ©

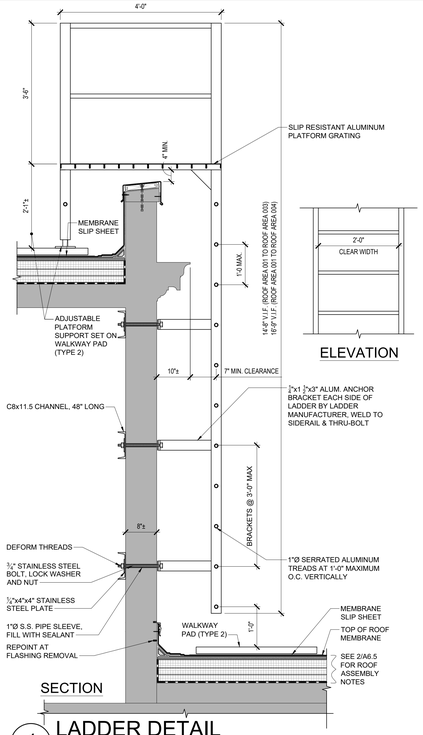

1 LADDER DETAIL

¾" = 1'-0"

NOTE: PROVIDE DELEGATED DESIGN FOR ALL ROOF-MOUNTED FRAMES AND SUPPORTS.

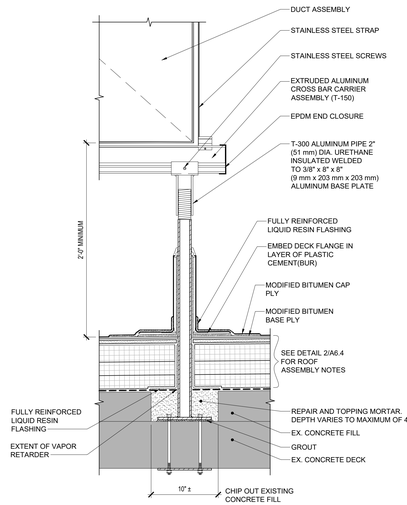

2 DUCT SUPPORT DETAIL

1½" = 1'-0"

REMOVE ENTIRE STAIR ASSEMBLY DURING MASONRY AND STONE WORK. REPLACE WITH NEW ASSEMBLY - SEE DETAILS 4, 5, & 6/A6.6.

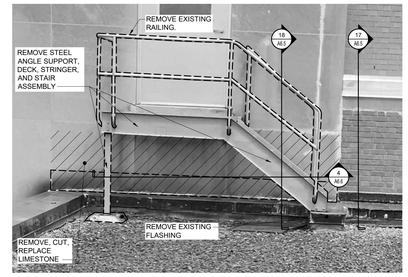

3 STAIR ASSEMBLY REMOVAL DETAIL

1½" = 1'-0"

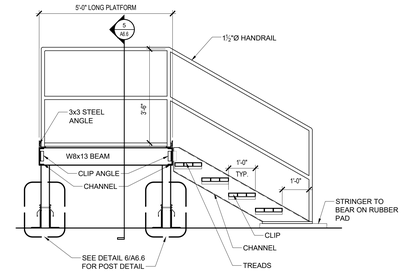

4 STAIR ASSEMBLY: EAST/WEST SECTION

½" = 1'-0"

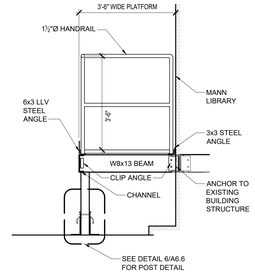

5 STAIR ASSEMBLY: NORTH/SOUTH SECTION

½" = 1'-0"

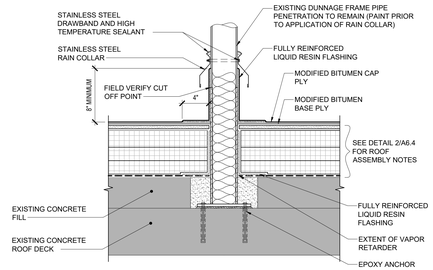

6 STAIR SUPPORT POST DETAIL

1½" = 1'-0"

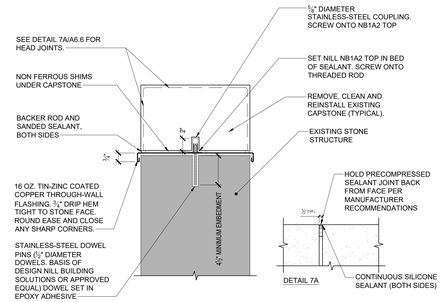

7 RESETTING STONE RAILING CAP DETAIL

1½" = 1'-0"

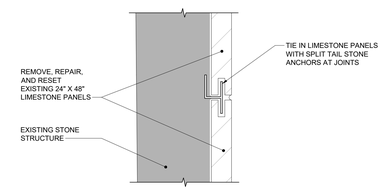

8 LIMESTONE REPAIR DETAIL

1½" = 1'-0"



9 TERRACE PIER CAP DETAIL

1½" = 1'-0"

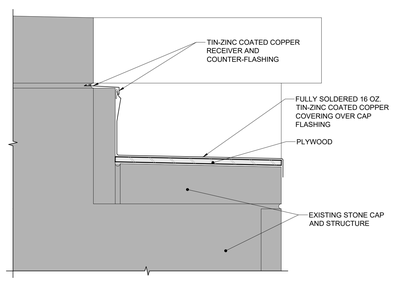

10 PIER CAP: EAST/WEST SECTION

1½" = 1'-0"

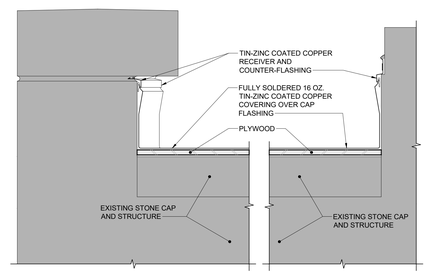

11 PIER CAP: NORTH/SOUTH SECTION

1½" = 1'-0"

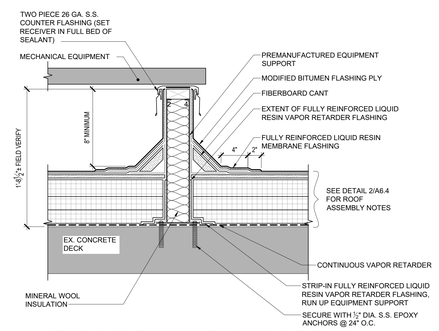

12 TYPICAL EQUIPMENT RAIL DETAIL

1½" = 1'-0"

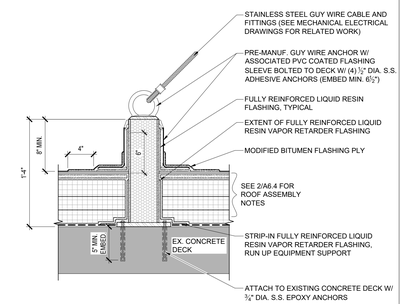

13 TYPICAL GUY WIRE ANCHOR DETAIL

1½" = 1'-0"

RENOVATE PLANT SCIENCE BUILDING - PHASE 2

SUCF Project No. 161026-00

236 Tower Road
Ithaca, NY 14853

Cornell CALS College of Agriculture and Life Sciences

SUNY State University Construction Fund

Ellenzweig Architecture | Planning	230 Congress Street Boston, MA 02110 T 617 491-5575
Ryan Biggs Clark Davis Structural Engineers	257 Ushers Road Clifton Park, NY 12065 T 518 406-5506
Salas O'Brien Consulting & Engineering Group of NY, Inc. Mechanical Engineers	300 Trolley Blvd. Rochester, NY 14606 T 585 288-5590
Jade Stone Engineering Electrical Engineers	444 Vanduzee St. Watertown, NY 13601 T 315 836 4062
Watson Engineering Plumbing	4500 State Route 434 Apalachin, NY 13732 T 607 223-4334
DM Engineers Fire Protection Engineers	1007 Yonkers Ave Yonkers, NY 10704 T 929 333-2339
Bell & Spina Building Envelope	215 Wyoming Street S Syracuse, NY 13204 T 315 488-0377
Environ. Design & Research Historic Preservation, Landscape, Civil Engineering	217 Montgomery St, Suite 1000 Syracuse, NY 13202 T 315 471-0688
Schuler Shook Lighting Design	240 W 40th Street, 2nd Floor New York, NY 10018 T 212 439-5650
D2D Green Design Sustainability PH2	10 Hallenbeck Hill East Greenbush, NY 12061 T 518 729-2967
Shen Milsom & Wilke Acoustics, IT, AV, Security	417 Fifth Avenue New York, NY 10016 T 212 725-6800
Watts Architects & Engineers Asbestos, Haz Mat	95 Perry Street, Suite 300 Buffalo, NY 14203 T 716 206-5122
Hastings Consulting Building Code	142 Hanlon Rd Holliston, MA 01746 T 508 397-8417
Ellana Cost Consulting	32 Broadway, Suite 801 New York, NY 10004 T 212 971-0936

Notes:

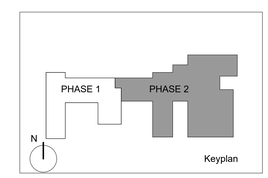

Job Number 31909.00
Drawing By TJG
Checked By DKA
Filename
Date August 31, 2026

Revisions

ROOF DETAILS - PHASE 2

REGISTERED ARCHITECT DOUGLAS K. ARCH 032649 STATE OF NEW YORK

REGISTRATION EXPIRES: 08/31/2028

BID DOCUMENTS
Scale: As indicated

A6.6

2024 Ellenzweig ©

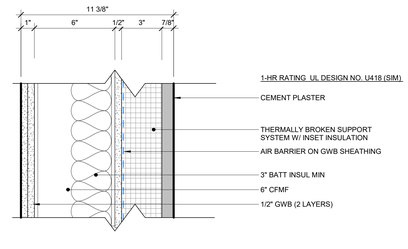

7 EXTERIOR WALL - S04
3" = 1'-0"

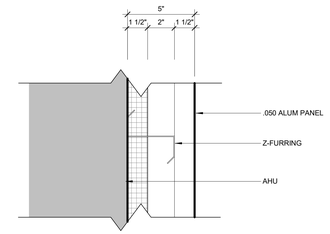

3 EXTERIOR WALL - ACM03
3" = 1'-0"

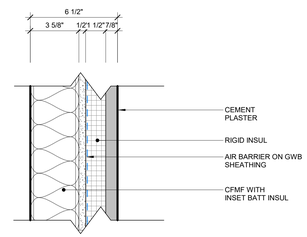

6 EXTERIOR WALL - S03
3" = 1'-0"

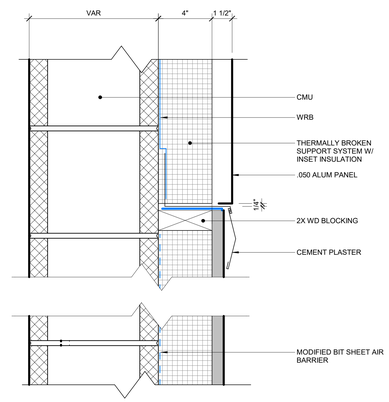

2 EXTERIOR WALL - ACM02
3" = 1'-0"

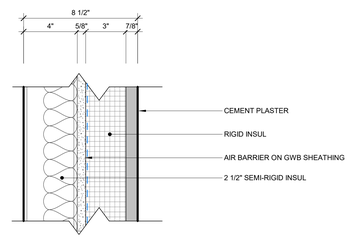

5 EXTERIOR WALL - S02
3" = 1'-0"

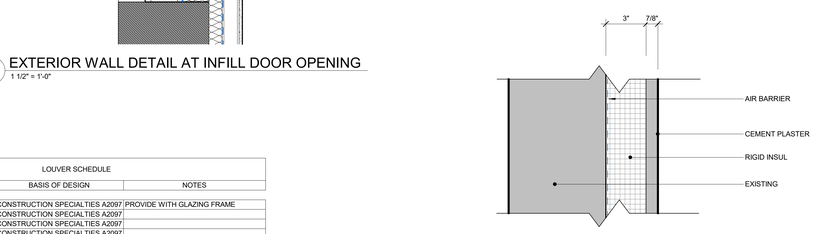

4 EXTERIOR WALL - S01
3" = 1'-0"

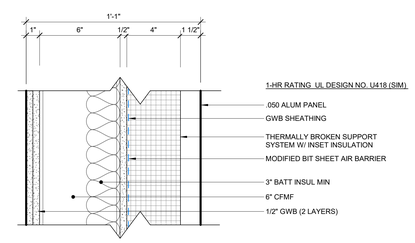

1 EXTERIOR WALL - ACM01
3" = 1'-0"

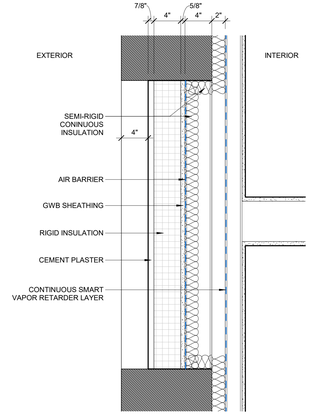

8 EXTERIOR WALL DETAIL AT INFILL DOOR OPENING
1 1/2" = 1'-0"

LOUVER SCHEDULE			
MARK	DIMENSIONS	BASIS OF DESIGN	NOTES
L1	48"x12"	CONSTRUCTION SPECIALTIES A2097	PROVIDE WITH GLAZING FRAME
L2	58"x42"	CONSTRUCTION SPECIALTIES A2097	
L3	48"x72"	CONSTRUCTION SPECIALTIES A2097	
L4	48"x72"	CONSTRUCTION SPECIALTIES A2097	
L5	42"x36"	CONSTRUCTION SPECIALTIES A2097	PROVIDE WITH GLAZING FRAME
L6	36"x12"	CONSTRUCTION SPECIALTIES A2097	
L7	24"x24"	CONSTRUCTION SPECIALTIES A2097	

RENOVATE PLANT SCIENCE BUILDING - PHASE 2
SUCF Project No. 161026-00

236 Tower Road
Ithaca, NY 14853

Cornell CALS College of Agriculture and Life Sciences

SUNY State University Construction Fund

Ellenzweig Architecture | Planning	230 Congress Street Boston, MA 02110 T 617 491-5575
Ryan Biggs Clark Davis Structural Engineers	257 Ushers Road Clifton Park, NY 12065 T 518 406-5506
Salas O'Brien Consulting & Engineering Group of NY, Inc. Mechanical Engineers	300 Trolley Blvd. Rochester, NY 14606 T 585 288-5590
Jade Stone Engineering Electrical Engineers	444 Vanduzee St. Watertown, NY 13601 T 315 836 4062
Watson Engineering Plumbing	4500 State Route 434 Apalachin, NY 13732 T 607 223-4334
DM Engineers Fire Protection Engineers	1007 Yonkers Ave Yonkers, NY 10704 T 929 333-2339
Bell & Spina Building Envelope	215 Wyoming Street S Syracuse, NY 13204 T 315 488-0377
Environ. Design & Research Historic Preservation, Landscape, Civil Engineering	217 Montgomery St, Suite 1000 Syracuse, NY 13202 T 315 471-0688
Schuler Shook Lighting Design	240 W 40th Street, 2nd Floor New York, NY 10018 T 212 439-5650
D2D Green Design Sustainability PH2	10 Hallenbeck Hill East Greenbush, NY 12061 T 518 729-2967
Shen Milsom & Wilke Acoustics, IT, AV, Security	417 Fifth Avenue New York, NY 10016 T 212 725-6800
Watts Architects & Engineers Asbestos, Haz Mat	95 Perry Street, Suite 300 Buffalo, NY 14203 T 716 206-5122
Hastings Consulting Building Code	142 Hanlon Rd Holliston, MA 01746 T 508 397-8417
Ellana Cost Consulting	32 Broadway, Suite 801 New York, NY 10004 T 212971-0936

Notes:

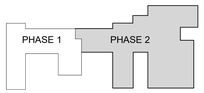

Keyplan

Job Number	31909.00
Drawing By	TM
Checked By	Checker
Filename	
Date	August 31, 2026

Revisions

NEW EXTERIOR WALL TYPES AND LOUVER SCHEDULE

REGISTERED ARCHITECT JAMES VINCENT RUSSO 022901-1 STATE OF NEW YORK

BID DOCUMENTS
Scale: As indicated

A6.21

2024 Ellenzweig ©

10/8/2026 8:37:48 PM
Autodesk Docs://31909 SUCF Cornell Plant Science/31909_Cornell PSB_Arch_R23.rvt

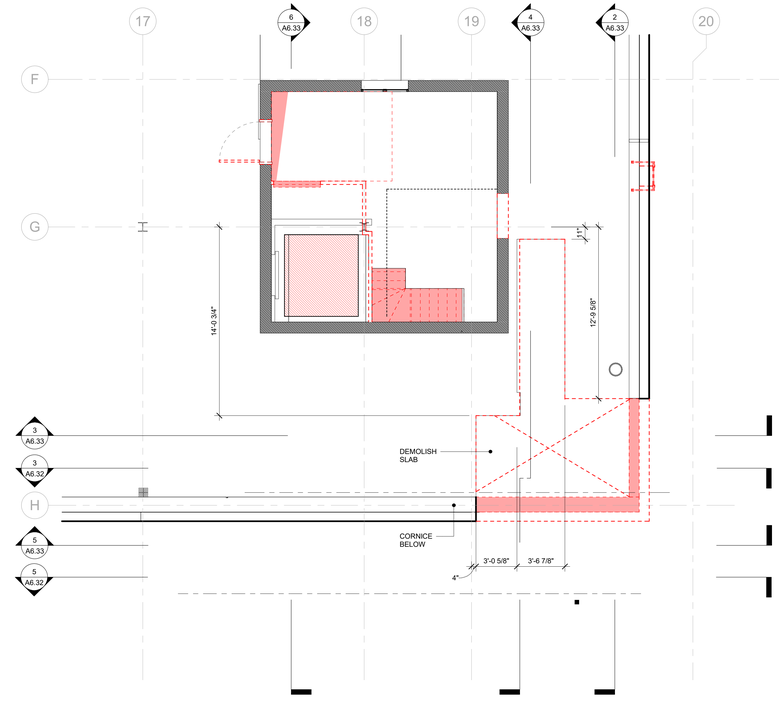

2 HEADHOUSE WEST - PENTHOUSE DEMOLITION PLAN
1/4" = 1'-0"

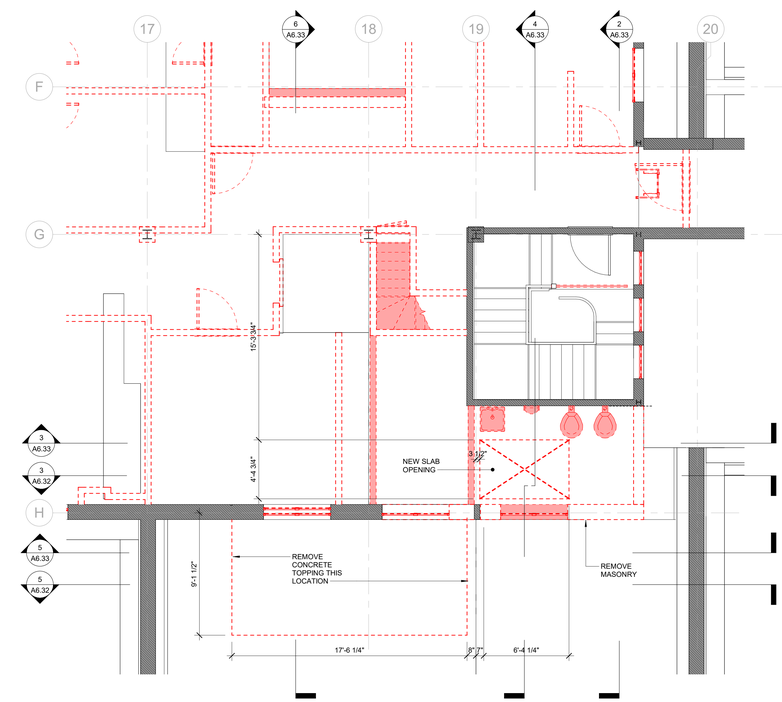

1 HEADHOUSE WEST - FOURTH FLOOR DEMOLITION PLAN
1/4" = 1'-0"

RENOVATE PLANT SCIENCE BUILDING - PHASE 2

SUCF Project No. 161026-00

236 Tower Road
Ithaca, NY 14853

Cornell CALS College of Agriculture and Life Sciences

SUNY State University Construction Fund

Ellenzweig Architecture | Planning	230 Congress Street Boston, MA 02110 T 617 491-5575
Ryan Biggs Clark Davis Structural Engineers	257 Ushers Road Clifton Park, NY 12065 T 518 406-5506
Salas O'Brien Consulting & Engineering Group of NY, Inc. Mechanical Engineers	300 Trolley Blvd. Rochester, NY 14606 T 585 288-5590
Jade Stone Engineering Electrical Engineers	444 Vanduzee St. Watertown, NY 13601 T 315 836 4062
Watson Engineering Plumbing	4500 State Route 434 Apalachin, NY 13732 T 607 223-4334
DM Engineers Fire Protection Engineers	1007 Yonkers Ave Yonkers, NY 10704 T 929 333-2339
Bell & Spina Building Envelope	215 Wyoming Street S Syracuse, NY 13204 T 315 488-0377
Environ. Design & Research Historic Preservation, Landscape, Civil Engineering	217 Montgomery St, Suite 1000 Syracuse, NY 13202 T 315 471-0688
Schuler Shook Lighting Design	240 W 40th Street, 2nd Floor New York, NY 10018 T 212 439-5650
D2D Green Design Sustainability PH2	10 Hallenbeck Hill East Greenbush, NY 12061 T 518 729-2967
Shen Milsom & Wilke Acoustics, IT, AV, Security	417 Fifth Avenue New York, NY 10016 T 212 725-6800
Watts Architects & Engineers Asbestos, Haz Mat	95 Perry Street, Suite 300 Buffalo, NY 14203 T 716 206-5122
Hastings Consulting Building Code	142 Hanlon Rd Holliston, MA 01746 T 508 397-8417
Ellana Cost Consulting	32 Broadway, Suite 801 New York, NY 10004 T 212971-0936

Notes:

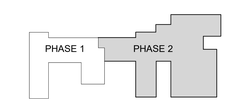

Keyplan

Job Number	31909.00
Drawing By	TM
Checked By	Checker
Filename	
Date	August 31, 2026

Revisions

HEADHOUSE WEST - DEMOLITION PLANS

REGISTERED ARCHITECT VINCENT ROSSI 022901 STATE OF NEW YORK

BID DOCUMENTS
Scale: 1/4" = 1'-0"

A6.30

2024 Ellenzweig ©

Autodesk Docs://31909 SUCF Cornell Plant Sciences/31909_Cornell PSB_Arch_R23.rvt 10/8/2026 6:37:55 PM

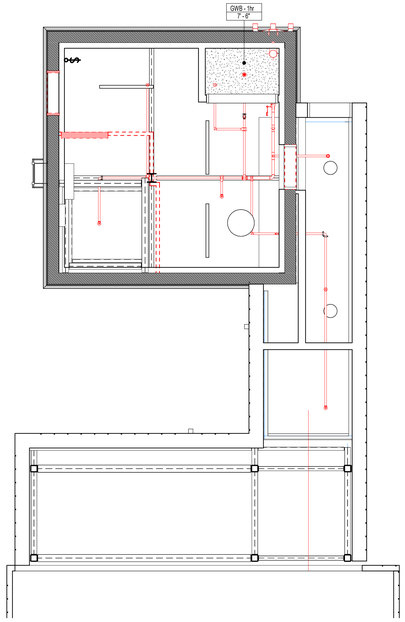

4 WEST HEADHOUSE - REFLECTED CEILING PLAN
1/4" = 1'-0"

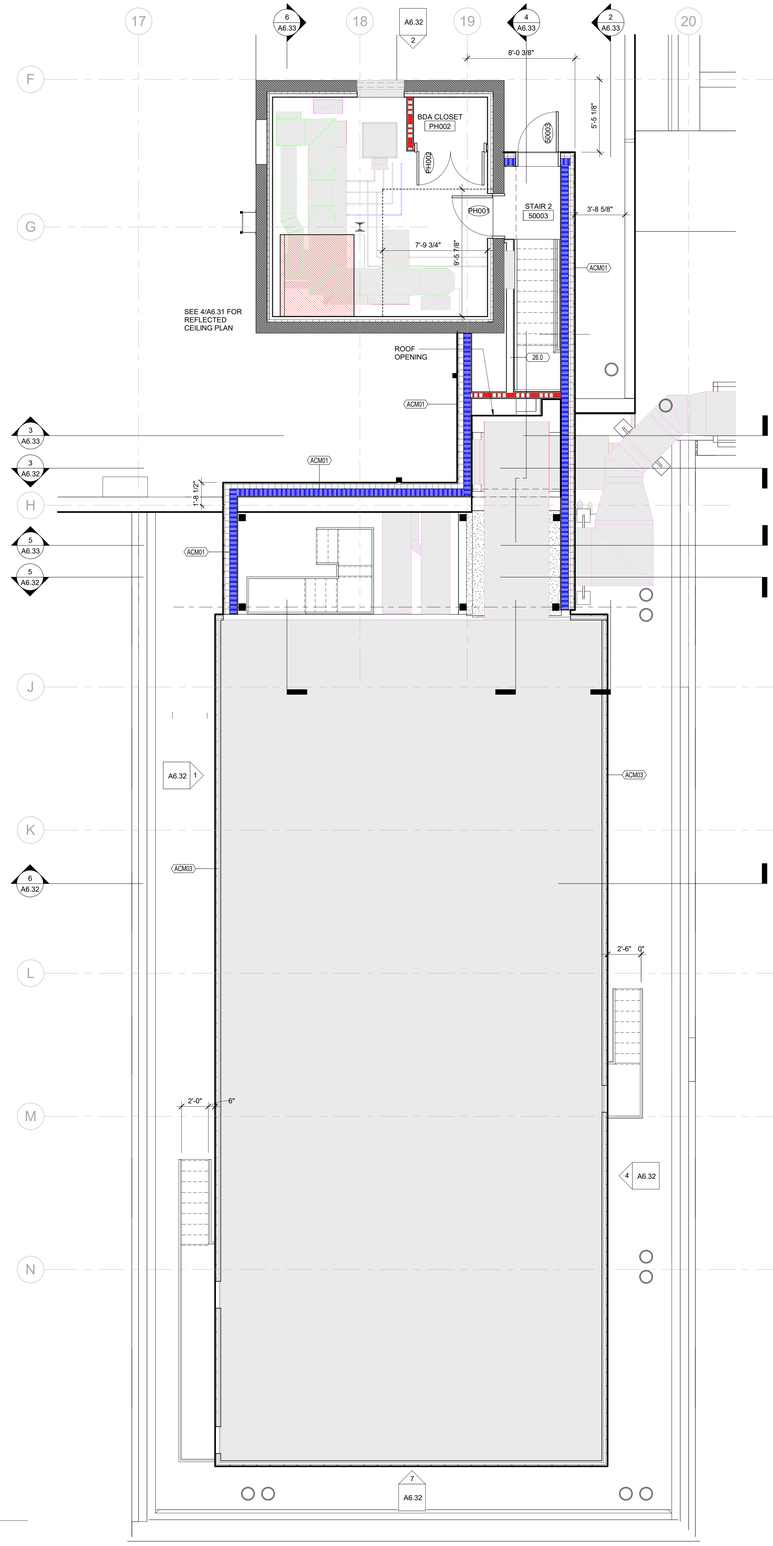

2 HEADHOUSE WEST - PENTHOUSE
1/4" = 1'-0"

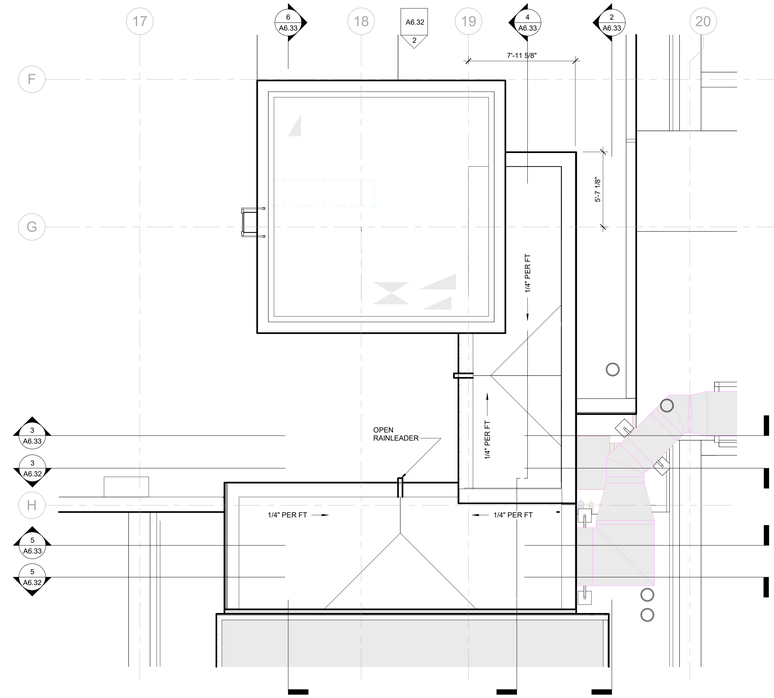

3 HEADHOUSE WEST - ROOF
1/4" = 1'-0"

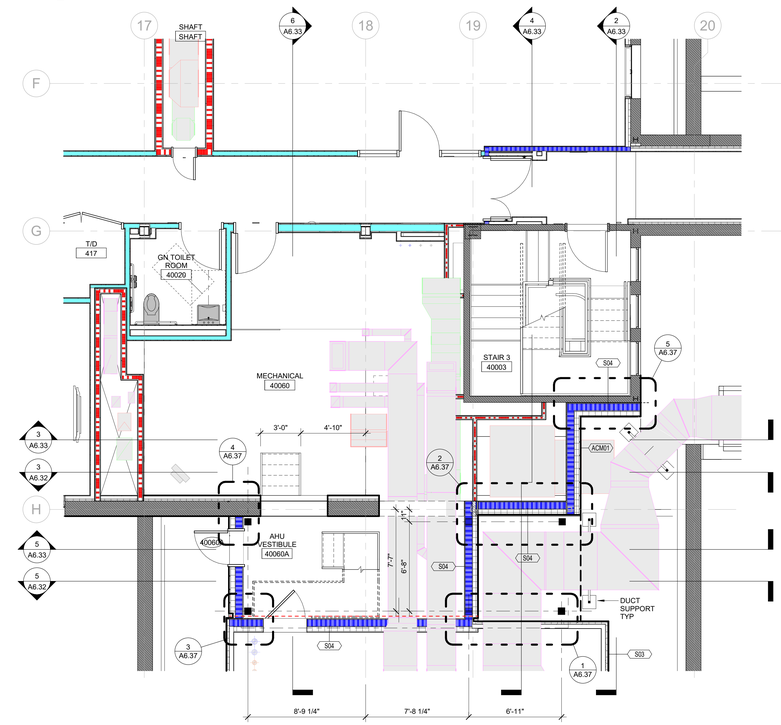

1 HEADHOUSE WEST - FOURTH FLOOR PLAN
1/4" = 1'-0"

RENOVATE PLANT SCIENCE BUILDING - PHASE 2

SUCF Project No. 161026-00

236 Tower Road
Ithaca, NY 14853

Cornell CALS College of Agriculture and Life Sciences

SUNY State University Construction Fund

Ellenzweig Architecture | Planning	230 Congress Street Boston, MA 02110 T 617 491-5575
Ryan Biggs Clark Davis Structural Engineers	257 Ushers Road Clifton Park, NY 12065 T 518 406-5506
Salas O'Brien Consulting & Engineering Group of NY, Inc. Mechanical Engineers	300 Trolley Blvd. Rochester, NY 14606 T 585 288-5590
Jade Stone Engineering Electrical Engineers	444 Vanduzee St. Watertown, NY 13601 T 315 836 4062
Watson Engineering Plumbing	4500 State Route 434 Apalachin, NY 13732 T 607 223-4334
DM Engineers Fire Protection Engineers	1007 Yonkers Ave Yonkers, NY 10704 T 929 333-2339
Bell & Spina Building Envelope	215 Wyoming Street S Syracuse, NY 13204 T 315 488-0377
Environ. Design & Research Historic Preservation, Landscape, Civil Engineering	217 Montgomery St, Suite 1000 Syracuse, NY 13202 T 315 471-0688
Schuler Shook Lighting Design	240 W 40th Street, 2nd Floor New York, NY 10018 T 212 439-5650
D2D Green Design Sustainability PH2	10 Hallenbeck Hill East Greenbush, NY 12061 T 518 729-2967
Shen Milsom & Wilke Acoustics, IT, AV, Security	417 Fifth Avenue New York, NY 10016 T 212 725-6800
Watts Architects & Engineers Asbestos, Haz Mat	95 Perry Street, Suite 300 Buffalo, NY 14203 T 716 206-5122
Hastings Consulting Building Code	142 Hanlon Rd Holliston, MA 01746 T 508 397-8417
Ellana Cost Consulting	32 Broadway, Suite 801 New York, NY 10004 T 212971-0936

Notes:

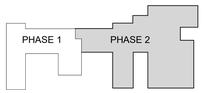

Keyplan

Job Number 31909.00
Drawing By TM
Checked By Checker
Filename
Date August 31, 2026

Revisions

HEADHOUSE WEST - ENLARGED PLANS

REGISTERED ARCHITECT ROBERT J. BIGGS 022991-1 STATE OF NEW YORK

BID DOCUMENTS
Scale: 1/4" = 1'-0"

A6.31

2024 Ellenzweig ©

Autodesk Docs://31909 SUCF Cornell Plant Science/31909_Cornell PSB_Arch_R23.rvt
10/8/2026 6:38:10 PM

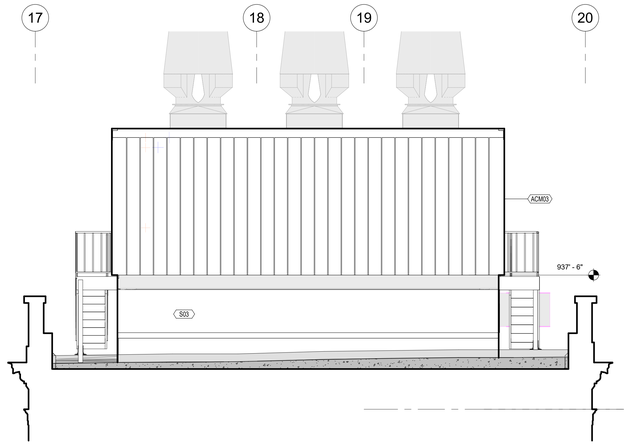

7 AHU - SOUTH ELEVATION
1/4" = 1'-0"

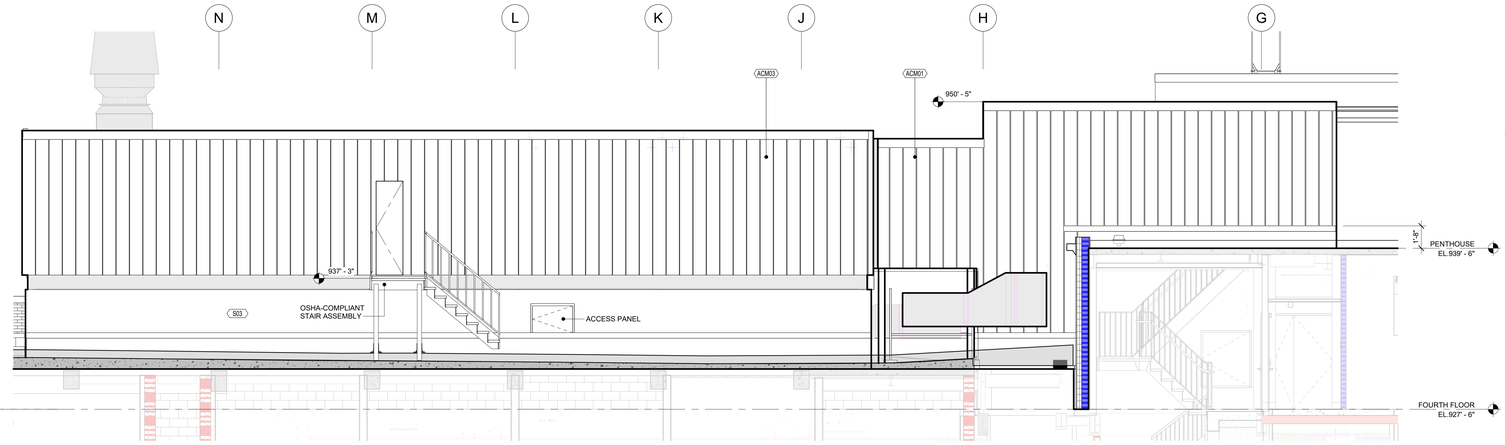

4 AHU - EAST ELEVATION
1/4" = 1'-0"

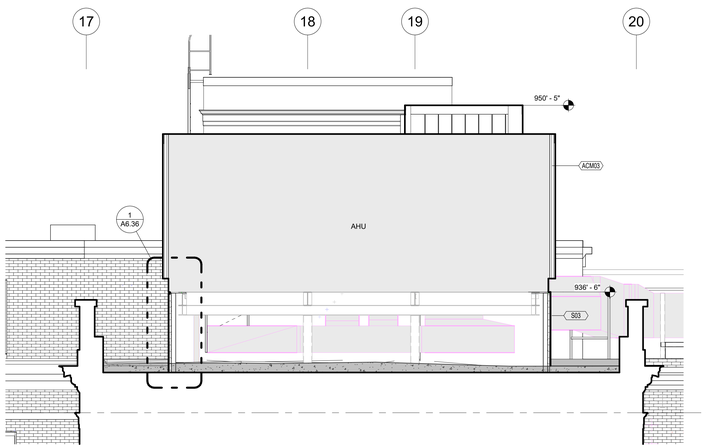

6 AHU - CROSS SECTION
1/4" = 1'-0"

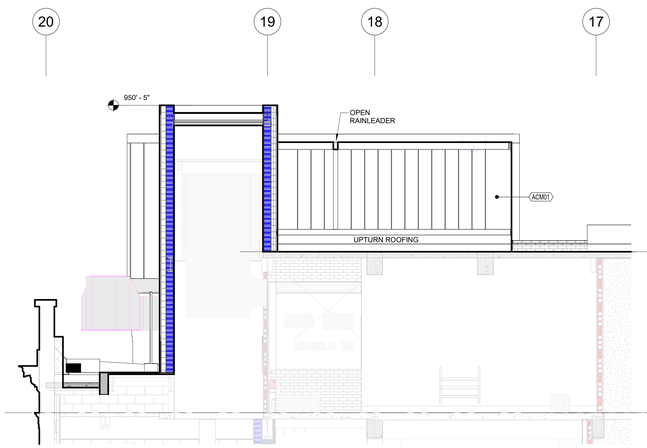

3 HEADHOUSE WEST - NORTH ELEVATION AT VESTIBULE
1/4" = 1'-0"

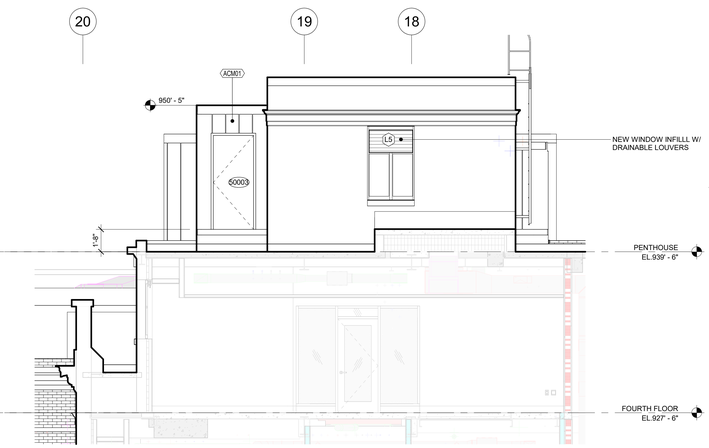

2 HEADHOUSE WEST - NORTH ELEVATION
1/4" = 1'-0"

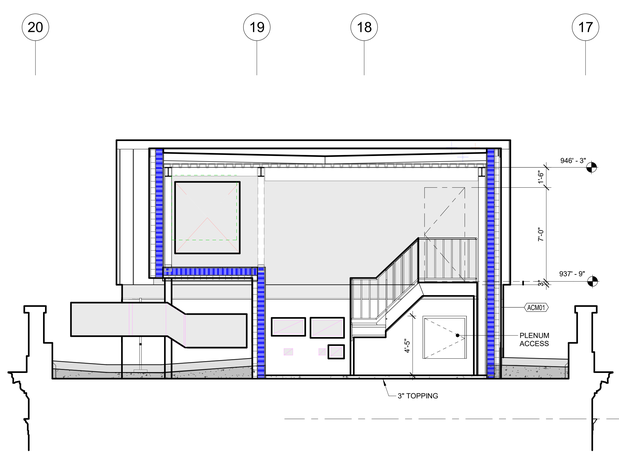

5 AHU - NORTH ELEVATION
1/4" = 1'-0"

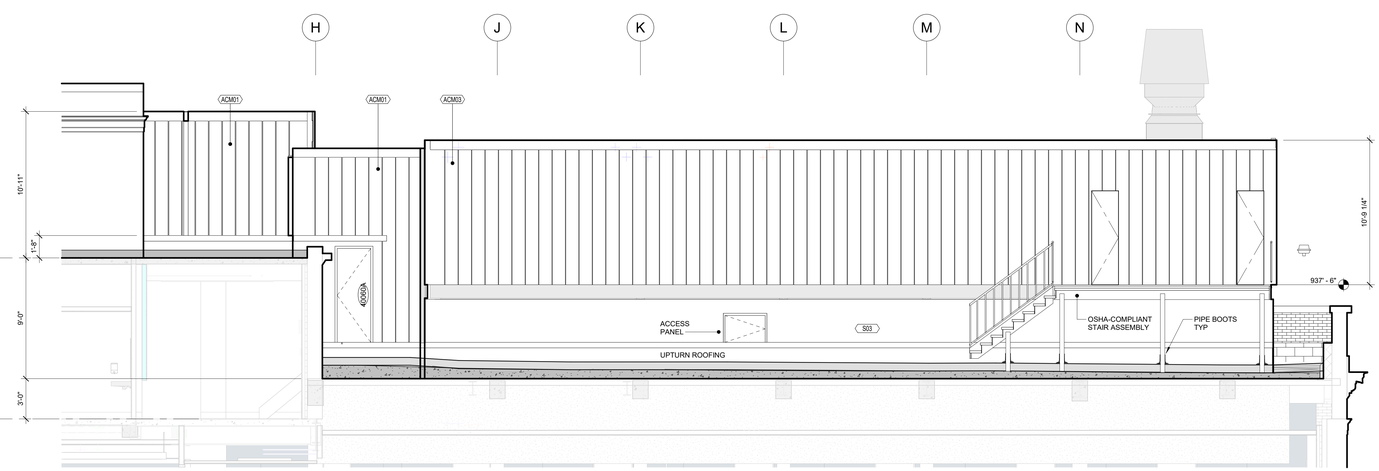

1 HEADHOUSE WEST- WEST ELEVATION
1/4" = 1'-0"

RENOVATE PLANT SCIENCE BUILDING - PHASE 2
SUCF Project No. 161026-00

236 Tower Road
Ithaca, NY 14853

Cornell CALS College of Agriculture and Life Sciences

SUNY State University Construction Fund

Ellenzweig Architecture | Planning	230 Congress Street Boston, MA 02110 T 617 491-5575
Ryan Biggs Clark Davis Structural Engineers	257 Ushers Road Clifton Park, NY 12065 T 518 406-5506
Salas O'Brien Consulting & Engineering Group of NY, Inc. Mechanical Engineers	300 Trolley Blvd. Rochester, NY 14606 T 585 288-5590
Jade Stone Engineering Electrical Engineers	444 Vanduzee St. Watertown, NY 13601 T 315 836 4062
Watson Engineering Plumbing	4500 State Route 434 Apalachin, NY 13732 T 607 223-4334
DM Engineers Fire Protection Engineers	1007 Yonkers Ave Yonkers, NY 10704 T 929 333-2339
Bell & Spina Building Envelope	215 Wyoming Street S Syracuse, NY 13204 T 315 488-0377
Environ. Design & Research Historic Preservation, Landscape, Civil Engineering	217 Montgomery St, Suite 1000 Syracuse, NY 13202 T 315 471-0688
Schuler Shook Lighting Design	240 W 40th Street, 2nd Floor New York, NY 10018 T 212 439-5650
D2D Green Design Sustainability PH2	10 Hallenbeck Hill East Greenbush, NY 12061 T 518 729-2967
Shen Milsom & Wilke Acoustics, IT, AV, Security	417 Fifth Avenue New York, NY 10016 T 212 725-6800
Watts Architects & Engineers Asbestos, Haz Mat	95 Perry Street, Suite 300 Buffalo, NY 14203 T 716 206-5122
Hastings Consulting Building Code	142 Hanlon Rd Holliston, MA 01746 T 508 397-8417
Ellana Cost Consulting	32 Broadway, Suite 801 New York, NY 10004 T 212971-0936

Notes:

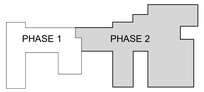

Keyplan

Job Number 31909.00
Drawing By TM
Checked By Checker
Filename
Date August 31, 2026

Revisions

HEADHOUSE WEST - ELEVATIONS

REGISTERED ARCHITECT
JOHN VINCENT BIGGS
022901-1
STATE OF NEW YORK

BID DOCUMENTS
Scale: 1/4" = 1'-0"

A6.32

2024 Ellenzweig ©

10/8/2026 6:38:28 PM

Autodesk Docs://31909 SUCF Cornell Plant Science/31909_Cornell PSB_Arch_R23.rvt

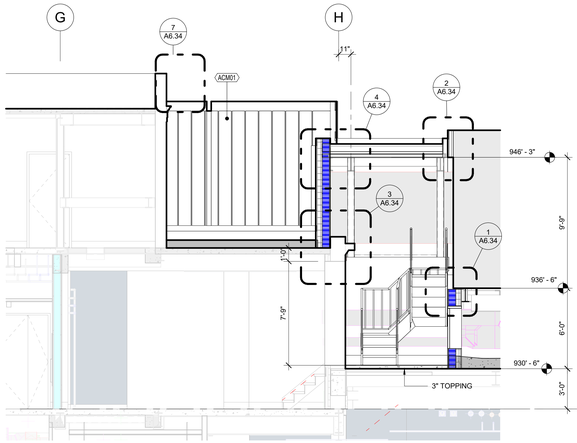

6 HEADHOUSE WEST - AHU VESTIBULE LOOKING EAST
1/4" = 1'-0"

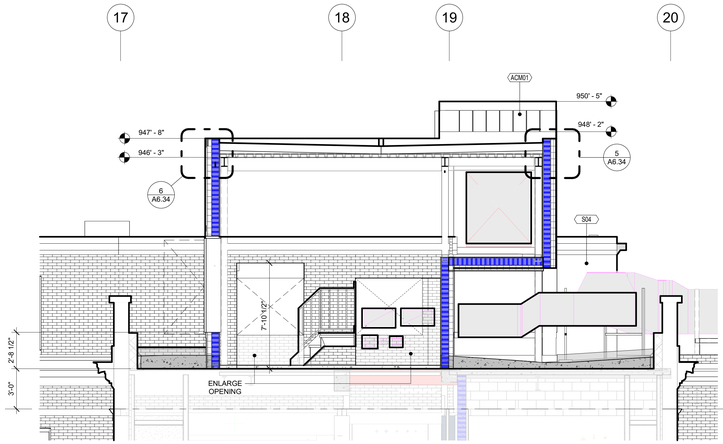

5 HEADHOUSE WEST - AHU VESTIBULE LOOKING NORTH
1/4" = 1'-0"

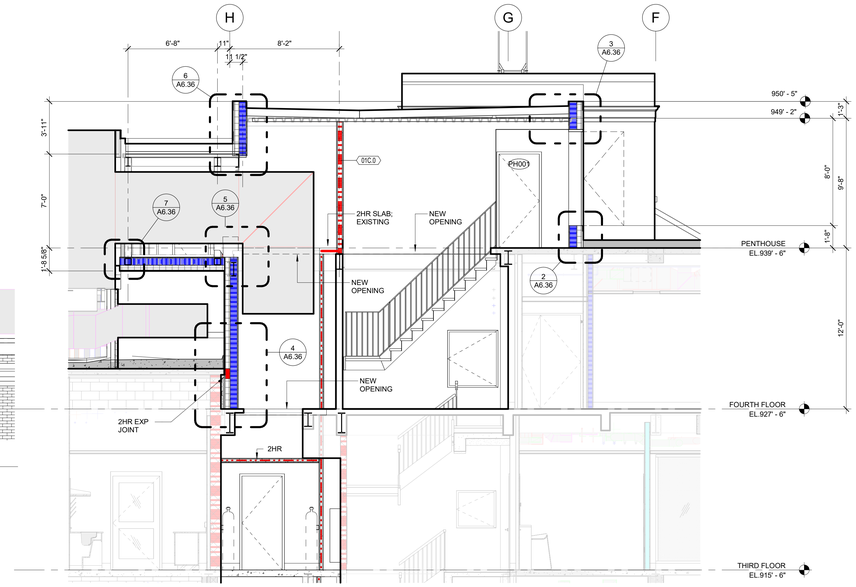

4 HEADHOUSE WEST - SUPPLY SHAFT LOOKING WEST
1/4" = 1'-0"

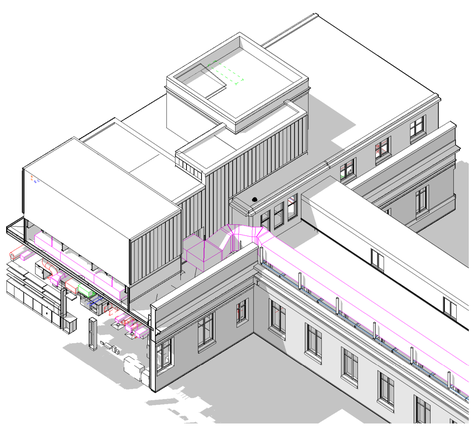

1 HEADHOUSE WEST - AXON

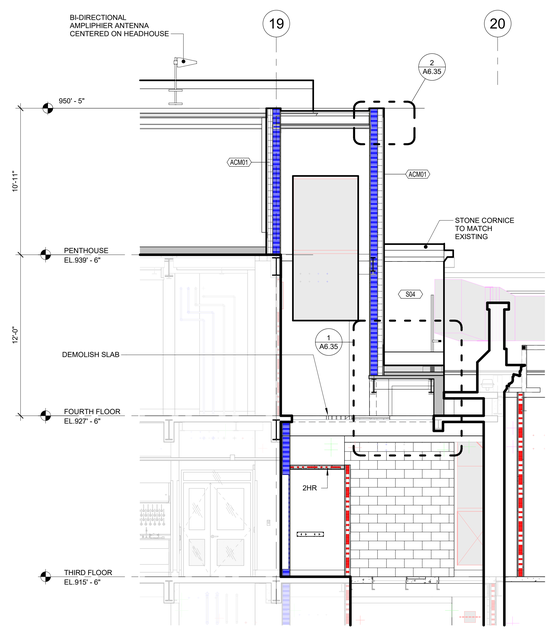

3 HEADHOUSE WEST - SUPPLY SHAFT
1/4" = 1'-0"

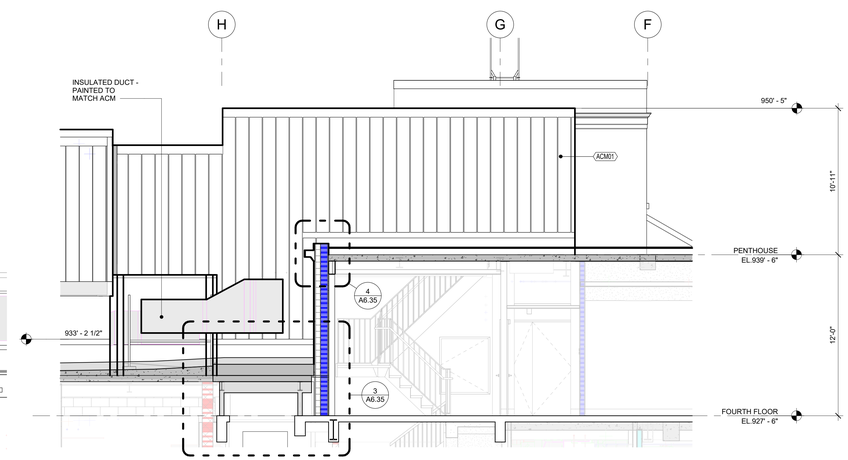

2 HEADHOUSE WEST - LOOKING WEST
1/4" = 1'-0"

RENOVATE PLANT SCIENCE BUILDING - PHASE 2
SUCF Project No. 161026-00

236 Tower Road
Ithaca, NY 14853

Cornell CALS College of Agriculture and Life Sciences

SUNY State University Construction Fund

Ellenzweig Architecture | Planning	230 Congress Street Boston, MA 02110 T 617 491-5575
Ryan Biggs Clark Davis Structural Engineers	257 Ushers Road Clifton Park, NY 12065 T 518 406-5506
Salas O'Brien Consulting & Engineering Group of NY, Inc. Mechanical Engineers	300 Trolley Blvd. Rochester, NY 14606 T 585 288-5590
Jade Stone Engineering Electrical Engineers	444 Vanduzee St. Watertown, NY 13601 T 315 836 4062
Watson Engineering Plumbing	4500 State Route 434 Apalachin, NY 13732 T 607 223-4334
DM Engineers Fire Protection Engineers	1007 Yonkers Ave Yonkers, NY 10704 T 929 333-2339
Bell & Spina Building Envelope	215 Wyoming Street S Syracuse, NY 13204 T 315 488-0377
Environ. Design & Research Historic Preservation, Landscape, Civil Engineering	217 Montgomery St, Suite 1000 Syracuse, NY 13202 T 315 471-0688
Schuler Shook Lighting Design	240 W 40th Street, 2nd Floor New York, NY 10018 T 212 439-5650
D2D Green Design Sustainability PH2	10 Hallenbeck Hill East Greenbush, NY 12061 T 518 729-2967
Shen Milsom & Wilke Acoustics, IT, AV, Security	417 Fifth Avenue New York, NY 10016 T 212 725-6800
Watts Architects & Engineers Asbestos, Haz Mat	95 Perry Street, Suite 300 Buffalo, NY 14203 T 716 206-5122
Hastings Consulting Building Code	142 Hanlon Rd Holliston, MA 01746 T 508 397-8417
Ellana Cost Consulting	32 Broadway, Suite 801 New York, NY 10004 T 212971-0936

Notes:

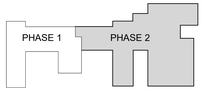

Keyplan

Job Number 31909.00
Drawing By TM
Checked By Checker
Filename
Date August 31, 2026

Revisions

HEADHOUSE WEST - WALL SECTIONS

BID DOCUMENTS
Scale: 1/4" = 1'-0"

A6.33

2024 Ellenzweig ©

10/8/2026 6:38:49 PM
Autodesk Docs://31909 SUCF Cornell Plant Science/31909_Cornell PSB_Arch_R23.rvt

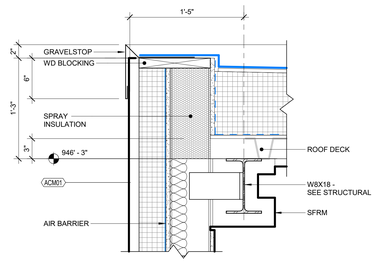

6 AHU VESTIBULE - ROOF AT WEST
1 1/2" = 1'-0"

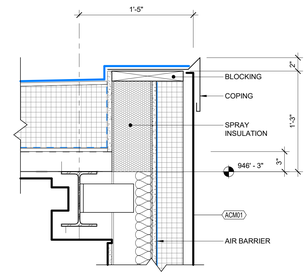

5 AHU VESTIBULE - ROOF AT EAST
1 1/2" = 1'-0"

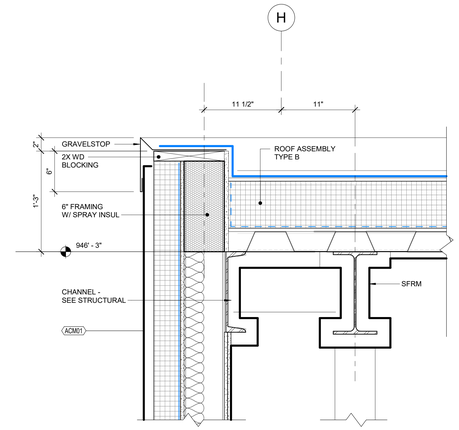

4 AHU VESTIBULE - ROOF AT NORTH
1 1/2" = 1'-0"

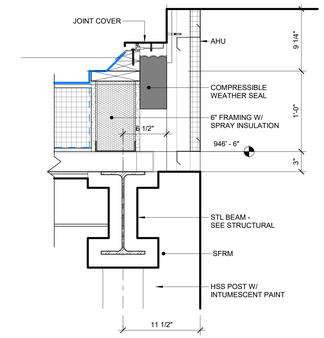

2 AHU VESTIBULE - ROOF AT WEATHER SEAL
1 1/2" = 1'-0"

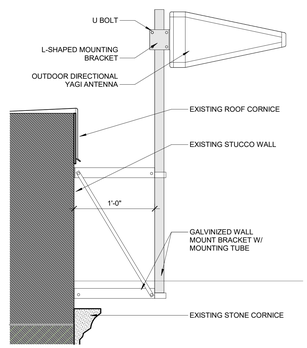

7 HEADHOUSE WEST - BDA ANTENNA
1 1/2" = 1'-0"

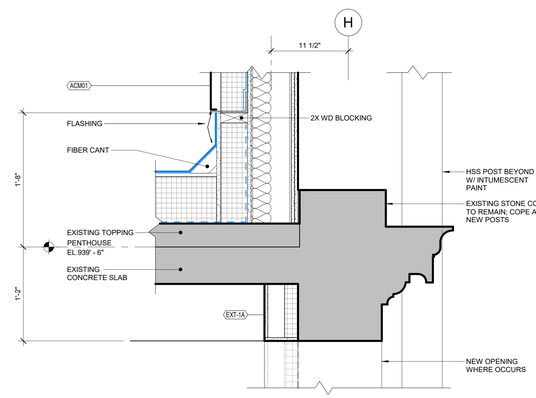

3 AHU VESTIBULE - ROOFING AT EXISTING CORNICE
1 1/2" = 1'-0"

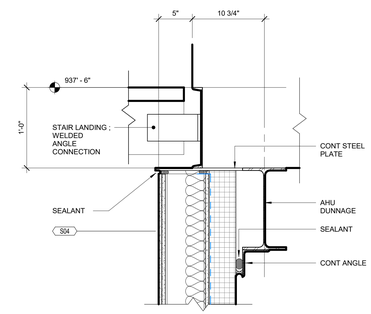

1 AHU VESTIBULE - STAIR LANDING
1 1/2" = 1'-0"

RENOVATE PLANT SCIENCE BUILDING - PHASE 2
SUCF Project No. 161026-00

236 Tower Road
Ithaca, NY 14853

Cornell CALS College of Agriculture and Life Sciences

SUNY State University Construction Fund

Ellenzweig Architecture | Planning	230 Congress Street Boston, MA 02110 T 617 491-5575
Ryan Biggs Clark Davis Structural Engineers	257 Ushers Road Clifton Park, NY 12065 T 518 406-5506
Salas O'Brien Consulting & Engineering Group of NY, Inc. Mechanical Engineers	300 Trolley Blvd. Rochester, NY 14606 T 585 288-5590
Jade Stone Engineering Electrical Engineers	444 Vanduzee St. Watertown, NY 13601 T 315 836 4062
Watson Engineering Plumbing	4500 State Route 434 Apalachin, NY 13732 T 607 223-4334
DM Engineers Fire Protection Engineers	1007 Yonkers Ave Yonkers, NY 10704 T 929 333-2339
Bell & Spina Building Envelope	215 Wyoming Street S Syracuse, NY 13204 T 315 488-0377
Environ. Design & Research Historic Preservation, Landscape, Civil Engineering	217 Montgomery St, Suite 1000 Syracuse, NY 13202 T 315 471-0688
Schuler Shook Lighting Design	240 W 40th Street, 2nd Floor New York, NY 10018 T 212 439-5650
D2D Green Design Sustainability PH2	10 Hallenbeck Hill East Greenbush, NY 12061 T 518 729-2967
Shen Milsom & Wilke Acoustics, IT, AV, Security	417 Fifth Avenue New York, NY 10016 T 212 725-6800
Watts Architects & Engineers Asbestos, Haz Mat	95 Perry Street, Suite 300 Buffalo, NY 14203 T 716 206-5122
Hastings Consulting Building Code	142 Hanlon Rd Holliston, MA 01746 T 508 397-8417
Ellana Cost Consulting	32 Broadway, Suite 801 New York, NY 10004 T 212971-0936

Notes:

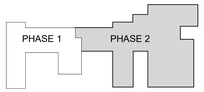

Keyplan

Job Number	31909.00
Drawing By	TM
Checked By	Checker
Filename	
Date	August 31, 2026

Revisions

HEADHOUSE WEST - EXTERIOR DETAILS

REGISTERED ARCHITECT JAMES VINCENT ELLENZWEIG 022901-1 STATE OF NEW YORK

BID DOCUMENTS
Scale: 1 1/2" = 1'-0"

A6.34

2024 Ellenzweig ©

10/8/2026 6:39:02 PM

Autodesk Docs://31909 SUCF Cornell Plant Science/31909_Cornell PSB_Arch_R23.rvt

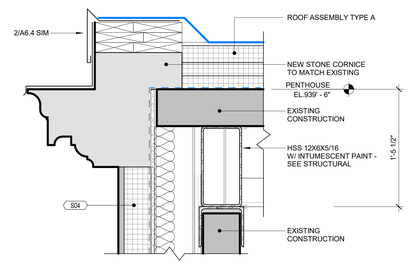

4 HEADHOUSE WEST - STONE CORNICE
1 1/2" = 1'-0"

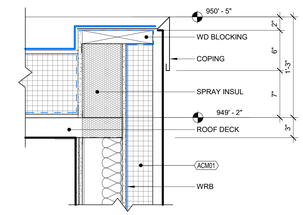

2 HEADHOUSE WEST - SECTION AT HIGH COPING
1 1/2" = 1'-0"

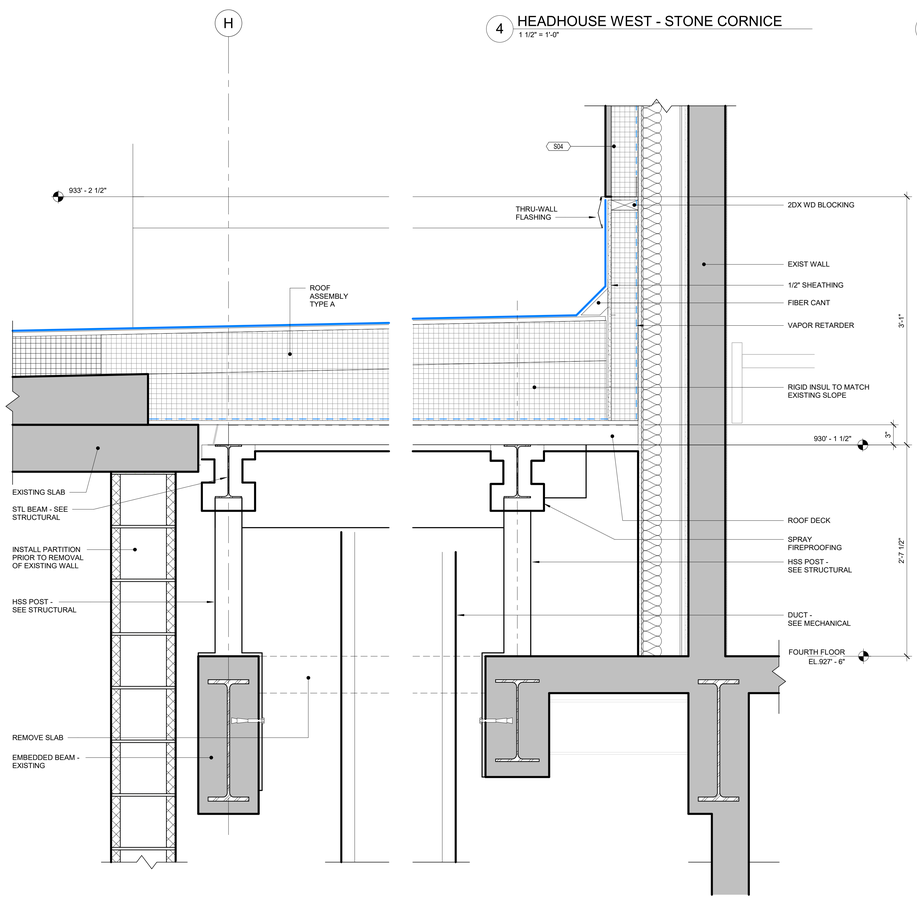

3 HEADHOUSE WEST - CROSS SECTION AT SUPPLY SHAFT
1 1/2" = 1'-0"

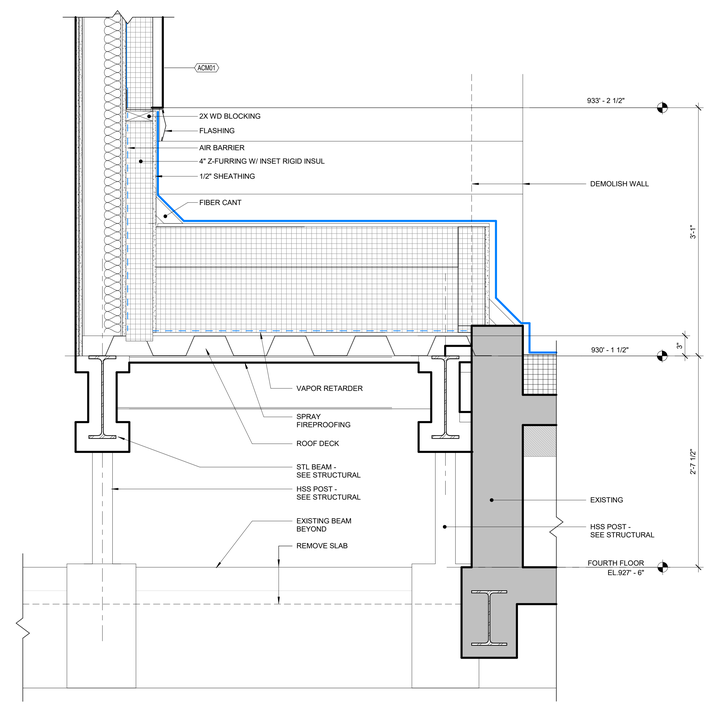

1 HEADHOUSE WEST - SECTION AT INFILL SLAB
1 1/2" = 1'-0"

RENOVATE PLANT SCIENCE
BUILDING - PHASE 2
SUCF Project No. 161026-00

236 Tower Road
Ithaca, NY 14853

Cornell CALS College of Agriculture and Life Sciences

SUNY State University Construction Fund

Ellenzweig Architecture | Planning	230 Congress Street Boston, MA 02110 T 617 491-5575
Ryan Biggs Clark Davis Structural Engineers	257 Ushers Road Clifton Park, NY 12065 T 518 406-5506
Salas O'Brien Consulting & Engineering Group of NY, Inc. Mechanical Engineers	300 Trolley Blvd. Rochester, NY 14606 T 585 288-5590
Jade Stone Engineering Electrical Engineers	444 Vanduzee St. Watertown, NY 13601 T 315 836 4062
Watson Engineering Plumbing	4500 State Route 434 Apalachin, NY 13732 T 607 223-4334
DM Engineers Fire Protection Engineers	1007 Yonkers Ave Yonkers, NY 10704 T 929 333-2339
Bell & Spina Building Envelope	215 Wyoming Street S Syracuse, NY 13204 T 315 488-0377
Environ. Design & Research Historic Preservation, Landscape, Civil Engineering	217 Montgomery St, Suite 1000 Syracuse, NY 13202 T 315 471-0688
Schuler Shook Lighting Design	240 W 40th Street, 2nd Floor New York, NY 10018 T 212 439-5650
D2D Green Design Sustainability PH2	10 Hallenbeck Hill East Greenbush, NY 12061 T 518 729-2967
Shen Milsom & Wilke Acoustics, IT, AV, Security	417 Fifth Avenue New York, NY 10016 T 212 725-6800
Watts Architects & Engineers Asbestos, Haz Mat	95 Perry Street, Suite 300 Buffalo, NY 14203 T 716 206-5122
Hastings Consulting Building Code	142 Hanlon Rd Holliston, MA 01746 T 508 397-8417
Ellana Cost Consulting	32 Broadway, Suite 801 New York, NY 10004 T 212971-0936

Notes:

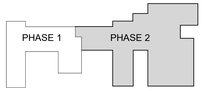

Keyplan

Job Number 31909.00
Drawing By TM
Checked By Checker
Filename
Date August 31, 2026

Revisions

HEADHOUSE WEST - EXTERIOR DETAILS

REGISTERED ARCHITECT
JAMES VINCENT RUSSO
022901-1
STATE OF NEW YORK

BID DOCUMENTS
Scale: 1 1/2" = 1'-0"

A6.35

2024 Ellenzweig ©

Autodesk Docs://31909 SUCF Cornell Plant Science/31909_Cornell PSB_Arch_R23.rvt
10/8/2026 8:39:12 PM

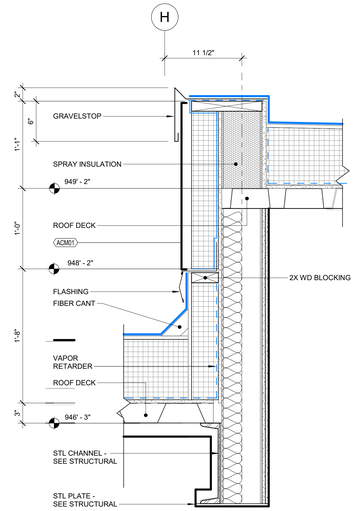

6 WEST HEADHOUSE - SOUTH PARAPET
1 1/2" = 1'-0"

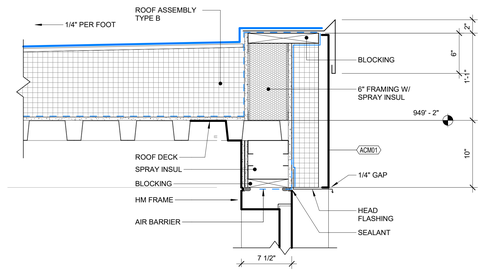

3 WEST HEADHOUSE - DOOR HEAD
1 1/2" = 1'-0"

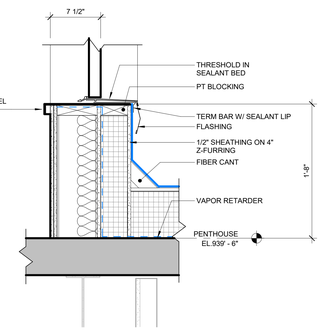

2 WEST HEADHOUSE - DOOR SILL
1 1/2" = 1'-0"

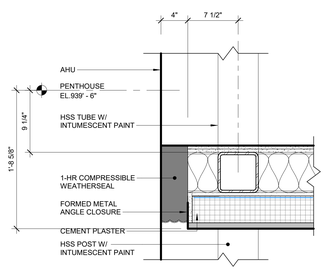

7 WEST HEADHOUSE - SOFFIT AT AHU
1 1/2" = 1'-0"

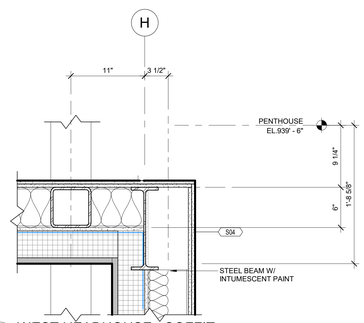

5 WEST HEADHOUSE - SOFFIT
1 1/2" = 1'-0"

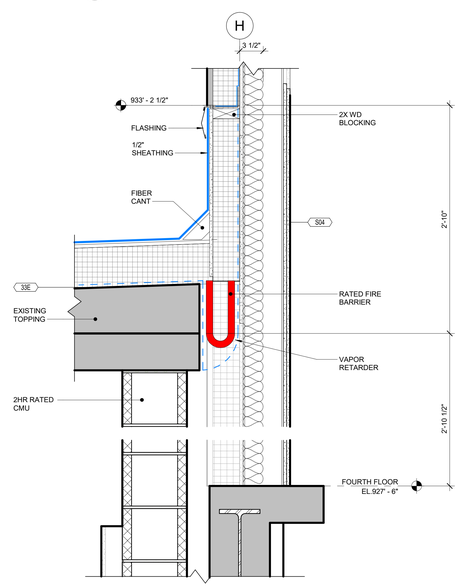

4 WEST HEADHOUSE - SUPPLY SHAFT WALL
1 1/2" = 1'-0"

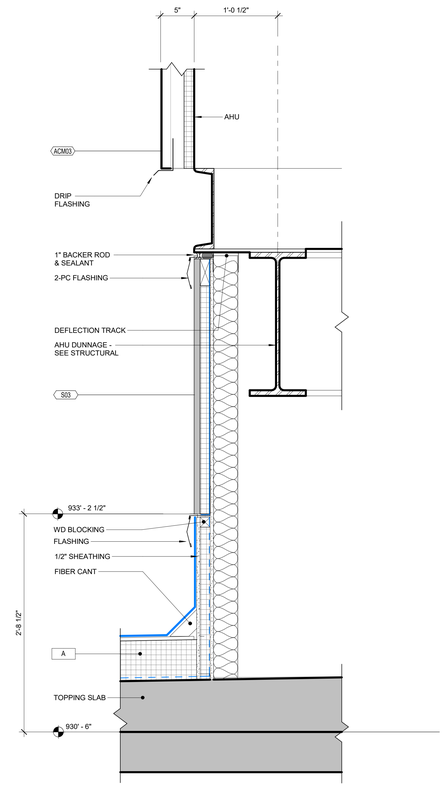

1 HEADHOUSE WEST - AHU CURB
1 1/2" = 1'-0"

RENOVATE PLANT SCIENCE BUILDING - PHASE 2
SUCF Project No. 161026-00

236 Tower Road
Ithaca, NY 14853

Cornell CALS College of Agriculture and Life Sciences

SUNY State University Construction Fund

Ellenzweig Architecture | Planning	230 Congress Street Boston, MA 02110 T 617 491-5575
Ryan Biggs Clark Davis Structural Engineers	257 Ushers Road Clifton Park, NY 12065 T 518 406-5506
Salas O'Brien Consulting & Engineering Group of NY, Inc. Mechanical Engineers	300 Trolley Blvd. Rochester, NY 14606 T 585 288-5590
Jade Stone Engineering Electrical Engineers	444 Vanduzee St. Watertown, NY 13601 T 315 836 4062
Watson Engineering Plumbing	4500 State Route 434 Apalachin, NY 13732 T 607 223-4334
DM Engineers Fire Protection Engineers	1007 Yonkers Ave Yonkers, NY 10704 T 929 333-2339
Bell & Spina Building Envelope	215 Wyoming Street S Syracuse, NY 13204 T 315 488-0377
Environ. Design & Research Historic Preservation, Landscape, Civil Engineering	217 Montgomery St, Suite 1000 Syracuse, NY 13202 T 315 471-0688
Schuler Shook Lighting Design	240 W 40th Street, 2nd Floor New York, NY 10018 T 212 439-5650
D2D Green Design Sustainability PH2	10 Hallenbeck Hill East Greenbush, NY 12061 T 518 729-2967
Shen Milsom & Wilke Acoustics, IT, AV, Security	417 Fifth Avenue New York, NY 10016 T 212 725-6800
Watts Architects & Engineers Asbestos, Haz Mat	95 Perry Street, Suite 300 Buffalo, NY 14203 T 716 206-5122
Hastings Consulting Building Code	142 Hanlon Rd Holliston, MA 01746 T 508 397-8417
Ellana Cost Consulting	32 Broadway, Suite 801 New York, NY 10004 T 212971-0936

Notes:

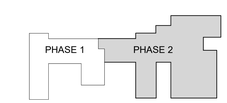

Keyplan

Job Number 31909.00
Drawing By TM
Checked By Checker
Filename
Date August 31, 2026

Revisions

HEADHOUSE WEST - EXTERIOR DETAILS

REGISTERED ARCHITECT JAMES VINCENT RUSSO 022991-1 STATE OF NEW YORK

BID DOCUMENTS
Scale: 1 1/2" = 1'-0"

A6.36

2024 Ellenzweig ©

Autodesk Docs://31909 SUCF Cornell Plant Science/31909_Cornell PSB_Arch_R23.rvt
1/18/2026 6:39:24 PM

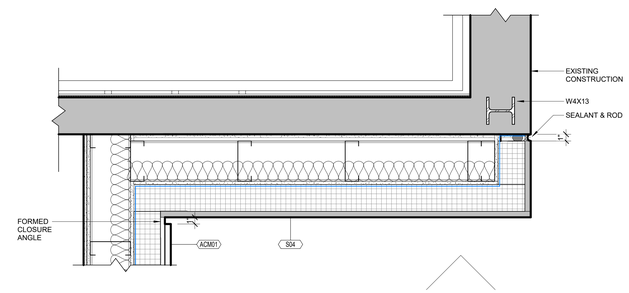

5 HEADHOUSE WEST - EXISTING STAIR
1 1/2" = 1'-0"

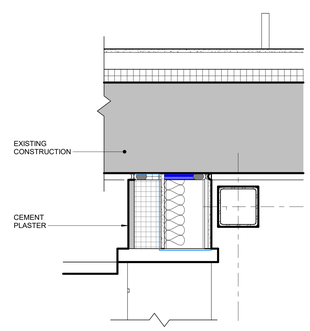

4 AHU VESTIBULE - WEST DOOR
1 1/2" = 1'-0"

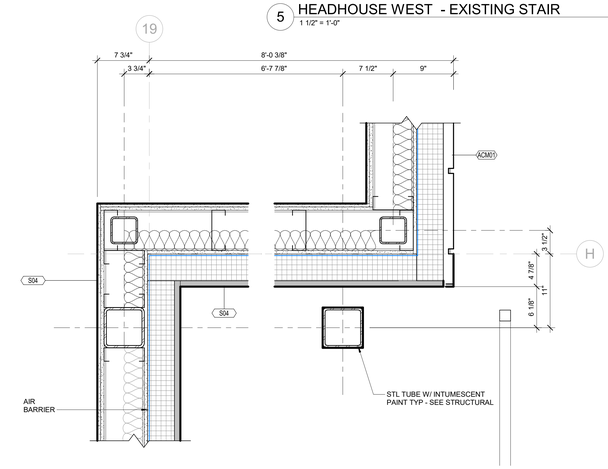

2 HEADHOUSE WEST - SUPPLY ENCLOSURE
1 1/2" = 1'-0"

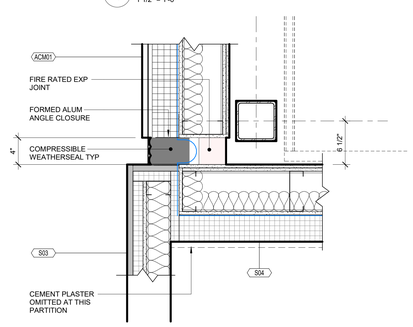

3 AHU VESTIBULE - WEST ENCLOSURE
1 1/2" = 1'-0"

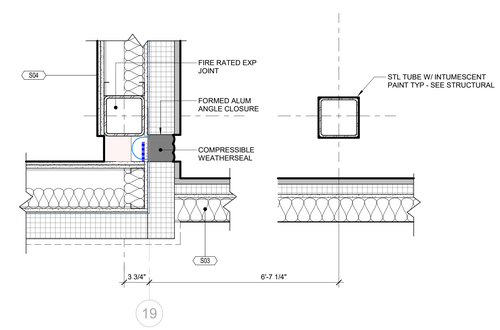

1 AHU VESTIBULE - EAST ENCLOSURE
1 1/2" = 1'-0"

RENOVATE PLANT SCIENCE BUILDING - PHASE 2
SUCF Project No. 161026-00

236 Tower Road
Ithaca, NY 14853

Cornell CALS College of Agriculture and Life Sciences

SUNY State University Construction Fund

Ellenzweig Architecture | Planning	230 Congress Street Boston, MA 02110 T 617 491-5575
Ryan Biggs Clark Davis Structural Engineers	257 Ushers Road Clifton Park, NY 12065 T 518 406-5506
Salas O'Brien Consulting & Engineering Group of NY, Inc. Mechanical Engineers	300 Trolley Blvd. Rochester, NY 14606 T 585 288-5590
Jade Stone Engineering Electrical Engineers	444 Vanduzee St. Watertown, NY 13601 T 315 836 4062
Watson Engineering Plumbing	4500 State Route 434 Apalachin, NY 13732 T 607 223-4334
DM Engineers Fire Protection Engineers	1007 Yonkers Ave Yonkers, NY 10704 T 929 333-2339
Bell & Spina Building Envelope	215 Wyoming Street S Syracuse, NY 13204 T 315 488-0377
Environ. Design & Research Historic Preservation, Landscape, Civil Engineering	217 Montgomery St, Suite 1000 Syracuse, NY 13202 T 315 471-0688
Schuler Shook Lighting Design	240 W 40th Street, 2nd Floor New York, NY 10018 T 212 439-5650
D2D Green Design Sustainability PH2	10 Hallenbeck Hill East Greenbush, NY 12061 T 518 729-2967
Shen Milsom & Wilke Acoustics, IT, AV, Security	417 Fifth Avenue New York, NY 10016 T 212 725-6800
Watts Architects & Engineers Asbestos, Haz Mat	95 Perry Street, Suite 300 Buffalo, NY 14203 T 716 206-5122
Hastings Consulting Building Code	142 Hanlon Rd Holliston, MA 01746 T 508 397-8417
Ellana Cost Consulting	32 Broadway, Suite 801 New York, NY 10004 T 212971-0936

Notes:

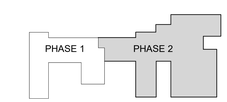

Keyplan

Job Number	31909.00
Drawing By	TM
Checked By	Checker
Filename	
Date	August 31, 2026

Revisions

HEADHOUSE WEST - EXTERIOR DETAILS

REGISTERED ARCHITECT ROBERT J. BIGGS 022991-1 STATE OF NEW YORK

BID DOCUMENTS
Scale: 1 1/2" = 1'-0"

A6.37

2024 Ellenzweig ©

10/8/2026 6:39:33 PM
Autodesk Docs://31909 SUCF Cornell Plant Science/31909_Cornell PS8_Arch_R23.rvt

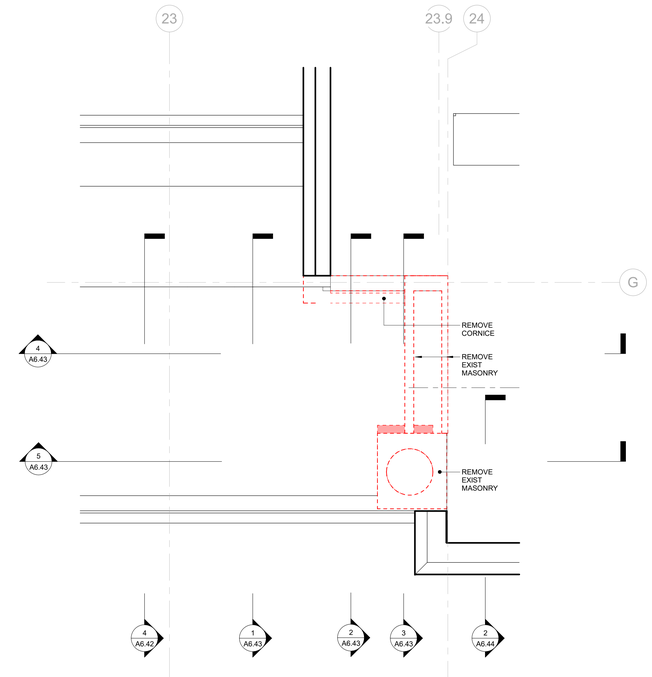

2 HEADHOUSE EAST - PENTHOUSE FLOOR PLAN
1/4" = 1'-0"

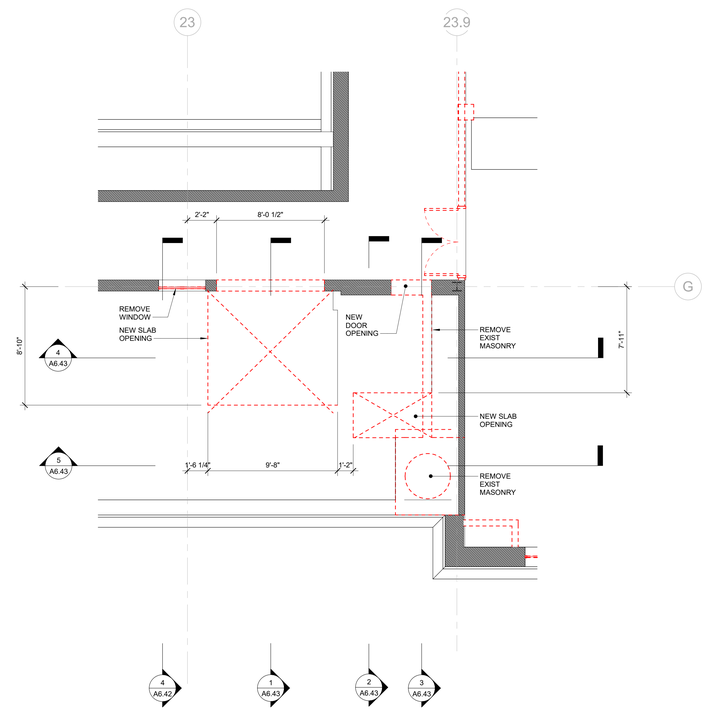

1 HEADHOUSE EAST - FOURTH FLOOR PLAN
1/4" = 1'-0"

RENOVATE PLANT SCIENCE BUILDING - PHASE 2
SUCF Project No. 161026-00

236 Tower Road
Ithaca, NY 14853

Cornell CALS College of Agriculture and Life Sciences

SUNY State University Construction Fund

Ellenzweig Architecture | Planning	230 Congress Street Boston, MA 02110 T 617 491-5575
Ryan Biggs Clark Davis Structural Engineers	257 Ushers Road Clifton Park, NY 12065 T 518 406-5506
Salas O'Brien Consulting & Engineering Group of NY, Inc. Mechanical Engineers	300 Trolley Blvd. Rochester, NY 14606 T 585 288-5590
Jade Stone Engineering Electrical Engineers	444 Vanduzee St. Watertown, NY 13601 T 315 836 4062
Watson Engineering Plumbing	4500 State Route 434 Apalachin, NY 13732 T 607 223-4334
DM Engineers Fire Protection Engineers	1007 Yonkers Ave Yonkers, NY 10704 T 929 333-2339
Bell & Spina Building Envelope	215 Wyoming Street S Syracuse, NY 13204 T 315 488-0377
Environ. Design & Research Historic Preservation, Landscape, Civil Engineering	217 Montgomery St, Suite 1000 Syracuse, NY 13202 T 315 471-0688
Schuler Shook Lighting Design	240 W 40th Street, 2nd Floor New York, NY 10018 T 212 439-5650
D2D Green Design Sustainability PH2	10 Hallenbeck Hill East Greenbush, NY 12061 T 518 729-2967
Shen Milsom & Wilke Acoustics, IT, AV, Security	417 Fifth Avenue New York, NY 10016 T 212 725-6800
Watts Architects & Engineers Asbestos, Haz Mat	95 Perry Street, Suite 300 Buffalo, NY 14203 T 716 206-5122
Hastings Consulting Building Code	142 Hanlon Rd Holliston, MA 01746 T 508 397-8417
Ellana Cost Consulting	32 Broadway, Suite 801 New York, NY 10004 T 212971-0936

Notes:

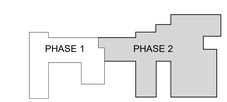

Keyplan

Job Number	31909.00
Drawing By	TM
Checked By	Checker
Filename	
Date	August 31, 2026

Revisions

HEADHOUSE EAST - DEMOLITION PLANS

BID DOCUMENTS
Scale: 1/4" = 1'-0"

A6.40

2024 Ellenzweig ©

10/8/2026 6:39:40 PM
Autodesk Docs://31909 SUCF Cornell Plant Sciences/31909_Cornell PSB_Arch_R23.rvt

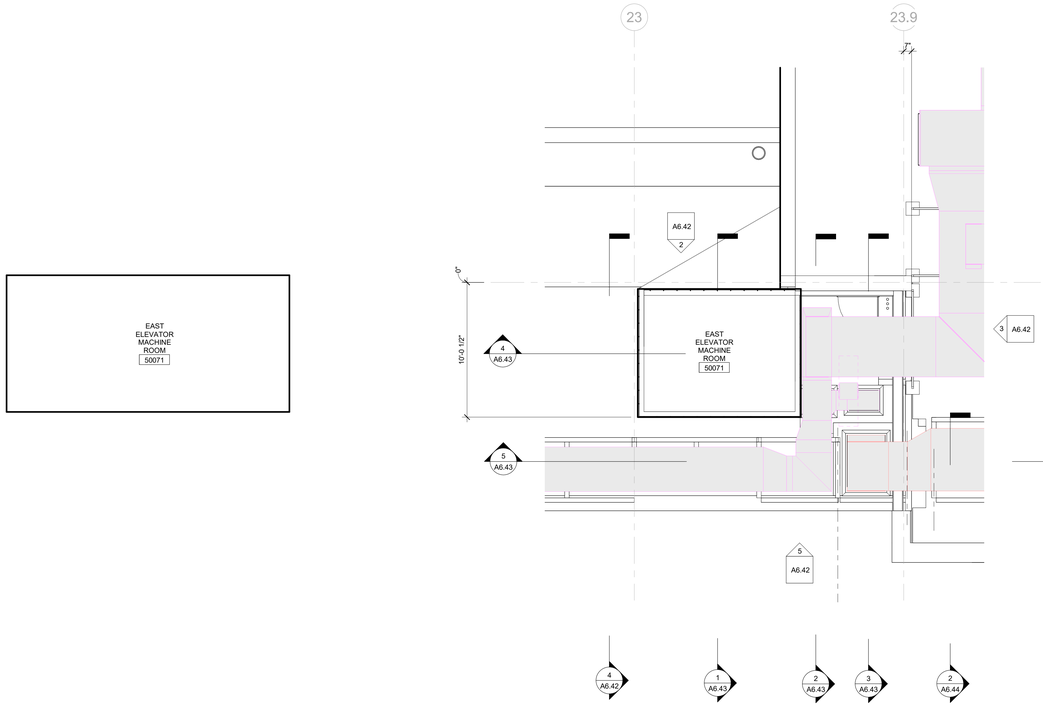

6 HEADHOUSE EAST - REFLECTED CEILING PLAN
1/4" = 1'-0"

4 HEADHOUSE EAST - MACHINE ROOM
1/4" = 1'-0"

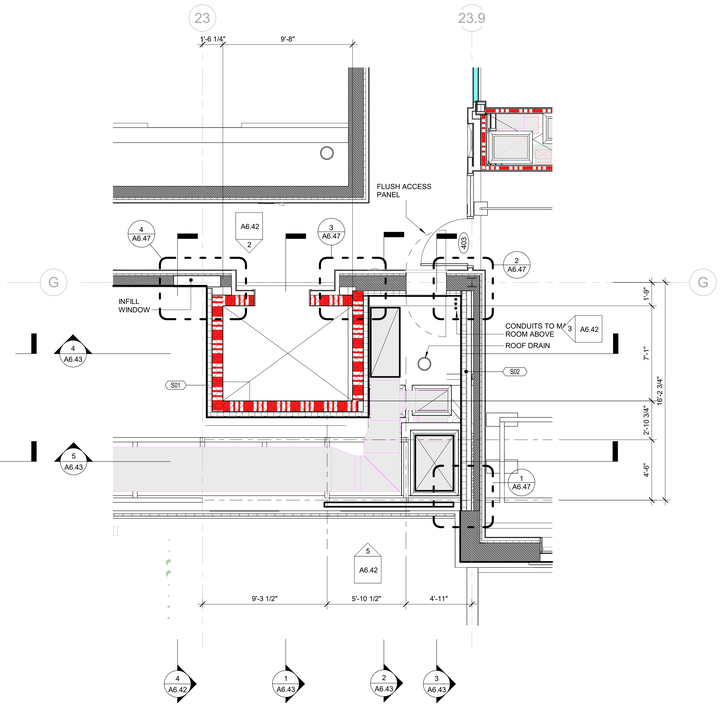

2 HEADHOUSE EAST - FOURTH FLOOR PLAN
1/4" = 1'-0"

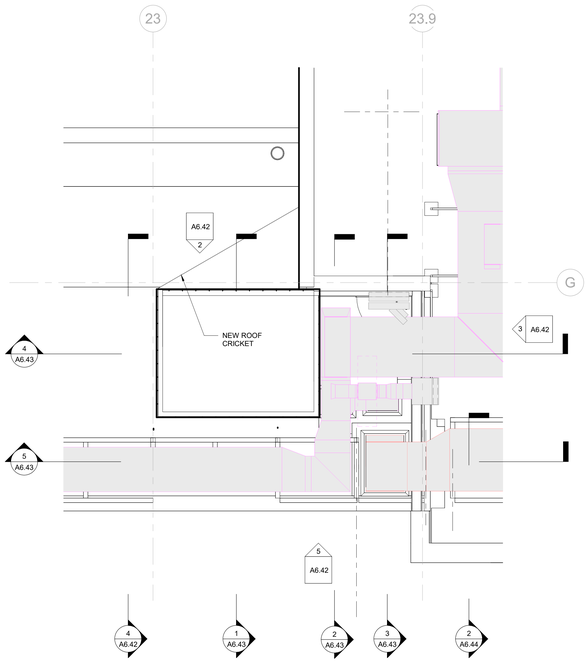

5 HEADHOUSE EAST - ROOF PLAN
1/4" = 1'-0"

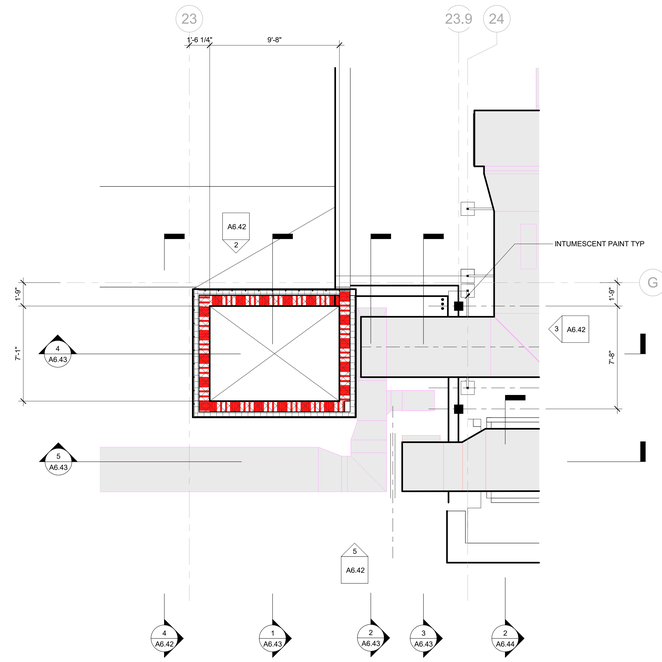

3 HEADHOUSE EAST - PENTHOUSE FLOOR PLAN
1/4" = 1'-0"

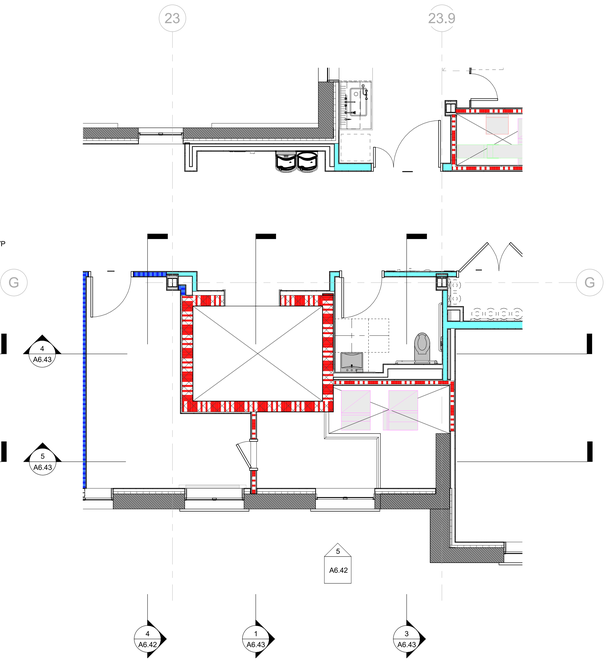

1 HEADHOUSE EAST - THIRD FLOOR PLAN
1/4" = 1'-0"

RENOVATE PLANT SCIENCE BUILDING - PHASE 2

SUCF Project No. 161026-00

236 Tower Road
Ithaca, NY 14853

Cornell CALS College of Agriculture and Life Sciences

SUNY State University Construction Fund

Ellenzweig Architecture | Planning	230 Congress Street Boston, MA 02110 T 617 491-5575
Ryan Biggs Clark Davis Structural Engineers	257 Ushers Road Clifton Park, NY 12065 T 518 406-5506
Salas O'Brien Consulting & Engineering Group of NY, Inc. Mechanical Engineers	300 Trolley Blvd. Rochester, NY 14606 T 585 288-5590
Jade Stone Engineering Electrical Engineers	444 Vanduzee St. Watertown, NY 13601 T 315 836 4062
Watson Engineering Plumbing	4500 State Route 434 Apalachin, NY 13732 T 607 223-4334
DM Engineers Fire Protection Engineers	1007 Yonkers Ave Yonkers, NY 10704 T 929 333-2339
Bell & Spina Building Envelope	215 Wyoming Street S Syracuse, NY 13204 T 315 488-0377
Environ. Design & Research Historic Preservation, Landscape, Civil Engineering	217 Montgomery St, Suite 1000 Syracuse, NY 13202 T 315 471-0688
Schuler Shook Lighting Design	240 W 40th Street, 2nd Floor New York, NY 10018 T 212 439-5650
D2D Green Design Sustainability PH2	10 Hallenbeck Hill East Greenbush, NY 12061 T 518 729-2967
Shen Milsom & Wilke Acoustics, IT, AV, Security	417 Fifth Avenue New York, NY 10016 T 212 725-6800
Watts Architects & Engineers Asbestos, Haz Mat	95 Perry Street, Suite 300 Buffalo, NY 14203 T 716 206-5122
Hastings Consulting Building Code	142 Hanlon Rd Holliston, MA 01746 T 508 397-8417
Ellana Cost Consulting	32 Broadway, Suite 801 New York, NY 10004 T 212971-0936

Notes:

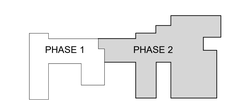

Keyplan

Job Number	31909.00
Drawing By	TM
Checked By	Checker
Filename	
Date	August 31, 2026

Revisions

HEADHOUSE EAST - ENLARGED PLANS

REGISTERED ARCHITECT VINCENT J. ELLENZWEIG 022901 STATE OF NEW YORK

BID DOCUMENTS
Scale: 1/4" = 1'-0"

A6.41

2024 Ellenzweig ©

Autodesk Docs://31909 SUCF Cornell Plant Sciences/31909_Cornell PSB_Arch_R23.rvt 10/8/2026 6:39:54 PM

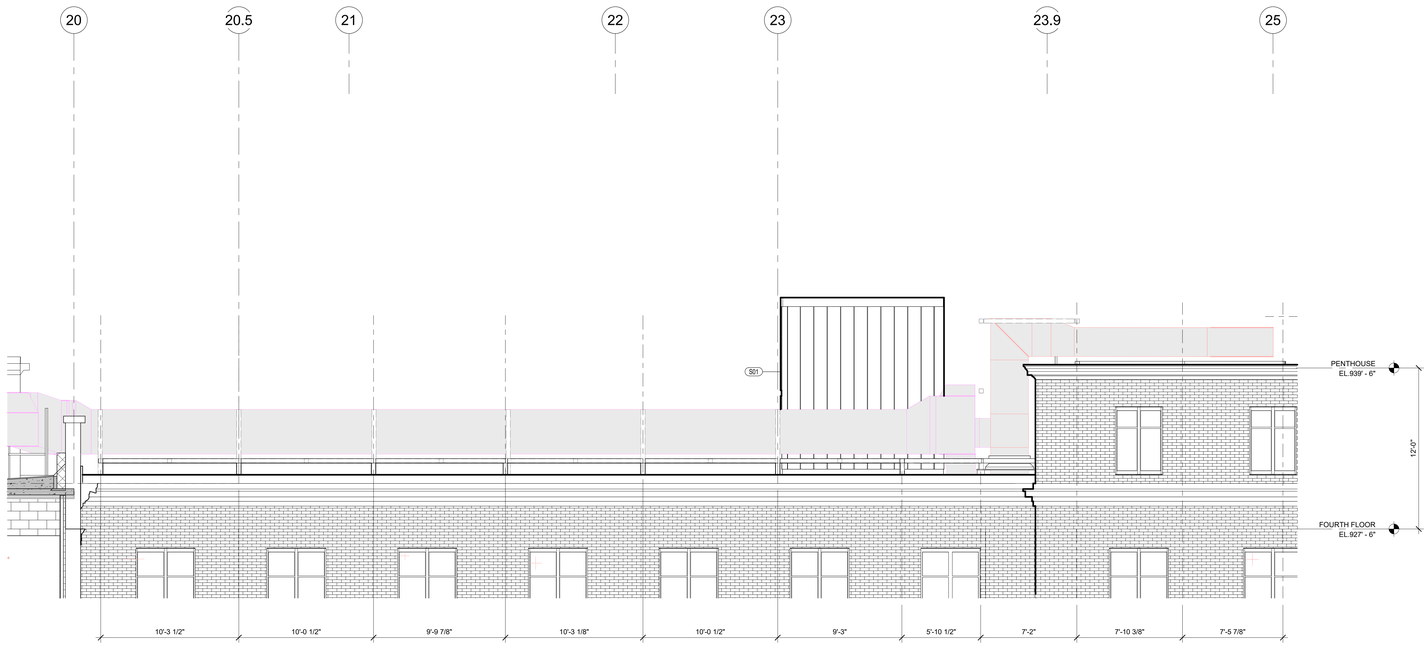

5 HEADHOUSE EAST - SOUTH ELEVATION
1/4" = 1'-0"

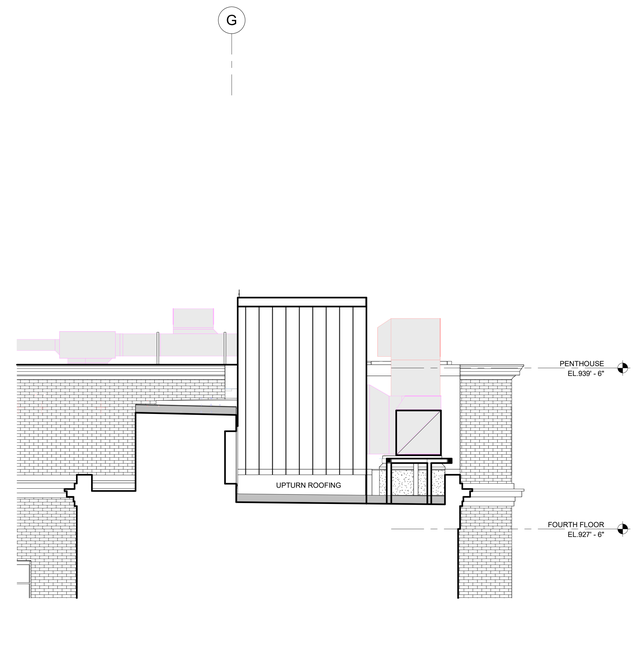

4 HEADHOUSE EAST - WEST ELEVATION
1/4" = 1'-0"

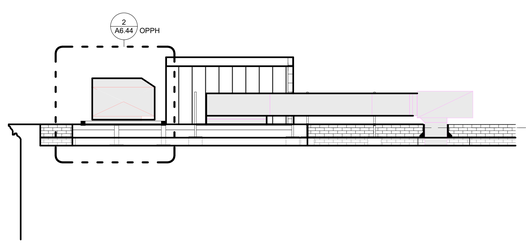

3 HEADHOUSE EAST - EAST ELEVATION
1/4" = 1'-0"

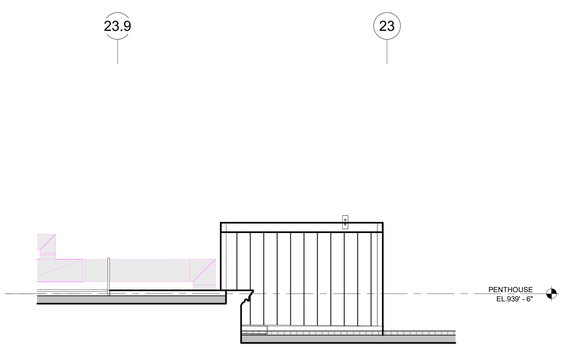

2 HEADHOUSE EAST - NORTH ELEVATION
1/4" = 1'-0"

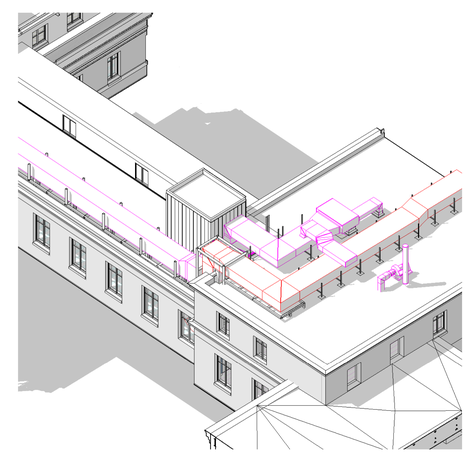

1 HEADHOUSE EAST - AXON

RENOVATE PLANT SCIENCE BUILDING - PHASE 2
SUCF Project No. 161026-00

236 Tower Road
Ithaca, NY 14853

Cornell CALS College of Agriculture and Life Sciences

SUNY State University Construction Fund

Ellenzweig Architecture | Planning	230 Congress Street Boston, MA 02110 T 617 491-5575
Ryan Biggs Clark Davis Structural Engineers	257 Ushers Road Clifton Park, NY 12065 T 518 406-5506
Salas O'Brien Consulting & Engineering Group of NY, Inc. Mechanical Engineers	300 Trolley Blvd. Rochester, NY 14606 T 585 288-5590
Jade Stone Engineering Electrical Engineers	444 Vanduzee St. Watertown, NY 13601 T 315 836 4062
Watson Engineering Plumbing	4500 State Route 434 Apalachin, NY 13732 T 607 223-4334
DM Engineers Fire Protection Engineers	1007 Yonkers Ave Yonkers, NY 10704 T 929 333-2339
Bell & Spina Building Envelope	215 Wyoming Street S Syracuse, NY 13204 T 315 488-0377
Environ. Design & Research Historic Preservation, Landscape, Civil Engineering	217 Montgomery St, Suite 1000 Syracuse, NY 13202 T 315 471-0688
Schuler Shook Lighting Design	240 W 40th Street, 2nd Floor New York, NY 10018 T 212 439-5650
D2D Green Design Sustainability PH2	10 Hallenbeck Hill East Greenbush, NY 12061 T 518 729-2967
Shen Milsom & Wilke Acoustics, IT, AV, Security	417 Fifth Avenue New York, NY 10016 T 212 725-6800
Watts Architects & Engineers Asbestos, Haz Mat	95 Perry Street, Suite 300 Buffalo, NY 14203 T 716 206-5122
Hastings Consulting Building Code	142 Hanlon Rd Holliston, MA 01746 T 508 397-8417
Ellana Cost Consulting	32 Broadway, Suite 801 New York, NY 10004 T 212971-0936

Notes:

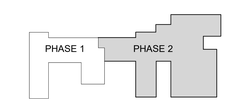

Keyplan

Job Number	31909.00
Drawing By	TM
Checked By	Checker
Filename	
Date	August 31, 2026

Revisions

HEADHOUSE EAST MRL - ELEVATIONS

REGISTERED ARCHITECT
ROSS VINCENT ROSATI
022901-1
STATE OF NEW YORK

BID DOCUMENTS
Scale: 1/4" = 1'-0"

A6.42

2024 Ellenzweig ©

10/8/2026 8:40:10 PM
Autodesk Docs://31909 SUCF Cornell Plant Sciences/31909_Cornell PSB_Arch_R23.rvt

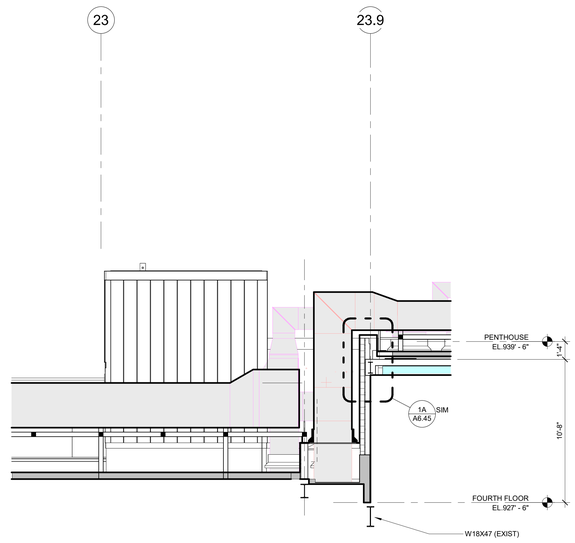

5 HEADHOUSE EAST - SECTION AT DEMOLISHED CHIMNEY
1/4" = 1'-0"

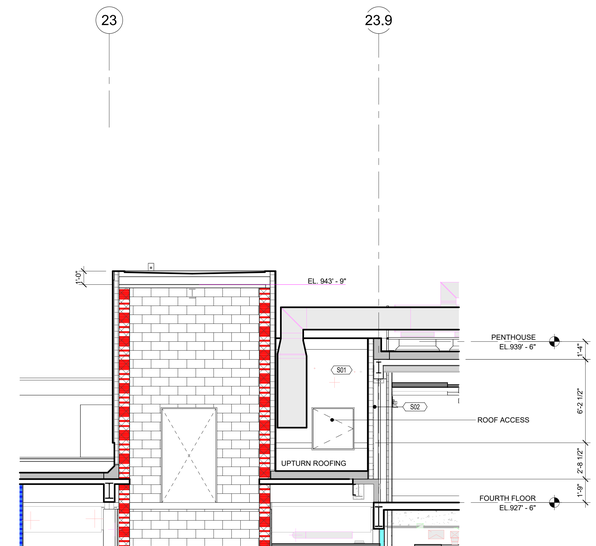

4 HEADHOUSE EAST - EXHAUST AREAWAY LOOKING NORTH
1/4" = 1'-0"

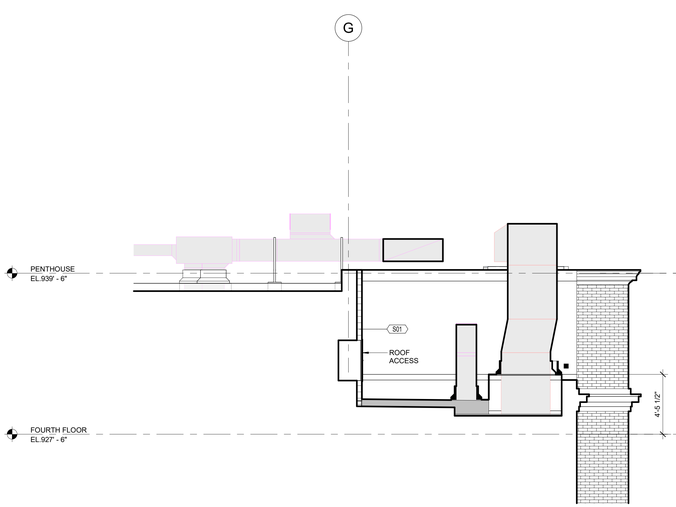

3 HEADHOUSE EAST - DUCT PENETRATIONS
1/4" = 1'-0"

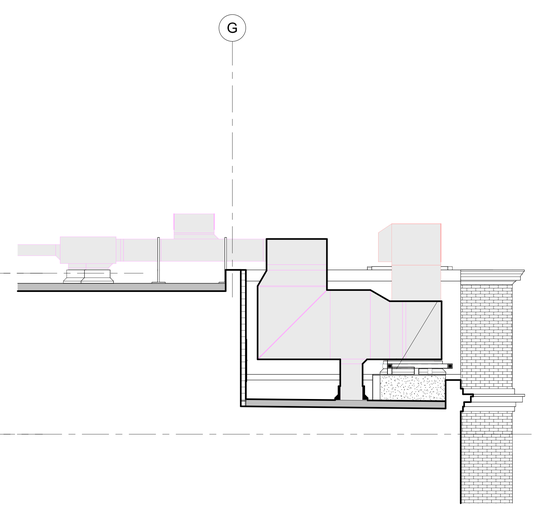

2 HEADHOUSE EAST - CROSS SECTION AT EXHAUST AREAWAY
1/4" = 1'-0"

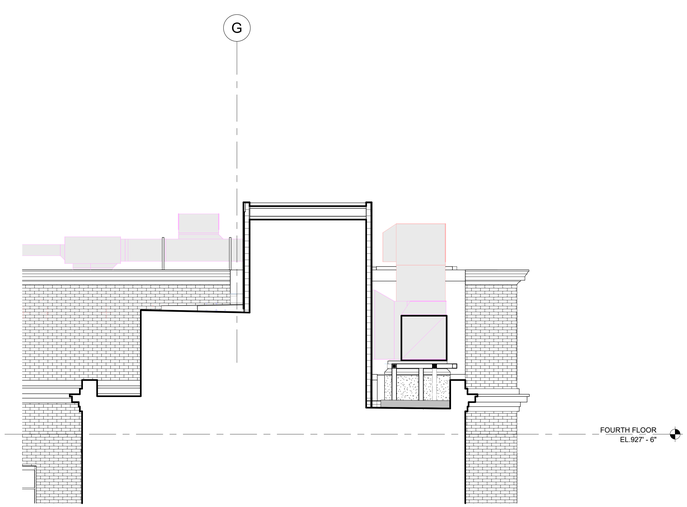

1 HEADHOUSE EAST - CROSS SECTION AT HOISTWAY
1/4" = 1'-0"

RENOVATE PLANT SCIENCE BUILDING - PHASE 2
SUCF Project No. 161026-00

236 Tower Road
Ithaca, NY 14853

Cornell CALS College of Agriculture and Life Sciences

SUNY State University Construction Fund

Ellenzweig Architecture | Planning	230 Congress Street Boston, MA 02110 T 617 491-5575
Ryan Biggs Clark Davis Structural Engineers	257 Ushers Road Clifton Park, NY 12065 T 518 406-5506
Salas O'Brien Consulting & Engineering Group of NY, Inc. Mechanical Engineers	300 Trolley Blvd. Rochester, NY 14606 T 585 288-5590
Jade Stone Engineering Electrical Engineers	444 Vanduzee St. Watertown, NY 13601 T 315 836 4062
Watson Engineering Plumbing	4500 State Route 434 Apalachin, NY 13732 T 607 223-4334
DM Engineers Fire Protection Engineers	1007 Yonkers Ave Yonkers, NY 10704 T 929 333-2339
Bell & Spina Building Envelope	215 Wyoming Street S Syracuse, NY 13204 T 315 488-0377
Environ. Design & Research Historic Preservation, Landscape, Civil Engineering	217 Montgomery St, Suite 1000 Syracuse, NY 13202 T 315 471-0688
Schuler Shook Lighting Design	240 W 40th Street, 2nd Floor New York, NY 10018 T 212 439-5650
D2D Green Design Sustainability PH2	10 Hallenbeck Hill East Greenbush, NY 12061 T 518 729-2967
Shen Milsom & Wilke Acoustics, IT, AV, Security	417 Fifth Avenue New York, NY 10016 T 212 725-6800
Watts Architects & Engineers Asbestos, Haz Mat	95 Perry Street, Suite 300 Buffalo, NY 14203 T 716 206-5122
Hastings Consulting Building Code	142 Hanlon Rd Holliston, MA 01746 T 508 397-8417
Ellana Cost Consulting	32 Broadway, Suite 801 New York, NY 10004 T 212971-0936

Notes:

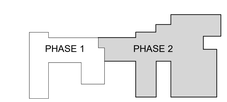

Keyplan

Job Number	31909.00
Drawing By	TM
Checked By	Checker
Filename	
Date	August 31, 2026

Revisions

HEADHOUSE EAST MRL - WALL SECTIONS

REGISTERED ARCHITECT
JOHN VINCENT ROSSI
022901-1
STATE OF NEW YORK

BID DOCUMENTS
Scale: 1/4" = 1'-0"

A6.43

2024 Ellenzweig ©

10/8/2026 6:40:22 PM
Autodesk Docs://31909 SUCF Cornell Plant Sciences/31909_Cornell PSB_Arch_R23.rvt

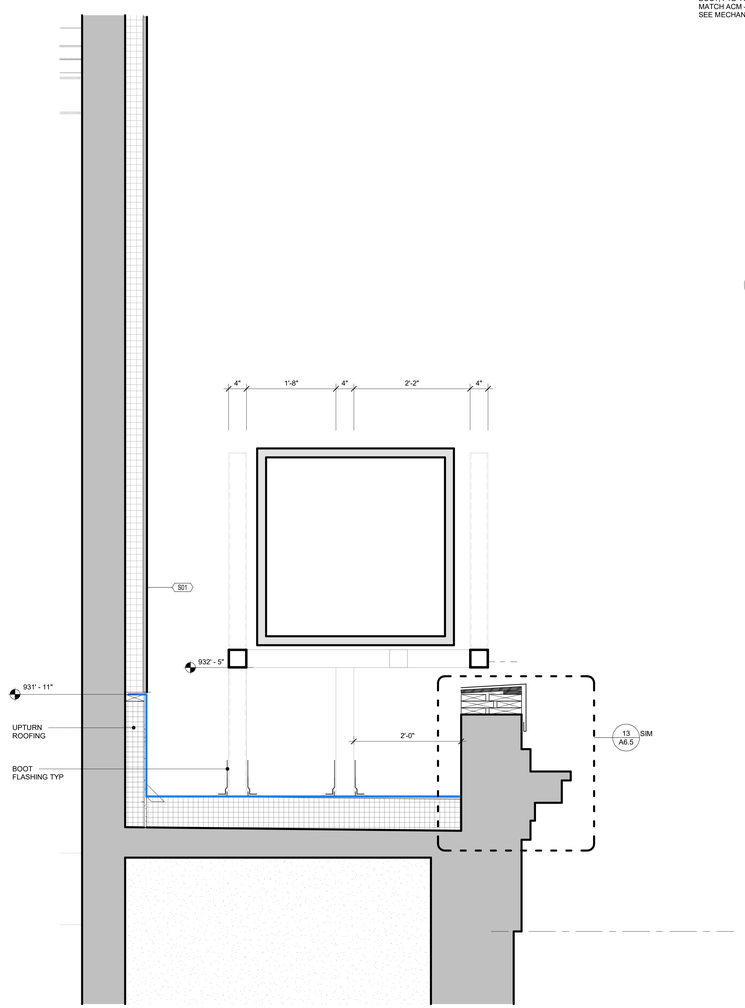

3 ROOF DUCT SCREEN - HOISTWAY
1" = 1'-0"

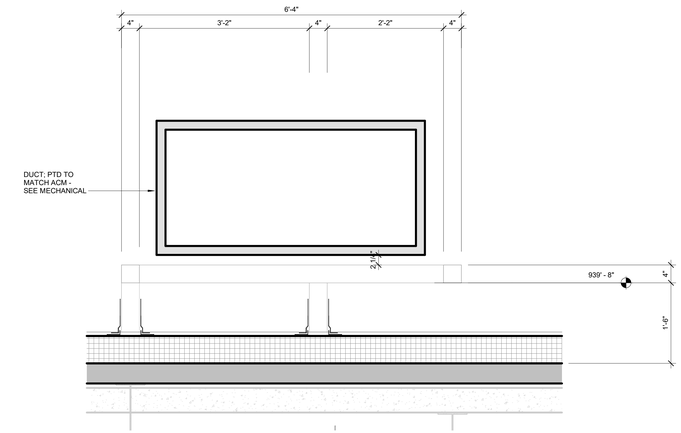

2 ROOF DUCT SCREEN - PENTHOUSE
1" = 1'-0"

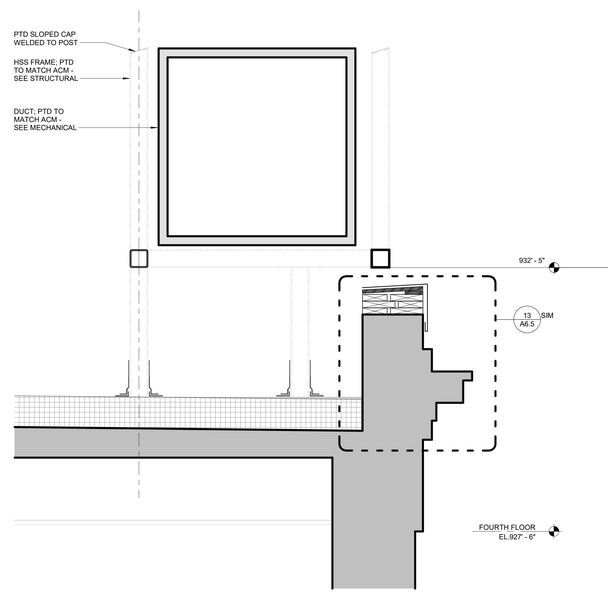

1 ROOF DUCT SCREEN - FOURTH FLOOR
1" = 1'-0"

RENOVATE PLANT SCIENCE
BUILDING - PHASE 2

SUCF Project No. 161026-00

236 Tower Road
Ithaca, NY 14853

Cornell CALS College of Agriculture and Life Sciences

SUNY State University Construction Fund

Ellenzweig Architecture | Planning	230 Congress Street Boston, MA 02110 T 617 491-5575
Ryan Biggs Clark Davis Structural Engineers	257 Ushers Road Clifton Park, NY 12065 T 518 406-5506
Salas O'Brien Consulting & Engineering Group of NY, Inc. Mechanical Engineers	300 Trolley Blvd. Rochester, NY 14606 T 585 288-5590
Jade Stone Engineering Electrical Engineers	444 Vanduzee St. Watertown, NY 13601 T 315 836 4062
Watson Engineering Plumbing	4500 State Route 434 Apalachin, NY 13732 T 607 223-4334
DM Engineers Fire Protection Engineers	1007 Yonkers Ave Yonkers, NY 10704 T 929 333-2339
Bell & Spina Building Envelope	215 Wyoming Street S Syracuse, NY 13204 T 315 488-0377
Environ. Design & Research Historic Preservation, Landscape, Civil Engineering	217 Montgomery St, Suite 1000 Syracuse, NY 13202 T 315 471-0688
Schuler Shook Lighting Design	240 W 40th Street, 2nd Floor New York, NY 10018 T 212 439-5650
D2D Green Design Sustainability PH2	10 Hallenbeck Hill East Greenbush, NY 12061 T 518 729-2967
Shen Milsom & Wilke Acoustics, IT, AV, Security	417 Fifth Avenue New York, NY 10016 T 212 725-6800
Watts Architects & Engineers Asbestos, Haz Mat	95 Perry Street, Suite 300 Buffalo, NY 14203 T 716 206-5122
Hastings Consulting Building Code	142 Hanlon Rd Holliston, MA 01746 T 508 397-8417
Ellana Cost Consulting	32 Broadway, Suite 801 New York, NY 10004 T 212971-0936

Notes:

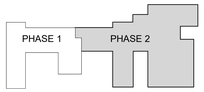

Keyplan

Job Number	31909.00
Drawing By	TM
Checked By	Checker
Filename	
Date	August 31, 2026

Revisions

HEADHOUSE EAST -
SCREEN SECTIONS

REGISTERED ARCHITECT
VINCENT J. ELLENZWEIG
STATE OF NEW YORK

BID DOCUMENTS
Scale: 1" = 1'-0"

A6.44

2024 Ellenzweig ©

10/8/2026 6:40:30 PM
Autodesk Docs://31909 SUCF Cornell Plant Sciences/31909_Cornell PSB_Arch_R23.rvt

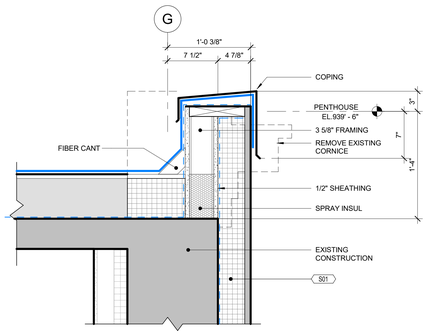

2A EXHAUST AREAWAY - NORTH PARAPET
1 1/2" = 1'-0"

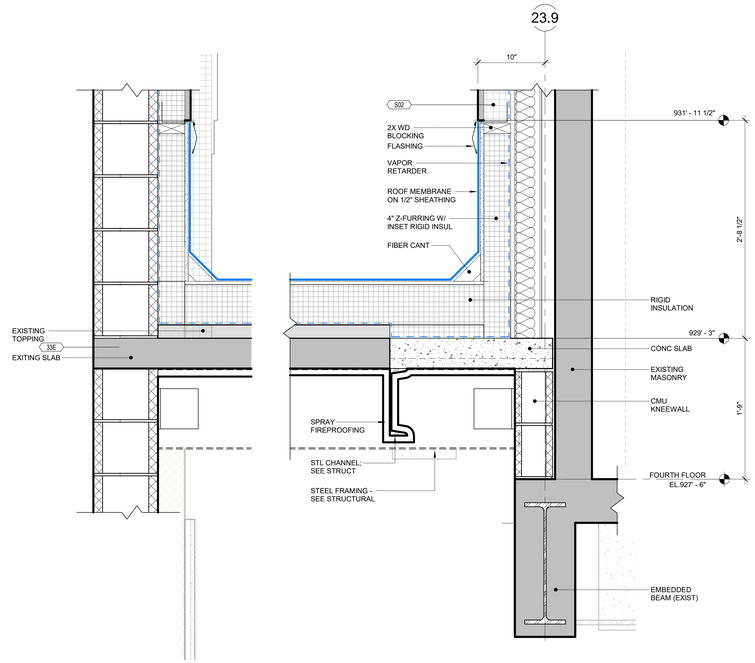

3 EXHAUST AREAWAY - CROSS SECTION AT SLAB INFILL
1 1/2" = 1'-0"

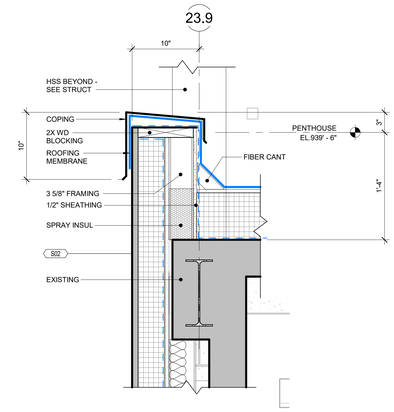

1A EXHAUST AREAWAY - EAST PARAPET
1 1/2" = 1'-0"

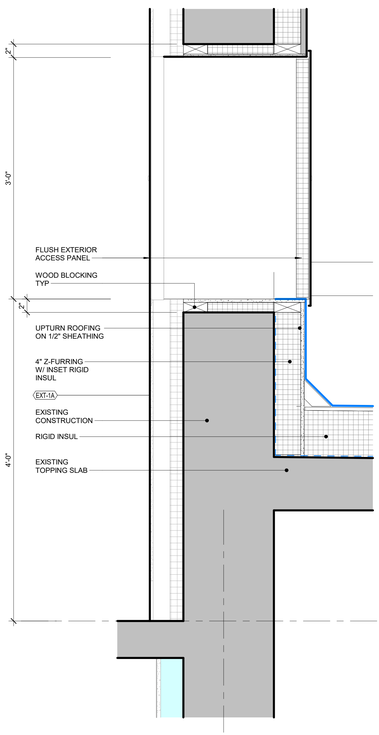

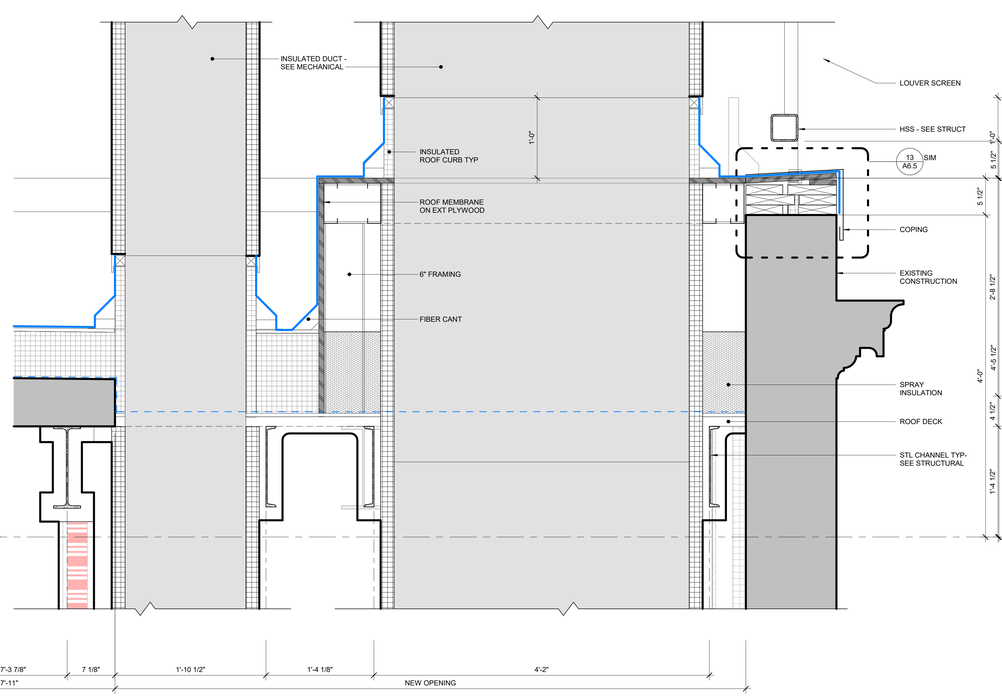

2 EXHAUST AREAWAY - LONG SECTION AT DUCT PENETRATIONS
1 1/2" = 1'-0"

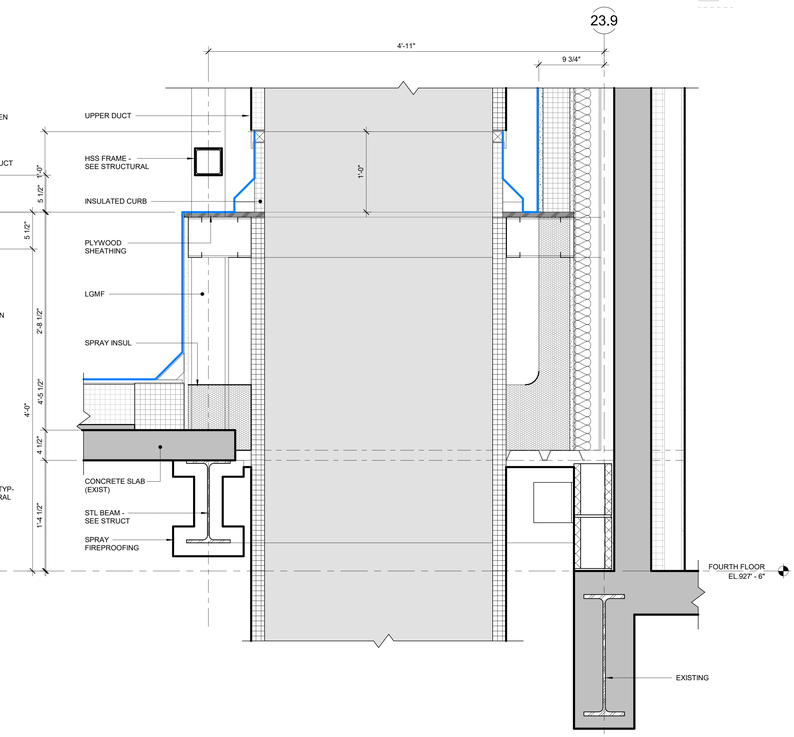

1 EXHAUST AREAWAY - CROSS SECTION AT SUPPLY DUCT
1 1/2" = 1'-0"

RENOVATE PLANT SCIENCE
BUILDING - PHASE 2
SUCF Project No. 161026-00

236 Tower Road
Ithaca, NY 14853

Cornell CALS College of Agriculture and Life Sciences

SUNY State University Construction Fund

Ellenzweig Architecture | Planning	230 Congress Street Boston, MA 02110 T 617 491-5575
Ryan Biggs Clark Davis Structural Engineers	257 Ushers Road Clifton Park, NY 12065 T 518 406-5506
Salas O'Brien Consulting & Engineering Group of NY, Inc. Mechanical Engineers	300 Trolley Blvd. Rochester, NY 14606 T 585 288-5590
Jade Stone Engineering Electrical Engineers	444 Vanduzee St. Watertown, NY 13601 T 315 836 4062
Watson Engineering Plumbing	4500 State Route 434 Apalachin, NY 13732 T 607 223-4334
DM Engineers Fire Protection Engineers	1007 Yonkers Ave Yonkers, NY 10704 T 929 333-2339
Bell & Spina Building Envelope	215 Wyoming Street S Syracuse, NY 13204 T 315 488-0377
Environ. Design & Research Historic Preservation, Landscape, Civil Engineering	217 Montgomery St, Suite 1000 Syracuse, NY 13202 T 315 471-0688
Schuler Shook Lighting Design	240 W 40th Street, 2nd Floor New York, NY 10018 T 212 439-5650
D2D Green Design Sustainability PH2	10 Hallenbeck Hill East Greenbush, NY 12061 T 518 729-2967
Shen Milsom & Wilke Acoustics, IT, AV, Security	417 Fifth Avenue New York, NY 10016 T 212 725-6800
Watts Architects & Engineers Asbestos, Haz Mat	95 Perry Street, Suite 300 Buffalo, NY 14203 T 716 206-5122
Hastings Consulting Building Code	142 Hanlon Rd Holliston, MA 01746 T 508 397-8417
Ellana Cost Consulting	32 Broadway, Suite 801 New York, NY 10004 T 212971-0936

Notes:

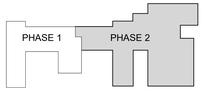

Keyplan

Job Number 31909.00
Drawing By TM
Checked By Checker
Filename
Date August 31, 2026

Revisions

HEADHOUSE EAST - EXTERIOR DETAILS

REGISTERED ARCHITECT
JOHN VINCENT RUSSO
022901-1
STATE OF NEW YORK

BID DOCUMENTS
Scale: 1 1/2" = 1'-0"

A6.45

2024 Ellenzweig ©

Autodesk Docs://31909 SUCF Cornell Plant Science/31909_Cornell PSB_Arch_R23.rvt
10/8/2026 6:40:40 PM

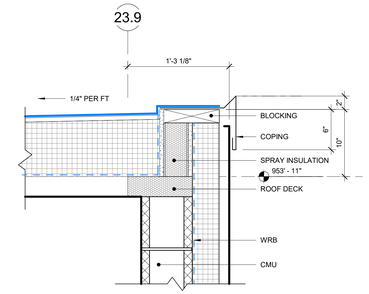

2 MACHINE ROOM AT GRAVELSTOP
1 1/2" = 1'-0"

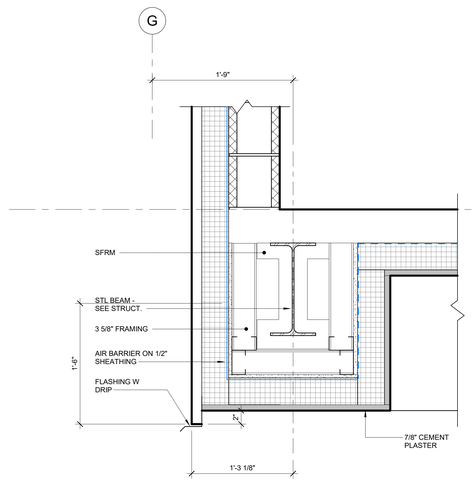

4 MACHINE ROOM AT NORTH BEAM COVER
1 1/2" = 1'-0"

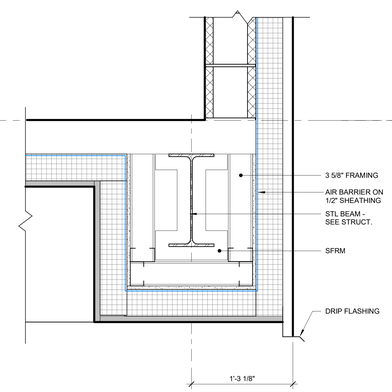

3 MACHINE ROOM AT SOUTH BEAM COVER
1 1/2" = 1'-0"

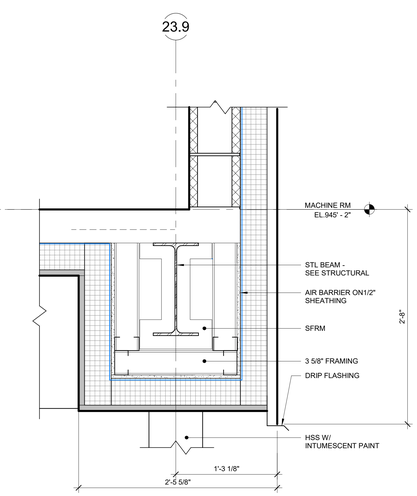

1 MACHINE ROOM AT EAST BEAM COVER
1 1/2" = 1'-0"

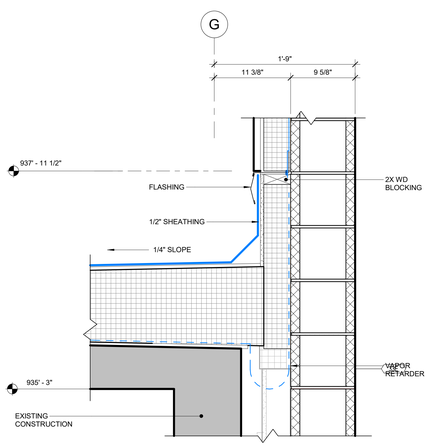

5 HEADHOUSE EAST - HOISTWAY AT ROOF
1 1/2" = 1'-0"

RENOVATE PLANT SCIENCE BUILDING - PHASE 2
SUCF Project No. 161026-00

236 Tower Road
Ithaca, NY 14853

Cornell CALS College of Agriculture and Life Sciences

SUNY State University Construction Fund

Ellenzweig Architecture | Planning	230 Congress Street Boston, MA 02110 T 617 491-5575
Ryan Biggs Clark Davis Structural Engineers	257 Ushers Road Clifton Park, NY 12065 T 518 406-5506
Salas O'Brien Consulting & Engineering Group of NY, Inc. Mechanical Engineers	300 Trolley Blvd. Rochester, NY 14606 T 585 288-5590
Jade Stone Engineering Electrical Engineers	444 Vanduzee St. Watertown, NY 13601 T 315 836 4062
Watson Engineering Plumbing	4500 State Route 434 Apalachin, NY 13732 T 607 223-4334
DM Engineers Fire Protection Engineers	1007 Yonkers Ave Yonkers, NY 10704 T 929 333-2339
Bell & Spina Building Envelope	215 Wyoming Street S Syracuse, NY 13204 T 315 488-0377
Environ. Design & Research Historic Preservation, Landscape, Civil Engineering	217 Montgomery St, Suite 1000 Syracuse, NY 13202 T 315 471-0688
Schuler Shook Lighting Design	240 W 40th Street, 2nd Floor New York, NY 10018 T 212 439-5650
D2D Green Design Sustainability PH2	10 Hallenbeck Hill East Greenbush, NY 12061 T 518 729-2967
Shen Milsom & Wilke Acoustics, IT, AV, Security	417 Fifth Avenue New York, NY 10016 T 212 725-6800
Watts Architects & Engineers Asbestos, Haz Mat	95 Perry Street, Suite 300 Buffalo, NY 14203 T 716 206-5122
Hastings Consulting Building Code	142 Hanlon Rd Holliston, MA 01746 T 508 397-8417
Ellana Cost Consulting	32 Broadway, Suite 801 New York, NY 10004 T 212971-0936

Notes:

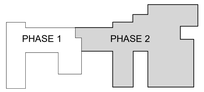

Keyplan

Job Number	31909.00
Drawing By	TM
Checked By	Checker
Filename	
Date	August 31, 2026

Revisions

HEADHOUSE EAST - EXTERIOR DETAILS

REGISTERED ARCHITECT JAMES ROBERT BIGGS 022901-1 STATE OF NEW YORK

BID DOCUMENTS
Scale: 1 1/2" = 1'-0"

A6.46

2024 Ellenzweig ©

10/8/2026 6:40:51 PM
Autodesk Docs://31909 SUCF Cornell Plant Science/31909_Cornell PSB_Arch_R23.rvt

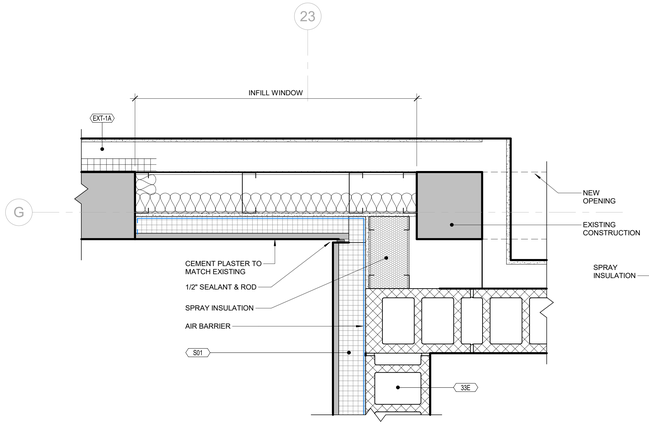

4 EAST HEADHOUSE - WEST HOISTWAY WALL
1 1/2" = 1'-0"

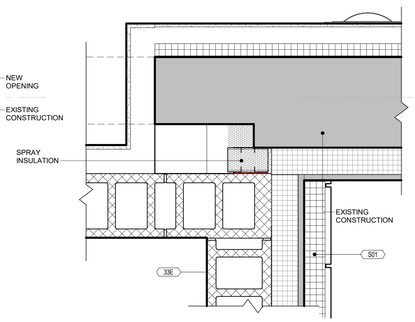

3 EAST HEADHOUSE - EAST HOISTWAY WALL
1 1/2" = 1'-0"

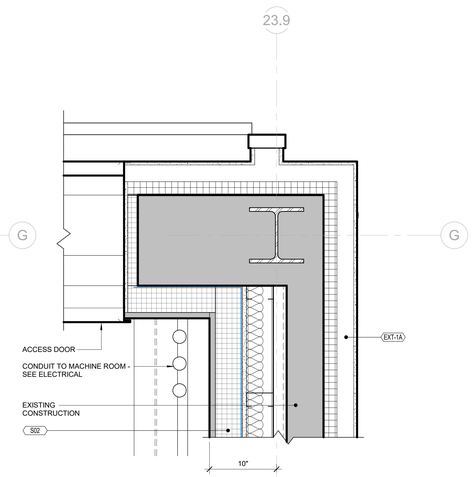

2 EAST HEADHOUSE - EAST EXISTING WALL
1 1/2" = 1'-0"

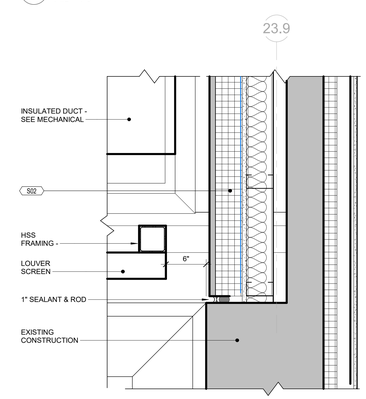

1 EAST HEADHOUSE - EAST EXISTING WALL AT SUPPLY DUCT
1 1/2" = 1'-0"

RENOVATE PLANT SCIENCE BUILDING - PHASE 2
SUCF Project No. 161026-00

236 Tower Road
Ithaca, NY 14853

Cornell CALS College of Agriculture and Life Sciences

SUNY State University Construction Fund

Ellenzweig Architecture | Planning	230 Congress Street Boston, MA 02110 T 617 491-5575
Ryan Biggs Clark Davis Structural Engineers	257 Ushers Road Clifton Park, NY 12065 T 518 406-5506
Salas O'Brien Consulting & Engineering Group of NY, Inc. Mechanical Engineers	300 Trolley Blvd. Rochester, NY 14606 T 585 288-5590
Jade Stone Engineering Electrical Engineers	444 Vanduzee St. Watertown, NY 13601 T 315 836 4062
Watson Engineering Plumbing	4500 State Route 434 Apalachin, NY 13732 T 607 223-4334
DM Engineers Fire Protection Engineers	1007 Yonkers Ave Yonkers, NY 10704 T 929 333-2339
Bell & Spina Building Envelope	215 Wyoming Street S Syracuse, NY 13204 T 315 488-0377
Environ. Design & Research Historic Preservation, Landscape, Civil Engineering	217 Montgomery St, Suite 1000 Syracuse, NY 13202 T 315 471-0688
Schuler Shook Lighting Design	240 W 40th Street, 2nd Floor New York, NY 10018 T 212 439-5650
D2D Green Design Sustainability PH2	10 Hallenbeck Hill East Greenbush, NY 12061 T 518 729-2967
Shen Milsom & Wilke Acoustics, IT, AV, Security	417 Fifth Avenue New York, NY 10016 T 212 725-6800
Watts Architects & Engineers Asbestos, Haz Mat	95 Perry Street, Suite 300 Buffalo, NY 14203 T 716 206-5122
Hastings Consulting Building Code	142 Hanlon Rd Holliston, MA 01746 T 508 397-8417
Ellana Cost Consulting	32 Broadway, Suite 801 New York, NY 10004 T 212971-0936

Notes:

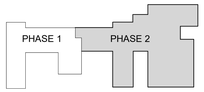

Keyplan

Job Number 31909.00
Drawing By TM
Checked By Checker
Filename
Date August 31, 2026

Revisions

HEADHOUSE EAST - EXTERIOR DETAILS

BID DOCUMENTS
Scale: 1 1/2" = 1'-0"

A6.47

2024 Ellenzweig ©

10/8/2026 6:40:58 PM
Autodesk Docs://31909 SUCF Cornell Plant Sciences/31909_Cornell PSB_Arch_R23.rvt

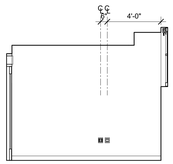

15 TYP. FOURTH FLOOR OFFICE SIDE WALL ELEVATION - 02
1/4" = 1'-0"

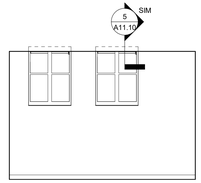

17 TYP. FOURTH FLOOR OFFICE WINDOW WALL
1/4" = 1'-0"

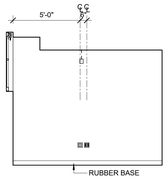

18 TYP. FOURTH FLOOR OFFICE SIDE WALL ELEVATION - 01
1/4" = 1'-0"

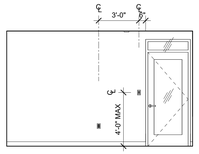

16 TYP. FOURTH FLOOR OFFICE CORRIDOR WALL
1/4" = 1'-0"

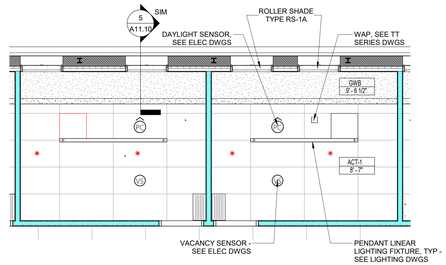

14 TYP. FOURTH FLOOR OFFICES RCP
1/4" = 1'-0"

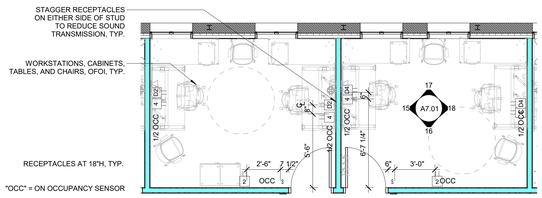

13 TYP. FOURTH FLOOR OFFICES PLAN
1/4" = 1'-0"

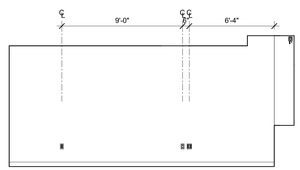

12 TYP. FAC OFFCE SIDE WALL ELEVATION - 02
1/4" = 1'-0"

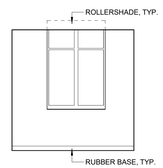

11 TYP. FAC. OFFICE WINDOW WALL
1/4" = 1'-0"

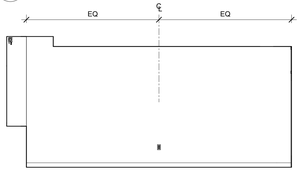

10 TYP. FAC OFFCE SIDE WALL ELEVATION - 01
1/4" = 1'-0"

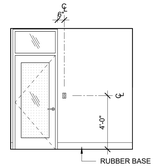

9 TYP FAC. OFFICE CORRIDOR WALL
1/4" = 1'-0"

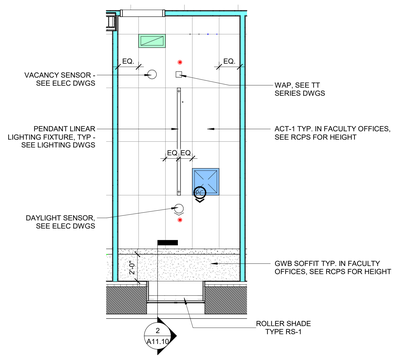

8 TYP FACULTY OFFICES RCP
1/4" = 1'-0"

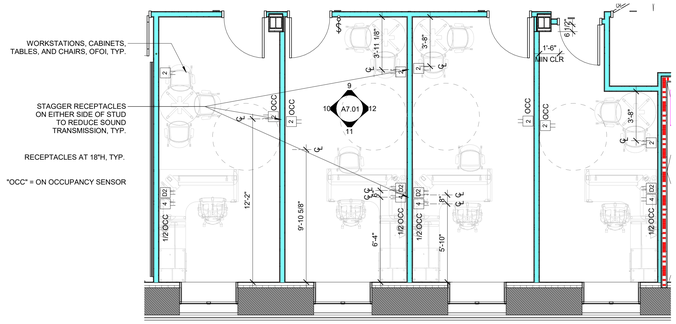

7 TYP FACULTY OFFICES PLAN
1/4" = 1'-0"

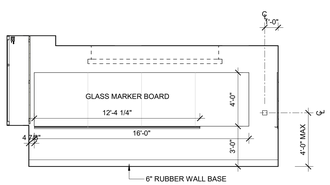

6 20P GENERAL ASSIGNMENT CLASSROOM - WEST ELEVATION
1/4" = 1'-0"

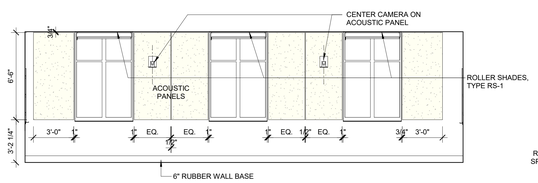

5 20P GENERAL ASSIGNMENT CLASSROOM - SOUTH ELEVATION
1/4" = 1'-0"

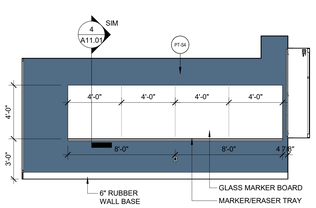

4 20P GENERAL ASSIGNMENT CLASSROOM - EAST ELEVATION
1/4" = 1'-0"

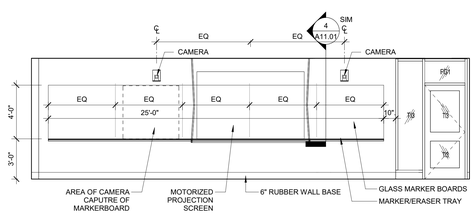

3 20P GENERAL ASSIGNMENT CLASSROOM - NORTH ELEVATION
1/4" = 1'-0"

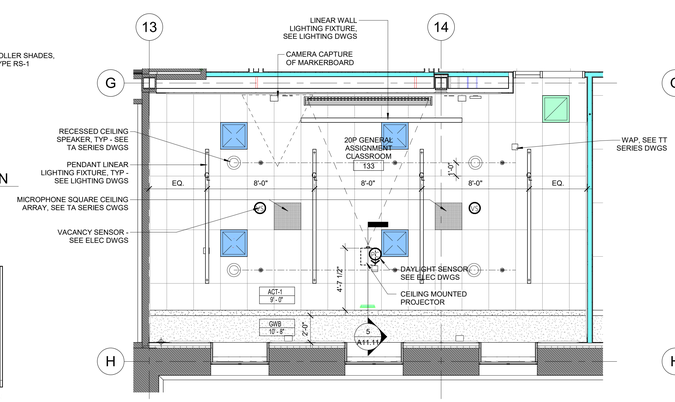

2 20P GENERAL ASSIGNMENT CLASSROOM 133 - REFLECTED CEILING PLAN
1/4" = 1'-0"

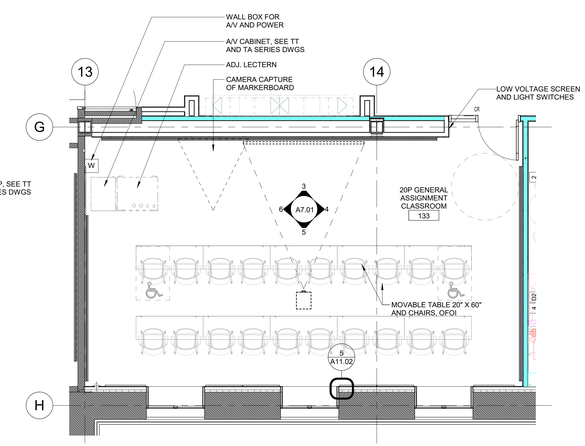

1 20P GENERAL ASSIGNMENT CLASSROOM 133 - ENLARGED PLAN
1/4" = 1'-0"

RENOVATE PLANT SCIENCE BUILDING - PHASE 2
SUCF Project No. 161026-00
236 Tower Road
Ithaca, NY 14853

Cornell CALS College of Agriculture and Life Sciences
SUNY State University Construction Fund

Ellenzweig Architecture | Planning	230 Congress Street Boston, MA 02110 T 617 491-5575
Ryan Biggs Clark Davis Structural Engineers	257 Ushers Road Clifton Park, NY 12065 T 518 406-5506
Salas O'Brien Consulting & Engineering Group of NY, Inc. Mechanical Engineers	300 Trolley Blvd. Rochester, NY 14606 T 585 288-5590
Jade Stone Engineering Electrical Engineers	444 Vanduzee St. Watertown, NY 13601 T 315 836 4062
Watson Engineering Plumbing	4500 State Route 434 Apalachin, NY 13732 T 607 223-4334
DM Engineers Fire Protection Engineers	1007 Yonkers Ave Yonkers, NY 10704 T 929 333-2339
Bell & Spina Building Envelope	215 Wyoming Street S Syracuse, NY 13204 T 315 488-0377
Environ. Design & Research Historic Preservation, Landscape, Civil Engineering	217 Montgomery St, Suite 1000 Syracuse, NY 13202 T 315 471-0688
Schuler Shook Lighting Design	240 W 40th Street, 2nd Floor New York, NY 10018 T 212 439-5650
D2D Green Design Sustainability PH2	10 Hallenbeck Hill East Greenbush, NY 12061 T 518 729-2967
Shen Milsom & Wilke Acoustics, IT, AV, Security	417 Fifth Avenue New York, NY 10016 T 212 725-6800
Watts Architects & Engineers Asbestos, Haz Mat	95 Perry Street, Suite 300 Buffalo, NY 14203 T 716 206-5122
Hastings Consulting Building Code	142 Hanlon Rd Holliston, MA 01746 T 508 397-8417
Ellana Cost Consulting	32 Broadway, Suite 801 New York, NY 10004 T 212971-0936

Notes:

WALL PAINT LEGEND

PT-F1	ACCENT PAINT COLOR (EGGSHELL) - OLIVE GREEN
PT-F4	ACCENT PAINT COLOR (EGGSHELL) - ORANGE
PT-S1	ACCENT PAINT COLOR (EGGSHELL) LIGHT GREEN
PT-S2	ACCENT PAINT COLOR (EGGSHELL) - YELLOW
PT-S3	ACCENT PAINT COLOR (EGGSHELL) - ROSE
PT-S4	ACCENT PAINT COLOR (EGGSHELL) - BLUE
PT-S5	ACCENT PAINT COLOR (EGGSHELL) - AQUA
PT-S6	ACCENT PAINT COLOR (EGGSHELL) - GRAY
GWP-##	GRAPHIC WALLPAPER

Job Number 31909.00
Drawing By BF
Checked By Checker
Filename
Date August 31, 2026

Revisions

ENLARGED PLANS AND VIEWS - GENERAL ASSIGNMENT CLASSROOM 133 & TYP. OFFICES - PHASE 2

REGISTERED ARCHITECT JAMES VINCENT RUSSO 022901-1 STATE OF NEW YORK

BID DOCUMENTS
Scale: As indicated

A7.01

2024 Ellenzweig ©

10/13/2025 11:24:10 PM
Autodesk Docs://31909 SUCF Cornell Plant Science/31909_Cornell PSB_Arch_R23.rvt

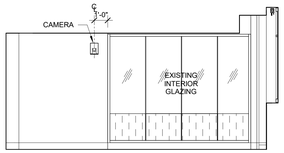

12 LARGE MEETING ROOM 340 - WEST ELEVATION
1/4" = 1'-0"

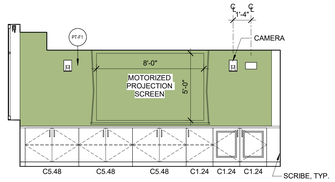

11 LARGE MEETING ROOM 340 - EAST ELEVATION
1/4" = 1'-0"

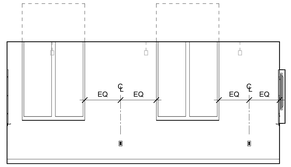

6 SMALL MEETING ROOM 225 - SOUTH ELEVATION
1/4" = 1'-0"

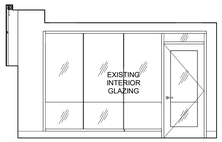

18 SMALL MEETING ROOM 435 - WEST ELEVATION
1/4" = 1'-0"

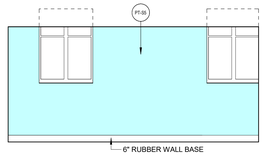

17 SMALL MEETING ROOM 435 - SOUTH ELEVATION
1/4" = 1'-0"

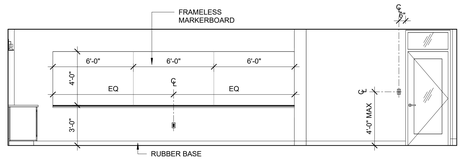

10 LARGE MEETING ROOM 340 - SOUTH ELEVATION
1/4" = 1'-0"

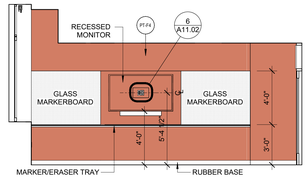

5 SMALL MEETING ROOM 225 - WEST ELEVATION
1/4" = 1'-0"

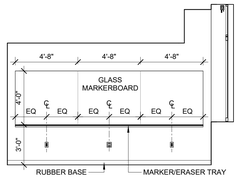

4 SMALL MEETING ROOM 225 - EAST ELEVATION
1/4" = 1'-0"

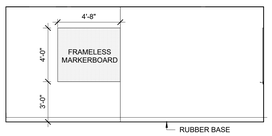

15 SMALL MEETING ROOM 435 - NORTH ELEVATION
1/4" = 1'-0"

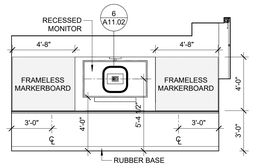

16 SMALL MEETING ROOM 435 - EAST ELEVATION
1/4" = 1'-0"

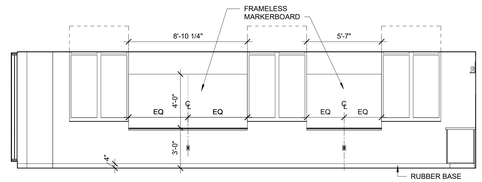

9 LARGE MEETING ROOM 340 - NORTH ELEVATION
1/4" = 1'-0"

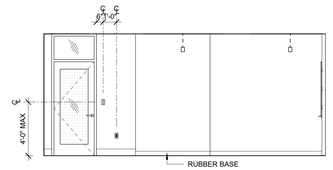

3 SMALL MEETING ROOM 225 - NORTH ELEVATION
1/4" = 1'-0"

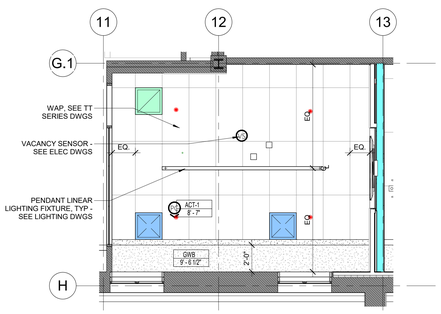

14 FOURTH FLOOR - SMALL MEETING ROOM 435 - RCP
1/4" = 1'-0"

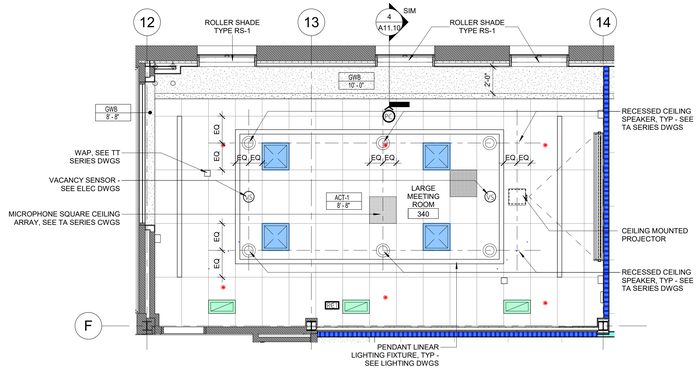

8 THIRD FLOOR - LARGE MEETING ROOM 340 - RCP
1/4" = 1'-0"

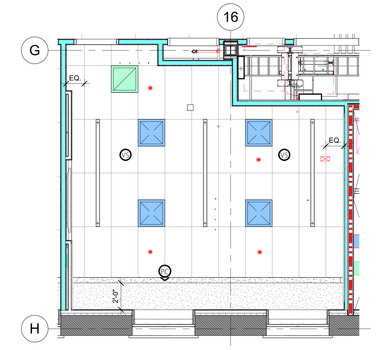

2 SECOND FLOOR - SMALL MEETING ROOM 225 - RCP
1/4" = 1'-0"

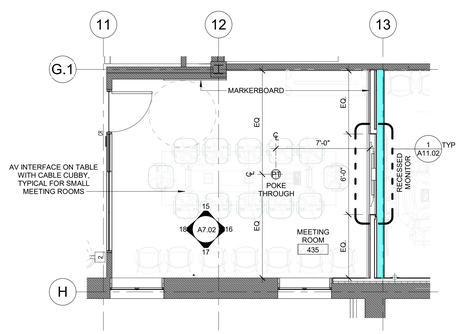

13 FOURTH FLOOR - SMALL MEETING ROOM 435 - FLOOR PLAN
1/4" = 1'-0"

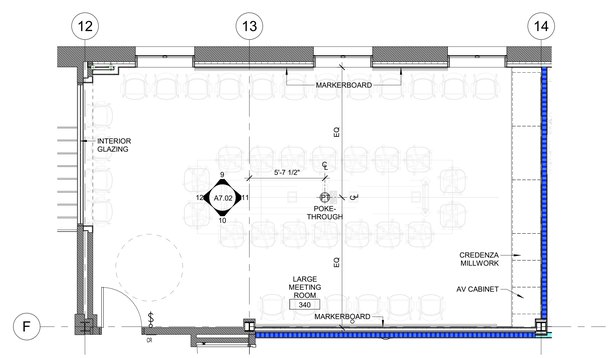

7 THIRD FLOOR - LARGE MEETING ROOM 340 - FLOOR PLAN
1/4" = 1'-0"

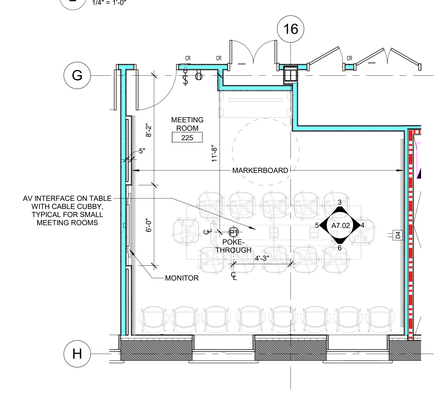

1 SECOND FLOOR - SMALL MEETING ROOM 225 - FLOOR PLAN
1/4" = 1'-0"

10/13/2026 10:38:48 PM

Autodesk Docs://31909 SUCF Cornell Plant Science/31909_Cornell PSB_Arch_R23.rvt

RENOVATE PLANT SCIENCE BUILDING - PHASE 2

SUCF Project No. 161026-00

236 Tower Road
Ithaca, NY 14853

Cornell CALS College of Agriculture and Life Sciences

SUNY State University Construction Fund

Ellenzweig Architecture | Planning	230 Congress Street Boston, MA 02110 T 617 491-5575
Ryan Biggs Clark Davis Structural Engineers	257 Ushers Road Clifton Park, NY 12065 T 518 406-5506
Salas O'Brien Consulting & Engineering Group of NY, Inc. Mechanical Engineers	300 Trolley Blvd. Rochester, NY 14606 T 585 288-5590
Jade Stone Engineering Electrical Engineers	444 Vanduzee St. Watertown, NY 13601 T 315 836 4062
Watson Engineering Plumbing	4500 State Route 434 Apalachin, NY 13732 T 607 223-4334
DM Engineers Fire Protection Engineers	1007 Yonkers Ave Yonkers, NY 10704 T 929 333-2339
Bell & Spina Building Envelope	215 Wyoming Street S Syracuse, NY 13204 T 315 488-0377
Environ. Design & Research Historic Preservation, Landscape, Civil Engineering	217 Montgomery St, Suite 1000 Syracuse, NY 13202 T 315 471-0688
Schuler Shook Lighting Design	240 W 40th Street, 2nd Floor New York, NY 10018 T 212 439-5650
D2D Green Design Sustainability PH2	10 Hallenbeck Hill East Greenbush, NY 12061 T 518 729-2967
Shen Milsom & Wilke Acoustics, IT, AV, Security	417 Fifth Avenue New York, NY 10016 T 212 725-6800
Watts Architects & Engineers Asbestos, Haz Mat	95 Perry Street, Suite 300 Buffalo, NY 14203 T 716 206-5122
Hastings Consulting Building Code	142 Hanlon Rd Holliston, MA 01746 T 508 397-8417
Ellana Cost Consulting	32 Broadway, Suite 801 New York, NY 10004 T 212971-0936

Notes:

WALL PAINT LEGEND

	PT-F1	ACCENT PAINT COLOR (EGGSHELL) - OLIVE GREEN
	PT-F4	ACCENT PAINT COLOR (EGGSHELL) - ORANGE
	PT-S1	ACCENT PAINT COLOR (EGGSHELL) LIGHT GREEN
	PT-S2	ACCENT PAINT COLOR (EGGSHELL) - YELLOW
	PT-S3	ACCENT PAINT COLOR (EGGSHELL) - ROSE
	PT-S4	ACCENT PAINT COLOR (EGGSHELL) - BLUE
	PT-S5	ACCENT PAINT COLOR (EGGSHELL) - AQUA
	PT-S6	ACCENT PAINT COLOR (EGGSHELL) - GRAY
	GWP-##	GRAPHIC WALLPAPER

Job Number	31909.00
Drawing By	BF
Checked By	Checker
Filename	
Date	August 31, 2026

Revisions

ENLARGED PLANS AND VIEWS - MEETING ROOMS

REGISTERED ARCHITECT JOHN VINCENT BIGGS 022991-1 STATE OF NEW YORK

BID DOCUMENTS
Scale: As indicated

A7.02

2024 Ellenzweig ©

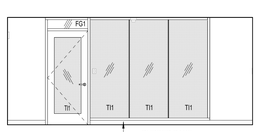

14 BIO-DIVERSITY HUB WORKSPACE - WEST ELEVATION
1/4" = 1'-0"

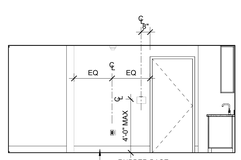

10 BIO-DIVERSITY HUB LOUNGE - WEST ELEVATION
1/4" = 1'-0"

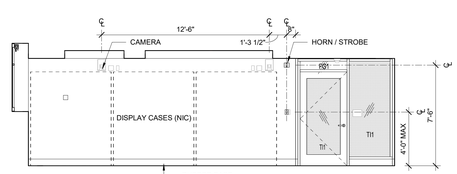

6 FOURTH FLOOR - BIO-DIVERSITY HUB - WEST ELEVATION
1/4" = 1'-0"

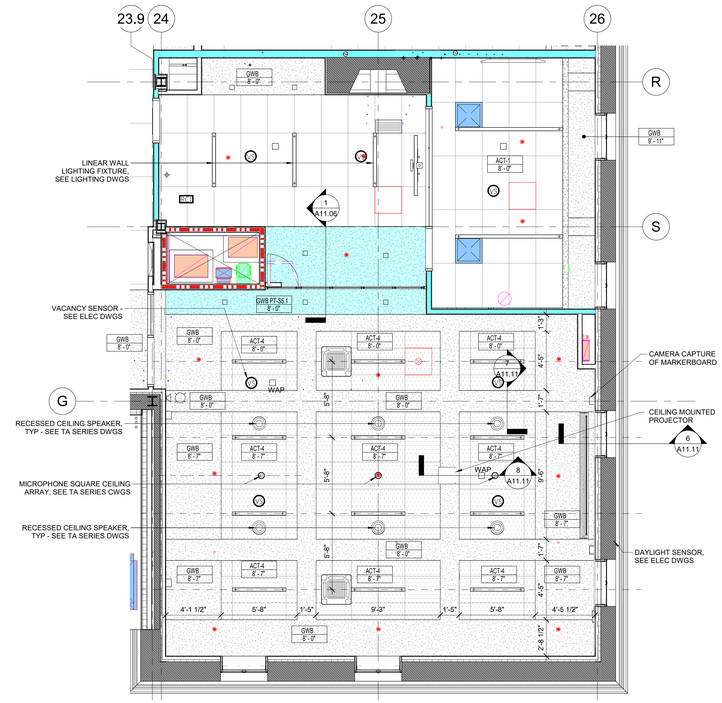

2 PHASE 2 FOURTH FLOOR REFLECTED CEILING PLAN - BIO-DIVERSITY HUB
1/4" = 1'-0"

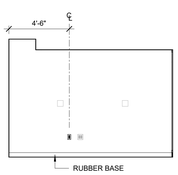

13 BIO-DIVERSITY HUB WORKSPACE - SOUTH ELEVATION
1/4" = 1'-0"

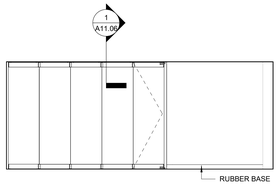

9 BIO-DIVERSITY HUB LOUNGE - SOUTH ELEVATION
1/4" = 1'-0"

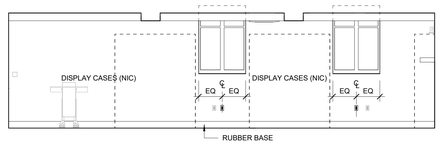

5 FOURTH FLOOR - BIO-DIVERSITY HUB - SOUTH ELEVATION
1/4" = 1'-0"

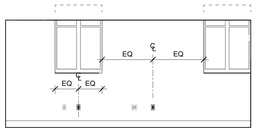

12 BIO-DIVERSITY HUB WORKSPACE - EAST ELEVATION
1/4" = 1'-0"

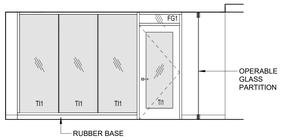

8 BIO-DIVERSITY HUB LOUNGE - EAST ELEVATION
1/4" = 1'-0"

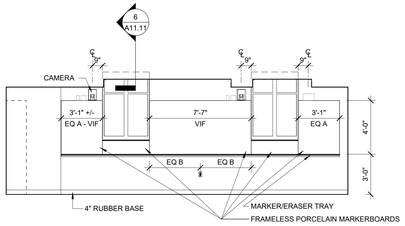

4 FOURTH FLOOR - BIO-DIVERSITY HUB - EAST ELEVATION
1/4" = 1'-0"

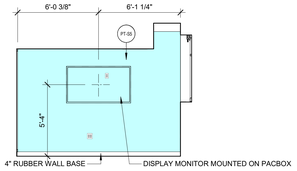

11 BIO-DIVERSITY HUB WORKSPACE - NORTH ELEVATION
1/4" = 1'-0"

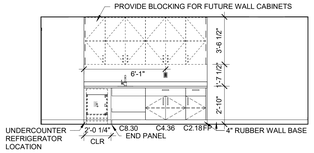

7 BIO-DIVERSITY HUB LOUNGE - NORTH ELEVATION
1/4" = 1'-0"

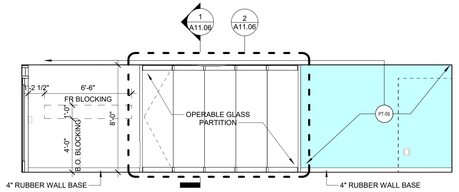

3 FOURTH FLOOR - BIO-DIVERSITY HUB - NORTH ELEVATION
1/4" = 1'-0"

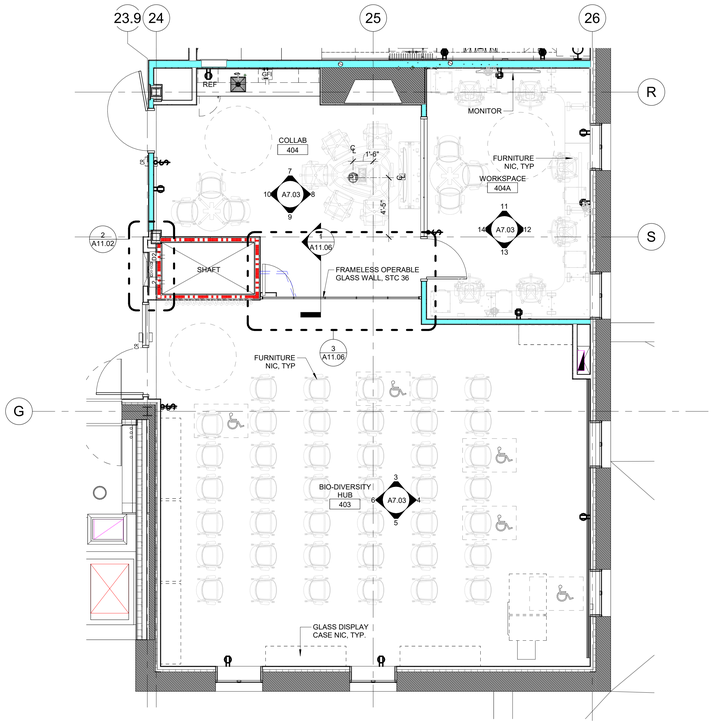

1 PHASE 2 FOURTH FLOOR - BIO-DIVERSITY HUB
1/4" = 1'-0"

RENOVATE PLANT SCIENCE BUILDING - PHASE 2
SUCF Project No. 161026-00

236 Tower Road
Ithaca, NY 14853

Cornell CALS College of Agriculture and Life Sciences

SUNY State University Construction Fund

Ellenzweig Architecture | Planning	230 Congress Street Boston, MA 02110 T 617 491-5575
Ryan Biggs Clark Davis Structural Engineers	257 Ushers Road Clifton Park, NY 12065 T 518 406-5506
Salas O'Brien Consulting & Engineering Group of NY, Inc. Mechanical Engineers	300 Trolley Blvd. Rochester, NY 14606 T 585 288-5590
Jade Stone Engineering Electrical Engineers	444 Vanduzee St. Watertown, NY 13601 T 315 836 4062
Watson Engineering Plumbing	4500 State Route 434 Apalachin, NY 13732 T 607 223-4334
DM Engineers Fire Protection Engineers	1007 Yonkers Ave Yonkers, NY 10704 T 929 333-2339
Bell & Spina Building Envelope	215 Wyoming Street S Syracuse, NY 13204 T 315 488-0377
Environ. Design & Research Historic Preservation, Landscape, Civil Engineering	217 Montgomery St, Suite 1000 Syracuse, NY 13202 T 315 471-0688
Schuler Shook Lighting Design	240 W 40th Street, 2nd Floor New York, NY 10018 T 212 439-5650
D2D Green Design Sustainability PH2	10 Hallenbeck Hill East Greenbush, NY 12061 T 518 729-2967
Shen Milsom & Wilke Acoustics, IT, AV, Security	417 Fifth Avenue New York, NY 10016 T 212 725-6800
Watts Architects & Engineers Asbestos, Haz Mat	95 Perry Street, Suite 300 Buffalo, NY 14203 T 716 206-5122
Hastings Consulting Building Code	142 Hanlon Rd Holliston, MA 01746 T 508 397-8417
Ellana Cost Consulting	32 Broadway, Suite 801 New York, NY 10004 T 212971-0936

Notes:

WALL PAINT LEGEND

	PT-F1	ACCENT PAINT COLOR (EGGSHELL) - OLIVE GREEN
	PT-F4	ACCENT PAINT COLOR (EGGSHELL) - ORANGE
	PT-S1	ACCENT PAINT COLOR (EGGSHELL) LIGHT GREEN
	PT-S2	ACCENT PAINT COLOR (EGGSHELL) - YELLOW
	PT-S3	ACCENT PAINT COLOR (EGGSHELL) - ROSE
	PT-S4	ACCENT PAINT COLOR (EGGSHELL) - BLUE
	PT-S5	ACCENT PAINT COLOR (EGGSHELL) - AQUA
	PT-S6	ACCENT PAINT COLOR (EGGSHELL) - GRAY
	GWP-##	GRAPHIC WALLPAPER

Job Number	31909.00
Drawing By	BF
Checked By	Checker
Filename	
Date	August 31, 2026

Revisions

ENLARGED PLANS AND VIEWS - BIO-DIVERSITY HUB

REGISTERED ARCHITECT VINCENT BERGIN 022991 STATE OF NEW YORK

BID DOCUMENTS
Scale: As indicated

A7.03

2024 Ellenzweig ©

10/8/2026 9:10:08 PM
Autodesk Docs://31909 SUCF Cornell Plant Science/31909_Cornell PSB_Arch_R23.rvt

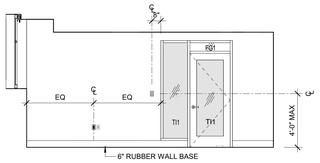

16 TEAM ROOM 431 - WEST ELEVATION
1/4" = 1'-0"



15 TEAM ROOM 431 - NORTH ELEVATION
1/4" = 1'-0"

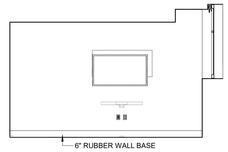

14 TEAM ROOM 431 - EAST ELEVATION
1/4" = 1'-0"

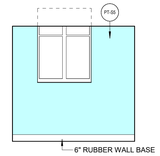

13 TEAM ROOM 431 - SOUTH ELEVATION
1/4" = 1'-0"

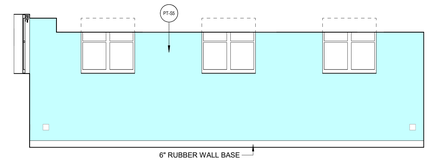

6 COMPUTATIONAL LAB 416 - EAST ELEVATION
1/4" = 1'-0"

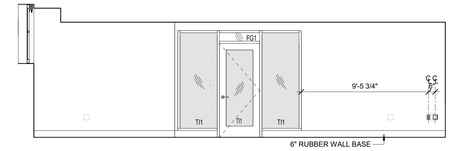

5 COMPUTATIONAL LAB 416 - SOUTH ELEVATION
1/4" = 1'-0"

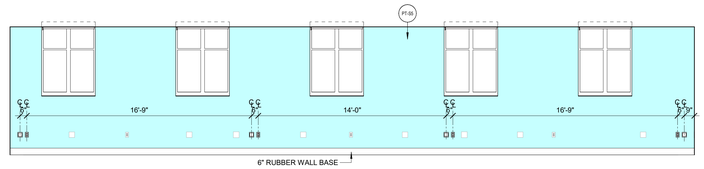

12 COMPUTATIONAL LAB 431 - SOUTH ELEVATION
1/4" = 1'-0"

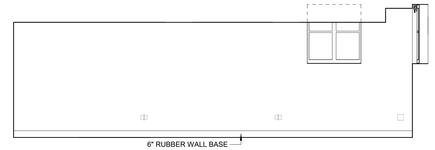

4 COMPUTATIONAL LAB 416 - WEST ELEVATION
1/4" = 1'-0"

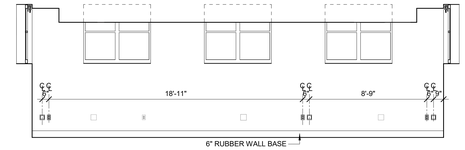

3 COMPUTATIONAL LAB 416 - NORTH ELEVATION
1/4" = 1'-0"

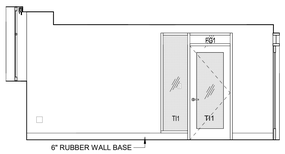

11 COMPUTATIONAL LAB 431 - WEST ELEVATION
1/4" = 1'-0"

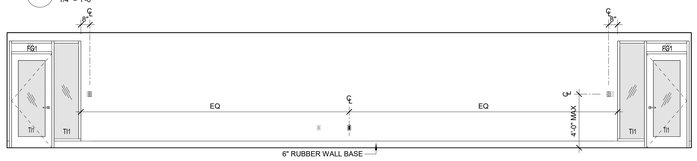

10 COMPUTATIONAL LAB 431 - NORTH ELEVATION
1/4" = 1'-0"

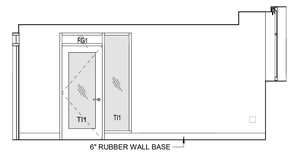

9 COMPUTATIONAL LAB 431 - EAST ELEVATION
1/4" = 1'-0"

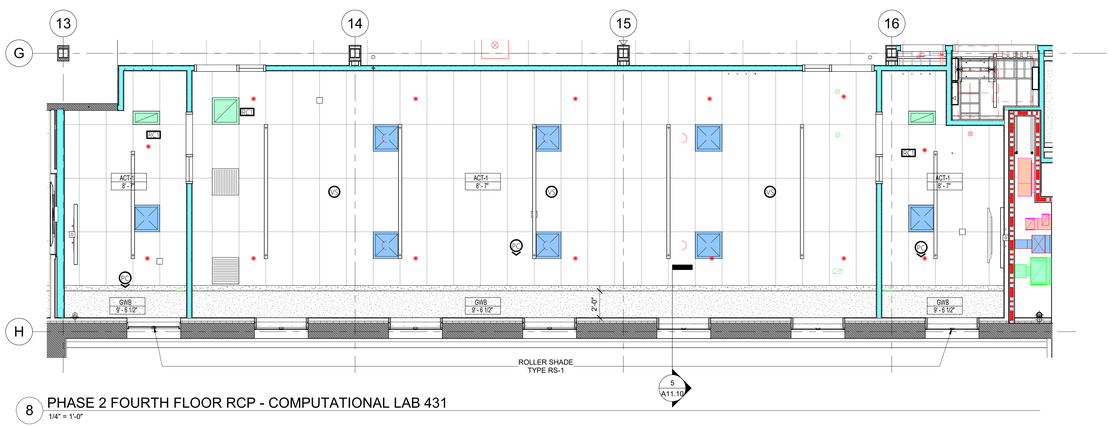

8 PHASE 2 FOURTH FLOOR RCP - COMPUTATIONAL LAB 431
1/4" = 1'-0"

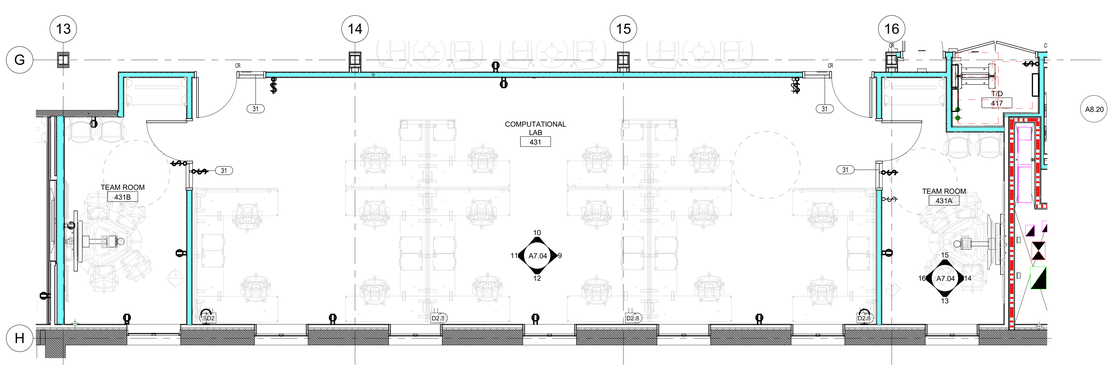

7 PHASE 2 FOURTH FLOOR - COMPUTATIONAL LAB 431 - ENLARGED PLAN
1/4" = 1'-0"

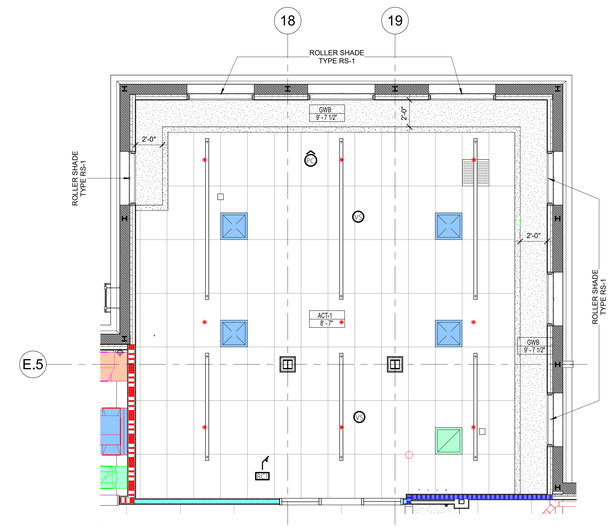

2 PHASE 2 FOURTH FLOOR RCP - COMPUTATIONAL LAB 416
1/4" = 1'-0"

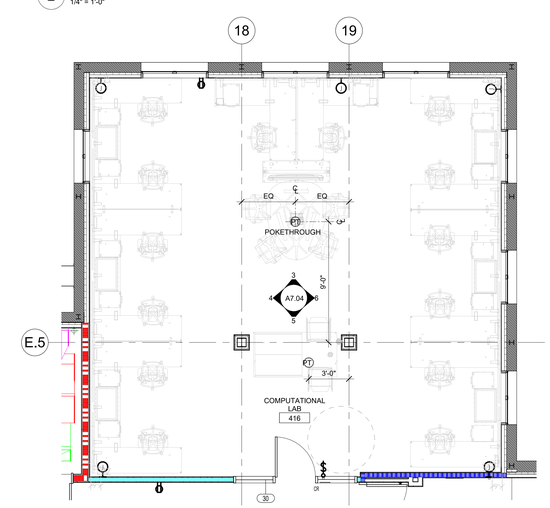

1 PHASE 2 FOURTH FLOOR - COMPUTATIONAL LAB 416 - ENLARGED PLAN
1/4" = 1'-0"

RENOVATE PLANT SCIENCE BUILDING - PHASE 2
SUCF Project No. 161026-00

236 Tower Road
Ithaca, NY 14853

Cornell CALS College of Agriculture and Life Sciences

SUNY State University Construction Fund

Ellenzweig Architecture | Planning	230 Congress Street Boston, MA 02110 T 617 491-5575
Ryan Biggs Clark Davis Structural Engineers	257 Ushers Road Clifton Park, NY 12065 T 518 406-5506
Salas O'Brien Consulting & Engineering Group of NY, Inc. Mechanical Engineers	300 Trolley Blvd. Rochester, NY 14606 T 585 288-5590
Jade Stone Engineering Electrical Engineers	444 Vanduzee St. Watertown, NY 13601 T 315 836 4062
Watson Engineering Plumbing	4500 State Route 434 Apalachin, NY 13732 T 607 223-4334
DM Engineers Fire Protection Engineers	1007 Yonkers Ave Yonkers, NY 10704 T 929 333-2339
Bell & Spina Building Envelope	215 Wyoming Street S Syracuse, NY 13204 T 315 488-0377
Environ. Design & Research Historic Preservation, Landscape, Civil Engineering	217 Montgomery St, Suite 1000 Syracuse, NY 13202 T 315 471-0688
Schuler Shook Lighting Design	240 W 40th Street, 2nd Floor New York, NY 10018 T 212 439-5650
D2D Green Design Sustainability PH2	10 Hallenbeck Hill East Greenbush, NY 12061 T 518 729-2967
Shen Milsom & Wilke Acoustics, IT, AV, Security	417 Fifth Avenue New York, NY 10016 T 212 725-6800
Watts Architects & Engineers Asbestos, Haz Mat	95 Perry Street, Suite 300 Buffalo, NY 14203 T 716 206-5122
Hastings Consulting Building Code	142 Hanlon Rd Holliston, MA 01746 T 508 397-8417
Ellana Cost Consulting	32 Broadway, Suite 801 New York, NY 10004 T 212971-0936

Notes:

WALL PAINT LEGEND

	PT-F1	ACCENT PAINT COLOR (EGGSHELL) - OLIVE GREEN
	PT-F4	ACCENT PAINT COLOR (EGGSHELL) - ORANGE
	PT-S1	ACCENT PAINT COLOR (EGGSHELL) LIGHT GREEN
	PT-S2	ACCENT PAINT COLOR (EGGSHELL) - YELLOW
	PT-S3	ACCENT PAINT COLOR (EGGSHELL) - ROSE
	PT-S4	ACCENT PAINT COLOR (EGGSHELL) - BLUE
	PT-S5	ACCENT PAINT COLOR (EGGSHELL) - AQUA
	PT-S6	ACCENT PAINT COLOR (EGGSHELL) - GRAY
	GWP-##	GRAPHIC WALLPAPER

Job Number	31909.00
Drawing By	BF
Checked By	Checker
Filename	
Date	August 31, 2026

Revisions

ENLARGED PLANS AND VIEWS - COMPUTATIONAL LABS - PHASE 2

BID DOCUMENTS
Scale: As indicated

A7.04

2024 Ellenzweig ©

10/8/2026 9:10:41 PM
Autodesk Docs://31909 SUCF Cornell Plant Sciences/31909_Cornell PSB_Arch_R23.rvt

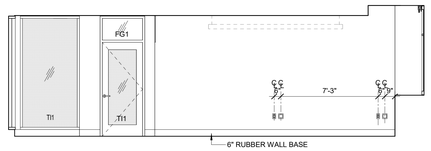

9 WRITE-UP SPACE A - WEST ELEVATION
1/4" = 1'-0"

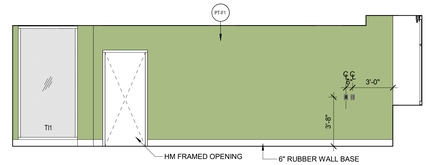

5 WRITE-UP SPACE B - WEST ELEVATION
1/4" = 1'-0"

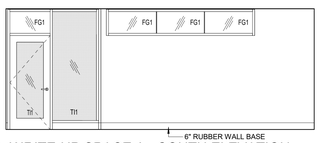

8 WRITE-UP SPACE A - SOUTH ELEVATION
1/4" = 1'-0"

4 WRITE-UP SPACE B - SOUTH ELEVATION
1/4" = 1'-0"

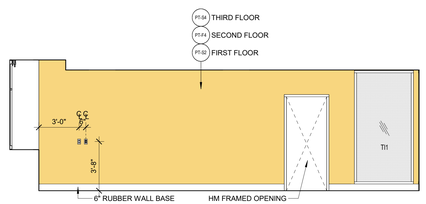

7 WRITE-UP SPACE A - EAST ELEVATION
1/4" = 1'-0"

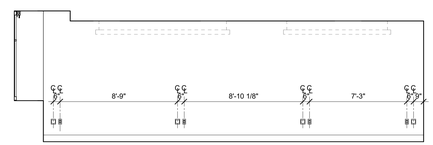

3 WRITE-UP SPACE B - EAST ELEVATION
1/4" = 1'-0"

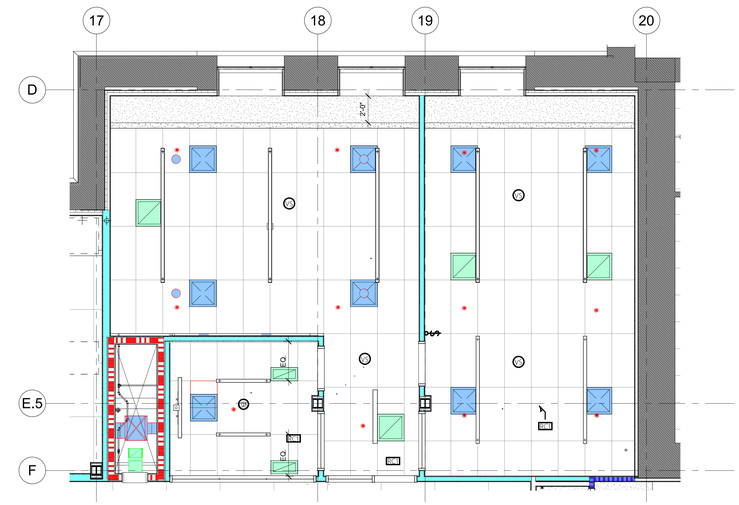

14 PHASE 2 WRITE-UP SPACE AND MEETING ROOM RCP - FIRST, SECOND, THIRD FLOORS
1/4" = 1'-0"

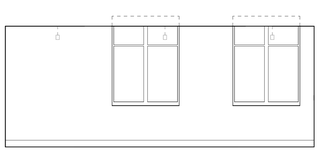

6 WRITE-UP SPACE A - NORTH ELEVATION
1/4" = 1'-0"

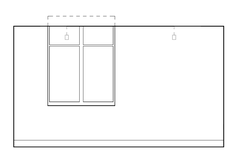

2 WRITE-UP SPACE B - NORTH ELEVATION
1/4" = 1'-0"

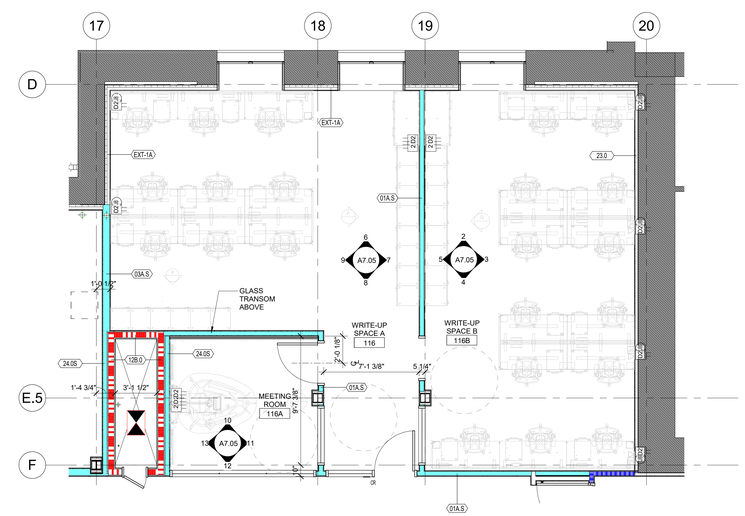

1 PHASE 2 WRITE UP SPACE AND MEETING ROOM - FIRST, SECOND, THIRD FLOORS
1/4" = 1'-0"

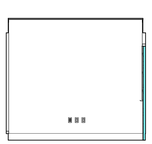

13 MEETING ROOM - WEST ELEVATION
1/4" = 1'-0"

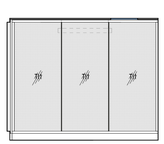

12 MEETING ROOM - SOUTH ELEVATION
1/4" = 1'-0"

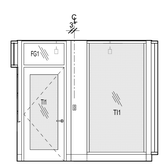

11 MEETING ROOM - EAST ELEVATION
1/4" = 1'-0"

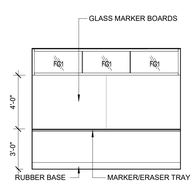

10 MEETING ROOM - NORTH ELEVATION
1/4" = 1'-0"

RENOVATE PLANT SCIENCE BUILDING - PHASE 2
SUCF Project No. 161026-00

236 Tower Road
Ithaca, NY 14853

Cornell CALS College of Agriculture and Life Sciences

SUNY State University Construction Fund

Ellenzweig Architecture | Planning	230 Congress Street Boston, MA 02110 T 617 491-5575
Ryan Biggs Clark Davis Structural Engineers	257 Ushers Road Clifton Park, NY 12065 T 518 406-5506
Salas O'Brien Consulting & Engineering Group of NY, Inc. Mechanical Engineers	300 Trolley Blvd. Rochester, NY 14606 T 585 288-5590
Jade Stone Engineering Electrical Engineers	444 Vanduzee St. Watertown, NY 13601 T 315 836 4062
Watson Engineering Plumbing	4500 State Route 434 Apalachin, NY 13732 T 607 223-4334
DM Engineers Fire Protection Engineers	1007 Yonkers Ave Yonkers, NY 10704 T 929 333-2339
Bell & Spina Building Envelope	215 Wyoming Street S Syracuse, NY 13204 T 315 488-0377
Environ. Design & Research Historic Preservation, Landscape, Civil Engineering	217 Montgomery St, Suite 1000 Syracuse, NY 13202 T 315 471-0688
Schuler Shook Lighting Design	240 W 40th Street, 2nd Floor New York, NY 10018 T 212 439-5650
D2D Green Design Sustainability PH2	10 Hallenbeck Hill East Greenbush, NY 12061 T 518 729-2967
Shen Milsom & Wilke Acoustics, IT, AV, Security	417 Fifth Avenue New York, NY 10016 T 212 725-6800
Watts Architects & Engineers Asbestos, Haz Mat	95 Perry Street, Suite 300 Buffalo, NY 14203 T 716 206-5122
Hastings Consulting Building Code	142 Hanlon Rd Holliston, MA 01746 T 508 397-8417
Ellana Cost Consulting	32 Broadway, Suite 801 New York, NY 10004 T 212971-0936

Notes:

WALL PAINT LEGEND

PT-F1	ACCENT PAINT COLOR (EGGSHELL) - OLIVE GREEN
PT-F4	ACCENT PAINT COLOR (EGGSHELL) - ORANGE
PT-S1	ACCENT PAINT COLOR (EGGSHELL) LIGHT GREEN
PT-S2	ACCENT PAINT COLOR (EGGSHELL) - YELLOW
PT-S3	ACCENT PAINT COLOR (EGGSHELL) - ROSE
PT-S4	ACCENT PAINT COLOR (EGGSHELL) - BLUE
PT-S5	ACCENT PAINT COLOR (EGGSHELL) - AQUA
PT-S6	ACCENT PAINT COLOR (EGGSHELL) - GRAY
GWP-##	GRAPHIC WALLPAPER

Job Number 31909.00
Drawing By BF
Checked By Checker
Filename
Date August 31, 2026

Revisions

ENLARGED PLANS AND VIEWS - OPEN OFFICE SPACES

REGISTERED ARCHITECT JAMES VINCENT ROMANO 022901-1 STATE OF NEW YORK

BID DOCUMENTS
Scale: As indicated

A7.05

2024 Ellenzweig ©

10/13/2026 10:42:11 PM

Autodesk Docs://31909 SUCF Cornell Plant Sciences/31909_Cornell PSB_Arch_R23.rvt

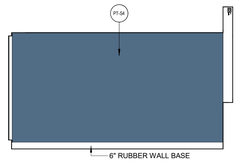

19 WRITE-UP SPACE 311 - EAST ELEVATION
1/4" = 1'-0"

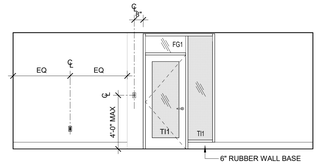

18 WRITE-UP SPACE 311 - NORTH ELEVATION
1/4" = 1'-0"

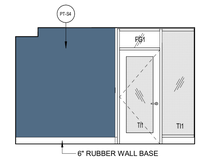

15 WRITE-UP SPACE 307 - NORTH ELEVATION
1/4" = 1'-0"

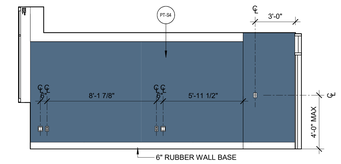

14 WRITE-UP SPACE 307 - WEST ELEVATION
1/4" = 1'-0"

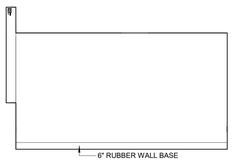

17 WRITE-UP SPACE 311 - WEST ELEVATION
1/4" = 1'-0"

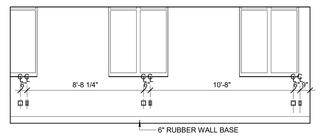

16 WRITE-UP SPACE 311 - SOUTH ELEVATION
1/4" = 1'-0"

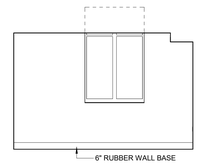

13 WRITE-UP SPACE 307 - SOUTH ELEVATION
1/4" = 1'-0"

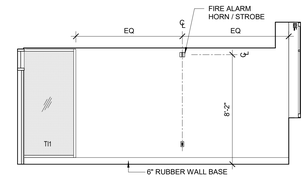

12 WRITE-UP SPACE 307 - EAST ELEVATION
1/4" = 1'-0"

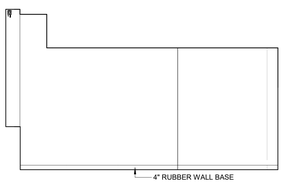

11 203 - WEST ELEVATION
1/4" = 1'-0"

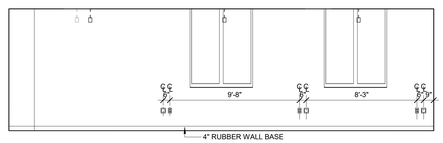

10 203 - SOUTH ELEVATION
1/4" = 1'-0"

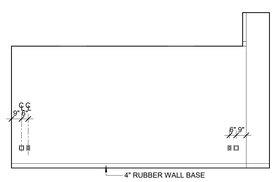

9 203 - EAST ELEVATION
1/4" = 1'-0"

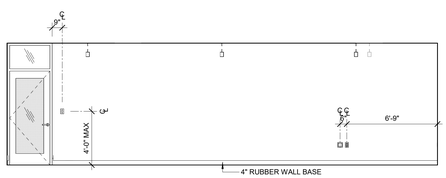

8 203 - NORTH ELEVATION
1/4" = 1'-0"

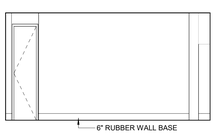

7 WRITE-UP SPACE G09 - WEST ELEVATION
1/4" = 1'-0"

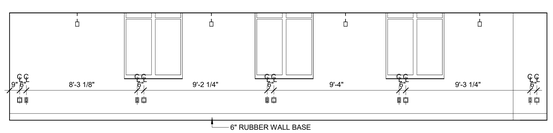

6 GROUND FLOOR WRITE-UP SPACE G09 - SOUTH ELEVATION
1/4" = 1'-0"

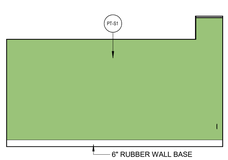

5 WRITE-UP SPACE G09 - EAST ELEVATION
1/4" = 1'-0"

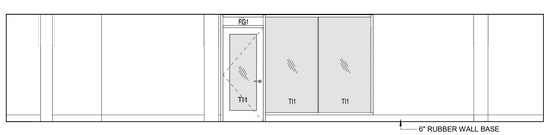

4 GROUND FLOOR WRITE-UP SPACE G09 - NORTH ELEVATION
1/4" = 1'-0"

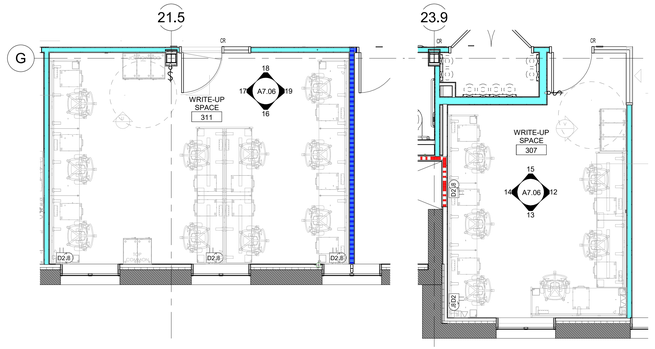

3 THIRD FLOOR WRITE-UP SPACES 307, 311 - FLOOR PLAN
1/4" = 1'-0"

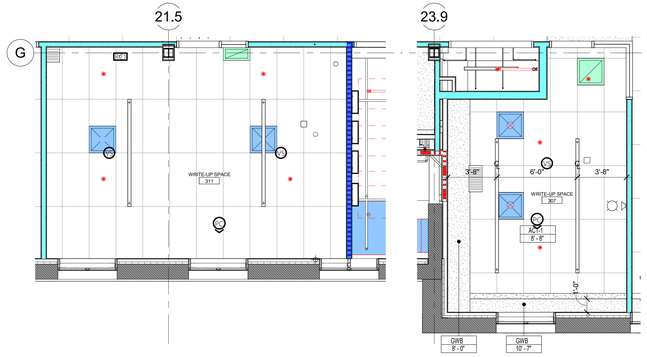

20 THIRD FLOOR WRITE-UP SPACES 307, 311 - RCP
1/4" = 1'-0"

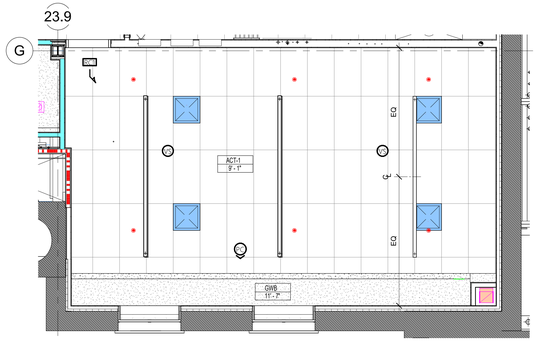

22 SECOND FLOOR WRITE-UP SPACE 203 - RCP
1/4" = 1'-0"

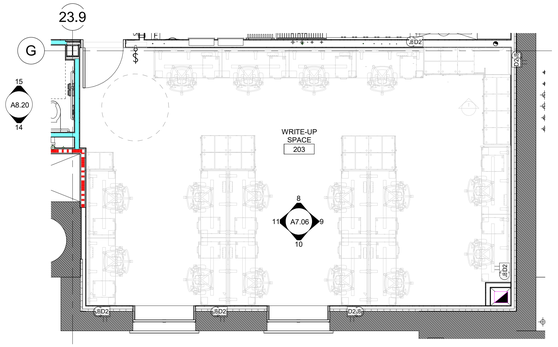

2 SECOND FLOOR WRITE-UP SPACE 203 - FLOOR PLAN
1/4" = 1'-0"

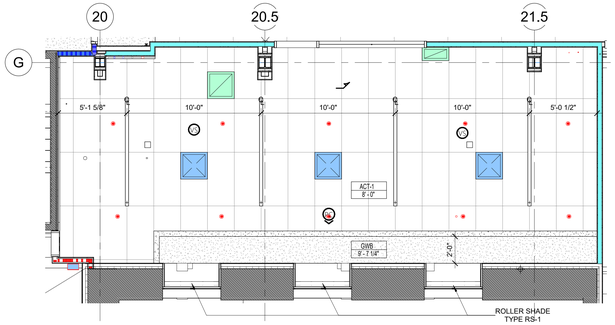

21 GROUND FLOOR WRITE-UP SPACE G09 - RCP
1/4" = 1'-0"

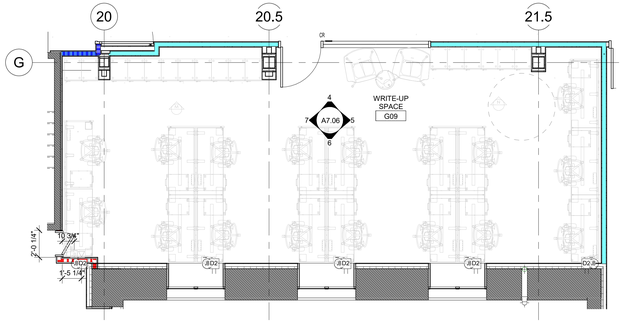

1 GROUND FLOOR WRITE-UP SPACE G09 - FLOOR PLAN
1/4" = 1'-0"

RENOVATE PLANT SCIENCE BUILDING - PHASE 2
SUCF Project No. 161026-00
236 Tower Road
Ithaca, NY 14853

Cornell CALS College of Agriculture and Life Sciences
SUNY State University Construction Fund

Ellenzweig Architecture | Planning	230 Congress Street Boston, MA 02110 T 617 491-5575
Ryan Biggs Clark Davis Structural Engineers	257 Ushers Road Clifton Park, NY 12065 T 518 406-5506
Salas O'Brien Consulting & Engineering Group of NY, Inc. Mechanical Engineers	300 Trolley Blvd. Rochester, NY 14606 T 585 288-5590
Jade Stone Engineering Electrical Engineers	444 Vanduzee St. Watertown, NY 13601 T 315 836 4062
Watson Engineering Plumbing	4500 State Route 434 Apalachin, NY 13732 T 607 223-4334
DM Engineers Fire Protection Engineers	1007 Yonkers Ave Yonkers, NY 10704 T 929 333-2339
Bell & Spina Building Envelope	215 Wyoming Street S Syracuse, NY 13204 T 315 488-0377
Environ. Design & Research Historic Preservation, Landscape, Civil Engineering	217 Montgomery St, Suite 1000 Syracuse, NY 13202 T 315 471-0688
Schuler Shook Lighting Design	240 W 40th Street, 2nd Floor New York, NY 10018 T 212 439-5650
D2D Green Design Sustainability PH2	10 Hallenbeck Hill East Greenbush, NY 12061 T 518 729-2967
Shen Milsom & Wilke Acoustics, IT, AV, Security	417 Fifth Avenue New York, NY 10016 T 212 725-6800
Watts Architects & Engineers Asbestos, Haz Mat	95 Perry Street, Suite 300 Buffalo, NY 14203 T 716 206-5122
Hastings Consulting Building Code	142 Hanlon Rd Holliston, MA 01746 T 508 397-8417
Ellana Cost Consulting	32 Broadway, Suite 801 New York, NY 10004 T 212971-0936

Notes:

WALL PAINT LEGEND

PT-F1	ACCENT PAINT COLOR (EGGSHELL) - OLIVE GREEN
PT-F4	ACCENT PAINT COLOR (EGGSHELL) - ORANGE
PT-S1	ACCENT PAINT COLOR (EGGSHELL) LIGHT GREEN
PT-S2	ACCENT PAINT COLOR (EGGSHELL) - YELLOW
PT-S3	ACCENT PAINT COLOR (EGGSHELL) - ROSE
PT-S4	ACCENT PAINT COLOR (EGGSHELL) - BLUE
PT-S5	ACCENT PAINT COLOR (EGGSHELL) - AQUA
PT-S6	ACCENT PAINT COLOR (EGGSHELL) - GRAY
GWP-##	GRAPHIC WALLPAPER

Job Number 31909.00
Drawing By BF
Checked By Checker
Filename
Date August 31, 2026

Revisions

ENLARGED PLANS AND VIEWS - OPEN OFFICE SPACES

REGISTERED ARCHITECT JAMES VINCENT RUSSO 022901-1 STATE OF NEW YORK

BID DOCUMENTS
Scale: As indicated

A7.06

2024 Ellenzweig ©

10/1/2026 10:55:51 PM
Autodesk Docs://31909 SUCF Cornell Plant Science/31909_Cornell PSB_Arch_R23.rvt

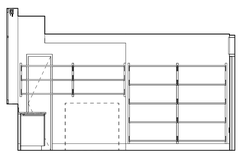

22 PRINT/SUPPLY 315 - WEST ELEVATION
1/4" = 1'-0"

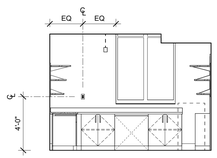

21 PRINT/SUPPLY 315 - SOUTH ELEVATION
1/4" = 1'-0"

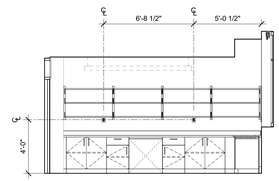

20 PRINT/SUPPLY 315 - EAST ELEVATION
1/4" = 1'-0"

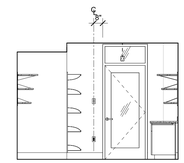

19 PRINT/SUPPLY 315 - NORTH ELEVATION
1/4" = 1'-0"

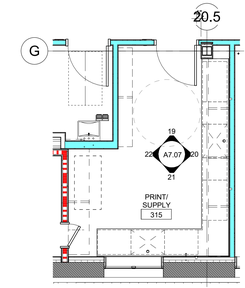

5 THIRD FLOOR PRINT/SUPPLY 315 - FLOOR PLAN
1/4" = 1'-0"

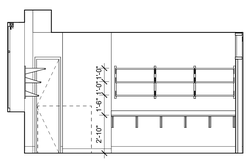

18 MAIL/PRINT/SUPPLY 111 - WEST ELEVATION
1/4" = 1'-0"

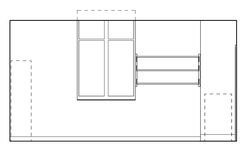

17 MAIL/PRINT/SUPPLY 111 - SOUTH ELEVATION
1/4" = 1'-0"

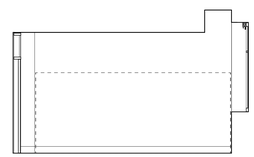

16 MAIL/ PRINT/SUPPLY 111 - EAST ELEVATION
1/4" = 1'-0"

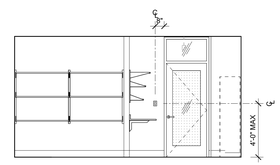

15 MAIL/PRINT/SUPPLY 111 - NORTH ELEVATION
1/4" = 1'-0"

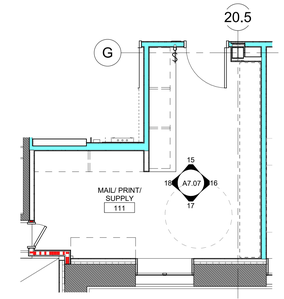

4 FIRST FLOOR MAIL/ PRINT / SUPPLY 111 - FLOOR PLAN
1/4" = 1'-0"

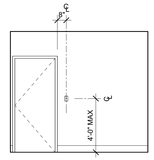

14 EVENT SUPPORT - SOUTH ELEV
1/4" = 1'-0"

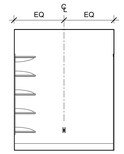

13 EVENT SUPPORT - EAST ELEV
1/4" = 1'-0"

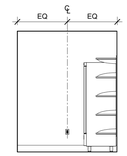

12 EVENT SUPPORT - WEST ELEV
1/4" = 1'-0"

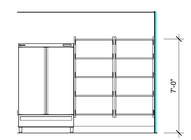

11 EVENT SUPPORT - NORTH ELEV
1/4" = 1'-0"

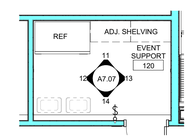

3 FIRST FLOOR EVENT SUPPORT 120 - FLOOR PLAN
1/4" = 1'-0"

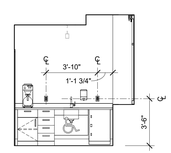

10 BUILDING CARE BREAK ROOM 103 - EAST ELEVATION
1/4" = 1'-0"

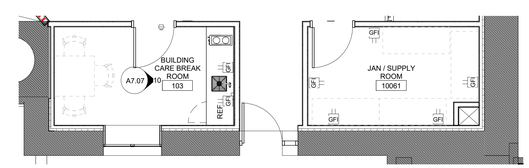

2 FIRST FLOOR - BUILDING CARE BREAK ROOM 103 / JAN SUPPLY ROOM 10061 - FLOOR PLAN
1/4" = 1'-0"

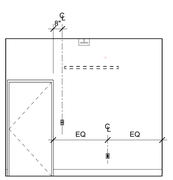

9 CUSTODIAL SUPPLY G0081 - WEST ELEVATION
1/4" = 1'-0"

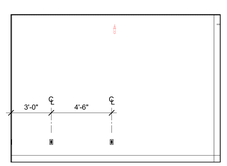

8 CUSTODIAL SUPPLY G0081 - SOUTH ELEVATION
1/4" = 1'-0"

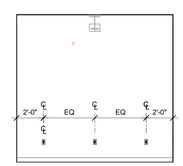

7 CUSTODIAL SUPPLY G0081 - EAST ELEVATION
1/4" = 1'-0"

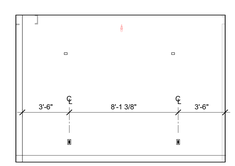

6 CUSTODIAL SUPPLY G0081 - NORTH ELEVATION
1/4" = 1'-0"

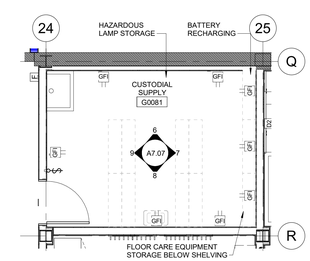

1 GROUND FLOOR CUSTODIAL SUPPLY G0081 - FLOOR PLAN
1/4" = 1'-0"

RENOVATE PLANT SCIENCE BUILDING - PHASE 2
SUCF Project No. 161026-00

236 Tower Road
Ithaca, NY 14853

Cornell CALS College of Agriculture and Life Sciences

SUNY State University Construction Fund

Ellenzweig Architecture | Planning	230 Congress Street Boston, MA 02110 T 617 491-5575
Ryan Biggs Clark Davis Structural Engineers	257 Ushers Road Clifton Park, NY 12065 T 518 406-5506
Salas O'Brien Consulting & Engineering Group of NY, Inc. Mechanical Engineers	300 Trolley Blvd. Rochester, NY 14606 T 585 288-5590
Jade Stone Engineering Electrical Engineers	444 Vanduzee St. Watertown, NY 13601 T 315 836 4062
Watson Engineering Plumbing	4500 State Route 434 Apalachin, NY 13732 T 607 223-4334
DM Engineers Fire Protection Engineers	1007 Yonkers Ave Yonkers, NY 10704 T 929 333-2339
Bell & Spina Building Envelope	215 Wyoming Street S Syracuse, NY 13204 T 315 488-0377
Environ. Design & Research Historic Preservation, Landscape, Civil Engineering	217 Montgomery St, Suite 1000 Syracuse, NY 13202 T 315 471-0688
Schuler Shook Lighting Design	240 W 40th Street, 2nd Floor New York, NY 10018 T 212 439-5650
D2D Green Design Sustainability PH2	10 Hallenbeck Hill East Greenbush, NY 12061 T 518 729-2967
Shen Milsom & Wilke Acoustics, IT, AV, Security	417 Fifth Avenue New York, NY 10016 T 212 725-6800
Watts Architects & Engineers Asbestos, Haz Mat	95 Perry Street, Suite 300 Buffalo, NY 14203 T 716 206-5122
Hastings Consulting Building Code	142 Hanlon Rd Holliston, MA 01746 T 508 397-8417
Ellana Cost Consulting	32 Broadway, Suite 801 New York, NY 10004 T 212971-0936

Notes:

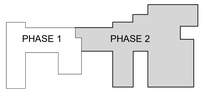

Keyplan

Job Number	31909.00
Drawing By	BF
Checked By	Checker
Filename	
Date	August 31, 2026

Revisions

ENLARGED PLANS AND VIEWS - SUPPORT SPACES

BID DOCUMENTS
Scale: 1/4" = 1'-0"

A7.07

2024 Ellenzweig ©

10/13/2026 11:00:59 PM
Autodesk Docs://31909 SUCF Cornell Plant Science/31909_Cornell PSB_Arch_R23.rvt

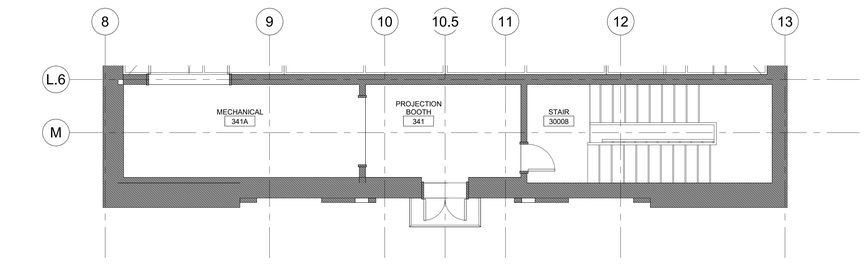

3 PHASE 2 THIRD FLOOR LECTURE HALL AHU
1/4" = 1'-0"

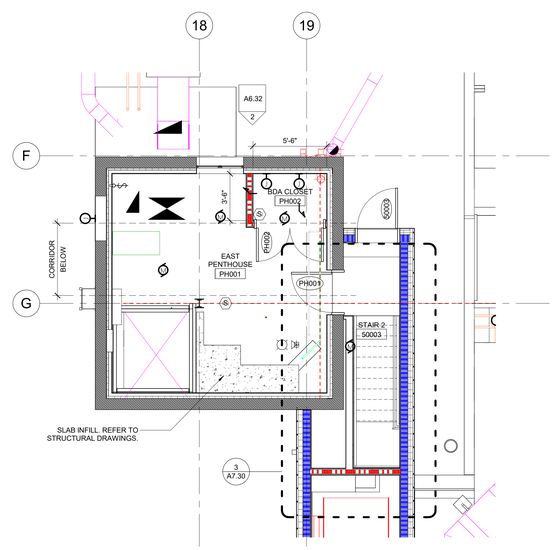

2 PHASE 2 - EAST PENTHOUSE FLOOR PLAN
1/4" = 1'-0"

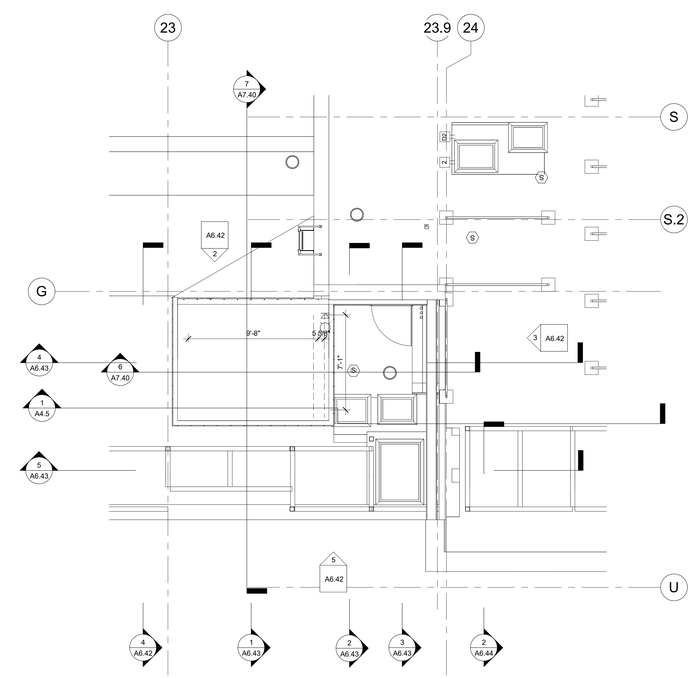

1 PHASE 2 ELEVATOR MACHINE ROOM FLOOR PLAN
1/4" = 1'-0"

RENOVATE PLANT SCIENCE BUILDING - PHASE 2

SUCF Project No. 161026-00

236 Tower Road
Ithaca, NY 14853

Cornell CALS College of Agriculture and Life Sciences

SUNY State University Construction Fund

Ellenzweig Architecture | Planning	230 Congress Street Boston, MA 02110 T 617 491-5575
Ryan Biggs Clark Davis Structural Engineers	257 Ushers Road Clifton Park, NY 12065 T 518 406-5506
Salas O'Brien Consulting & Engineering Group of NY, Inc. Mechanical Engineers	300 Trolley Blvd. Rochester, NY 14606 T 585 288-5590
Jade Stone Engineering Electrical Engineers	444 Vanduzee St. Watertown, NY 13601 T 315 836 4062
Watson Engineering Plumbing	4500 State Route 434 Apalachin, NY 13732 T 607 223-4334
DM Engineers Fire Protection Engineers	1007 Yonkers Ave Yonkers, NY 10704 T 929 333-2339
Bell & Spina Building Envelope	215 Wyoming Street S Syracuse, NY 13204 T 315 488-0377
Environ. Design & Research Historic Preservation, Landscape, Civil Engineering	217 Montgomery St, Suite 1000 Syracuse, NY 13202 T 315 471-0688
Schuler Shook Lighting Design	240 W 40th Street, 2nd Floor New York, NY 10018 T 212 439-5650
D2D Green Design Sustainability PH2	10 Hallenbeck Hill East Greenbush, NY 12061 T 518 729-2967
Shen Milsom & Wilke Acoustics, IT, AV, Security	417 Fifth Avenue New York, NY 10016 T 212 725-6800
Watts Architects & Engineers Asbestos, Haz Mat	95 Perry Street, Suite 300 Buffalo, NY 14203 T 716 206-5122
Hastings Consulting Building Code	142 Hanlon Rd Holliston, MA 01746 T 508 397-8417
Ellana Cost Consulting	32 Broadway, Suite 801 New York, NY 10004 T 212971-0936

Notes:

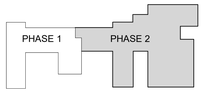

Keyplan

Job Number	31909.00
Drawing By	Author
Checked By	Checker
Filename	
Date	August 31, 2026

Revisions

PENTHOUSE AND ELEVATOR MACHINE ROOM

REGISTERED ARCHITECT
VINCENT J. ROSSI
022901-1
STATE OF NEW YORK

BID DOCUMENTS
Scale: 1/4" = 1'-0"

A7.09

2024 Ellenzweig ©

Autodesk Docs://31909 SUCF Cornell Plant Sciences/31909_Cornell PSB_Arch_R23.rvt 10/13/2026 11:01:33 PM

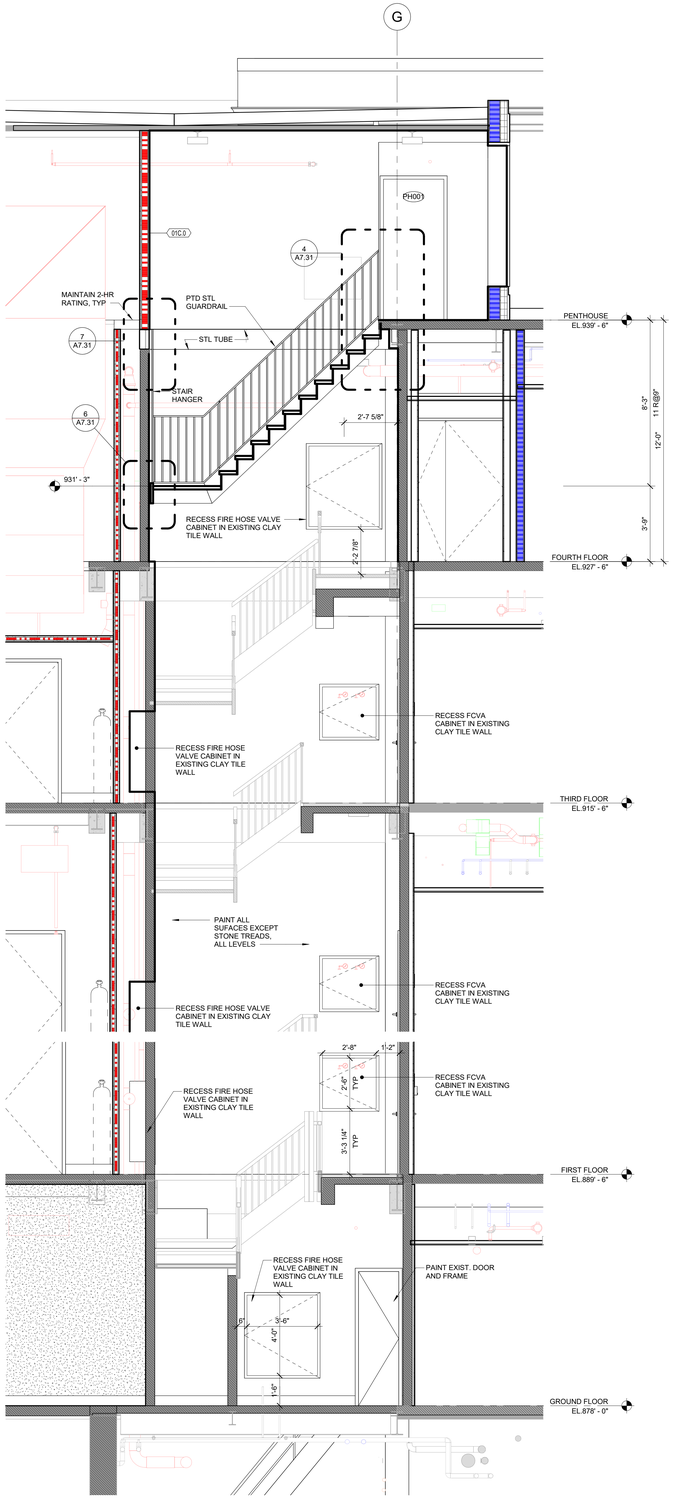

7 EAST STAIR SECTION INCLUDING NEW HEADHOUSE
3/8" = 1'-0"

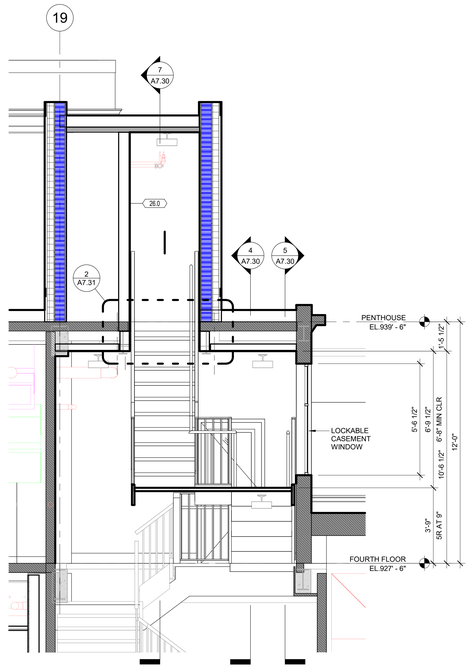

6 EAST STAIR - ROOF ACCESS LOOKING NORTH
3/8" = 1'-0"

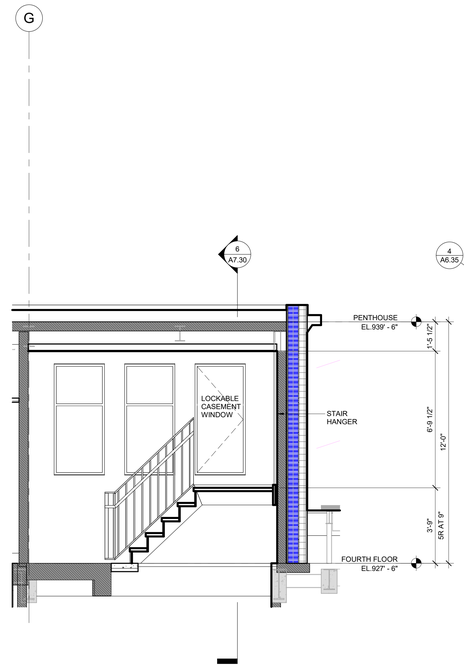

5 EAST STAIR - ROOF ACCESS LOOKING EAST
3/8" = 1'-0"

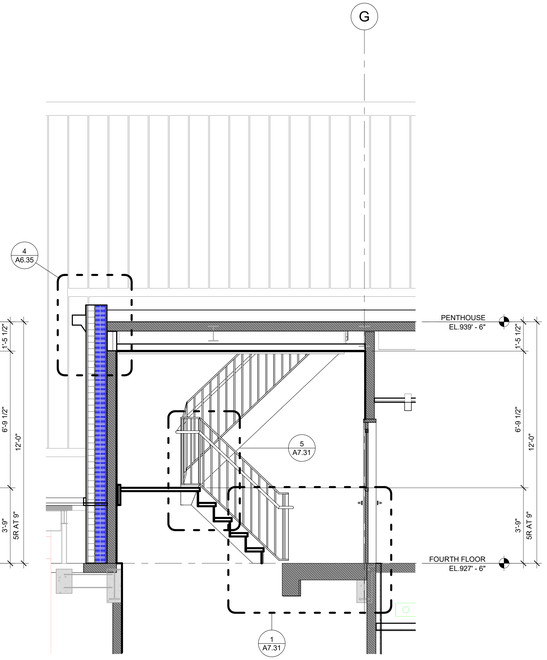

4 EAST STAIR - ROOF ACCESS LOOKING WEST
3/8" = 1'-0"

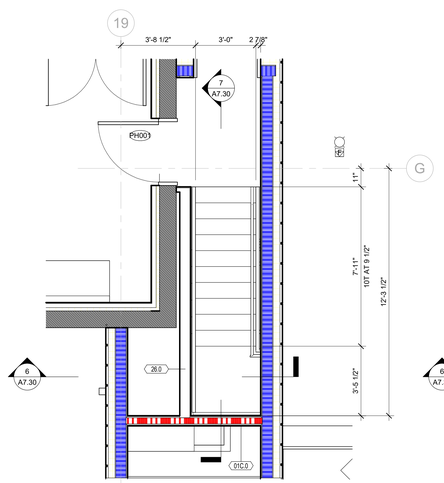

3 EAST STAIR - PENTHOUSE FLOOR
3/8" = 1'-0"

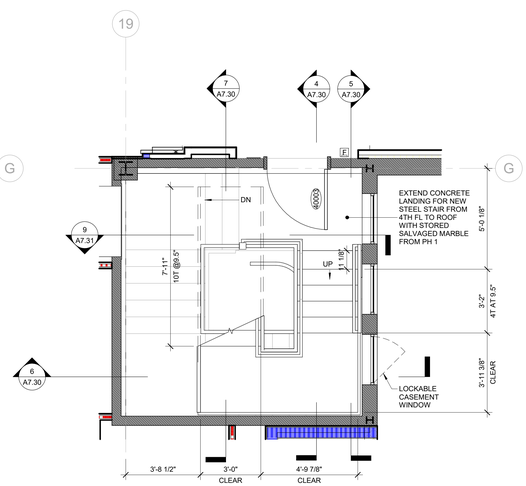

2 EAST STAIR - FOURTH FLOOR
3/8" = 1'-0"

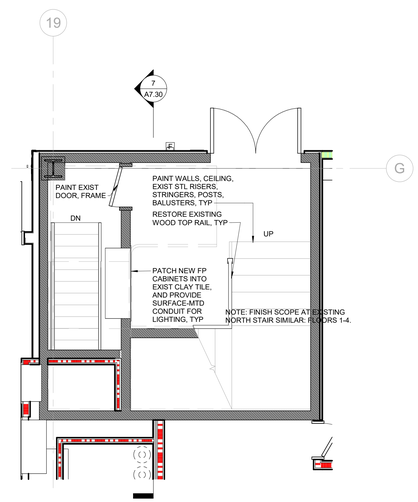

1 EAST STAIR - GROUND FLOOR (UPPER FLRS SIM)
3/8" = 1'-0"

RENOVATE PLANT SCIENCE BUILDING - PHASE 2

SUCF Project No. 161026-00

236 Tower Road
Ithaca, NY 14853

Cornell CALS College of Agriculture and Life Sciences

SUNY State University Construction Fund

Ellenzweig Architecture | Planning	230 Congress Street Boston, MA 02110 T 617 491-5575
Ryan Biggs Clark Davis Structural Engineers	257 Ushers Road Clifton Park, NY 12065 T 518 406-5506
Salas O'Brien Consulting & Engineering Group of NY, Inc. Mechanical Engineers	300 Trolley Blvd. Rochester, NY 14606 T 585 288-5590
Jade Stone Engineering Electrical Engineers	444 Vanduzee St. Watertown, NY 13601 T 315 836 4062
Watson Engineering Plumbing	4500 State Route 434 Apalachin, NY 13732 T 607 223-4334
DM Engineers Fire Protection Engineers	1007 Yonkers Ave Yonkers, NY 10704 T 929 333-2339
Bell & Spina Building Envelope	215 Wyoming Street S Syracuse, NY 13204 T 315 488-0377
Environ. Design & Research Historic Preservation, Landscape, Civil Engineering	217 Montgomery St, Suite 1000 Syracuse, NY 13202 T 315 471-0688
Schuler Shook Lighting Design	240 W 40th Street, 2nd Floor New York, NY 10018 T 212 439-5650
D2D Green Design Sustainability PH2	10 Hallenbeck Hill East Greenbush, NY 12061 T 518 729-2967
Shen Milsom & Wilke Acoustics, IT, AV, Security	417 Fifth Avenue New York, NY 10016 T 212 725-6800
Watts Architects & Engineers Asbestos, Haz Mat	95 Perry Street, Suite 300 Buffalo, NY 14203 T 716 206-5122
Hastings Consulting Building Code	142 Hanlon Rd Holliston, MA 01746 T 508 397-8417
Ellana Cost Consulting	32 Broadway, Suite 801 New York, NY 10004 T 212971-0936

Notes:

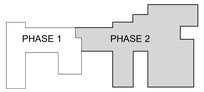

Keyplan

Job Number	31909.00
Drawing By	AT
Checked By	SC
Filename	
Date	August 31, 2026

Revisions

EAST STAIR - ENLARGED PLANS & SECTIONS - PHASE 2

REGISTERED ARCHITECT JAMES VINCENT BUONO 022991-1 STATE OF NEW YORK

BID DOCUMENTS
Scale: 3/8" = 1'-0"

A7.30

2024 Ellenzweig ©

10/13/2026 11:12:51 PM
Autodesk Docs://31909 SUCF Cornell Plant Science/31909_Cornell PSB_Arch_R23.rvt

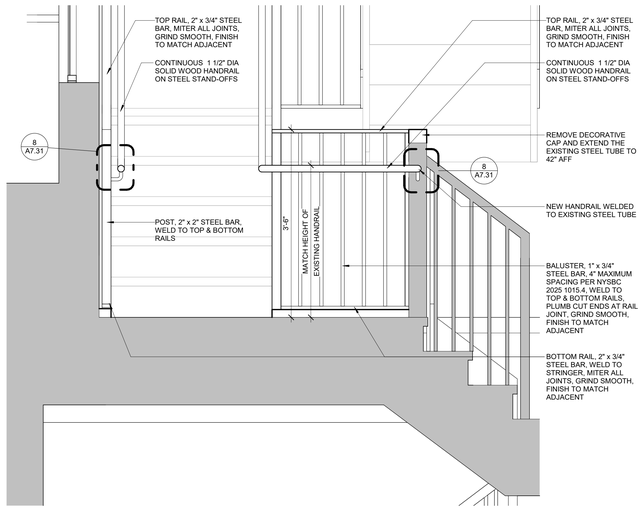

9 EAST STAIR - ROOF ACCESS LOOKING NORTH
1" = 1'-0"

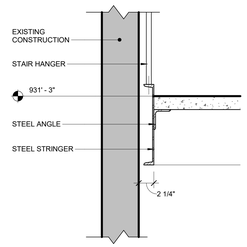

6 EAST STAIR - MID-LANDING AT HANGER
1 1/2" = 1'-0"

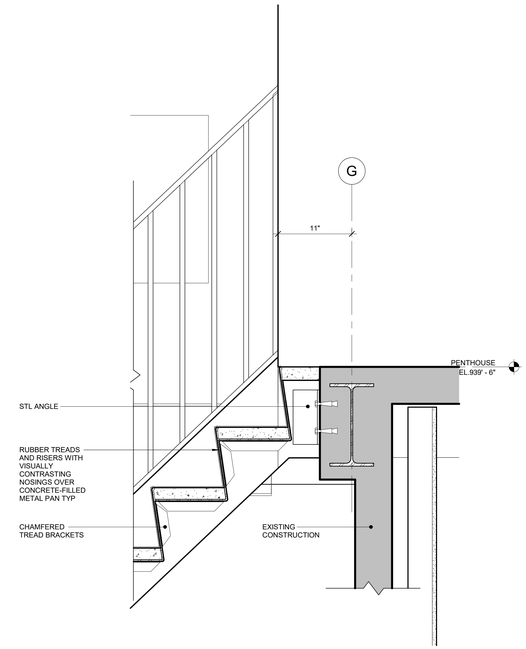

4 EAST STAIR - LANDING AT PENTHOUSE
1 1/2" = 1'-0"

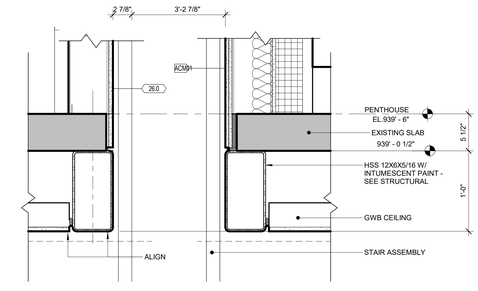

2 EAST STAIR - PENTHOUSE SLAB
1 1/2" = 1'-0"

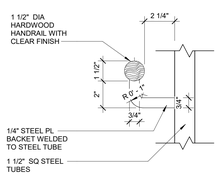

A SECTION @ HANDRAIL SUPPORT

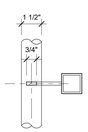

B SECTION @ HANDRAIL SUPPORT

8 EAST STAIR - HANDRAIL DETAILS
3" = 1'-0"

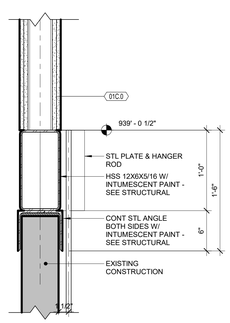

7 EAST STAIR - STAIR HANGER
1 1/2" = 1'-0"

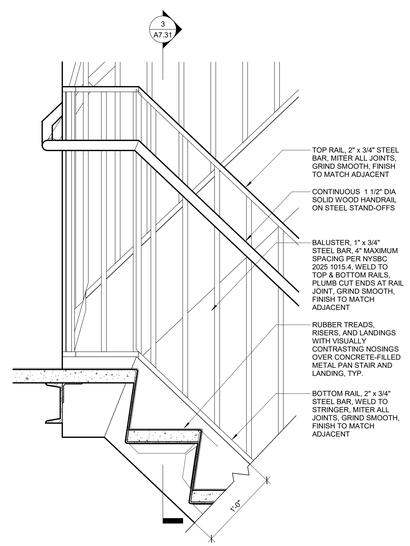

5 EAST STAIR - MID-LANDING
1 1/2" = 1'-0"

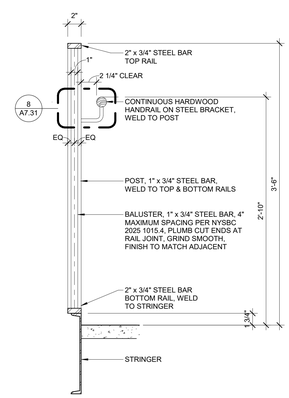

3 EAST STAIR - TYPICAL RAIL
1 1/2" = 1'-0"

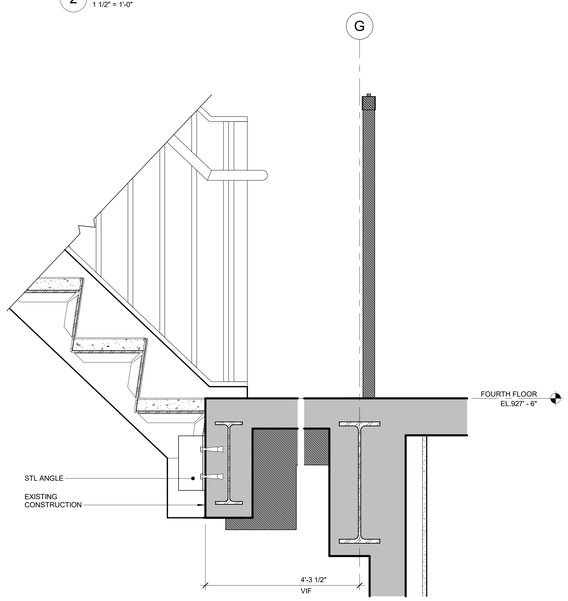

1 EAST STAIR - LANDING AT FOURTH FLOOR LANDING
1 1/2" = 1'-0"

RENOVATE PLANT SCIENCE BUILDING - PHASE 2
SUCF Project No. 161026-00

236 Tower Road
Ithaca, NY 14853

Cornell CALS College of Agriculture and Life Sciences

SUNY State University Construction Fund

Ellenzweig Architecture | Planning	230 Congress Street Boston, MA 02110 T 617 491-5575
Ryan Biggs Clark Davis Structural Engineers	257 Ushers Road Clifton Park, NY 12065 T 518 406-5506
Salas O'Brien Consulting & Engineering Group of NY, Inc. Mechanical Engineers	300 Trolley Blvd. Rochester, NY 14606 T 585 288-5590
Jade Stone Engineering Electrical Engineers	444 Vanduzee St. Watertown, NY 13601 T 315 836 4062
Watson Engineering Plumbing	4500 State Route 434 Apalachin, NY 13732 T 607 223-4334
DM Engineers Fire Protection Engineers	1007 Yonkers Ave Yonkers, NY 10704 T 929 333-2339
Bell & Spina Building Envelope	215 Wyoming Street S Syracuse, NY 13204 T 315 488-0377
Environ. Design & Research Historic Preservation, Landscape, Civil Engineering	217 Montgomery St, Suite 1000 Syracuse, NY 13202 T 315 471-0688
Schuler Shook Lighting Design	240 W 40th Street, 2nd Floor New York, NY 10018 T 212 439-5650
D2D Green Design Sustainability PH2	10 Hallenbeck Hill East Greenbush, NY 12061 T 518 729-2967
Shen Milsom & Wilke Acoustics, IT, AV, Security	417 Fifth Avenue New York, NY 10016 T 212 725-6800
Watts Architects & Engineers Asbestos, Haz Mat	95 Perry Street, Suite 300 Buffalo, NY 14203 T 716 206-5122
Hastings Consulting Building Code	142 Hanlon Rd Holliston, MA 01746 T 508 397-8417
Ellana Cost Consulting	32 Broadway, Suite 801 New York, NY 10004 T 212971-0936

Notes:

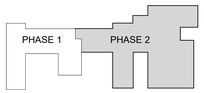

Keyplan

Job Number	31909.00
Drawing By	Author
Checked By	Checker
Filename	
Date	August 31, 2026

Revisions

EAST STAIR - DETAILS

REGISTERED ARCHITECT VINCENT J. ROSSI 022801 STATE OF NEW YORK

BID DOCUMENTS
Scale: As indicated

A7.31

2024 Ellenzweig ©

10/13/2026 11:15:25 PM
Autodesk Docs://31909 SUCF Cornell Plant Sciences/31909_Cornell PSB_Arch_R23.rvt

EAST TRACTION ELEVATOR	
CAB INTERIOR	X'-X"w x X'-X"d
CAB HEIGHT	9'-0"
DOOR HEIGHT	8'-0"
HOISTWAY CLEAR	9'-4"w x 7'-1"d
PIT DEPTH	5'-6" OR PER MFR
OVERHEAD (TO UNDERSIDE OF BEAM)	15'-2" OR PER MFR
MACHINE RM HEIGHT	8'-0"
LOAD CAPACITY	4,000 lbs
SPEED	350 fpm
PRIMARY RECALL	Ground floor
SECONDARY RECALL	First floor

7 PHASE 2 EAST ELEVATOR - NORHT-SOUTH SECTION
1/4" = 1'-0"

6 PHASE 2 EAST ELEVATOR - EAST-WEST SECTION
1/4" = 1'-0"

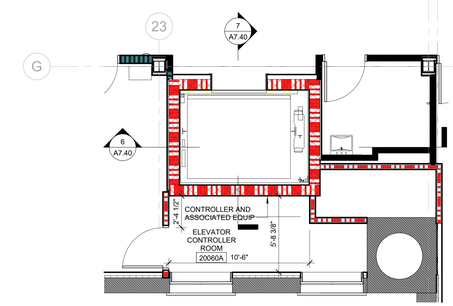

3 EAST ELEVATOR AND CONTROLLER RM - SECOND FL
1/4" = 1'-0"

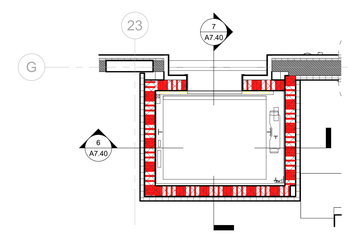

5 EAST ELEVATOR - FOURTH FLOOR
1/4" = 1'-0"

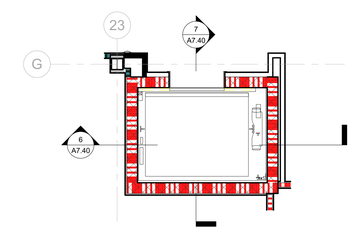

2 EAST ELEVATOR - FIRST FLOOR
1/4" = 1'-0"

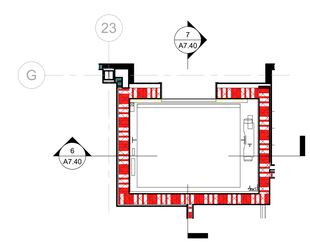

4 EAST ELEVATOR - THIRD FLOOR
1/4" = 1'-0"

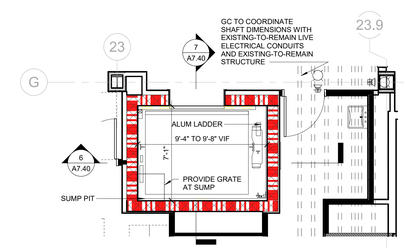

1 EAST ELEVATOR - GROUND FLOOR
1/4" = 1'-0"

RENOVATE PLANT SCIENCE BUILDING - PHASE 2

SUCF Project No. 161026-00

236 Tower Road
Ithaca, NY 14853

Cornell CALS College of Agriculture and Life Sciences

SUNY State University Construction Fund

Ellenzweig Architecture | Planning	230 Congress Street Boston, MA 02110 T 617 491-5575
Ryan Biggs Clark Davis Structural Engineers	257 Ushers Road Clifton Park, NY 12065 T 518 406-5506
Salas O'Brien Consulting & Engineering Group of NY, Inc. Mechanical Engineers	300 Trolley Blvd. Rochester, NY 14606 T 585 288-5590
Jade Stone Engineering Electrical Engineers	444 Vanduzee St. Watertown, NY 13601 T 315 836 4062
Watson Engineering Plumbing	4500 State Route 434 Apalachin, NY 13732 T 607 223-4334
DM Engineers Fire Protection Engineers	1007 Yonkers Ave Yonkers, NY 10704 T 929 333-2339
Bell & Spina Building Envelope	215 Wyoming Street S Syracuse, NY 13204 T 315 488-0377
Environ. Design & Research Historic Preservation, Landscape, Civil Engineering	217 Montgomery St, Suite 1000 Syracuse, NY 13202 T 315 471-0688
Schuler Shook Lighting Design	240 W 40th Street, 2nd Floor New York, NY 10018 T 212 439-5650
D2D Green Design Sustainability PH2	10 Hallenbeck Hill East Greenbush, NY 12061 T 518 729-2967
Shen Milsom & Wilke Acoustics, IT, AV, Security	417 Fifth Avenue New York, NY 10016 T 212 725-6800
Watts Architects & Engineers Asbestos, Haz Mat	95 Perry Street, Suite 300 Buffalo, NY 14203 T 716 206-5122
Hastings Consulting Building Code	142 Hanlon Rd Holliston, MA 01746 T 508 397-8417
Ellana Cost Consulting	32 Broadway, Suite 801 New York, NY 10004 T 212971-0936

Notes:

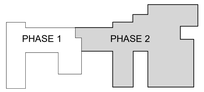

Keyplan

Job Number	31909.00
Drawing By	Author
Checked By	Checker
Filename	
Date	August 31, 2026

Revisions

ELEVATOR PLANS AND SECTIONS - PHASE 2

REGISTERED ARCHITECT VINCENT BIGGS 022290-1 STATE OF NEW YORK

BID DOCUMENTS
Scale: As indicated

A7.40

2024 Ellenzweig ©

10/13/2026 11:19:48 PM
Autodesk Docs://31909 SUCF Cornell Plant Science/31909_Cornell PSB_Arch_R23.rvt

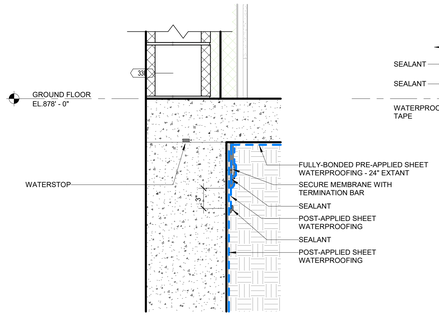

2 ELEVATOR PIT - SLAB
1 1/2" = 1'-0"

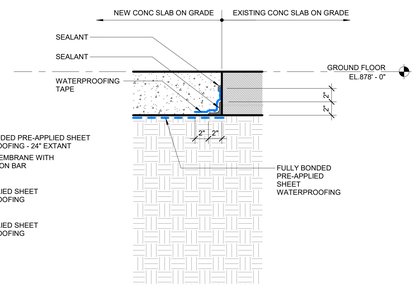

1 ELEVATOR PIT - EXISTING SLAB
1 1/2" = 1'-0"

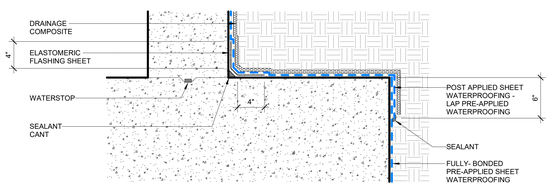

3 ELEVATOR PIT - FOOTING
1 1/2" = 1'-0"

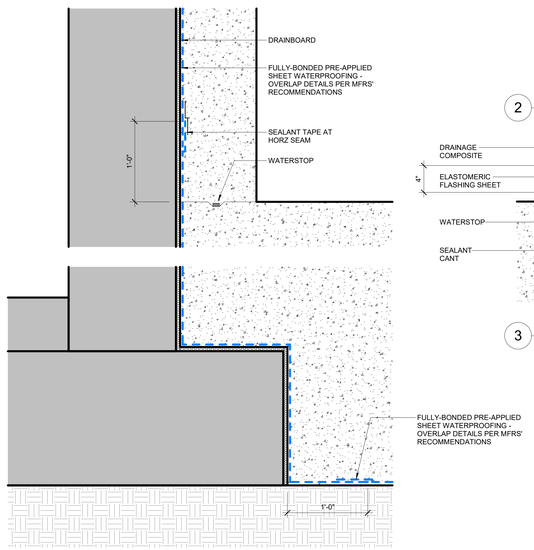

4 LEVATOR PIT - EXISTING FOUNDATION WALL
1 1/2" = 1'-0"

RENOVATE PLANT SCIENCE BUILDING - PHASE 2

SUCF Project No. 161026-00

236 Tower Road
Ithaca, NY 14853

Cornell CALS College of Agriculture and Life Sciences

SUNY State University Construction Fund

Ellenzweig Architecture | Planning	230 Congress Street Boston, MA 02110 T 617 491-5575
Ryan Biggs Clark Davis Structural Engineers	257 Ushers Road Clifton Park, NY 12065 T 518 406-5506
Salas O'Brien Consulting & Engineering Group of NY, Inc. Mechanical Engineers	300 Trolley Blvd. Rochester, NY 14606 T 585 288-5590
Jade Stone Engineering Electrical Engineers	444 Vanduzee St. Watertown, NY 13601 T 315 836 4062
Watson Engineering Plumbing	4500 State Route 434 Apalachin, NY 13732 T 607 223-4334
DM Engineers Fire Protection Engineers	1007 Yonkers Ave Yonkers, NY 10704 T 929 333-2339
Bell & Spina Building Envelope	215 Wyoming Street S Syracuse, NY 13204 T 315 488-0377
Environ. Design & Research Historic Preservation, Landscape, Civil Engineering	217 Montgomery St, Suite 1000 Syracuse, NY 13202 T 315 471-0688
Schuler Shook Lighting Design	240 W 40th Street, 2nd Floor New York, NY 10018 T 212 439-5650
D2D Green Design Sustainability PH2	10 Hallenbeck Hill East Greenbush, NY 12061 T 518 729-2967
Shen Milsom & Wilke Acoustics, IT, AV, Security	417 Fifth Avenue New York, NY 10016 T 212 725-6800
Watts Architects & Engineers Asbestos, Haz Mat	95 Perry Street, Suite 300 Buffalo, NY 14203 T 716 206-5122
Hastings Consulting Building Code	142 Hanlon Rd Holliston, MA 01746 T 508 397-8417
Ellana Cost Consulting	32 Broadway, Suite 801 New York, NY 10004 T 212971-0936

Notes:

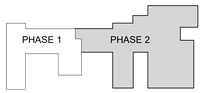

Keyplan

Job Number	31909.00
Drawing By	Author
Checked By	Checker
Filename	
Date	August 31, 2026

Revisions

ELEVATOR DETAILS - PHASE 2

BID DOCUMENTS
Scale: 1 1/2" = 1'-0"

A7.41

2024 Ellenzweig ©

10/8/2026 9:13:41 PM
Autodesk Docs://31909 SUCF- Cornell Plant Sciences/31909_Cornell PSB_Arch_R23.rvt

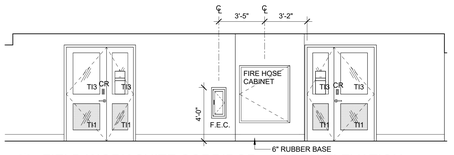

9 FIELD WORK SUITE CORRIDOR - NORTH ELEVATION
1/4" = 1'-0"

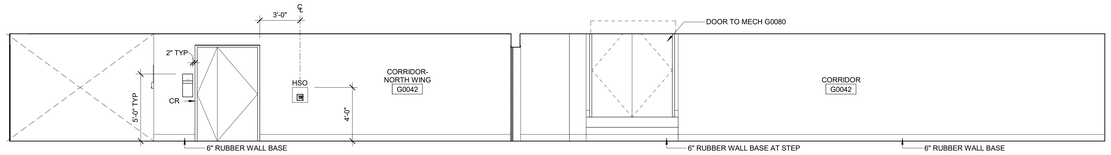

8 GROUND FLOOR CORRIDOR G0040 - WEST ELEVATION
1/4" = 1'-0"

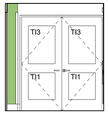

11 GROUND FLOOR EAST WING SOUTH ELEVATION
1/4" = 1'-0"

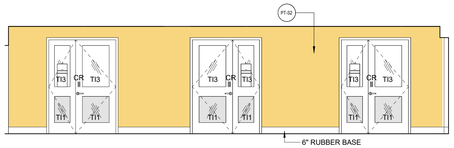

10 FIELD WORK SUITE CORRIDOR - SOUTH ELEVATION
1/4" = 1'-0"

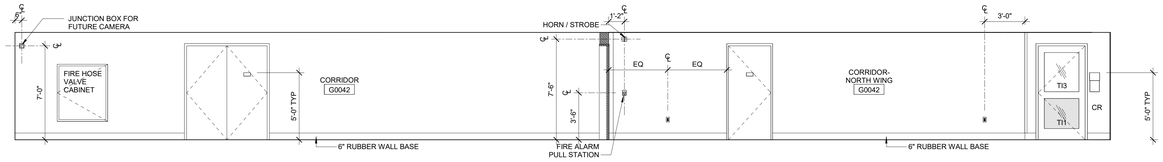

7 GROUND FLOOR CORRIDOR G0040 - EAST ELEVATION
1/4" = 1'-0"

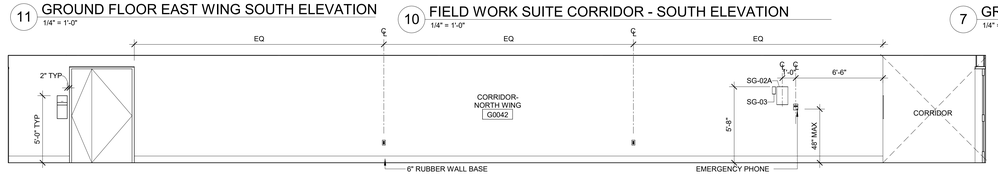

6 GROUND FLOOR CORRIDOR NORTH ELEVATION - NORTH WING
1/4" = 1'-0"

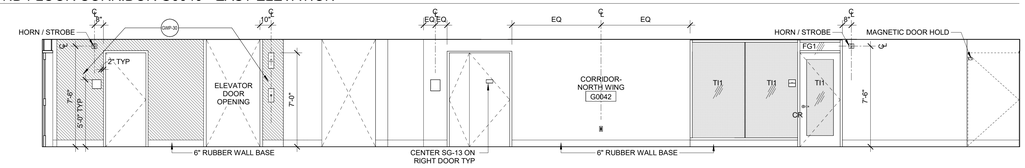

5 GROUND FLOOR CORRIDOR SOUTH ELEVATION - NORTH WING
1/4" = 1'-0"

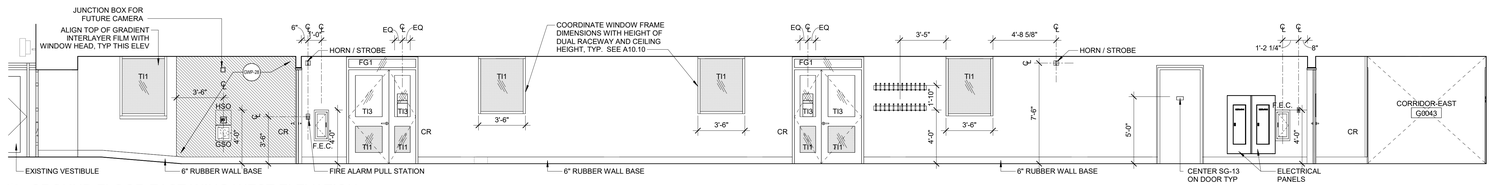

4 GROUND FLOOR EAST WING WEST ELEVATION
1/4" = 1'-0"

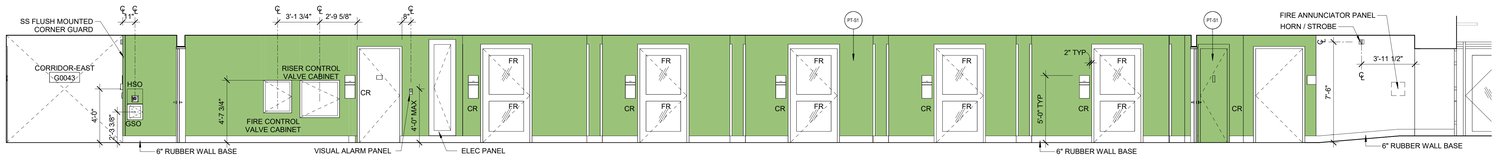

3 GROUND FLOOR EAST WING EAST ELEVATION
1/4" = 1'-0"

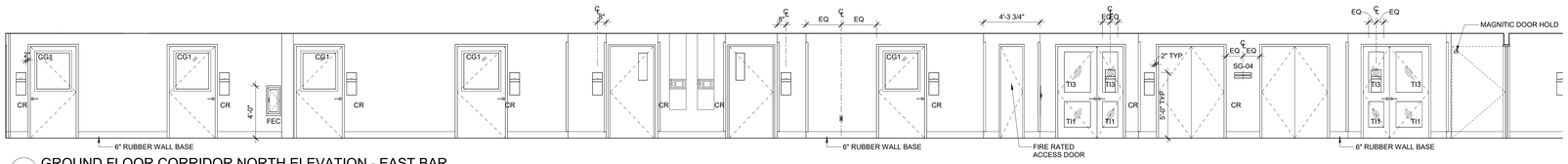

2 GROUND FLOOR CORRIDOR NORTH ELEVATION - EAST BAR
1/4" = 1'-0"

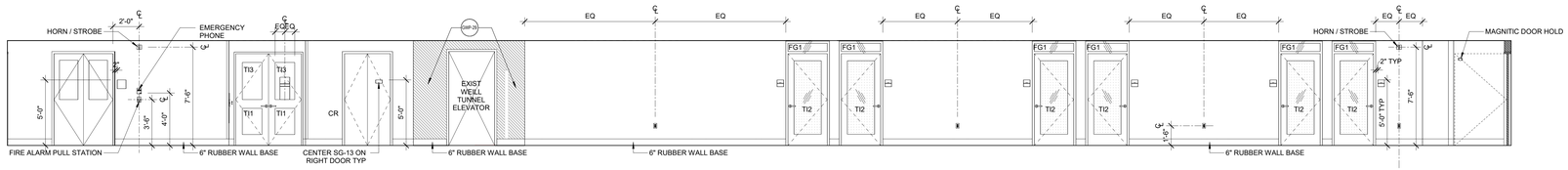

1 GROUND FLOOR CORRIDOR SOUTH ELEVATION - EAST BAR
1/4" = 1'-0"

RENOVATE PLANT SCIENCE
BUILDING - PHASE 2
SUCF Project No. 161026-00

236 Tower Road
Ithaca, NY 14853

Cornell CALS College of Agriculture and Life Sciences

SUNY State University Construction Fund

Ellenzweig Architecture | Planning	230 Congress Street Boston, MA 02110 T 617 491-5575
Ryan Biggs Clark Davis Structural Engineers	257 Ushers Road Clifton Park, NY 12065 T 518 406-5506
Salas O'Brien Consulting & Engineering Group of NY, Inc. Mechanical Engineers	300 Trolley Blvd. Rochester, NY 14606 T 585 288-5590
Jade Stone Engineering Electrical Engineers	444 Vanduzee St. Watertown, NY 13601 T 315 836 4062
Watson Engineering Plumbing	4500 State Route 434 Apalachin, NY 13732 T 607 223-4334
DM Engineers Fire Protection Engineers	1007 Yonkers Ave Yonkers, NY 10704 T 929 333-2339
Bell & Spina Building Envelope	215 Wyoming Street S Syracuse, NY 13204 T 315 488-0377
Environ. Design & Research Historic Preservation, Landscape, Civil Engineering	217 Montgomery St, Suite 1000 Syracuse, NY 13202 T 315 471-0688
Schuler Shook Lighting Design	240 W 40th Street, 2nd Floor New York, NY 10018 T 212 439-5650
D2D Green Design Sustainability PH2	10 Hallenbeck Hill East Greenbush, NY 12061 T 518 729-2967
Shen Milsom & Wilke Acoustics, IT, AV, Security	417 Fifth Avenue New York, NY 10016 T 212 725-6800
Watts Architects & Engineers Asbestos, Haz Mat	95 Perry Street, Suite 300 Buffalo, NY 14203 T 716 206-5122
Hastings Consulting Building Code	142 Hanlon Rd Holliston, MA 01746 T 508 397-8417
Ellana Cost Consulting	32 Broadway, Suite 801 New York, NY 10004 T 212971-0936

Notes:

INTERIOR GLAZING TYPES

CLEAR	***CG1:*** *1/4" CLEAR TEMPERED SAFETY GLASS (GROUND FL EAST-WEST CORRIDOR LABS)*
CLEAR	**FG1:** 1/4" CLEAR FLOAT GLASS (TRANSOMS)
GRADIENT	**TI1:** 1/4" CLEAR LAMINATED GRADIENT INTERLAYER (LAB ENTRY)
FROSTED	**TI2:** 3/8" CLEAR LAMINATED TRANSLUCENT INTERLAYER (OFFICE)
	TI3: 1/4" CLEAR LAMINATED - CLEAR INTERLAYER
	FR: FIRE-RATED GLAZING (RATED DOOR)
	M: 1/4" TEMPERED FRAMELESS MIRROR GLAZING (TOILET RMS)

WALL PAINT LEGEND

PT-F1	ACCENT PAINT COLOR (EGGSHELL) - OLIVE GREEN
PT-F4	ACCENT PAINT COLOR (EGGSHELL) - ORANGE
PT-S1	ACCENT PAINT COLOR (EGGSHELL) LIGHT GREEN
PT-S2	ACCENT PAINT COLOR (EGGSHELL) - YELLOW
PT-S3	ACCENT PAINT COLOR (EGGSHELL) - ROSE
PT-S4	ACCENT PAINT COLOR (EGGSHELL) - BLUE
PT-S5	ACCENT PAINT COLOR (EGGSHELL) - AQUA
PT-S6	ACCENT PAINT COLOR (EGGSHELL) - GRAY
GWP-##	GRAPHIC WALLPAPER

Job Number	31909.00
Drawing By	BF
Checked By	Checker
Filename	
Date	August 31, 2026

Revisions

INTERIOR ELEVATIONS - GROUND FLOOR - PHASE 2

REGISTERED ARCHITECT JAMES VINCENT RUSSO 022901-1 STATE OF NEW YORK

BID DOCUMENTS
Scale: As indicated

A8.10

2024 Ellenzweig ©

10/13/2026 9:39:34 PM
Autodesk Docs://31909 SUCF Cornell Plant Science/31909_Cornell PSB_Arch_R23.rvt

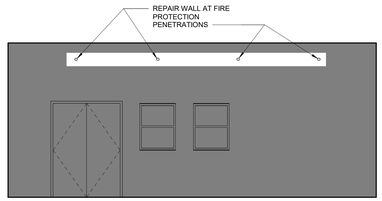

10 HEAD HOUSE EAST ELEVATION
1/4" = 1'-0"

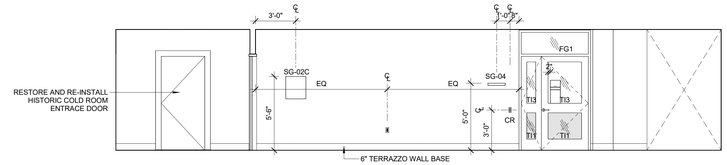

9 FIRST FLOOR - CORRIDOR - NORTH WING 10041 - EAST ELEVATION
1/4" = 1'-0"

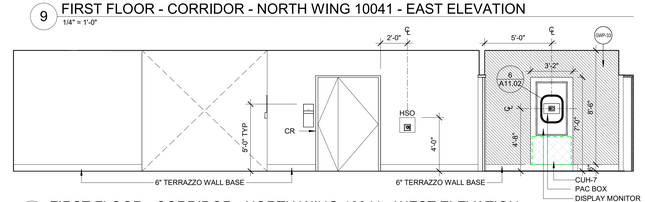

8 FIRST FLOOR - CORRIDOR - NORTH WING 10041 - WEST ELEVATION
1/4" = 1'-0"

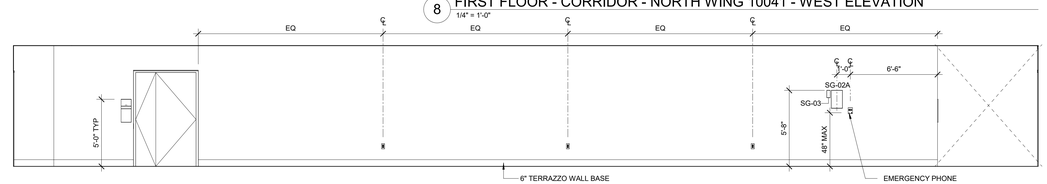

7 FIRST FLOOR - CORRIDOR - NORTH WING 10041 - NORTH ELEVATION
1/4" = 1'-0"

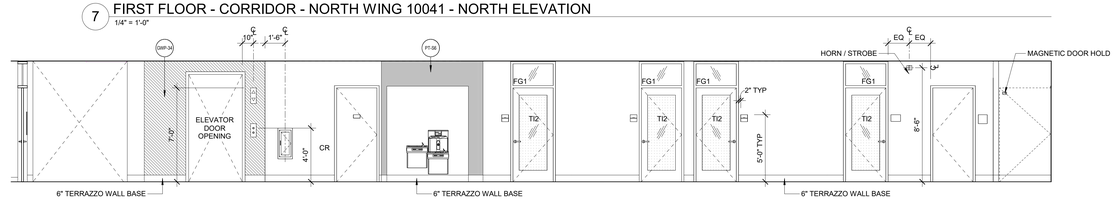

6 FIRST FLOOR - CORRIDOR - NORTH WING 10041 - SOUTH ELEVATION
1/4" = 1'-0"

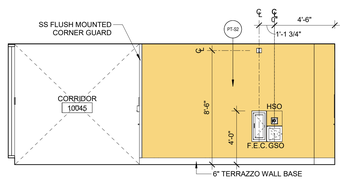

5 FIRST FLOOR - COLLAB 119 - EAST ELEVATION
1/4" = 1'-0"

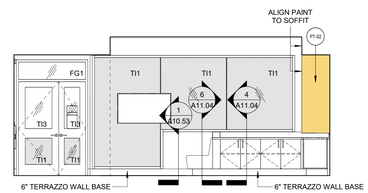

4 FIRST FLOOR - COLLAB 119 - SOUTH ELEVATION
1/4" = 1'-0"

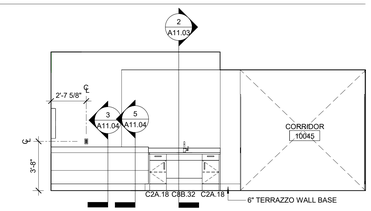

3 FIRST FLOOR - COLLAB 119 - WEST ELEVATION
1/4" = 1'-0"

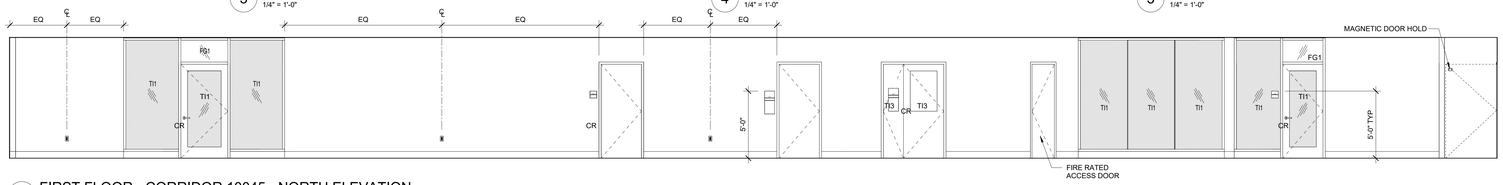

2 FIRST FLOOR - CORRIDOR 10045 - NORTH ELEVATION
1/4" = 1'-0"

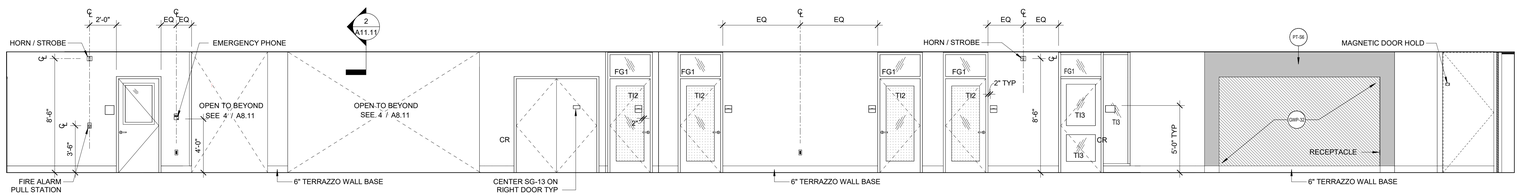

1 FIRST FLOOR - CORRIDOR 10045 - SOUTH ELEVATION
1/4" = 1'-0"

RENOVATE PLANT SCIENCE BUILDING - PHASE 2
SUCF Project No. 161026-00

236 Tower Road
Ithaca, NY 14853

Cornell CALS College of Agriculture and Life Sciences

SUNY State University Construction Fund

Ellenzweig Architecture | Planning	230 Congress Street Boston, MA 02110 T 617 491-5575
Ryan Biggs Clark Davis Structural Engineers	257 Ushers Road Clifton Park, NY 12065 T 518 406-5506
Salas O'Brien Consulting & Engineering Group of NY, Inc. Mechanical Engineers	300 Trolley Blvd. Rochester, NY 14606 T 585 288-5590
Jade Stone Engineering Electrical Engineers	444 Vanduzee St. Watertown, NY 13601 T 315 836 4062
Watson Engineering Plumbing	4500 State Route 434 Apalachin, NY 13732 T 607 223-4334
DM Engineers Fire Protection Engineers	1007 Yonkers Ave Yonkers, NY 10704 T 929 333-2339
Bell & Spina Building Envelope	215 Wyoming Street S Syracuse, NY 13204 T 315 488-0377
Environ. Design & Research Historic Preservation, Landscape, Civil Engineering	217 Montgomery St, Suite 1000 Syracuse, NY 13202 T 315 471-0688
Schuler Shook Lighting Design	240 W 40th Street, 2nd Floor New York, NY 10018 T 212 439-5650
D2D Green Design Sustainability PH2	10 Hallenbeck Hill East Greenbush, NY 12061 T 518 729-2967
Shen Milsom & Wilke Acoustics, IT, AV, Security	417 Fifth Avenue New York, NY 10016 T 212 725-6800
Watts Architects & Engineers Asbestos, Haz Mat	95 Perry Street, Suite 300 Buffalo, NY 14203 T 716 206-5122
Hastings Consulting Building Code	142 Hanlon Rd Holliston, MA 01746 T 508 397-8417
Ellana Cost Consulting	32 Broadway, Suite 801 New York, NY 10004 T 212971-0936

Notes:

INTERIOR GLAZING TYPES

CLEAR **CG1:** *1/4" CLEAR TEMPERED SAFETY GLASS (GROUND FL EAST-WEST CORRIDOR LABS)*

CLEAR **FG1:** 1/4" CLEAR FLOAT GLASS (TRANSOMS)

GRADIENT **TI1:** 1/4" CLEAR LAMINATED GRADIENT INTERLAYER (LAB ENTRY)

FROSTED **TI2:** 3/8" CLEAR LAMINATED TRANSLUCENT INTERLAYER (OFFICE)

TI3: 1/4" CLEAR LAMINATED - CLEAR INTERLAYER

FR: FIRE-RATED GLAZING (RATED DOOR)

M: 1/4" TEMPERED FRAMELESS MIRROR GLAZING (TOILET RMS)

WALL PAINT LEGEND

PT-F1	ACCENT PAINT COLOR (EGGSHELL) - OLIVE GREEN
PT-F4	ACCENT PAINT COLOR (EGGSHELL) - ORANGE
PT-S1	ACCENT PAINT COLOR (EGGSHELL) LIGHT GREEN
PT-S2	ACCENT PAINT COLOR (EGGSHELL) - YELLOW
PT-S3	ACCENT PAINT COLOR (EGGSHELL) - ROSE
PT-S4	ACCENT PAINT COLOR (EGGSHELL) - BLUE
PT-S5	ACCENT PAINT COLOR (EGGSHELL) - AQUA
PT-S6	ACCENT PAINT COLOR (EGGSHELL) - GRAY
GWP-##	GRAPHIC WALLPAPER

Job Number 31909.00
Drawing By BF
Checked By Checker
Filename
Date August 31, 2026

Revisions

INTERIOR ELEVATIONS - FIRST FLOOR - PHASE 2

REGISTERED ARCHITECT BRIAN FINCHER 022901-1 STATE OF NEW YORK

BID DOCUMENTS
Scale: As indicated

A8.11

2024 Ellenzweig ©

10/13/2026 9:39:40 PM
Autodesk Docs://31909 SUCF Cornell Plant Science/31909_Cornell PSB_Arch_R23.rvt

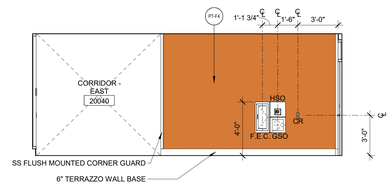

8 SECOND FLOOR - COLLAB 221 - EAST ELEVATION
1/4" = 1'-0"

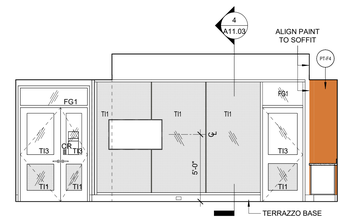

7 SECOND FLOOR - COLLAB 221 - SOUTH ELEVATION
1/4" = 1'-0"

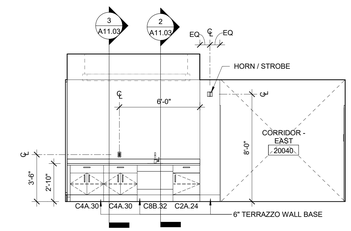

6 SECOND FLOOR - COLLAB 221 - WEST ELEVATION
1/4" = 1'-0"

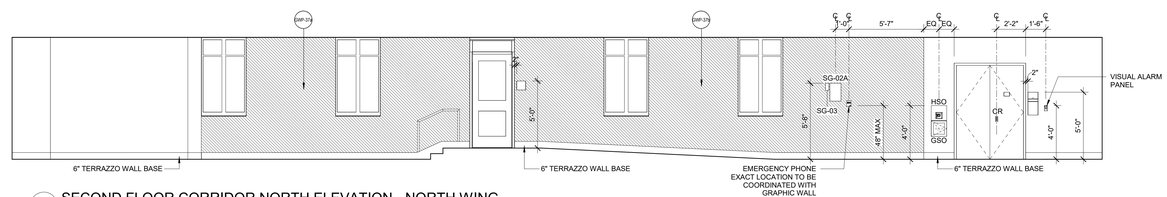

4 SECOND FLOOR CORRIDOR NORTH ELEVATION - NORTH WING
1/4" = 1'-0"

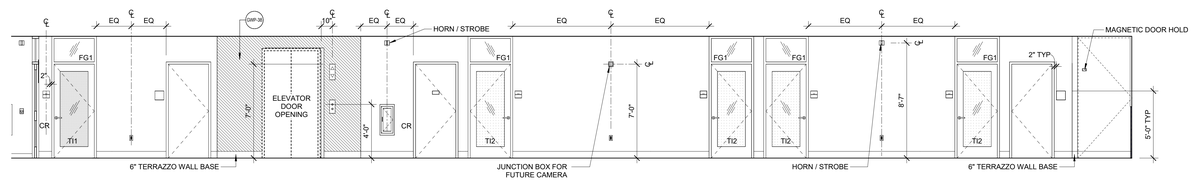

3 SECOND FLOOR CORRIDOR SOUTH ELEVATION - NORTH WING
1/4" = 1'-0"

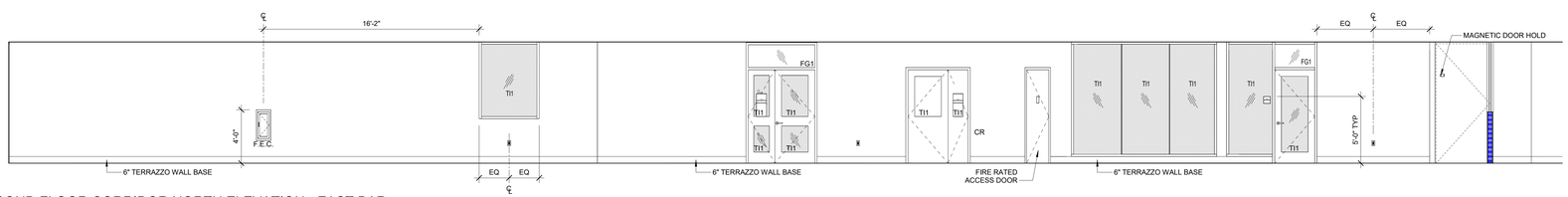

2 SECOND FLOOR CORRIDOR NORTH ELEVATION - EAST BAR
1/4" = 1'-0"

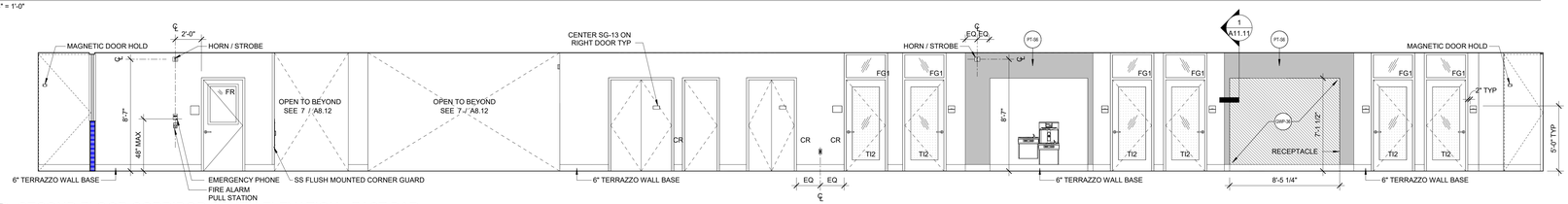

1 SECOND FLOOR CORRIDOR SOUTH ELEVATION - EAST BAR
1/4" = 1'-0"

RENOVATE PLANT SCIENCE BUILDING - PHASE 2
SUCF Project No. 161026-00

236 Tower Road
Ithaca, NY 14853

Cornell CALS College of Agriculture and Life Sciences

SUNY State University Construction Fund

Ellenzweig Architecture | Planning	230 Congress Street Boston, MA 02110 T 617 491-5575
Ryan Biggs Clark Davis Structural Engineers	257 Ushers Road Clifton Park, NY 12065 T 518 406-5506
Salas O'Brien Consulting & Engineering Group of NY, Inc. Mechanical Engineers	300 Trolley Blvd. Rochester, NY 14606 T 585 288-5590
Jade Stone Engineering Electrical Engineers	444 Vanduzee St. Watertown, NY 13601 T 315 836 4062
Watson Engineering Plumbing	4500 State Route 434 Apalachin, NY 13732 T 607 223-4334
DM Engineers Fire Protection Engineers	1007 Yonkers Ave Yonkers, NY 10704 T 929 333-2339
Bell & Spina Building Envelope	215 Wyoming Street S Syracuse, NY 13204 T 315 488-0377
Environ. Design & Research Historic Preservation, Landscape, Civil Engineering	217 Montgomery St, Suite 1000 Syracuse, NY 13202 T 315 471-0688
Schuler Shook Lighting Design	240 W 40th Street, 2nd Floor New York, NY 10018 T 212 439-5650
D2D Green Design Sustainability PH2	10 Hallenbeck Hill East Greenbush, NY 12061 T 518 729-2967
Shen Milsom & Wilke Acoustics, IT, AV, Security	417 Fifth Avenue New York, NY 10016 T 212 725-6800
Watts Architects & Engineers Asbestos, Haz Mat	95 Perry Street, Suite 300 Buffalo, NY 14203 T 716 206-5122
Hastings Consulting Building Code	142 Hanlon Rd Holliston, MA 01746 T 508 397-8417
Ellana Cost Consulting	32 Broadway, Suite 801 New York, NY 10004 T 212971-0936

Notes:

INTERIOR GLAZING TYPES

CLEAR **CG1:** *1/4" CLEAR TEMPERED SAFETY GLASS (GROUND FL EAST-WEST CORRIDOR LABS)*

CLEAR **FG1:** 1/4" CLEAR FLOAT GLASS (TRANSOMS)

GRADIENT **TI1:** 1/4" CLEAR LAMINATED GRADIENT INTERLAYER (LAB ENTRY)

FROSTED **TI2:** 3/8" CLEAR LAMINATED TRANSLUCENT INTERLAYER (OFFICE)

TI3: 1/4" CLEAR LAMINATED - CLEAR INTERLAYER

FR: FIRE-RATED GLAZING (RATED DOOR)

M: 1/4" TEMPERED FRAMELESS MIRROR GLAZING (TOILET RMS)

WALL PAINT LEGEND

	PT-F1	ACCENT PAINT COLOR (EGGSHELL) - OLIVE GREEN
	PT-F4	ACCENT PAINT COLOR (EGGSHELL) - ORANGE
	PT-S1	ACCENT PAINT COLOR (EGGSHELL) LIGHT GREEN
	PT-S2	ACCENT PAINT COLOR (EGGSHELL) - YELLOW
	PT-S3	ACCENT PAINT COLOR (EGGSHELL) - ROSE
	PT-S4	ACCENT PAINT COLOR (EGGSHELL) - BLUE
	PT-S5	ACCENT PAINT COLOR (EGGSHELL) - AQUA
	PT-S6	ACCENT PAINT COLOR (EGGSHELL) - GRAY
	GWP-##	GRAPHIC WALLPAPER

Job Number 31909.00
Drawing By BF
Checked By Checker
Filename
Date August 31, 2026

Revisions

INTERIOR ELEVATIONS - SECOND FLOOR - PHASE 2

REGISTERED ARCHITECT VINCENT J. ELLENZWEIG 022901 STATE OF NEW YORK

BID DOCUMENTS
Scale: As indicated

A8.12

2024 Ellenzweig ©

10/13/2026 9:39:45 PM

Autodesk Docs://31909 SUCF Cornell Plant Sciences/31909_Cornell PSB_Arch_R23.rvt

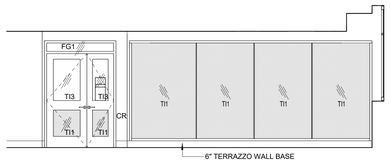

10 THIRD FLOOR - COLLAB 305 - NORTH ELEVATION
1/4" = 1'-0"

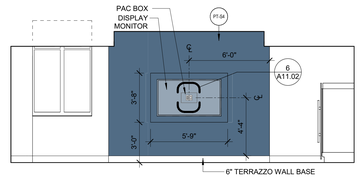

9 THIRD FLOOR - COLLAB 305 - EAST ELEVATION
1/4" = 1'-0"

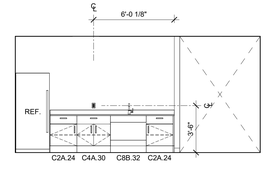

8 THIRD FLOOR - COLLAB 305 - SOUTH ELEVATION
1/4" = 1'-0"

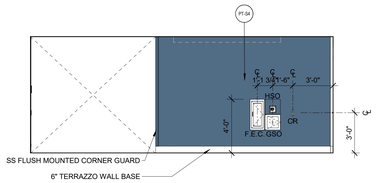

7 THIRD FLOOR - COLLAB 323 - EAST ELEVATION
1/4" = 1'-0"

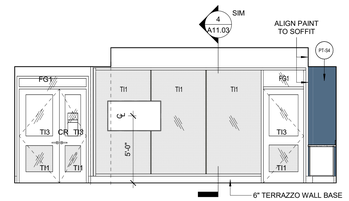

6 THIRD FLOOR - COLLAB 323 - SOUTH ELEVATION
1/4" = 1'-0"

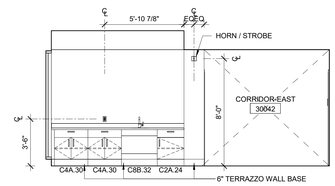

5 THIRD FLOOR - COLLAB 323 - WEST ELEVATION
1/4" = 1'-0"

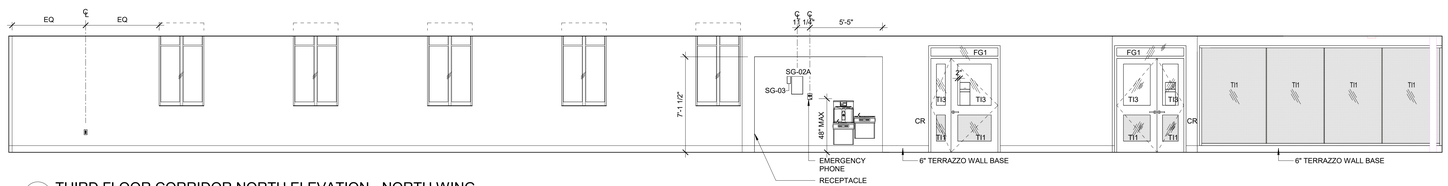

4 THIRD FLOOR CORRIDOR NORTH ELEVATION - NORTH WING
1/4" = 1'-0"

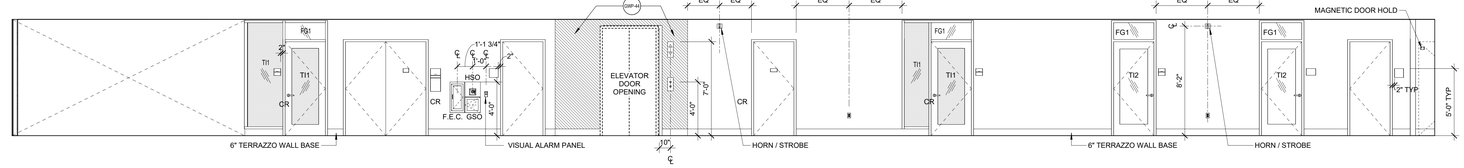

3 THIRD FLOOR CORRIDOR SOUTH ELEVATION - NORTH WING
1/4" = 1'-0"

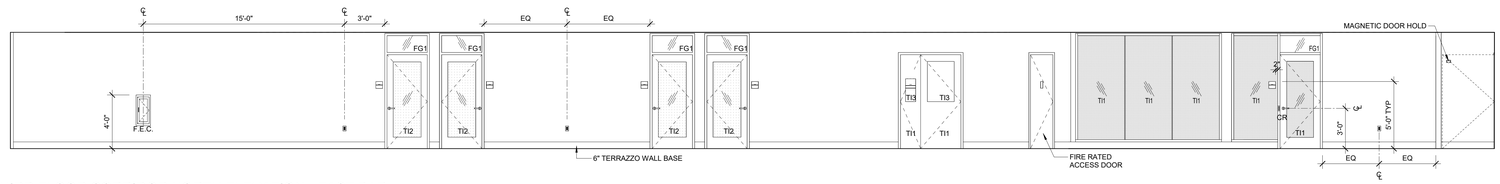

2 THIRD FLOOR CORRIDOR NORTH ELEVATION - EAST BAR
1/4" = 1'-0"

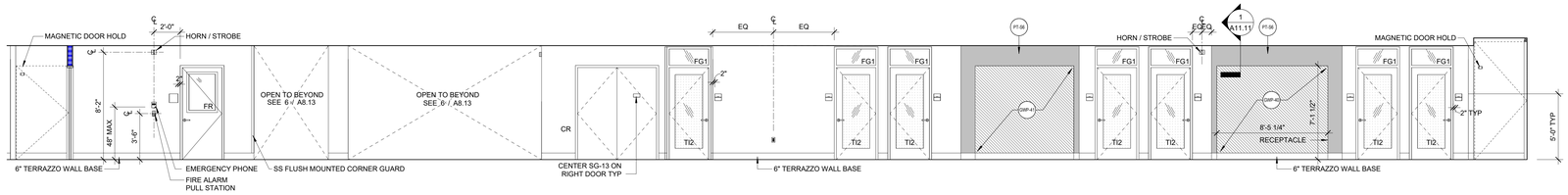

1 THIRD FLOOR CORRIDOR SOUTH ELEVATION - EAST BAR
1/4" = 1'-0"

RENOVATE PLANT SCIENCE BUILDING - PHASE 2
SUCF Project No. 161026-00

236 Tower Road
Ithaca, NY 14853

Cornell CALS College of Agriculture and Life Sciences

SUNY State University Construction Fund

Ellenzweig Architecture | Planning	230 Congress Street Boston, MA 02110 T 617 491-5575
Ryan Biggs Clark Davis Structural Engineers	257 Ushers Road Clifton Park, NY 12065 T 518 406-5506
Salas O'Brien Consulting & Engineering Group of NY, Inc. Mechanical Engineers	300 Trolley Blvd. Rochester, NY 14606 T 585 288-5590
Jade Stone Engineering Electrical Engineers	444 Vanduzee St. Watertown, NY 13601 T 315 836 4062
Watson Engineering Plumbing	4500 State Route 434 Apalachin, NY 13732 T 607 223-4334
DM Engineers Fire Protection Engineers	1007 Yonkers Ave Yonkers, NY 10704 T 929 333-2339
Bell & Spina Building Envelope	215 Wyoming Street S Syracuse, NY 13204 T 315 488-0377
Environ. Design & Research Historic Preservation, Landscape, Civil Engineering	217 Montgomery St, Suite 1000 Syracuse, NY 13202 T 315 471-0688
Schuler Shook Lighting Design	240 W 40th Street, 2nd Floor New York, NY 10018 T 212 439-5650
D2D Green Design Sustainability PH2	10 Hallenbeck Hill East Greenbush, NY 12061 T 518 729-2967
Shen Milsom & Wilke Acoustics, IT, AV, Security	417 Fifth Avenue New York, NY 10016 T 212 725-6800
Watts Architects & Engineers Asbestos, Haz Mat	95 Perry Street, Suite 300 Buffalo, NY 14203 T 716 206-5122
Hastings Consulting Building Code	142 Hanlon Rd Holliston, MA 01746 T 508 397-8417
Ellana Cost Consulting	32 Broadway, Suite 801 New York, NY 10004 T 212971-0936

Notes:

INTERIOR GLAZING TYPES

CLEAR **CG1:** *1/4" CLEAR TEMPERED SAFETY GLASS (GROUND FL EAST-WEST CORRIDOR LABS)*

CLEAR **FG1:** 1/4" CLEAR FLOAT GLASS (TRANSOMS)

GRADIENT **TI1:** 1/4" CLEAR LAMINATED GRADIENT INTERLAYER (LAB ENTRY)

FROSTED **TI2:** 3/8" CLEAR LAMINATED TRANSLUCENT INTERLAYER (OFFICE)

TI3: 1/4" CLEAR LAMINATED - CLEAR INTERLAYER

FR: FIRE-RATED GLAZING (RATED DOOR)

M: 1/4" TEMPERED FRAMELESS MIRROR GLAZING (TOILET RMS)

WALL PAINT LEGEND

PT-F1	ACCENT PAINT COLOR (EGGSHELL) - OLIVE GREEN
PT-F4	ACCENT PAINT COLOR (EGGSHELL) - ORANGE
PT-S1	ACCENT PAINT COLOR (EGGSHELL) LIGHT GREEN
PT-S2	ACCENT PAINT COLOR (EGGSHELL) YELLOW
PT-S3	ACCENT PAINT COLOR (EGGSHELL) - ROSE
PT-S4	ACCENT PAINT COLOR (EGGSHELL) - BLUE
PT-S5	ACCENT PAINT COLOR (EGGSHELL) - AQUA
PT-S6	ACCENT PAINT COLOR (EGGSHELL) - GRAY
GWP-##	GRAPHIC WALLPAPER

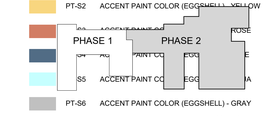

Keyplan

Job Number	31909.00
Drawing By	BF
Checked By	Checker
Filename	
Date	August 31, 2026

Revisions

INTERIOR ELEVATIONS - THIRD FLOOR - PHASE 2

BID DOCUMENTS
Scale: As indicated

A8.13

2024 Ellenzweig ©

Autodesk Docs://31909 SUCF Cornell Plant Science/31909_Cornell PSB_Arch_R23.rvt
10/13/2026 9:39:52 PM

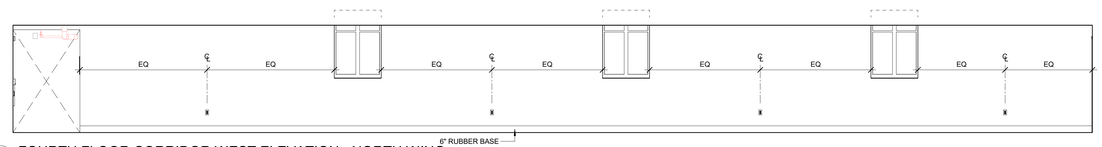

6 FOURTH FLOOR CORRIDOR WEST ELEVATION - NORTH WING
1/4" = 1'-0"

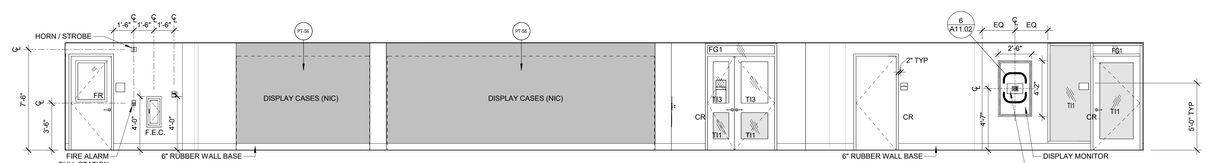

4 FOURTH FLOOR CORRIDOR EAST ELEVATION - NORTH WING
1/4" = 1'-0"

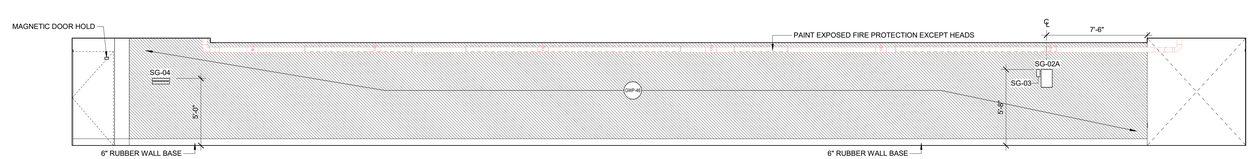

3 FOURTH FLOOR CORRIDOR NORTH ELEVATION - NORTH WING
1/4" = 1'-0"

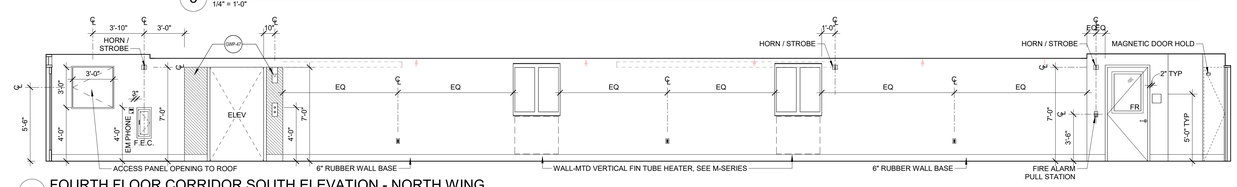

5 FOURTH FLOOR CORRIDOR SOUTH ELEVATION - NORTH WING
1/4" = 1'-0"

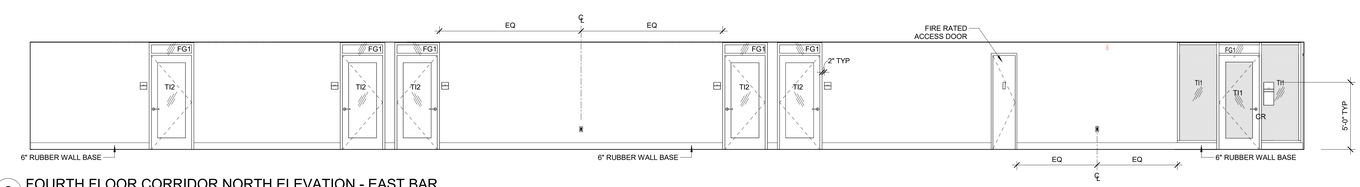

2 FOURTH FLOOR CORRIDOR NORTH ELEVATION - EAST BAR
1/4" = 1'-0"

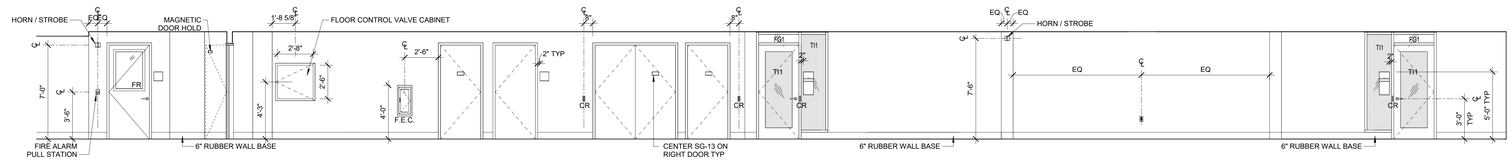

1 FOURTH FLOOR CORRIDOR SOUTH ELEVATION - EAST BAR
1/4" = 1'-0"

RENOVATE PLANT SCIENCE BUILDING - PHASE 2
SUCF Project No. 161026-00

236 Tower Road
Ithaca, NY 14853

Cornell CALS College of Agriculture and Life Sciences

SUNY State University Construction Fund

Ellenzweig Architecture | Planning	230 Congress Street Boston, MA 02110 T 617 491-5575
Ryan Biggs Clark Davis Structural Engineers	257 Ushers Road Clifton Park, NY 12065 T 518 406-5506
Salas O'Brien Consulting & Engineering Group of NY, Inc. Mechanical Engineers	300 Trolley Blvd. Rochester, NY 14606 T 585 288-5590
Jade Stone Engineering Electrical Engineers	444 Vanduzee St. Watertown, NY 13601 T 315 836 4062
Watson Engineering Plumbing	4500 State Route 434 Apalachin, NY 13732 T 607 223-4334
DM Engineers Fire Protection Engineers	1007 Yonkers Ave Yonkers, NY 10704 T 929 333-2339
Bell & Spina Building Envelope	215 Wyoming Street S Syracuse, NY 13204 T 315 488-0377
Environ. Design & Research Historic Preservation, Landscape, Civil Engineering	217 Montgomery St, Suite 1000 Syracuse, NY 13202 T 315 471-0688
Schuler Shook Lighting Design	240 W 40th Street, 2nd Floor New York, NY 10018 T 212 439-5650
D2D Green Design Sustainability PH2	10 Hallenbeck Hill East Greenbush, NY 12061 T 518 729-2967
Shen Milsom & Wilke Acoustics, IT, AV, Security	417 Fifth Avenue New York, NY 10016 T 212 725-6800
Watts Architects & Engineers Asbestos, Haz Mat	95 Perry Street, Suite 300 Buffalo, NY 14203 T 716 206-5122
Hastings Consulting Building Code	142 Hanlon Rd Holliston, MA 01746 T 508 397-8417
Ellana Cost Consulting	32 Broadway, Suite 801 New York, NY 10004 T 212971-0936

Notes:

INTERIOR GLAZING TYPES

CLEAR **CG1:** *1/4" CLEAR TEMPERED SAFETY GLASS (GROUND FL EAST-WEST CORRIDOR LABS)*

CLEAR **FG1:** 1/4" CLEAR FLOAT GLASS (TRANSOMS)

GRADIENT **TI1:** 1/4" CLEAR LAMINATED GRADIENT INTERLAYER (LAB ENTRY)

FROSTED **TI2:** 3/8" CLEAR LAMINATED TRANSLUCENT INTERLAYER (OFFICE)

TI3: 1/4" CLEAR LAMINATED - CLEAR INTERLAYER

FR: FIRE-RATED GLAZING (RATED DOOR)

M: 1/4" TEMPERED FRAMELESS MIRROR GLAZING (TOILET RMS)

WALL PAINT LEGEND

PT-F1	ACCENT PAINT COLOR (EGGSHELL) - OLIVE GREEN
PT-F4	ACCENT PAINT COLOR (EGGSHELL) - ORANGE
PT-S1	ACCENT PAINT COLOR (EGGSHELL) LIGHT GREEN
PT-S2	ACCENT PAINT COLOR (EGGSHELL) - YELLOW
PT-S3	ACCENT PAINT COLOR (EGGSHELL) - ROSE
PT-S4	ACCENT PAINT COLOR (EGGSHELL) - BLUE
PT-S5	ACCENT PAINT COLOR (EGGSHELL) - AQUA
PT-S6	ACCENT PAINT COLOR (EGGSHELL) - GRAY
GWP-##	GRAPHIC WALLPAPER

Job Number 31909.00
Drawing By BF
Checked By Checker
Filename
Date August 31, 2026

Revisions

INTERIOR ELEVATIONS - FOURTH FLOOR -PHASE 2

REGISTERED ARCHITECT BRIAN VINCENT BIGGS 022991-1 STATE OF NEW YORK

BID DOCUMENTS
Scale: As indicated

A8.14

2024 Ellenzweig ©

10/13/2026 9:39:56 PM
Autodesk Docs://31909 SUCF Cornell Plant Science/31909_Cornell PSB_Arch_R23.rvt

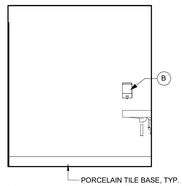

25 GN TOILET ROOM 40020 - EAST ELEV
3/8" = 1'-0"

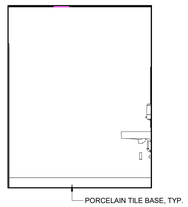

21 GN TOILET ROOM 10021, 20023, 30023 - EAST ELEV
3/8" = 1'-0"

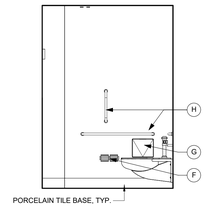

17 GN TOILET ROOM 20020, 30020 - EAST ELEV
3/8" = 1'-0"

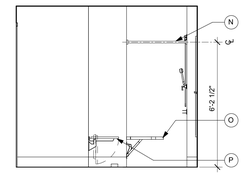

13 HC GN TOILET / SHOWER ROOM G0021 - EAST ELEV
3/8" = 1'-0"

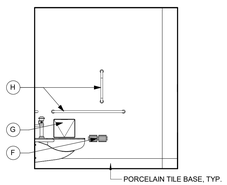

24 GN TOILET ROOM 40020 - WEST ELEV
3/8" = 1'-0"

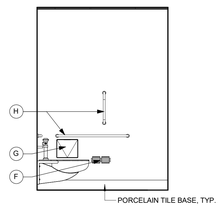

20 GN TOILET ROOM 10021, 20023, 30023 - WEST ELEV
3/8" = 1'-0"

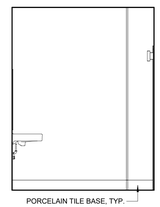

16 GN TOILET ROOM 20020, 30020 - WEST ELEV
3/8" = 1'-0"

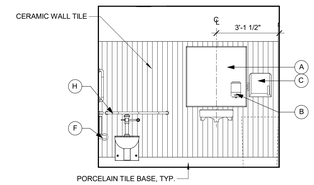

12 HC GN TOILET / SHOWER ROOM G0021 - WEST ELEV
3/8" = 1'-0"

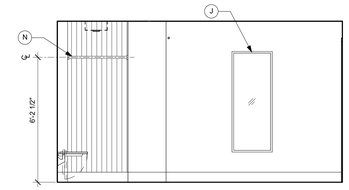

9 GN TOILET / SHOWER ROOM G0020 - WEST ELEV
3/8" = 1'-0"

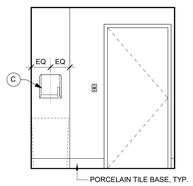

23 GN TOILET ROOM 40020 - NORTH ELEV
3/8" = 1'-0"

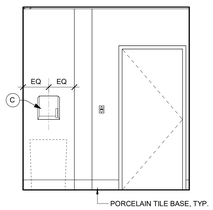

19 GN TOILET ROOM 10021, 20023, 30023 - NORTH ELEV
3/8" = 1'-0"

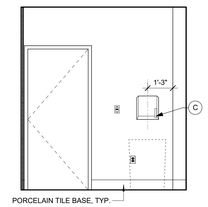

15 GN TOILET ROOM 20020, 30020 - NORTH ELEV
3/8" = 1'-0"

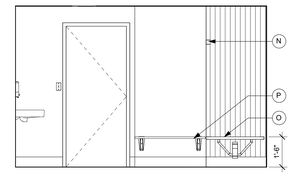

11 HC GN TOILET / SHOWER ROOM G0021 - NORTH ELEV
3/8" = 1'-0"

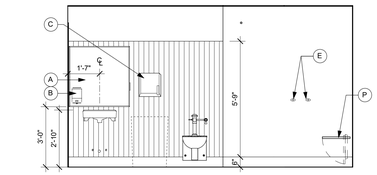

8 GN TOILET / SHOWER ROOM G0020 - EAST ELEV
3/8" = 1'-0"

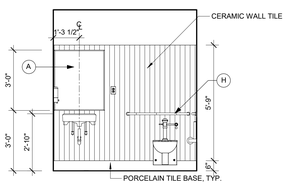

22 GN TOILET ROOM 40020 - SOUTH ELEV
3/8" = 1'-0"

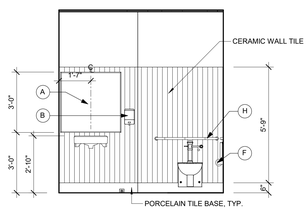

18 GN TOILET ROOM 10021, 20023, 30023 - SOUTH ELEV
3/8" = 1'-0"

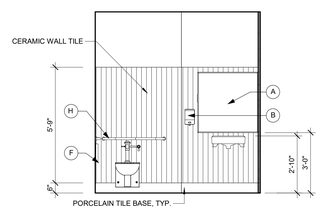

14 GN TOILET ROOM 20020, 30020 - SOUTH ELEV
3/8" = 1'-0"

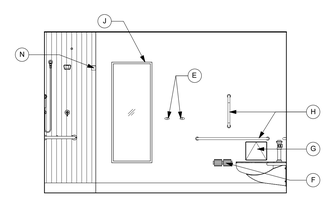

10 HC GN TOILET / SHOWER ROOM G0021 - SOUTH ELEV
3/8" = 1'-0"

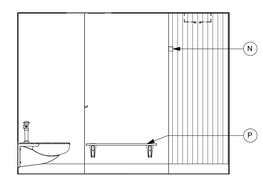

7 GN TOILET / SHOWER ROOM G0020 - SOUTH ELEV
3/8" = 1'-0"

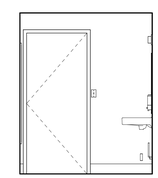

6 G0020 - NORTH ELEV
3/8" = 1'-0"

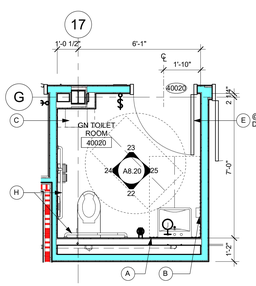

5 GN TOILET ROOM 40020
3/8" = 1'-0"

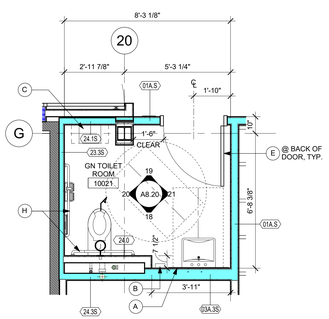

4 GN TOILET ROOM 10021, 20023, 30023
3/8" = 1'-0"

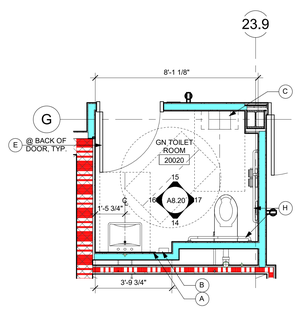

3 GM TOILET ROOM 20020, 30020
3/8" = 1'-0"

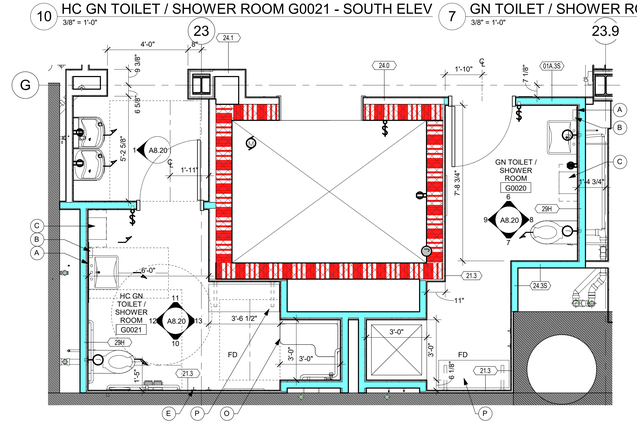

2 GN TOILET / SHOWER ROOMS G0020, G0021
3/8" = 1'-0"

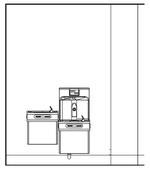

1 DRINKING FOUNTAIN - WEST ELEV
3/8" = 1'-0"

TOILET ACCESSORIES SCHEDULE:

A	36" TALL TEMPERED GLASS MIRROR	J	24" WIDE FULL-LENGTH TEMPERED GLASS MIRROR
B	OFCI - SURFACE MOUNTED SOAP DISPENSER	L	STAINLESS STEEL FULLY-RECESSED MOUNTED SANITARY NAPKIN DISPENSER
C	OFCI - SURFACE-MOUNTED 8" ROLL PAPER TOWEL DISPENSER	M	30" FULL-LENGTH TEMPERED GLASS MIRROR
D	OFOI - WASTE RECEPTACLE	N	SHOWER CURTAIN ROD
E	COAT HOOK	O	FOLDABLE SHOWER SEAT
F	OFCI - SURFACE MOUNTED TOILET TISSUE DISPENSER	P	FOLDABLE BENCH
G	SURFACE MOUNTED SANITARY NAPKIN DISPOSAL	NOTE: ALL TOILET ACCESSORIES CFCI UNLESS NOTED OTHERWISE.	
H	ADA VERTICAL AND DUAL HORIZONTAL STAINLESS STEEL GRAB BARS	PROVIDE BLOCKING FOR GRAB BARS AND ACCESSORIES PER MANUFACTURERS' RECOMMENDATIONS AND CODE REQUIREMENTS.	

NOTE: REFER TO G1.2 FOR MOUNTING LOCATIONS FOR TOILET ACCESSORIES.

RENOVATE PLANT SCIENCE BUILDING - PHASE 2
SUCF Project No. 161026-00

236 Tower Road
Ithaca, NY 14853

Cornell CALS College of Agriculture and Life Sciences
SUNY State University Construction Fund

Ellenzweig Architecture | Planning	230 Congress Street Boston, MA 02110 T 617 491-5575
Ryan Biggs Clark Davis Structural Engineers	257 Ushers Road Clifton Park, NY 12065 T 518 406-5506
Salas O'Brien Consulting & Engineering Group of NY, Inc. Mechanical Engineers	300 Trolley Blvd. Rochester, NY 14606 T 585 288-5590
Jade Stone Engineering Electrical Engineers	444 Vanduzee St. Watertown, NY 13601 T 315 836 4062
Watson Engineering Plumbing	4500 State Route 434 Apalachin, NY 13732 T 607 223-4334
DM Engineers Fire Protection Engineers	1007 Yonkers Ave Yonkers, NY 10704 T 929 333-2339
Bell & Spina Building Envelope	215 Wyoming Street S Syracuse, NY 13204 T 315 488-0377
Environ. Design & Research Historic Preservation, Landscape, Civil Engineering	217 Montgomery St, Suite 1000 Syracuse, NY 13202 T 315 471-0688
Schuler Shook Lighting Design	240 W 40th Street, 2nd Floor New York, NY 10018 T 212 439-5650
D2D Green Design Sustainability PH2	10 Hallenbeck Hill East Greenbush, NY 12061 T 518 729-2967
Shen Milsom & Wilke Acoustics, IT, AV, Security	417 Fifth Avenue New York, NY 10016 T 212 725-6800
Watts Architects & Engineers Asbestos, Haz Mat	95 Perry Street, Suite 300 Buffalo, NY 14203 T 716 206-5122
Hastings Consulting Building Code	142 Hanlon Rd Holliston, MA 01746 T 508 397-8417
Ellana Cost Consulting	32 Broadway, Suite 801 New York, NY 10004 T 212971-0936

Notes:

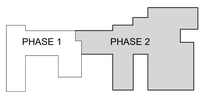

Keyplan

Job Number	31909.00
Drawing By	BF
Checked By	AT / SM
Filename	
Date	August 31, 2026

Revisions

GENDER NEUTRAL RESTROOMS & SHOWER ROOM

BID DOCUMENTS
Scale: As indicated

A8.20

2024 Ellenzweig ©

10/13/2026 9:40:10 PM
Autodesk Docs://31909 SUCF Cornell Plant Science/31909_Cornell PSB_Arch_R23.rvt

FINISH LEGEND

CPT-01	CARPET TILE BOD: MANNINGTON:
CPT-02	CARPET TILE BOD: MANNINGTON:
CPT-03	ENTRY MAT SYSTEM
SC-01	CONC-S: SEALED CONCRETE, MAINTENANCE
SC-02	CONC-S: SEALED CONCRETE, FIELD WORK LAB
RS-01	RESILIENT SHEET LINOLEUM FLOORING BOD: FORBO: 3428 SPLASH - SEASHELL
RS-02	RESILIENT SHEET LINOLEUM FLOORING BOD: FORBO: 5801 TERRA - RIVERBANK
RS-03	RESILIENT SHEET LINOLEUM FLOORING BOD: FORBO: TERRA - ALPINE MIST
RS-05	RUBBER SHEET FLOORING BOD: NORA SATURA VULPECULA
RS-06	RESILIENT SHEET BOD: ALTRO WALKWAY 20, COLOR TBD
TZ-01A	EPOXY THINSET TERRAZZO MATCH EXISTING GREEN
TZ-01B	EPOXY THINSET TERRAZZO MATCH EXISTING BEIGE/LIGHT GREEN
CT-01	2" HEXAGON PORCELAIN FLOOR TILE
RT-01	RESILIENT TILE BOD: FORBO: MODULAR - 3136 CONCRETE
RT-02	RESILIENT TILE BOD: FORBO: MODULAR - 3216 MORAINE
RST-01	RESILIENT STAIR TREADS AND RISERS BOD: TARKETT BAMBOO WITH VISUALLY CONTRASTING NOSING STRIP
RB-01A	4" RUBBER COVE BASE - "SLATE"
RB-01B	4" RUBBER STRAIGHT BASE - "SLATE" AT CARPET
RB-02	4" RUBBER STRAIGHT BASE - "PEBBLE"
RB-05	4" RUBBER STRAIGHT BASE - "GREY WG"
RB-06	6" RUBBER BASE - "GREEN SMOKE"
TB-01	6" TERRAZZO BASE, TO MATCH TZ01A

AREA OF ADDITIONAL THICKNESS OF HYDRAULIC CEMENT UNDERLAYMENT IS REQUIRED FOR FLOOR LEVELING OF EXISTING CONCRETE SLABS. REFER TO SHEET NOTE 1 / A9.05, DIVISION 03 SPECIFICATIONS, AND DIVISION 09 SPECIFICATIONS FOR FLOOR FLATNESS REQUIREMENTS FOR ALL FLOOR FINISHES.

GENERAL NOTES:
1. AS PART OF TERRAZZO RESTORATION, PROVIDE 200 LIN FT CRACK REPAIR
2. RESTORE EXISTING-TO-REMAIN FINISH WHERE IMPACTED BY SCOPE OF WORK, SUCH AS TOUCH-UP PAINT WHEN EXIT SIGNS REMOVED FROM FIRE DOORS. CLEAN REINSTALLED A.C.T.
3. PROVIDE PRECAST TERRAZZO THRESHOLDS ALONG CORRIDORS WITH TERRAZZO FLOORING.

PT-01	FIELD PAINT COLOR (EGGSHELL) BENJAMIN MOORE - SWISS COFFEE
PT-02	FIELD PAINT COLOR (EGGSHELL) BENJAMIN MOORE - BALBOA MIST
PT-03	DOOR & FRAME COLOR (SEMI-GLOSS) BENJAMIN MOORE -
PT-F4.01	CEILING ACCENT PAINT COLOR 2156-30 JACK O'LANTERN (SEE OUR RCP'S FOR LOCATIONS)
PT-S1.01	CEILING ACCENT PAINT COLOR 557 LEPRECHAUN GREEN (SEE OUR RCP'S FOR LOCATIONS)
PT-S2.01	CEILING ACCENT PAINT COLOR 319 DALILA (SEE OUR RCP'S FOR LOCATIONS)
PT-S4.01	CEILING ACCENT PAINT COLOR 825 BLUE NOVA (SEE OUR RCP'S FOR LOCATIONS)
PT-F1	ACCENT PAINT COLOR (EGGSHELL) OLIVE GREEN
PT-F4	ACCENT PAINT COLOR (EGGSHELL) ORANGE
PT-S1	ACCENT PAINT COLOR (EGGSHELL) LIGHT GREEN
PT-S2	ACCENT PAINT COLOR (EGGSHELL) YELLOW
PT-S3	ACCENT PAINT COLOR (EGGSHELL) ROSE
PT-S4	ACCENT PAINT COLOR (EGGSHELL) BLUE
PT-S5	ACCENT PAINT COLOR (EGGSHELL) AQUA
PT-S6	ACCENT PAINT COLOR (EGGSHELL) GRAY
GWP	GRAPHIC WALLPAPER

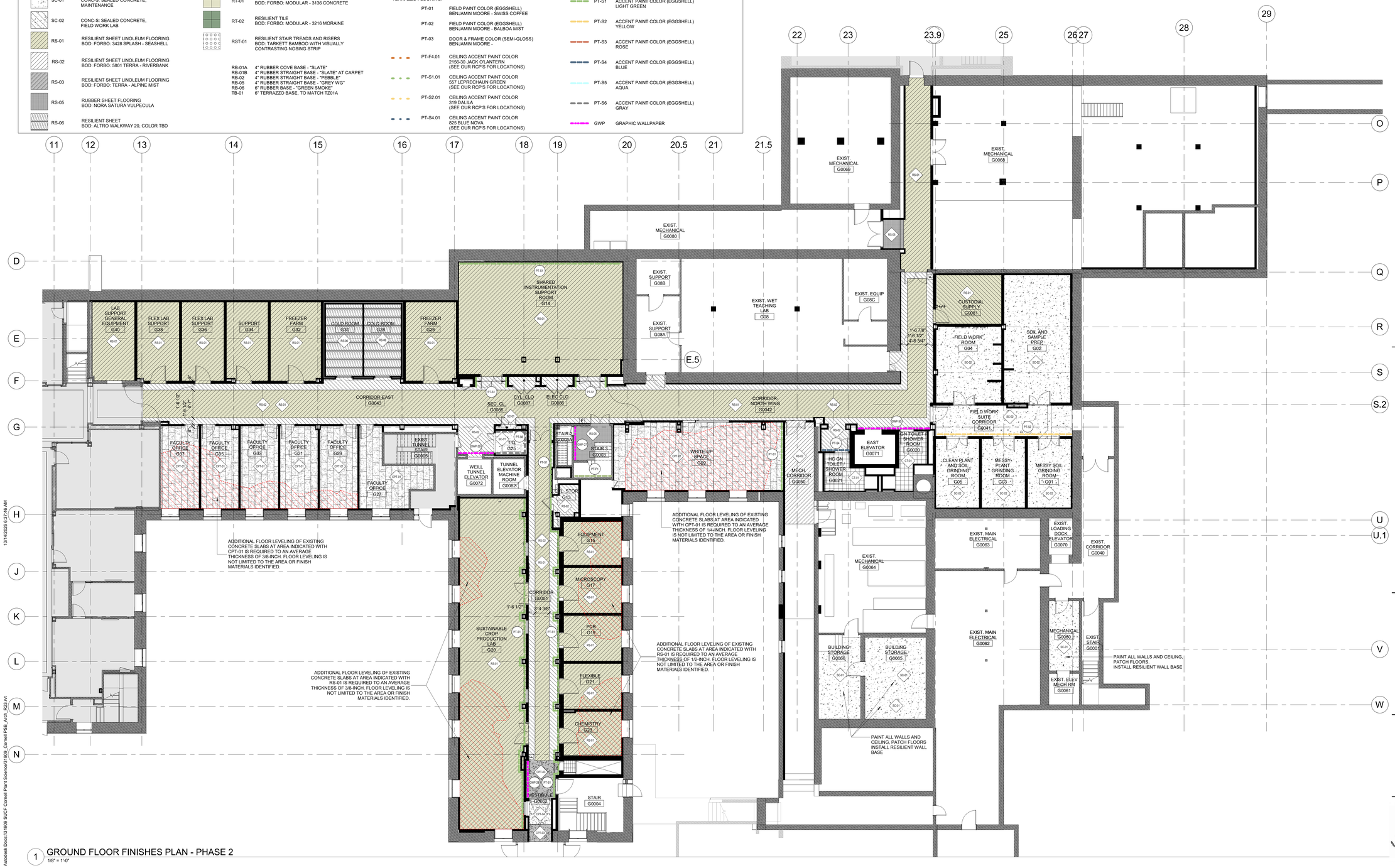

1 GROUND FLOOR FINISHES PLAN - PHASE 2
1/8" = 1'-0"

RENOVATE PLANT SCIENCE BUILDING - PHASE 2
SUCF Project No. 161026-00
236 Tower Road
Ithaca, NY 14853

Cornell CALS College of Agriculture and Life Sciences
SUNY State University Construction Fund

Ellenzweig Architecture | Planning	230 Congress Street Boston, MA 02110 T 617 491-5575
Ryan Biggs Clark Davis Structural Engineers	257 Ushers Road Clifton Park, NY 12065 T 518 406-5506
Salas O'Brien Consulting & Engineering Group of NY, Inc. Mechanical Engineers	300 Trolley Blvd. Rochester, NY 14606 T 585 288-5590
Jade Stone Engineering Electrical Engineers	444 Vanduzee St. Watertown, NY 13601 T 315 836 4062
Watson Engineering Plumbing	4500 State Route 434 Apalachin, NY 13732 T 607 223-4334
DM Engineers Fire Protection Engineers	1007 Yonkers Ave Yonkers, NY 10704 T 929 333-2339
Bell & Spina Building Envelope	215 Wyoming Street S Syracuse, NY 13204 T 315 488-0377
Environ. Design & Research Historic Preservation, Landscape, Civil Engineering	217 Montgomery St, Suite 1000 Syracuse, NY 13202 T 315 471-0688
Schuler Shook Lighting Design	240 W 40th Street, 2nd Floor New York, NY 10018 T 212 439-5650
D2D Green Design Sustainability PH2	10 Hallenbeck Hill East Greenbush, NY 12061 T 518 729-2967
Shen Milsom & Wilke Acoustics, IT, AV, Security	417 Fifth Avenue New York, NY 10016 T 212 725-6800
Watts Architects & Engineers Asbestos, Haz Mat	95 Perry Street, Suite 300 Buffalo, NY 14203 T 716 206-5122
Hastings Consulting Building Code	142 Hanlon Rd Holliston, MA 01746 T 508 397-8417
Ellana Cost Consulting	32 Broadway, Suite 801 New York, NY 10004 T 212971-0936

Notes:

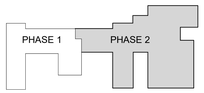

Keyplan

Job Number	31909.00
Drawing By	BF
Checked By	Checker
Filename	
Date	August 31, 2026

Revisions

GROUND FLOOR FINISH PLAN - PHASE 2

BID DOCUMENTS
Scale: 1/8" = 1'-0"

REGISTERED ARCHITECT JAMES VINCENT ROSSI 022901-1 STATE OF NEW YORK

A9.00

2024 Ellenzweig ©

Autodesk Docs://31909 SUCF Cornell Plant Sciences/31909_Cornell PSB_Arch_R23.rvt
10/14/2026 6:37:46 AM

FINISH LEGEND

CPT-01	CARPET TILE BOD: MANNINGTON:
CPT-02	CARPET TILE BOD: MANNINGTON:
CPT-03	ENTRY MAT SYSTEM
SC-01	CONC-S: SEALED CONCRETE, MAINTENANCE
SC-02	CONC-S: SEALED CONCRETE, FIELD WORK LAB
RS-01	RESILIENT SHEET LINOLEUM FLOORING BOD: FORBO: 3428 SPLASH - SEASHELL
RS-02	RESILIENT SHEET LINOLEUM FLOORING BOD: FORBO: 5801 TERRA - RIVERBANK
RS-03	RESILIENT SHEET LINOLEUM FLOORING BOD: FORBO: TERRA - ALPINE MIST
RS-05	RUBBER SHEET FLOORING BOD: NORA SATURA VULPECULA
RS-06	RESILIENT SHEET BOD: ALTRO WALKWAY 20, COLOR TBD
TZ-01A	EPOXY THINSET TERRAZZO MATCH EXISTING GREEN
TZ-01B	EPOXY THINSET TERRAZZO MATCH EXISTING BEIGE/LIGHT GREEN
CT-01	2" HEXAGON PORCELAIN FLOOR TILE
RT-01	RESILIENT TILE BOD: FORBO: MODULAR - 3136 CONCRETE
RT-02	RESILIENT TILE BOD: FORBO: MODULAR - 3216 MORAINE
RST-01	RESILIENT STAIR TREADS AND RISERS BOD: TARKETT BAMBOO WITH VISUALLY CONTRASTING NOSING STRIP
RB-01A	4" RUBBER COVE BASE - "SLATE"
RB-01B	4" RUBBER STRAIGHT BASE - "SLATE" AT CARPET
RB-02	4" RUBBER STRAIGHT BASE - "PEBBLE"
RB-05	4" RUBBER STRAIGHT BASE - "GREY WG"
RB-06	6" RUBBER BASE - "GREEN SMOKE"
TB-01	6" TERRAZZO BASE, TO MATCH TZ01A

AREA OF ADDITIONAL THICKNESS OF HYDRAULIC CEMENT UNDERLAYMENT IS REQUIRED FOR FLOOR LEVELING OF EXISTING CONCRETE SLABS. REFER TO SHEET NOTE 1 / A9.05, DIVISION 03 SPECIFICATIONS, AND DIVISION 09 SPECIFICATIONS FOR FLOOR FLATNESS REQUIREMENTS FOR ALL FLOOR FINISHES.

GENERAL NOTES:
1. AS PART OF TERRAZZO RESTORATION, PROVIDE 200 LIN FT CRACK REPAIR
2. RESTORE EXISTING-TO-REMAIN FINISH WHERE IMPACTED BY SCOPE OF WORK, SUCH AS TOUCH-UP PAINT WHEN EXIT SIGNS REMOVED FROM FIRE DOORS. CLEAN REINSTALLED A.C.T.
3. PROVIDE PRECAST TERRAZZO THRESHOLDS ALONG CORRIDORS WITH TERRAZZO FLOORING.

PT-01	FIELD PAINT COLOR (EGGSHELL) BENJAMIN MOORE - SWISS COFFEE
PT-02	FIELD PAINT COLOR (EGGSHELL) BENJAMIN MOORE - BALBOA MIST
PT-03	DOOR & FRAME COLOR (SEMI-GLOSS) BENJAMIN MOORE -
PT-F4.01	CEILING ACCENT PAINT COLOR 2156-30 JACK O'LANTERN (SEE OUR RCP'S FOR LOCATIONS)
PT-S1.01	CEILING ACCENT PAINT COLOR 557 LEPRECHAUN GREEN (SEE OUR RCP'S FOR LOCATIONS)
PT-S2.01	CEILING ACCENT PAINT COLOR 319 DALILA (SEE OUR RCP'S FOR LOCATIONS)
PT-S4.01	CEILING ACCENT PAINT COLOR 825 BLUE NOVA (SEE OUR RCP'S FOR LOCATIONS)
PT-F1	ACCENT PAINT COLOR (EGGSHELL) OLIVE GREEN
PT-F4	ACCENT PAINT COLOR (EGGSHELL) ORANGE
PT-S1	ACCENT PAINT COLOR (EGGSHELL) LIGHT GREEN
PT-S2	ACCENT PAINT COLOR (EGGSHELL) YELLOW
PT-S3	ACCENT PAINT COLOR (EGGSHELL) ROSE
PT-S4	ACCENT PAINT COLOR (EGGSHELL) BLUE
PT-S5	ACCENT PAINT COLOR (EGGSHELL) AQUA
PT-S6	ACCENT PAINT COLOR (EGGSHELL) GRAY
GWP	GRAPHIC WALLPAPER

1 FIRST FLOOR FINISHES PLAN - PHASE 2
1/8" = 1'-0"

RENOVATE PLANT SCIENCE BUILDING - PHASE 2
SUCF Project No. 161026-00

236 Tower Road
Ithaca, NY 14853

Cornell CALS College of Agriculture and Life Sciences
SUNY State University Construction Fund

Ellenzweig Architecture | Planning	230 Congress Street Boston, MA 02110 T 617 491-5575
Ryan Biggs Clark Davis Structural Engineers	257 Ushers Road Clifton Park, NY 12065 T 518 406-5506
Salas O'Brien Consulting & Engineering Group of NY, Inc. Mechanical Engineers	300 Trolley Blvd. Rochester, NY 14606 T 585 288-5590
Jade Stone Engineering Electrical Engineers	444 Vanduzee St. Watertown, NY 13601 T 315 836 4062
Watson Engineering Plumbing	4500 State Route 434 Apalachin, NY 13732 T 607 223-4334
DM Engineers Fire Protection Engineers	1007 Yonkers Ave Yonkers, NY 10704 T 929 333-2339
Bell & Spina Building Envelope	215 Wyoming Street S Syracuse, NY 13204 T 315 488-0377
Environ. Design & Research Historic Preservation, Landscape, Civil Engineering	217 Montgomery St, Suite 1000 Syracuse, NY 13202 T 315 471-0688
Schuler Shook Lighting Design	240 W 40th Street, 2nd Floor New York, NY 10018 T 212 439-5650
D2D Green Design Sustainability PH2	10 Hallenbeck Hill East Greenbush, NY 12061 T 518 729-2967
Shen Milsom & Wilke Acoustics, IT, AV, Security	417 Fifth Avenue New York, NY 10016 T 212 725-6800
Watts Architects & Engineers Asbestos, Haz Mat	95 Perry Street, Suite 300 Buffalo, NY 14203 T 716 206-5122
Hastings Consulting Building Code	142 Hanlon Rd Holliston, MA 01746 T 508 397-8417
Ellana Cost Consulting	32 Broadway, Suite 801 New York, NY 10004 T 212971-0936

Notes:

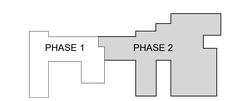

Keyplan

Job Number	31909.00
Drawing By	BF
Checked By	Checker
Filename	
Date	August 31, 2026

Revisions

FIRST FLOOR FINISH PLAN - PHASE 2

REGISTERED ARCHITECT JAMES VINCENT BUONO 022991-1 STATE OF NEW YORK

BID DOCUMENTS
Scale: 1/8" = 1'-0"

A9.01

2024 Ellenzweig ©

Autodesk Docs://31909 SUCF Cornell Plant Science/31909_Cornell PSB_Arch_R23.rvt
10/14/2026 8:37:57 AM

FINISH LEGEND

CPT-01	CARPET TILE BOD: MANNINGTON:	TZ-01A	EPOXY THINSET TERRAZZO MATCH EXISTING GREEN
CPT-02	CARPET TILE BOD: MANNINGTON:	TZ-01B	EPOXY THINSET TERRAZZO MATCH EXISTING BEIGE/LIGHT GREEN
CPT-03	ENTRY MAT SYSTEM	CT-01	2" HEXAGON PORCELAIN FLOOR TILE
SC-01	CONC-S: SEALED CONCRETE, MAINTENANCE	RT-01	RESILIENT TILE BOD: FORBO: MODULAR - 3136 CONCRETE
SC-02	CONC-S: SEALED CONCRETE, FIELD WORK LAB	RT-02	RESILIENT TILE BOD: FORBO: MODULAR - 3216 MORAINE
RS-01	RESILIENT SHEET LINOLEUM FLOORING BOD: FORBO: 3428 SPLASH - SEASHELL	RST-01	RESILIENT STAIR TREADS AND RISERS BOD: TARKETT BAMBOO WITH VISUALLY CONTRASTING NOSING STRIP
RS-02	RESILIENT SHEET LINOLEUM FLOORING BOD: FORBO: 5801 TERRA - RIVERBANK	RB-01A RB-01B RB-02 RB-05 RB-06 TB-01	4" RUBBER COVE BASE - "SLATE" 4" RUBBER STRAIGHT BASE - "SLATE" AT CARPET 4" RUBBER STRAIGHT BASE - "PEBBLE" 4" RUBBER STRAIGHT BASE - "GREY WG" 6" RUBBER BASE - "GREEN SMOKE" 6" TERRAZZO BASE, TO MATCH TZ01A
RS-03	RESILIENT SHEET LINOLEUM FLOORING BOD: FORBO: TERRA - ALPINE MIST		
RS-05	RUBBER SHEET FLOORING BOD: NORA SATURA VULPECULA		
RS-06	RESILIENT SHEET BOD: ALTRO WALKWAY 20, COLOR TBD		

AREA OF ADDITIONAL THICKNESS OF HYDRAULIC CEMENT UNDERLAYMENT IS REQUIRED FOR FLOOR LEVELING OF EXISTING CONCRETE SLABS. REFER TO SHEET NOTE 1 / A9.05, DIVISION 03 SPECIFICATIONS, AND DIVISION 09 SPECIFICATIONS FOR FLOOR FLATNESS REQUIREMENTS FOR ALL FLOOR FINISHES.

GENERAL NOTES:
1. AS PART OF TERRAZZO RESTORATION, PROVIDE 200 LIN FT CRACK REPAIR
2. RESTORE EXISTING-TO-REMAIN FINISH WHERE IMPACTED BY SCOPE OF WORK, SUCH AS TOUCH-UP PAINT WHEN EXIT SIGNS REMOVED FROM FIRE DOORS. CLEAN REINSTALLED A.C.T.
3. PROVIDE PRECAST TERRAZZO THRESHOLDS ALONG CORRIDORS WITH TERRAZZO FLOORING.

PT-01	FIELD PAINT COLOR (EGGSHELL) BENJAMIN MOORE - SWISS COFFEE
PT-02	FIELD PAINT COLOR (EGGSHELL) BENJAMIN MOORE - BALBOA MIST
PT-03	DOOR & FRAME COLOR (SEMI-GLOSS) BENJAMIN MOORE -
PT-F4.01	CEILING ACCENT PAINT COLOR 2156-30 JACK O'LANTERN (SEE OUR RCP'S FOR LOCATIONS)
PT-S1.01	CEILING ACCENT PAINT COLOR 557 LEPRECHAUN GREEN (SEE OUR RCP'S FOR LOCATIONS)
PT-S2.01	CEILING ACCENT PAINT COLOR 319 DALILA (SEE OUR RCP'S FOR LOCATIONS)
PT-S4.01	CEILING ACCENT PAINT COLOR 825 BLUE NOVA (SEE OUR RCP'S FOR LOCATIONS)
PT-F1	ACCENT PAINT COLOR (EGGSHELL) OLIVE GREEN
PT-F4	ACCENT PAINT COLOR (EGGSHELL) ORANGE
PT-S1	ACCENT PAINT COLOR (EGGSHELL) LIGHT GREEN
PT-S2	ACCENT PAINT COLOR (EGGSHELL) YELLOW
PT-S3	ACCENT PAINT COLOR (EGGSHELL) ROSE
PT-S4	ACCENT PAINT COLOR (EGGSHELL) BLUE
PT-S5	ACCENT PAINT COLOR (EGGSHELL) AQUA
PT-S6	ACCENT PAINT COLOR (EGGSHELL) GRAY
GWP	GRAPHIC WALLPAPER

1 SECOND FLOOR FINISHES PLAN - PHASE 2
1/8" = 1'-0"

RENOVATE PLANT SCIENCE BUILDING - PHASE 2
SUCF Project No. 161026-00
236 Tower Road
Ithaca, NY 14853

Cornell CALS College of Agriculture and Life Sciences
SUNY State University Construction Fund

Ellenzweig Architecture | Planning	230 Congress Street Boston, MA 02110 T 617 491-5575
Ryan Biggs Clark Davis Structural Engineers	257 Ushers Road Clifton Park, NY 12065 T 518 406-5506
Salas O'Brien Consulting & Engineering Group of NY, Inc. Mechanical Engineers	300 Trolley Blvd. Rochester, NY 14606 T 585 288-5590
Jade Stone Engineering Electrical Engineers	444 Vanduzee St. Watertown, NY 13601 T 315 836 4062
Watson Engineering Plumbing	4500 State Route 434 Apalachin, NY 13732 T 607 223-4334
DM Engineers Fire Protection Engineers	1007 Yonkers Ave Yonkers, NY 10704 T 929 333-2339
Bell & Spina Building Envelope	215 Wyoming Street S Syracuse, NY 13204 T 315 488-0377
Environ. Design & Research Historic Preservation, Landscape, Civil Engineering	217 Montgomery St, Suite 1000 Syracuse, NY 13202 T 315 471-0688
Schuler Shook Lighting Design	240 W 40th Street, 2nd Floor New York, NY 10018 T 212 439-5650
D2D Green Design Sustainability PH2	10 Hallenbeck Hill East Greenbush, NY 12061 T 518 729-2967
Shen Milsom & Wilke Acoustics, IT, AV, Security	417 Fifth Avenue New York, NY 10016 T 212 725-6800
Watts Architects & Engineers Asbestos, Haz Mat	95 Perry Street, Suite 300 Buffalo, NY 14203 T 716 206-5122
Hastings Consulting Building Code	142 Hanlon Rd Holliston, MA 01746 T 508 397-8417
Ellana Cost Consulting	32 Broadway, Suite 801 New York, NY 10004 T 212971-0936

Notes:

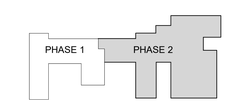

Keyplan

Job Number	31909.00
Drawing By	BF
Checked By	Checker
Filename	
Date	August 31, 2026

Revisions

SECOND FLOOR FINISH PLAN - PHASE 2

BID DOCUMENTS
Scale: 1/8" = 1'-0"

REGISTERED ARCHITECT JAMES VINCENT RODRIGUEZ 022901-1 STATE OF NEW YORK

A9.02

2024 Ellenzweig ©

Autodesk Docs://31909 SUCF Cornell Plant Sciences/31909_Cornell PSB_Arch_R22.rvt
10/14/2026 6:38:07 AM

FINISH LEGEND

CPT-01	CARPET TILE BOD: MANNINGTON:	
CPT-02	CARPET TILE BOD: MANNINGTON:	
CPT-03	ENTRY MAT SYSTEM	
SC-01	CONC-S: SEALED CONCRETE, MAINTENANCE	
SC-02	CONC-S: SEALED CONCRETE, FIELD WORK LAB	
RS-01	RESILIENT SHEET LINOLEUM FLOORING BOD: FORBO: 3428 SPLASH - SEASHELL	
RS-02	RESILIENT SHEET LINOLEUM FLOORING BOD: FORBO: 5801 TERRA - RIVERBANK	
RS-03	RESILIENT SHEET LINOLEUM FLOORING BOD: FORBO: TERRA - ALPINE MIST	
RS-05	RUBBER SHEET FLOORING BOD: NORA SATURA VULPECULA	
RS-06	RESILIENT SHEET BOD: ALTRO WALKWAY 20, COLOR TBD	
TZ-01A	EPOXY THINSET TERRAZZO MATCH EXISTING GREEN	
TZ-01B	EPOXY THINSET TERRAZZO MATCH EXISTING BEIGE/LIGHT GREEN	
CT-01	2" HEXAGON PORCELAIN FLOOR TILE	
RT-01	RESILIENT TILE BOD: FORBO: MODULAR - 3136 CONCRETE	
RT-02	RESILIENT TILE BOD: FORBO: MODULAR - 3216 MORAINE	
RST-01	RESILIENT STAIR TREADS AND RISERS BOD: TARKETT BAMBOO WITH VISUALLY CONTRASTING NOSING STRIP	
RB-01A	4" RUBBER COVE BASE - "SLATE"	
RB-01B	4" RUBBER STRAIGHT BASE - "SLATE" AT CARPET	
RB-02	4" RUBBER STRAIGHT BASE - "PEBBLE"	
RB-05	4" RUBBER STRAIGHT BASE - "GREY WG"	
RB-06	6" RUBBER BASE - "GREEN SMOKE"	
TB-01	6" TERRAZZO BASE, TO MATCH TZ01A	

AREA OF ADDITIONAL THICKNESS OF HYDRAULIC CEMENT UNDERLAYMENT IS REQUIRED FOR FLOOR LEVELING OF EXISTING CONCRETE SLABS. REFER TO SHEET NOTE 1 / A9.05, DIVISION 03 SPECIFICATIONS, AND DIVISION 09 SPECIFICATIONS FOR FLOOR FLATNESS REQUIREMENTS FOR ALL FLOOR FINISHES.

GENERAL NOTES:
1. AS PART OF TERRAZZO RESTORATION, PROVIDE 200 LIN FT CRACK REPAIR
2. RESTORE EXISTING-TO-REMAIN FINISH WHERE IMPACTED BY SCOPE OF WORK, SUCH AS TOUCH-UP PAINT WHEN EXIT SIGNS REMOVED FROM FIRE DOORS. CLEAN REINSTALLED A.C.T.
3. PROVIDE PRECAST TERRAZZO THRESHOLDS ALONG CORRIDORS WITH TERRAZZO FLOORING.

PT-01	FIELD PAINT COLOR (EGGSHELL) BENJAMIN MOORE - SWISS COFFEE
PT-02	FIELD PAINT COLOR (EGGSHELL) BENJAMIN MOORE - BALBOA MIST
PT-03	DOOR & FRAME COLOR (SEMI-GLOSS) BENJAMIN MOORE -
PT-F4.01	CEILING ACCENT PAINT COLOR 2156-30 JACK O'LANTERN (SEE OUR RCP'S FOR LOCATIONS)
PT-S1.01	CEILING ACCENT PAINT COLOR 557 LEPRECHAUN GREEN (SEE OUR RCP'S FOR LOCATIONS)
PT-S2.01	CEILING ACCENT PAINT COLOR 319 DALILA (SEE OUR RCP'S FOR LOCATIONS)
PT-S4.01	CEILING ACCENT PAINT COLOR 825 BLUE NOVA (SEE OUR RCP'S FOR LOCATIONS)
PT-F1	ACCENT PAINT COLOR (EGGSHELL) OLIVE GREEN
PT-F4	ACCENT PAINT COLOR (EGGSHELL) ORANGE
PT-S1	ACCENT PAINT COLOR (EGGSHELL) LIGHT GREEN
PT-S2	ACCENT PAINT COLOR (EGGSHELL) YELLOW
PT-S3	ACCENT PAINT COLOR (EGGSHELL) ROSE
PT-S4	ACCENT PAINT COLOR (EGGSHELL) BLUE
PT-S5	ACCENT PAINT COLOR (EGGSHELL) AQUA
PT-S6	ACCENT PAINT COLOR (EGGSHELL) GRAY
GWP	GRAPHIC WALLPAPER

1 THIRD FLOOR FINISHES PLAN - PHASE 2
1/8" = 1'-0"

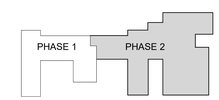

Keyplan

RENOVATE PLANT SCIENCE BUILDING - PHASE 2

SUCF Project No. 161026-00

236 Tower Road
Ithaca, NY 14853

Cornell CALS College of Agriculture and Life Sciences

SUNY State University Construction Fund

Ellenzweig Architecture | Planning	230 Congress Street Boston, MA 02110 T 617 491-5575
Ryan Biggs Clark Davis Structural Engineers	257 Ushers Road Clifton Park, NY 12065 T 518 406-5506
Salas O'Brien Consulting & Engineering Group of NY, Inc. Mechanical Engineers	300 Trolley Blvd. Rochester, NY 14606 T 585 288-5590
Jade Stone Engineering Electrical Engineers	444 Vanduzee St. Watertown, NY 13601 T 315 836 4062
Watson Engineering Plumbing	4500 State Route 434 Apalachin, NY 13732 T 607 223-4334
DM Engineers Fire Protection Engineers	1007 Yonkers Ave Yonkers, NY 10704 T 929 333-2339
Bell & Spina Building Envelope	215 Wyoming Street S Syracuse, NY 13204 T 315 488-0377
Environ. Design & Research Historic Preservation, Landscape, Civil Engineering	217 Montgomery St, Suite 1000 Syracuse, NY 13202 T 315 471-0688
Schuler Shook Lighting Design	240 W 40th Street, 2nd Floor New York, NY 10018 T 212 439-5650
D2D Green Design Sustainability PH2	10 Hallenbeck Hill East Greenbush, NY 12061 T 518 729-2967
Shen Milsom & Wilke Acoustics, IT, AV, Security	417 Fifth Avenue New York, NY 10016 T 212 725-6800
Watts Architects & Engineers Asbestos, Haz Mat	95 Perry Street, Suite 300 Buffalo, NY 14203 T 716 206-5122
Hastings Consulting Building Code	142 Hanlon Rd Holliston, MA 01746 T 508 397-8417
Ellana Cost Consulting	32 Broadway, Suite 801 New York, NY 10004 T 212971-0936

Notes:

Job Number 31909.00
Drawing By BF
Checked By Checker
Filename
Date August 31, 2026

Revisions

THIRD FLOOR FINISH PLAN - PHASE 2

REGISTERED ARCHITECT JAMES VINCENT RUSSO 022901-1 STATE OF NEW YORK

BID DOCUMENTS
Scale: 1/8" = 1'-0"

A9.03

2024 Ellenzweig ©

Autodesk Docs://31909 SUCF Cornell Plant Science/31909_Cornell PSB_Arch_R23.rvt
10/14/2026 6:38:17 AM

FINISH LEGEND

CPT-01	CARPET TILE BOD: MANNINGTON:
CPT-02	CARPET TILE BOD: MANNINGTON:
CPT-03	ENTRY MAT SYSTEM
SC-01	CONC-S: SEALED CONCRETE, MAINTENANCE
SC-02	CONC-S: SEALED CONCRETE, FIELD WORK LAB
RS-01	RESILIENT SHEET LINOLEUM FLOORING BOD: FORBO: 3428 SPLASH - SEASHELL
RS-02	RESILIENT SHEET LINOLEUM FLOORING BOD: FORBO: 5801 TERRA - RIVERBANK
RS-03	RESILIENT SHEET LINOLEUM FLOORING BOD: FORBO: TERRA - ALPINE MIST
RS-05	RUBBER SHEET FLOORING BOD: NORA SATURA VULPECULA
RS-06	RESILIENT SHEET BOD: ALTRO WALKWAY 20, COLOR TBD
TZ-01A	EPOXY THINSET TERRAZZO MATCH EXISTING GREEN
TZ-01B	EPOXY THINSET TERRAZZO MATCH EXISTING BEIGE/LIGHT GREEN
CT-01	2" HEXAGON PORCELAIN FLOOR TILE
RT-01	RESILIENT TILE BOD: FORBO: MODULAR - 3136 CONCRETE
RT-02	RESILIENT TILE BOD: FORBO: MODULAR - 3216 MORAINE
RST-01	RESILIENT STAIR TREADS AND RISERS BOD: TARKETT BAMBOO WITH VISUALLY CONTRASTING NOSING STRIP
RB-01A	4" RUBBER COVE BASE - "SLATE"
RB-01B	4" RUBBER STRAIGHT BASE - "SLATE" AT CARPET
RB-02	4" RUBBER STRAIGHT BASE - "PEBBLE"
RB-05	4" RUBBER STRAIGHT BASE - "GREY WG"
RB-06	6" RUBBER BASE - "GREEN SMOKE"
TB-01	6" TERRAZZO BASE, TO MATCH TZ01A

AREA OF ADDITIONAL THICKNESS OF HYDRAULIC CEMENT UNDERLAYMENT IS REQUIRED FOR FLOOR LEVELING OF EXISTING CONCRETE SLABS. REFER TO SHEET NOTE 1 / A9.05, DIVISION 03 SPECIFICATIONS, AND DIVISION 09 SPECIFICATIONS FOR FLOOR FLATNESS REQUIREMENTS FOR ALL FLOOR FINISHES.

GENERAL NOTES:
1. AS PART OF TERRAZZO RESTORATION, PROVIDE 200 LIN FT CRACK REPAIR
2. RESTORE EXISTING-TO-REMAIN FINISH WHERE IMPACTED BY SCOPE OF WORK, SUCH AS TOUCH-UP PAINT WHEN EXIT SIGNS REMOVED FROM FIRE DOORS. CLEAN REINSTALLED A.C.T.
3. PROVIDE PRECAST TERRAZZO THRESHOLDS ALONG CORRIDORS WITH TERRAZZO FLOORING.

PT-01	FIELD PAINT COLOR (EGGSHELL) BENJAMIN MOORE - SWISS COFFEE
PT-02	FIELD PAINT COLOR (EGGSHELL) BENJAMIN MOORE - BALBOA MIST
PT-03	DOOR & FRAME COLOR (SEMI-GLOSS) BENJAMIN MOORE -
PT-F4.01	CEILING ACCENT PAINT COLOR 2156-30 JACK O'LANTERN (SEE OUR RCP'S FOR LOCATIONS)
PT-S1.01	CEILING ACCENT PAINT COLOR 557 LEPRECHAUN GREEN (SEE OUR RCP'S FOR LOCATIONS)
PT-S2.01	CEILING ACCENT PAINT COLOR 319 DALILA (SEE OUR RCP'S FOR LOCATIONS)
PT-S4.01	CEILING ACCENT PAINT COLOR 825 BLUE NOVA (SEE OUR RCP'S FOR LOCATIONS)
PT-F1	ACCENT PAINT COLOR (EGGSHELL) OLIVE GREEN
PT-F4	ACCENT PAINT COLOR (EGGSHELL) ORANGE
PT-S1	ACCENT PAINT COLOR (EGGSHELL) LIGHT GREEN
PT-S2	ACCENT PAINT COLOR (EGGSHELL) YELLOW
PT-S3	ACCENT PAINT COLOR (EGGSHELL) ROSE
PT-S4	ACCENT PAINT COLOR (EGGSHELL) BLUE
PT-S5	ACCENT PAINT COLOR (EGGSHELL) AQUA
PT-S6	ACCENT PAINT COLOR (EGGSHELL) GRAY
GWP	GRAPHIC WALLPAPER

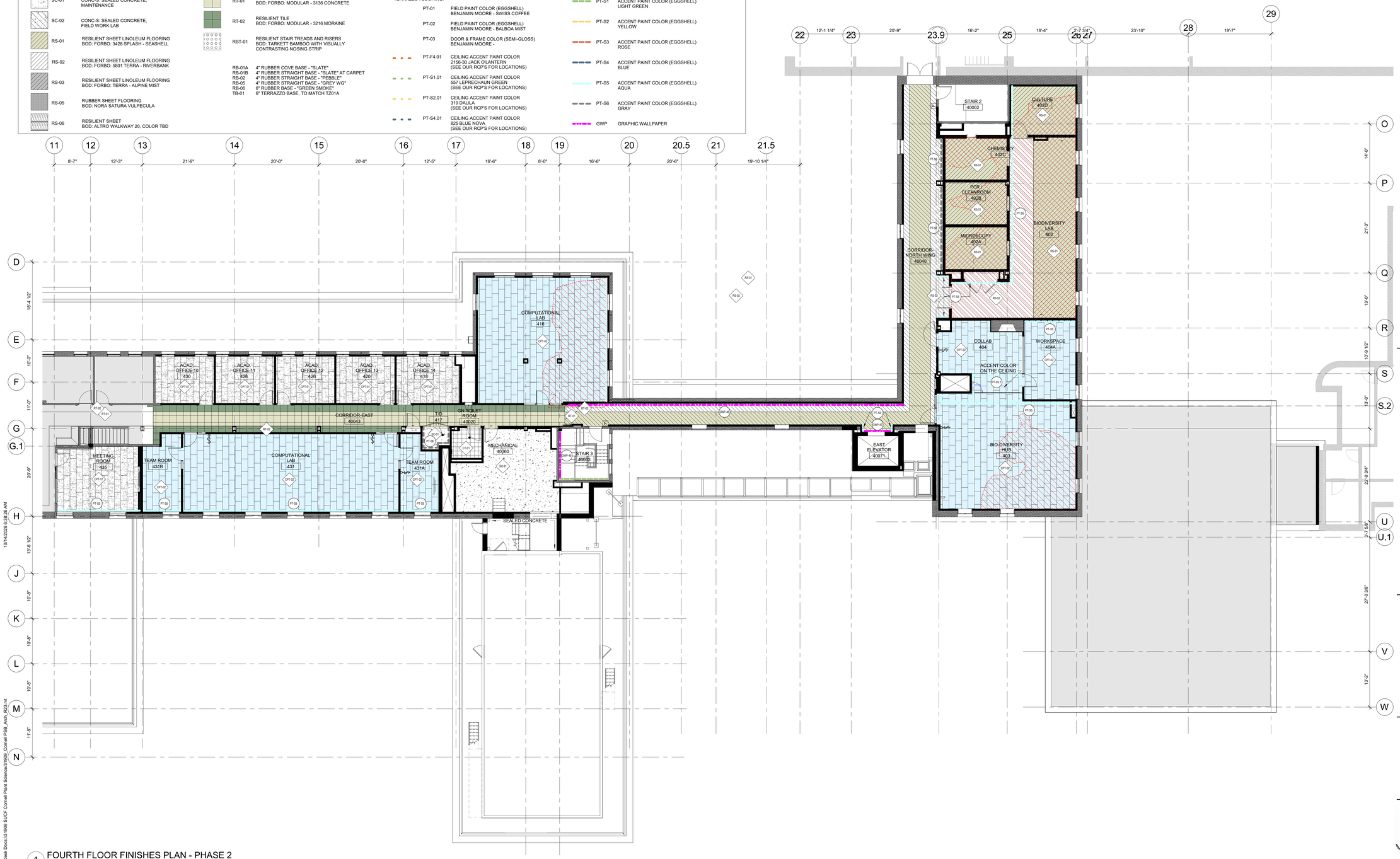

1 FOURTH FLOOR FINISHES PLAN - PHASE 2
1/8" = 1'-0"

RENOVATE PLANT SCIENCE BUILDING - PHASE 2

SUCF Project No. 161026-00

236 Tower Road
Ithaca, NY 14853

Cornell CALS College of Agriculture and Life Sciences

SUNY State University Construction Fund

Ellenzweig Architecture | Planning	230 Congress Street Boston, MA 02110 T 617 491-5575
Ryan Biggs Clark Davis Structural Engineers	257 Ushers Road Clifton Park, NY 12065 T 518 406-5506
Salas O'Brien Consulting & Engineering Group of NY, Inc. Mechanical Engineers	300 Trolley Blvd. Rochester, NY 14606 T 585 288-5590
Jade Stone Engineering Electrical Engineers	444 Vanduzee St. Watertown, NY 13601 T 315 836 4062
Watson Engineering Plumbing	4500 State Route 434 Apalachin, NY 13732 T 607 223-4334
DM Engineers Fire Protection Engineers	1007 Yonkers Ave Yonkers, NY 10704 T 929 333-2339
Bell & Spina Building Envelope	215 Wyoming Street S Syracuse, NY 13204 T 315 488-0377
Environ. Design & Research Historic Preservation, Landscape, Civil Engineering	217 Montgomery St, Suite 1000 Syracuse, NY 13202 T 315 471-0688
Schuler Shook Lighting Design	240 W 40th Street, 2nd Floor New York, NY 10018 T 212 439-5650
D2D Green Design Sustainability PH2	10 Hallenbeck Hill East Greenbush, NY 12061 T 518 729-2967
Shen Milsom & Wilke Acoustics, IT, AV, Security	417 Fifth Avenue New York, NY 10016 T 212 725-6800
Watts Architects & Engineers Asbestos, Haz Mat	95 Perry Street, Suite 300 Buffalo, NY 14203 T 716 206-5122
Hastings Consulting Building Code	142 Hanlon Rd Holliston, MA 01746 T 508 397-8417
Ellana Cost Consulting	32 Broadway, Suite 801 New York, NY 10004 T 212971-0936

Notes:

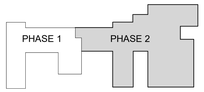

Keyplan

Job Number	31909.00
Drawing By	BF
Checked By	Checker
Filename	
Date	August 31, 2026

Revisions

FOURTH FLOOR FINISH PLAN - PHASE 2

REGISTERED ARCHITECT JOHN VINCENT BIGGS 022290-1 STATE OF NEW YORK

BID DOCUMENTS
Scale: 1/8" = 1'-0"

A9.04

2024 Ellenzweig ©

Autodesk Docs://31909 SUCF Cornell Plant Sciences/31909_Cornell PSB_Arch_R23.rvt
10/14/2026 8:38:26 AM

WINDOW TREATMENT LEGEND

MARK	MANUFACTURER	TYPE	SHADE CLOTH	COMMENTS
ROLLER SHADE TYPE RS-1	DRAPER	MANUALLY-OPERATED ROLLER SHADE	FABRIC - 1%	PG2 ALMOND with fascia, typ except at recessed details
ROLLER SHADE TYPE RS-1A	MECHOSHADE	MANUALLY-OPERATED ROLLER SHADE	FABRIC - 3%	PG2 ALMOND with fascia, typ except at recessed details
ROLLER SHADE TYPE RS-2	MECHOSHADE	MANUALLY-OPERATED ROLLER SHADE	FABRIC - 0%	07500 R40 PORCELAIN w/blackout accessories
ROLLER SHADE TYPE RS-3	MECHOSHADE	MOTORIZED ELECTRIC ROLLER SHADE	FABRIC - 0%	07500 R40 PORCELAIN w/blackout accessories

WALL FINISHES

B.O.D. MANUFACTURER	CODE IN PROJECT	PRODUCT CODE	PRODUCT NAME	COMMENTS
BENJAMIN MOORE	PT-F1	543	WOODLAND HILLS	
BENJAMIN MOORE	PT-F4	CSP-1110 14	CARROTS	
BENJAMIN MOORE	PT-S1	426	FRESH GRASS	
BENJAMIN MOORE	PT-S2	298	BROADWAY LIGHTS	
BENJAMIN MOORE	PT-S3	023	RICH CORAL	
BENJAMIN MOORE	PT-S4	CC 840	BLUE HERON	
BENJAMIN MOORE	PT-01	OC-45	SWISS COFFEE	
BENJAMIN MOORE	PT-02	1549	BALBOA MIST	
DALTILE	WT-01	X735	ALMOND	
BENJAMIN MOORE	PT-03	HC-170	STONINGTON GRAY	
BENJAMIN MOORE	PT-S5	CUSTOM	TO MATCH HERMAN MILLER AQUA SKY 4T	

FLOORING LEGEND

B.O.D. MANUFACTURER	CODE IN PROJECT	PRODUCT CODE	PRODUCT NAME	COMMENTS
MANNINGTON	CPT-01	33253	SWELL - EVENTIDE - BILLOW	
MANNINGTON	CPT-02	43262	HIGHTIDE - UNCHARTED	
FORBO	RS-01	3428	SPLASH - SEASHELL	
FORBO	RS-02	5801	TERRA - RIVER BANK	
FORBO	RS-03	5802	TERRA - ALPINE MIST	
FORBO	RT-01	3136	MODULAR - CONCRETE	
FORBO	RT-02	3216	MODULAR - MORAINE	
DALTILE	CT-01	D335	ALMOND	
TOMKT	CO-01	TMU51	TERRA - ASH	
NORA	RS-05	5106	SATURA - VULPECULA	
ALTRO	RS-06	VMI2020P	WALKWAY 20 - RODEO	
TARKETT	RST-01		STAIR TREADS/RISERS - PEBBLE	TEXTURE: BAMBOO; CONTRAST NOSING...
MATTER SURFACES	CPT-03	ARRIVAL COLLECTION	ULTRA ENTRY GRAY BASE NY CHARCOAL SPLASH	FRAME: GRAY TO MATCH BASE
MATTER SURFACES	CPT-04	ARRIVAL COLLECTION	ULTRA ENTRY GRAY BASE NY STERLING SPLASH	FRAME: GRAY TO MATCH BASE

BASE LEGEND

B.O.D. MANUFACTURER	CODE IN PROJECT	PRODUCT CODE	PRODUCT NAME	FLOORING
ROPPE	RB-01	175	Slate	UNCHARTED; ALPINE MIST; 4TH FL MORAINE
TARKETT	RB-02	32	Pebble	SATURA; VULPECULA; PEBBLE
ROPPE	RB-03			
ROPPE	RB-04	624	Chameleon	TERRA ASH
JOHNSONITE	RB-05	48	Grey WG	BILLOW
TARKETT	RB-06	VM4	Green Smoke	RIVER BANK

CEILING LEGEND

B.O.D. MANUFACTURER	CODE IN PROJECT	PRODUCT CODE	PRODUCT NAME	COMMENTS
USG	ACT-1		MARS CLIMAPLUS HIGH NRC 89500	24"X48"
CONWED	ACT-2		ACCESS CEILING/CEILING PANEL	48"X48"
USG	ACT-3	56645	BADAR CERAMIC PERFORATED PANELS	24"X48"
USG	ACT-4		CELEBRATION TORSION SPRING PANEL	PERFORATION PATTERN CD06310
BENJAMIN MOORE	PT-04		Oxford White 869	TYPICAL CEILING PAINT
BENJAMIN MOORE	PT-F4.1	2156-30	Jack O'Lantern	
BENJAMIN MOORE	PT-S1.1	557	Leprechaun Green	
BENJAMIN MOORE	PT-S2.1	319	Dalila	
BENJAMIN MOORE	PT-S4.1	825	Blue Nova	

PHENOLIC PANEL & SOLID SURFACE

B.O.D. MANUFACTURER	CODE IN PROJECT	PRODUCT CODE	PRODUCT NAME	COMMENTS
TRESPA	PH-01		TOPLAB PLUS ALIGN	
DURCON	SS-01		Dark Khaki	See 12 35 53 for dual color metal box.
DURCON	SS-02		Tan	See 12 35 53 for metal box.
CORIAN	SS-03		Elegant Gray	Toilet Rms: Lav countertops, window stool caps
CORIAN	SS-04		Concrete	Window stool caps, typ.
CORIAN	SS-05		Serene Sage	Countertops (pantry, kitchenette, break room, foyer)

SPECIALITY MATERIALS

B.O.D. MANUFACTURER	CODE IN PROJECT	PRODUCT CODE	PRODUCT NAME	COMMENTS
KOROSEAL DIGITAL LAB			OPTION e	GRAPHIC WALLPAPER ON LEVEL 5 FINISH GWB
FORBO		2206	CENTER SHELL	TACKBOARD
CARNEGIE		6603 | 34	DASH	TEXTILE AT ACOUSTIC WALL PANELS
CONSTRUCTION SPECIALTIES	CG-1	CO-8		SURFACE-MOUNTED CORNER GUARD
IPC DOOR AND WALL	CG-2	SSCG-FM		FLUSH-MOUNTED CORNER GUARD

ROOM FINISH SCHEDULE - PHASE 2

ROOM No.	ROOM NAME	FLOOR	BASE	WALL FINISH NORTH	SOUTH	WEST	EAST	CEILING FINISH
GROUND FLOOR								
G01	MESSY SOIL GRINDING ROOM	SC-02	RB-01A	PT-AR-GWB	PT-AR-GWB	PT-AR-GWB	PT-AR-GWB	ACT-3
G02	SOIL AND SAMPLE PREP	SC-02	RB-01A	PT-AR-GWB	PT-AR-GWB	PT-AR-GWB	PT-AR-GWB	ACT-3
G03	MESSY PLANT GRINDING ROOM	SC-02	RB-01A	PT-AR-GWB	PT-AR-GWB	PT-AR-GWB	PT-AR-GWB	ACT-3
G04	FIELD WORK ROOM	SC-02	RB-01A	PT-AR-GWB	PT-AR-GWB	PT-AR-GWB	PT-AR-GWB	ACT-3
G0004	STAIR	ABRASIVE STRIP/EPOXY	PTD STL					GWB
G05	CLEAN PLANT AND SOIL GRINDING ROOM	SC-02	RB-01A	PT-AR-GWB	PT-AR-GWB	PT-AR-GWB	PT-AR-GWB	ACT-3
G0005	EXIST TUNNEL STAIR	N/A	RB-05	PT-01 EXIST	PT-01 EXIST	PT-01 EXIST	PT-01 EXIST	GWB
G09	WRITE-UP SPACE	CPT-01	RB-05	PT-01 GWB	PT-01 GWB	PT-01 GWB	PT-S1 GWB	ACT-1
G13	CYL. STOR	RS-02	RB-01A	PT-01 GWB	PT-01 GWB	PT-01 GWB	PT-01 GWB	OPEN TO STRUCTURE
G14	SHARED INSTRUMENTATION SUPPORT ROOM	RS-01	RB-01A	PT-S1 GWB	PT-01 GWB	PT-01 GWB	PT-01 GWB	DRYFALL
G15	EQUIPMENT	RS-01	RB-01A	PT-01 GWB	PT-01 GWB	PT-01 GWB	PT-01 GWB	ACT-1/PT-04 GWB
G17	MICROSCOPY	RS-01	RB-01A	PT-01 GWB	PT-01 GWB	PT-01 GWB	PT-01 GWB	ACT-1/PT-04 GWB
G19	PCR	RS-01	RB-01A	PT-01 GWB	PT-01 GWB	PT-01 GWB	PT-01 GWB	ACT-1/PT-04 GWB
G20	SUSTAINABLE CROP PRODUCTION LAB	RS-01	RB-01A	PT-01 GWB	PT-01 GWB	PT-01 GWB	PT-S1 GWB	ACT-1/PT-04 GWB
G21	FLEXIBLE	RS-01	RB-01A	PT-01 GWB	PT-01 GWB	PT-01 GWB	PT-01 GWB	ACT-1/PT-04 GWB
G23	CHEMISTRY	RS-01	RB-01A	PT-01 GWB	PT-01 GWB	PT-01 GWB	PT-01 GWB	ACT-1/PT-04 GWB
G25	T/D	SC-01	RB-01A	PT-01 GWB	PT-01 GWB	PT-01 GWB	PT-01 GWB	PT EXIST STRUCTURE
G26	FREEZER FARM	RS-01	RB-01A	PT-01 GWB	PT-01 GWB	PT-01 GWB	PT-01 GWB	BY MFR
G27	FACULTY OFFICE	CPT-01	RB-05	PT-01 GWB	PT-01 GWB	PT-01 GWB	PT-01 GWB	ACT-1/PT-04 GWB
G28	COLD ROOM	RS-06	INTEGRAL	BY MFR	BY MFR	BY MFR	BY MFR	BY MFR
G29	FACULTY OFFICE	CPT-01	RB-05	PT-01 GWB	PT-01 GWB	PT-01 GWB	PT-01 GWB	ACT-1/PT-04 GWB
G30	COLD ROOM	RS-06	INTEGRAL	BY MFR	BY MFR	BY MFR	BY MFR	BY MFR
G31	FACULTY OFFICE	CPT-01	RB-05	PT-01 GWB	PT-01 GWB	PT-01 GWB	PT-01 GWB	ACT-1/PT-04 GWB
G32	FREEZER FARM	RS-01	RB-01A	PT-01 GWB	PT-01 GWB	PT-01 GWB	PT-01 GWB	ACT-1
G33	FACULTY OFFICE	CPT-01	RB-05	PT-01 GWB	PT-01 GWB	PT-01 GWB	PT-01 GWB	ACT-1/PT-04 GWB
G34	SUPPORT	RS-01	RB-01A	PT-01 GWB	PT-01 GWB	PT-01 GWB	PT-01 GWB	ACT-3
G35	FACULTY OFFICE	CPT-01	RB-05	PT-01 GWB	PT-01 GWB	PT-01 GWB	PT-01 GWB	ACT-1/PT-04 GWB
G36	FLEX LAB SUPPORT	RS-01	RB-01A	PT-01 GWB	PT-01 GWB	PT-01 GWB	PT-01 GWB	ACT-1
G37	FACULTY OFFICE	CPT-01	RB-05	PT-01 GWB	PT-01 GWB	PT-01 GWB	PT-01 GWB	ACT-1/PT-04 GWB
G38	FLEX LAB SUPPORT	RS-01	RB-01A	PT-01 GWB	PT-01 GWB	PT-01 GWB	PT-01 GWB	ACT-1
G40	LAB SUPPORT GENERAL EQUIPMENT	RS-01	RB-01A	PT-01 GWB	PT-01 GWB	PT-01 GWB	PT-01 GWB	ACT-1
G0003	STAIR 3	RS-05	RB-02	PT-01 EXIST	PT-F1 EXIST	GWP-27	PT-01 EXIST	N A
G0003A	STAIR 2	EXIST.	EXIST.	PT-01 EXIST	PT-01 EXIST	PT-01 EXIST	PT-01 EXIST	PT EXIST
G0020	GN TOILET / SHOWER ROOM	CT-01	CT	PT-02 MR GWB	PT-02 MR GWB	PT-02 MR GWB	WT-01/PT-02	PT-04 MR-GWB
G0021	HC GN TOILET / SHOWER ROOM	CT-01	CT	PT-02 MR GWB	PT-02 MR GWB	WT-01/PT-02	PT-02 MR GWB	PT-04 MR-GWB
G0041	FIELD WORK SUITE CORRIDOR	SC-02	RB-01A	PT-AR-GWB	PT-AR-GWB	PT-AR-GWB	PT-AR-GWB	ACT-1
G0042	CORRIDOR NORTH WING	RS-01 / RS-02	RB-01A	PT-01 EXIST GWB	PT-01 EXIST	PT-01 GWB	PT-01 GWB	ACT-1
G0042	CORRIDOR	RS-01 / RS-02	RB-01A	PT-01 GWB	PT-01 GWB	PT-01 GWB	PT-01 GWB	PT EXIST STRUCTURE
G0043	CORRIDOR-EAST	RS-01 / RS-02	RB-01A	PT-AR-GWB	PT-AR-GWB	PT-AR-GWB	PT-AR-GWB	ACT-1
G0051	CORRIDOR	RS-01 / RS-02	RB-01A	PT-01 GWB	PT-01 GWB	PT-01 GWB	PT-S1 GWB	ACT-1
G0052	VESTIBULE	CPT-04	RB-01A	PT-01 GWB	PT-01 GWB	GWP-28	PT-S1 GWB	ACT-1
G0060	MECHANICAL	SC-01	RB-01A	PT-01 GWB	PT-01 GWB	PT-01 GWB	PT-01 GWB	PT EXIST STRUCTURE
G0065	BUILDING STORAGE	SC-01	RB-01A	PT-01 EXIST	PT-01 EXIST	PT-01 EXIST	PT-01 EXIST	PT EXIST STRUCTURE
G0066	BUILDING STORAGE	SC-01	RB-01A	PT-01 GWB	PT-01 EXIST	PT-01 EXIST	PT-01 EXIST	PT EXIST STRUCTURE
G0071	EAST ELEVATOR	RS-05 ON FR PLY	BY MFR	BY MFR	BY MFR	BY MFR	BY MFR	BY MFR
G0081	CUSTODIAL SUPPLY	RS-01	RB-01A	PT-01 GWB	PT-01 CMU	PT-01 CMU	ACT-1	PT-01 CMU
G0086	ELEC CLO	CONC-S	RB-01A	PT-01 GWB	PT-01 GWB	PT-01 GWB	PT-01 GWB	OPEN TO STRUCTURE
G0087	CYL. CLO	RS-02	RB-01A	PT-01 GWB	PT-01 GWB	PT-01 GWB	PT-01 GWB	OPEN TO STRUCTURE
FIRST FLOOR								
103	BUILDING CARE BREAK ROOM	RS-01	RB-01A	PT-01 GWB	PT-01 GWB	PT-01 GWB	PT-01 GWB	ACT-1
104	DRY TEACHING LAB	RS-03	RB-01A	PT-01 GWB	PT-01 GWB	PT-01 GWB	PT-S4 GWB	ACT-1
105	ADMIN. CLERICAL 4/5	CPT-05	RB-05	PT-01 GWB	PT-01 GWB	PT-01 GWB	PT-01 GWB	ACT-1
107	ADMIN. PROF 6	CPT-01	RB-05	PT-01 GWB	PT-01 GWB	PT-01 GWB	PT-01 GWB	ACT-1
109	ADMIN PROF. 1	CPT-01	RB-05	PT-01 GWB	PT-01 GWB	PT-01 GWB	PT-01 GWB	ACT-1
111	MAIL/ PRINT/ SUPPLY	CPT-01	RB-05	PT-01 GWB	PT-01 GWB	PT-01 GWB	PT-01 GWB	ACT-1
113	FRUIT PROCESSING LAB	RS-01 / RS-02	RB-01A	PT-01 GWB	PT-01 GWB	PT-S2 GWB	PT-S2 GWB	ACT-1
113A	CYL. STOR.	RS-02	RB-01A	PT-01 GWB	PT-01 GWB	PT-01 GWB	PT-01 GWB	PT GWB
113B	MICROSCOPY	RS-01	RB-01A	PT-01 GWB	PT-01 GWB	PT-01 GWB	PT-01 GWB	ACT-1
113C	TISSUE CULTURE	RS-01	RB-01A	PT-01 GWB	PT-01 GWB	PT-01 GWB	PT-01 GWB	ACT-1
113D	EQUIPMENT	RS-01	RB-01A	PT-01 GWB	PT-01 GWB	PT-01 GWB	PT-01 GWB	ACT-1
113E	MOLECULAR BIO	RS-01	RB-01A	PT-01 GWB	PT-01 GWB	PT-01 GWB	PT-01 GWB	ACT-1
113F	CHEMISTRY 1	RS-01	RB-01A	PT-01 GWB	PT-01 GWB	PT-01 GWB	PT-01 GWB	ACT-1
113G	CHEMISTRY 2	RS-01	RB-01A	PT-01 GWB	PT-01 GWB	PT-01 GWB	PT-01 GWB	ACT-1
116	WRITE-UP SPACE A	CPT-02	RB-01B	PT-01 GWB	PT-01 GWB	PT-01 GWB	PT-S2 GWB	ACT-1
116A	MEETING ROOM	CPT-02	RB-01B	PT-01 GWB	PT-01 GWB	PT-01 GWB	PT-01 GWB	ACT-1
116B	WRITE-UP SPACE B	CPT-02	RB-01B	PT-01 GWB	PT-01 GWB	PT-01 GWB	PT-01 GWB	ACT-1
118	FLEX LAB SUPPORT	RS-01	RB-01A	PT-01 GWB	PT-01 GWB	PT-01 GWB	PT-01 GWB	ACT-1
119	COLLAB.	CO-01	TB-01	N A	GL.	PT-01 GWB	PT-S2 GWB	PT-S2.1 GWB
120	EVENT SUPPORT	CPT-01	RB-05	PT-01 GWB	PT-01 GWB	PT-01 GWB	PT-01 GWB	ACT-1
121	T/D	SC-01	RB-01B	PT-01 GWB	PT-01 GWB	PT-01 GWB	PT-01 GWB	OPEN TO STRUCTURE
123	ADMIN. PROF. 4	CPT-01	RB-05	PT-01 GWB	PT-01 GWB	PT-01 GWB	PT-01 GWB	ACT-1
125	ADMIN. PROF. 2	CPT-01	RB-05	PT-01 GWB	PT-01 GWB	PT-01 GWB	PT-01 GWB	ACT-1
127	FACULTY OFFICE	CPT-01	RB-05	PT-01 GWB	PT-01 GWB	PT-01 GWB	PT-01 GWB	ACT-1
128	ADMIN CLERICAL 2	CPT-01	RB-05	PT-01 GWB	PT-01 GWB	PT-01 GWB	PT-01 GWB	ACT-1
128	ADMIN. SUITE	CPT-01	RB-05	PT-01 GWB	PT-01 GWB	PT-01 GWB	PT-01 GWB	ACT-1
128A	ADMIN. SIPS. EXEC.	CPT-01	RB-05	PT-01 GWB	PT-01 GWB	PT-01 GWB	PT-01 GWB	ACT-1
128B	ADMIN CLERICAL 1	CPT-01	RB-05	PT-01 GWB	PT-01 GWB	PT-01 GWB	PT-01 GWB	ACT-1
128C	ADMIN. PROF. 5	CPT-01	RB-05	PT-01 GWB	PT-01 GWB	PT-01 GWB	PT-01 GWB	ACT-1
128D	ADMIN. SIPS. EXEC.	CPT-01	RB-05	PT-01 GWB	PT-01 GWB	PT-01 GWB	PT-01 GWB	ACT-1
128E	ADMIN. SIPS. EXEC.	CPT-01	RB-05	PT-01 GWB	PT-01 GWB	PT-01 GWB	PT-01 GWB	ACT-1
129	FACULTY OFFICE	CPT-01	RB-05	PT-01 GWB	PT-01 GWB	PT-01 GWB	PT-01 GWB	ACT-1
133	20P GENERAL ASSIGNMENT CLASSROOM	CPT-02	RB-01B	PT-01 GWB	PT-01 GWB	PT-01 GWB	PT-S4 GWB	ACT-1
10002	STAIR 2	EXIST	PT EXIST STL	PT-01 EXIST	PT-01 EXIST	PT-01 EXIST	PT-01 EXIST	N A
10003	STAIR 3	EXIST	PT EXIST STL	PT-01 EXIST	PT-F1 EXIST	GWP-31	PT-01 EXIST	N A
10021	GN TOILET ROOM	CT-01	CT	PT-02 MR GWB	WT-01/PT-02	PT-02 MR GWB	PT-02 MR GWB	MR-GWB
10041	CORRIDOR - NORTH WING	RESTORE/NEW TERR	TB-01	PT-01 AR-GWB	PT-01 AR-GWB	PT-01 AR-GWB	PT-01 AR-GWB	ACT-1
10042	VESTIBULE	RESTORE TERR	TB-01	PT-01 GWB	PT-01 GWB	GWP-34	PT-01 GWB	ACT-1
10044	CORRIDOR - NORTH WING-2	RESTORE TERR	EXIST.	PT EXIST	PT EXIST	PT EXIST	PT EXIST	EXIST.
10045	CORRIDOR	RESTORE TERR	TB-01	PT-01 AR-GWB	PT-01 AR-GWB	PT-01 AR-GWB	PT-01 AR-GWB	ACT-1
10061	JAN / SUPPLY ROOM	RS-05	RB-01A	PT-01 GWB	PT-01 GWB	PT-01 GWB	PT-01 GWB	ACT-1
10064	ELEC	SC-01	RB-01B	PT-01 GWB	PT-01 GWB	PT-01 GWB	PT-01 GWB	ACT-1
SECOND FLOOR								
202	SYNTHETIC BIOLOGY LAB	RS-01 / RS-02	RB-01A	PT-01 GWB	PT-01 GWB	PT-F4 GWB	PT-01 GWB	ACT-1
202A	FLEX / MICROSCOPY	RS-01	RB-01A	PT-01 GWB	PT-01 GWB	PT-01 GWB	PT-01 GWB	ACT-1
202B	CULTURE	RS-01	RB-01A	PT-01 GWB	PT-01 GWB	PT-01 GWB	PT-01 GWB	ACT-1
202C	EQUIPMENT	RS-01	RB-01A	PT-01 GWB	PT-01 GWB	PT-01 GWB	PT-01 GWB	ACT-1
202D	CHEMISTRY	RS-01	RB-01A	PT-01 GWB	PT-01 GWB	PT-01 GWB	PT-01 GWB	ACT-1
202E	EQUIPMENT CORRIDOR	RS-01	RB-01A	PT-01 GWB	PT-01 GWB	PT-01 GWB	PT-01 GWB	ACT-1
202F	FLEXIBLE	RS-01	RB-01A	PT-01 GWB	PT-01 GWB	PT-01 GWB	PT-01 GWB	ACT-1
202G	CYL. STOR.	RS-01	RB-01A	PT-01 GWB	PT-01 GWB	PT-01 GWB	PT-01 GWB	PT GWB
203	WRITE-UP SPACE	CPT-01	RB-01B	PT-01 GWB	PT-01 GWB	PT-F4 GWB	PT-01 GWB	ACT-1
205	OPEN SHARED OFFICE	CPT-01	RB-05	PT-01 GWB	PT-01 GWB	PT-01 GWB	PT-01 GWB	ACT-1
207	FACULTY OFFICE	CPT-01	RB-05	PT-01 GWB	PT-01 GWB	PT-01 GWB	PT-01 GWB	ACT-1
209	FACULTY OFFICE	CPT-01	RB-05	PT-01 GWB	PT-01 GWB	PT-01 GWB	PT-01 GWB	ACT-1
211	OPEN SHARED OFFICE	CPT-01	RB-05	PT-01 GWB	PT-01 GWB	PT-01 GWB	PT-01 GWB	ACT-1
219	PLANT / SOIL / MICROBES LAB	RS-01 / RS-02	RB-01A	PT-01 GWB	PT-01 GWB	PT-01 GWB	PT-F4 GWB	ACT-1
219A	CYL. STOR.	RS-01	RB-01A	PT-01 GWB	PT-01 GWB	PT-01 GWB	PT-01 GWB	PT GWB
219B	MICROSCOPY	RS-01	RB-01A	PT-01 GWB	PT-01 GWB	PT-01 GWB	PT-01 GWB	ACT-1
219C	EQUIPMENT 1	RS-01	RB-01A	PT-01 GWB	PT-01 GWB	PT-01 GWB	PT-01 GWB	ACT-1
219D	EQUIPMENT 2	RS-01	RB-01A	PT-01 GWB	PT-01 GWB	PT-01 GWB	PT-01 GWB	ACT-1
219E	MOLECULAR LAB	RS-01	RB-01A	PT-01 GWB	PT-01 GWB	PT-01 GWB	PT-01 GWB	ACT-1
219F	CULTURE	RS-01	RB-01A	PT-01 GWB	PT-01 GWB	PT-01 GWB	PT-01 GWB	ACT-1
219G	CHEMISTRY	RS-01	RB-01A	PT-01 GWB	PT-01 GWB	PT-01 GWB	PT-01 GWB	ACT-1
221	COLLAB.	CO-01 / TZ-01A	TB-01	N A	GL.	PT-F4 GWB	PT-01 GWB	PT-F4.1 GWB
223	T/D	SC-01	RB-01B	PT-01 GWB	PT-01 GWB	PT-01 GWB	PT-01 GWB	OPEN TO STRUCTURE
224	WRITE-UP SPACE	CPT-01	RB-01B	PT-01 GWB	PT-01 GWB	PT-01 GWB	PT-F4 GWB	ACT-1
224A	MEETING ROOM	CPT-01	RB-01B	PT-01 GWB	PT-01 GWB	PT-01 GWB	PT-01 GWB	ACT-1
224B	WRITE-UP SPACE	CPT-01	RB-01B	PT-01 GWB	PT-01 GWB	PT-F1 GWB	PT-01 GWB	ACT-1
225	MEETING ROOM	CPT-01	RB-05	PT-01 GWB	PT-01 GWB	PT-F4 GWB	PT-01 GWB	ACT-1
227	FACULTY OFFICE	CPT-01	RB-05	PT-01 GWB	PT-01 GWB	PT-01 GWB	PT-01 GWB	ACT-1
228	FLEX LAB SUPPORT	RS-03	RB-01A	PT-01 GWB	PT-01 GWB	PT-01 GWB	PT-01 GWB	ACT-1
229	FACULTY OFFICE	CPT-01	RB-05	PT-01 GWB	PT-01 GWB	PT-01 GWB	PT-01 GWB	ACT-1
230	PLANT PHYSIOLOGY PREP LAB	RS-03	RB-01A	PT-01 GWB	PT-01 GWB	PT-01 GWB	PT-01 GWB	ACT-1
231	FACULTY OFFICE	CPT-01	RB-05	PT-01 GWB	PT-01 GWB	PT-01 GWB	PT-01 GWB	ACT-1
233	FACULTY OFFICE	CPT-01	RB-05	PT-01 GWB	PT-01 GWB	PT-01 GWB	PT-01 GWB	ACT-1
235	FACULTY OFFICE	CPT-01	RB-05	PT-01 GWB	PT-01 GWB	PT-01 GWB	PT-01 GWB	ACT-1
236	PLANT PHYSIOLOGY TEACHING LAB	RS-03	RB-01A	PT-01 GWB	PT-01 GWB	PT-01 GWB	PT-S4 GWB	ACT-1
20002	STAIR 2	EXIST	PT EXIST STL	PT-01 EXIST	PT-01 EXIST	PT-01 EXIST	PT-01 EXIST	N A
20003	STAIR 3	EXIST	PT EXIST STL	PT-01 EXIST	PT-F1 GWB	GWP-35	PT-01 EXIST	N A
20020	GN TOILET ROOM	CT-01	CT-01	PT-02 MR GWB	WT-01/PT-02	PT-02 MR GWB	PT-02 MR GWB	MR-GWB
20023	GN TOILET ROOM	CT-01	CT-01	PT-02 MR GWB	WT-01/PT-02	PT-02 MR GWB	PT-02 MR GWB	MR-GWB
20040	CORRIDOR - EAST	RESTORE/NEW TERR	TB-01	PT-01 AR-GWB	PT-01 AR-GWB	PT-01 AR-GWB	PT-01 AR-GWB	ACT-1
20041	CORRIDOR - NORTH WING	RESTORE/NEW TERR	TB-01	PT-01 AR-GWB	PT-01 AR-GWB	PT-01 AR-GWB	PT-01 AR-GWB	ACT-1
20060	ELECTRICAL	SC-01	RB-01B	PT-01 GWB	PT-01 GWB	PT-01 GWB	PT-01 GWB	ACT-1

ROOM FINISH SCHEDULE - PHASE 2

ROOM No.	ROOM NAME	FLOOR	BASE	WALL FINISH NORTH	SOUTH	WEST	EAST	CEILING FINISH
THIRD FLOOR								
302EA	DARKROOM							
302	MOLECULAR PLANT-MICROBE INTERACTIONS	RS-01 / RS-02	RB	PT-01 GWB	PT-01 GWB	PT-01 GWB	PT-01 GWB	ACT-1
302A	MOLECULAR BIO	RS-01	RB	PT-01 GWB	PT-01 GWB	PT-01 GWB	PT-01 GWB	ACT-1
302B	CULTURE	RS-01	RB	PT-01 GWB	PT-01 GWB	PT-01 GWB	PT-01 GWB	ACT-1
302C	CHEMISTRY	RS-01	RB	PT-01 GWB	PT-01 GWB	PT-01 GWB	PT-01 GWB	ACT-1
302D	EQUIPMENT CORRIDOR	RS-01	RB	PT-01 GWB	PT-01 GWB	PT-01 GWB	PT-01 GWB	ACT-1
302E	DIRTY / REGULATED FLEX	RS-01	RB	PT-01 GWB	PT-01 GWB	PT-01 GWB	PT-01 GWB	ACT-1
304	AUTOCLAVE	RS-01	RB	PT-01 GWB	PT-01 GWB	PT-01 GWB	PT-01 GWB	ACT-1
304A	AUTOCLAVE SERVICE	RS-01	RB	PT-01 GWB	PT-01 GWB	PT-01 GWB	PT-01 GWB	ACT-1
305	COLLAB.	CO-01	TERR	GL.	PT-01 GWB	N A	PT-S4 GWB	ACT-1/PT-S4.1 GWB
307	WRITE-UP SPACE	CPT-02	RB	PT-01 GWB	PT-01 GWB	PT-01 GWB	PT-01 GWB	ACT-1
309	CYL. CLO.	RS-02	RB	PT-01 GWB	PT-01 GWB	PT-01 GWB	PT-01 GWB	PT GWB
311	WRITE-UP SPACE	CPT-02	RB	PT-01 GWB	PT-01 GWB	PT-01 GWB	PT-01 GWB	ACT-1
313	FACULTY OFFICE	CPT-01	RB	PT-01 GWB	PT-01 GWB	PT-01 GWB	PT-01 GWB	ACT-1
315	PRINT/ SUPPLY	CPT-01	RB	PT-01 GWB	PT-01 GWB	PT-01 GWB	PT-01 GWB	ACT-1
319	SOIL/PLANT LAB	RS-01 / RS-02	RB	PT-01 GWB	PT-01 GWB	PT-01 GWB	PT-S4 GWB	ACT-1
319A	CYL. STOR.	RS-02	RB	PT-01 GWB	PT-01 GWB	PT-01 GWB	PT-01 GWB	PT GWB
319B	FLEXIBLE	RS-01	RB	PT-01 GWB	PT-01 GWB	PT-01 GWB	PT-01 GWB	ACT-1
319C	MICROSCOPY	RS-01	RB	PT-01 GWB	PT-01 GWB	PT-01 GWB	PT-01 GWB	ACT-1
319CA	MICROSCOPY	RS-01	RB	PT-01 GWB	PT-01 GWB	PT-01 GWB	PT-01 GWB	ACT-1
319D	EQUIPMENT	RS-01	RB	PT-01 GWB	PT-01 GWB	PT-01 GWB	PT-01 GWB	ACT-1
319E	SOIL / EQUIPMENT	RS-01	RB	PT-01 GWB	PT-01 GWB	PT-01 GWB	PT-01 GWB	ACT-1
319F	TISSUE CULTURE	RS-01	RB	PT-01 GWB	PT-01 GWB	PT-01 GWB	PT-01 GWB	ACT-1
319G	CHEMISTRY	RS-01	RB	PT-01 GWB	PT-01 GWB	PT-01 GWB	PT-01 GWB	ACT-1
323	COLLAB.	CO-01 / TZ-01A	TERR	N A	GL.	PT-01 GWB	PT-S4 GWB	PT-S4.1 GWB
324	WRITE-UP SPACE	CPT-02	RB	PT-01 GWB	PT-01 GWB	PT-01 GWB	PT-S4 GWB	ACT-1
324A	MEETING ROOM	CPT-02	RB	PT-01 GWB	PT-01 GWB	PT-01 GWB	PT-01 GWB	ACT-1
324B	WRITE-UP SPACE	CPT-02	RB	PT-01 GWB	PT-01 GWB	PT-F1 GWB	PT-01 GWB	ACT-1
325	T/D	SC-01	N A	PT-01 GWB	PT-01 GWB	PT-01 GWB	PT-01 GWB	OPEN TO STRUCTURE
326	FLEX LAB SUPPORT	RS-03	RB	PT-01 GWB	PT-01 GWB	PT-01 GWB	PT-01 GWB	ACT-1
327	OFFICE	CPT-01	RB	PT-01 GWB	PT-01 GWB	PT-01 GWB	PT-01 GWB	ACT-1
328	FACULTY OFFICE	CPT-01	RB	PT-01 GWB	PT-01 GWB	PT-01 GWB	PT-01 GWB	ACT-1
329	FACULTY OFFICE	CPT-01	RB	PT-01 GWB	PT-01 GWB	PT-01 GWB	PT-01 GWB	ACT-1
330	FACULTY OFFICE	CPT-01	RB	PT-01 GWB	PT-01 GWB	PT-01 GWB	PT-01 GWB	ACT-1
331	FACULTY OFFICE	CPT-01	RB	PT-01 GWB	PT-01 GWB	PT-01 GWB	PT-01 GWB	ACT-1
332	FACULTY OFFICE	CPT-01	RB	PT-01 GWB	PT-01 GWB	PT-01 GWB	PT-01 GWB	ACT-1
333	FACULTY OFFICE	CPT-01	RB	PT-01 GWB	PT-01 GWB	PT-01 GWB	PT-01 GWB	ACT-1
334	FACULTY OFFICE	CPT-01	RB	PT-01 GWB	PT-01 GWB	PT-01 GWB	PT-01 GWB	ACT-1
335	FACULTY OFFICE	CPT-01	RB	PT-01 GWB	PT-01 GWB	PT-01 GWB	PT-01 GWB	ACT-1
337	FACULTY OFFICE	CPT-01	RB	PT-01 GWB	PT-01 GWB	PT-01 GWB	PT-01 GWB	AC

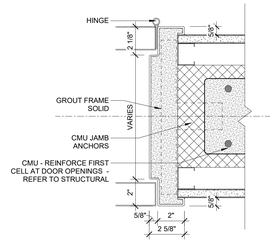

23 HM DOOR JAMB @ CMU PARTITIONS
3" = 1'-0"

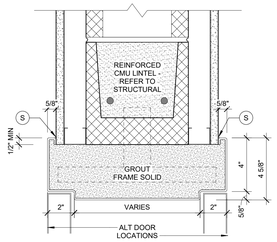

22 HM DOOR HEAD @ CMU PARTITIONS
3" = 1'-0"

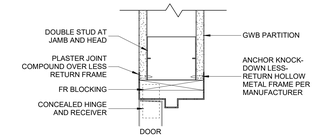

5 JAMB DETAIL AT LESS RETURN FRAME .
3" = 1'-0"

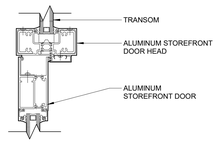

21 ALUM STOREFRONT DOOR HEAD DETAIL .
3" = 1'-0"

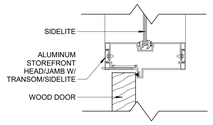

12 ALUM FRAME DOOR HEAD/JAMB W/ TRANSOM/SIDELITE .
3" = 1'-0"

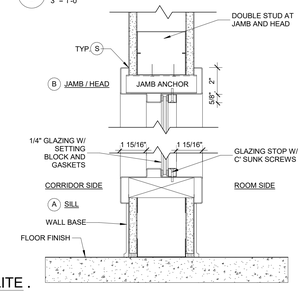

4 HEAD AND SILL DETAIL AT HM LITE .
3" = 1'-0"

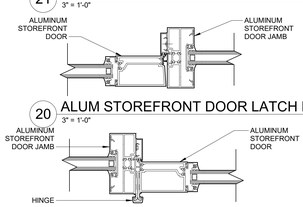

20 ALUM STOREFRONT DOOR LATCH DETAIL .
3" = 1'-0"

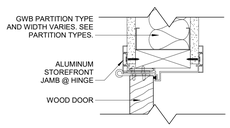

11 ALUM FRAME DOOR HINGE JAMB .
3" = 1'-0"

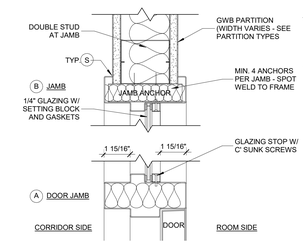

3A "S" PARTITION DOOR FRAME W/ SIDEDLITE .
3" = 1'-0"

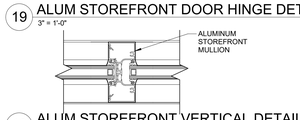

19 ALUM STOREFRONT DOOR HINGE DETAIL .
3" = 1'-0"

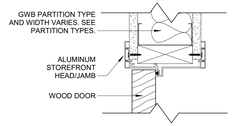

10 ALUM FRAME DOOR JAMB AND HEAD .
3" = 1'-0"

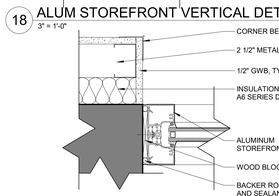

18 ALUM STOREFRONT VERTICAL DETAIL .
3" = 1'-0"

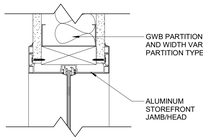

9 ALUMINUM FRAME JAMB AND HEAD .
3" = 1'-0"

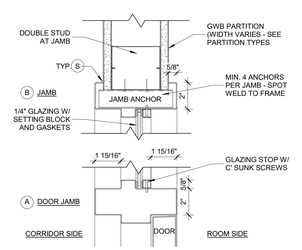

3 DOOR FRAME W/ SIDEDLITE/TRANSOM .
3" = 1'-0"

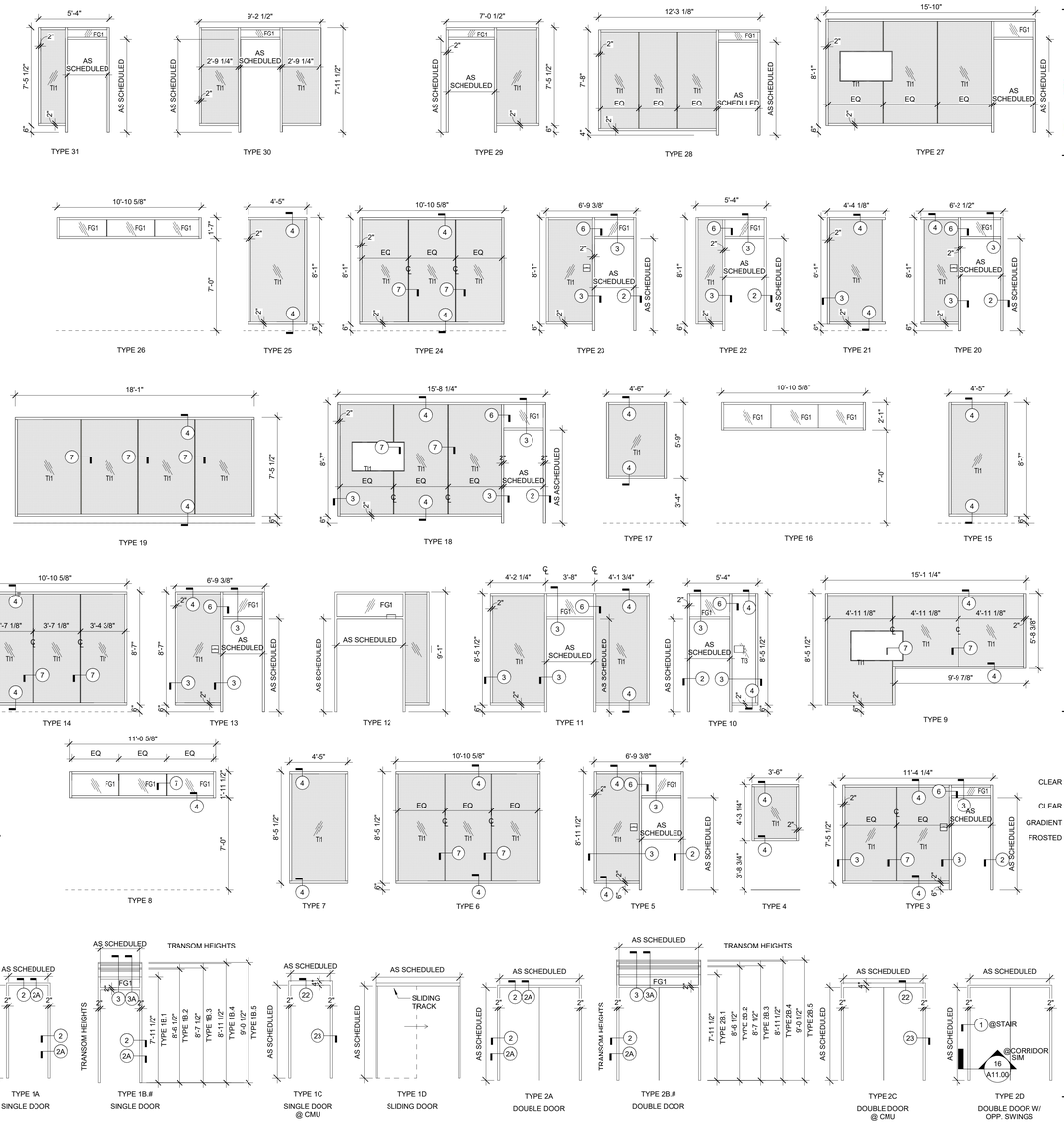

B FRAME TYPES - PHASE 2
1/4" = 1'-0"

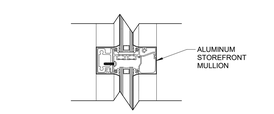

15 ALUM STOREFRONT HORIZONTAL DETAIL .
3" = 1'-0"

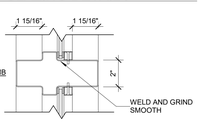

7 BUTT JOINT GLAZING DETAIL .
12" = 1'-0"

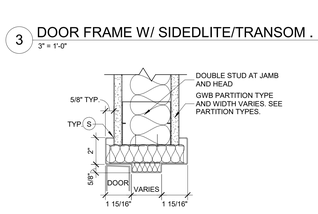

2A "S" PARTITION HM DOOR FRAME JAMB AND HEAD .
3" = 1'-0"

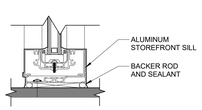

14 ALUM STOREFRONT SILL DETAIL .
3" = 1'-0"

6 INTERMEDIATE MULLION .
3" = 1'-0"

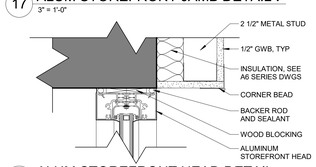

16 ALUM STOREFRONT HEAD DETAIL .
3" = 1'-0"

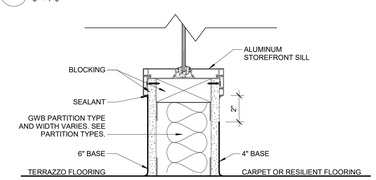

8 ALUMINUM FRAME SIILL DETAIL .
3" = 1'-0"

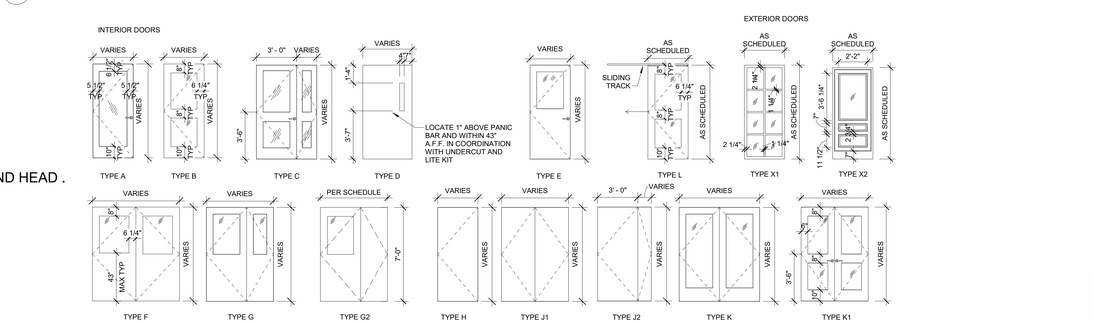

DOOR TYPES - PHASE 2
1/4" = 1'-0"

RENOVATE PLANT SCIENCE BUILDING - PHASE 2
SUCF Project No. 161026-00

236 Tower Road
Ithaca, NY 14853

Cornell CALS College of Agriculture and Life Sciences
SUNY State University Construction Fund

Ellenzweig Architecture | Planning	230 Congress Street Boston, MA 02110 T 617 491-5575
Ryan Biggs Clark Davis Structural Engineers	257 Ushers Road Clifton Park, NY 12065 T 518 406-5506
Salas O'Brien Consulting & Engineering Group of NY, Inc. Mechanical Engineers	300 Trolley Blvd. Rochester, NY 14606 T 585 288-5590
Jade Stone Engineering Electrical Engineers	444 Vanduzee St. Watertown, NY 13601 T 315 836 4062
Watson Engineering Plumbing	4500 State Route 434 Apalachin, NY 13732 T 607 223-4334
DM Engineers Fire Protection Engineers	1007 Yonkers Ave Yonkers, NY 10704 T 929 333-2339
Bell & Spina Building Envelope	215 Wyoming Street S Syracuse, NY 13204 T 315 488-0377
Environ. Design & Research Historic Preservation, Landscape, Civil Engineering	217 Montgomery St, Suite 1000 Syracuse, NY 13202 T 315 471-0688
Schuler Shook Lighting Design	240 W 40th Street, 2nd Floor New York, NY 10018 T 212 439-5650
D2D Green Design Sustainability PH2	10 Hallenbeck Hill East Greenbush, NY 12061 T 518 729-2967
Shen Milsom & Wilke Acoustics, IT, AV, Security	417 Fifth Avenue New York, NY 10016 T 212 725-6800
Watts Architects & Engineers Asbestos, Haz Mat	95 Perry Street, Suite 300 Buffalo, NY 14203 T 716 206-5122
Hastings Consulting Building Code	142 Hanlon Rd Holliston, MA 01746 T 508 397-8417
Ellana Cost Consulting	32 Broadway, Suite 801 New York, NY 10004 T 212971-0936

Notes:

INTERIOR GLAZING TYPES

CLEAR — ***CG1:*** *1/4" CLEAR TEMPERED SAFETY GLASS (GROUND FL EAST-WEST CORRIDOR LABS)*
CLEAR — **FG1:** 1/4" CLEAR FLOAT GLASS (TRANSOMS)
GRADIENT — **TI1:** 1/4" CLEAR LAMINATED GRADIENT INTERLAYER (LAB ENTRY)
FROSTED — **TI2:** 3/8" CLEAR LAMINATED TRANSLUCENT INTERLAYER (OFFICE)
TI3: 1/4" CLEAR LAMINATED - CLEAR INTERLAYER
FR: FIRE-RATED GLAZING (RATED DOOR)
M: 1/4" TEMPERED FRAMELESS MIRROR GLAZING (TOILET RMS)

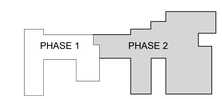

Keyplan

Job Number	31909.00
Drawing By	BF
Checked By	AT
Filename	
Date	August 31, 2026

Revisions

DOOR & FRAME ELEVATIONS AND DETAILS - PHASE 2

REGISTERED ARCHITECT ANDREW THOMAS CARTER 022901-1 STATE OF NEW YORK

BID DOCUMENTS
Scale: As indicated

A9.10

2024 Ellenzweig ©

10/14/2026 6:39:09 AM
Autodesk Docs://31909 SUCF Cornell Plant Science/31909_Cornell PSB_Arch_R23.rvt

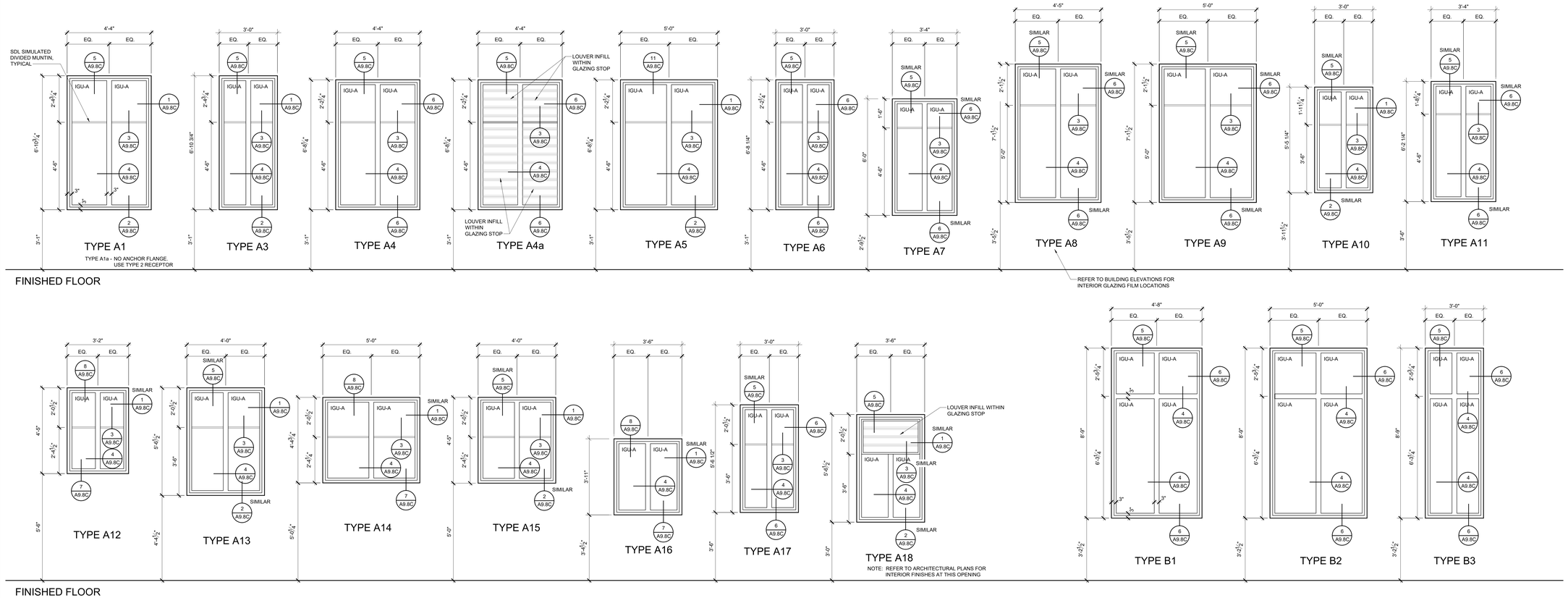

IGU = INSULATED GLASS UNIT TYPE. REFER TO SPECIFICATIONS
IMP = PREFINISHED INSULATED METAL PANEL.
SDL = SIMULATED DIVIDED LIGHT

TYPICAL WINDOW NOTES:
1. ALL WINDOW TYPES ARE FIXED ALUMINUM WINDOWS WITH THERMALLY BROKEN RECEPTOR TRACKS, UNLESS SPECIALLY NOTED. PROVIDE CUSTOM EXTRUSIONS FOR OFFSET RECEPTOR ANCHORING AND BRACKET CLIPS AS NOTED IN THE DETAILS.
2. FIELD VERIFY WINDOW OPENINGS. OUTSIDE DIMENSIONS SHOWN ARE TO MASONRY OPENING TYPICAL.
3. ALL FRAMES AND SASHES ARE EXTERIOR PREFINISHED KYNAR PAINTED, AND INTERIOR PREFINISHED BAKED ENAMEL FINISH TO MATCH THE CUSTOM COLORS FROM PHASE 1.
4. PROVIDE WEATHERSEAL JOINT SEALANT AND BACKERROD, ALL SIDES TYPICAL. SEQUENCE THE INSTALLATION TO ACHIEVE CONTINUITY OF INTERIOR APPLIED AIR BARRIER MEMBRANE AND INSULATION TO WINDOW OPENINGS.
5. THE OWNER WILL ENGAGE A TESTING AGENT FOR AIR & WATER SPRAY TESTING OF REPRESENTATIVE WINDOW OPENINGS. THE CONTRACTOR SHALL PROVIDE SAFE ACCESS FOR TESTING AND MAKE REQUIRED MODIFICATIONS UNTIL SUCCESSFUL TEST PERFORMANCE. REFER TO THE WINDOW SPECIFICATIONS.
6. SEE REMOVAL NOTES AND DETAILS ON SHEET A9.8B FOR TYPICAL REMOVAL DETAILS. PREP OPENINGS TO RECEIVE NEW WINDOW UNITS INCLUDING RAISING SILL HEIGHTS.
7. COORDINATE FIELD GLAZED LOUVER INFILL PANELS WITHIN THE WINDOW FRAMES AS NOTED.

STEEL LINTEL REPLACEMENT NOTES:
1. LOOSE LINTEL LENGTHS ARE INDICATED ON THE ELEVATIONS. VERIFY IN THE FIELD.
2. MINIMUM 4" BEARING ONTO SOLID MASONRY.
3. SHORE OPENINGS AS REQUIRED.
4. ALL LINTELS SHALL BE HOT DIPPED GALVANIZED. PAINT SURFACES WHERE EXPOSED TO VIEW.

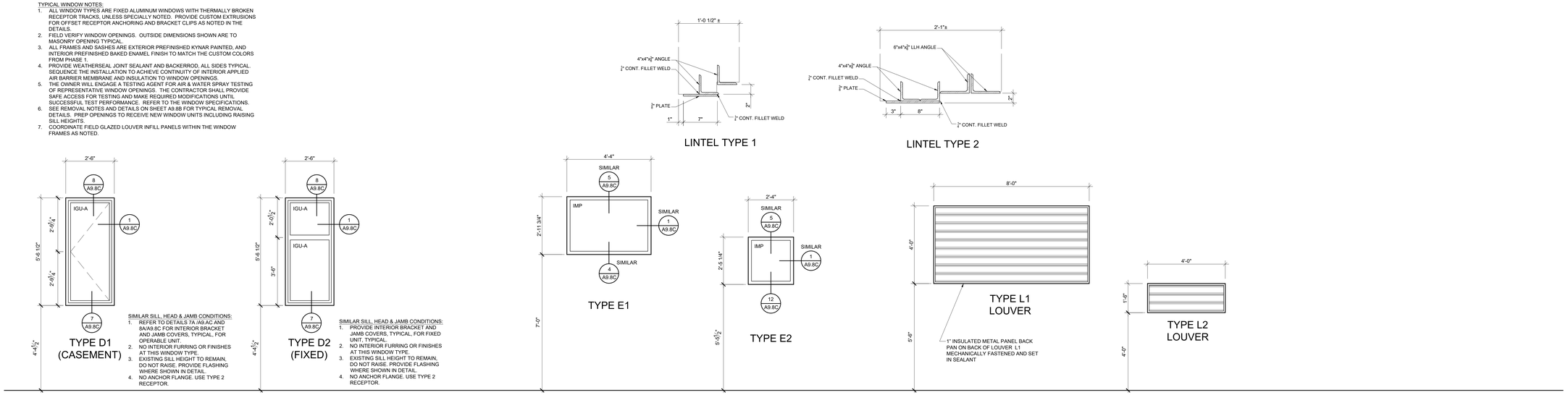

NOTE: LOUVER FINISHES TO MATCH WINDOWS. CONFIRM OPEN AIR FLOW REQUIREMENTS WITH MECHANICAL DRAWINGS.

RENOVATE PLANT SCIENCE BUILDING - PHASE 2
SUCF Project No. 161026-00
236 Tower Road
Ithaca, NY 14853

Cornell CALS College of Agriculture and Life Sciences
SUNY State University Construction Fund

Ellenzweig Architecture | Planning	230 Congress Street Boston, MA 02110 T 617 491-5575
Ryan Biggs Clark Davis Structural Engineers	257 Ushers Road Clifton Park, NY 12065 T 518 406-5506
Salas O'Brien Consulting & Engineering Group of NY, Inc. Mechanical Engineers	300 Trolley Blvd. Rochester, NY 14606 T 585 288-5590
Jade Stone Engineering Electrical Engineers	444 Vanduzee St. Watertown, NY 13601 T 315 836 4062
Watson Engineering Plumbing	4500 State Route 434 Apalachin, NY 13732 T 607 223-4334
DM Engineers Fire Protection Engineers	1007 Yonkers Ave Yonkers, NY 10704 T 929 333-2339
Bell & Spina Building Envelope	215 Wyoming Street S Syracuse, NY 13204 T 315 488-0377
Environ. Design & Research Historic Preservation, Landscape, Civil Engineering	217 Montgomery St, Suite 1000 Syracuse, NY 13202 T 315 471-0688
Schuler Shook Lighting Design	240 W 40th Street, 2nd Floor New York, NY 10018 T 212 439-5650
D2D Green Design Sustainability PH2	10 Hallenbeck Hill East Greenbush, NY 12061 T 518 729-2967
Shen Milsom & Wilke Acoustics, IT, AV, Security	417 Fifth Avenue New York, NY 10016 T 212 725-6800
Watts Architects & Engineers Asbestos, Haz Mat	95 Perry Street, Suite 300 Buffalo, NY 14203 T 716 206-5122
Hastings Consulting Building Code	142 Hanlon Rd Holliston, MA 01746 T 508 397-8417
Ellana Cost Consulting	32 Broadway, Suite 801 New York, NY 10004 T 212 971-0936

Notes:

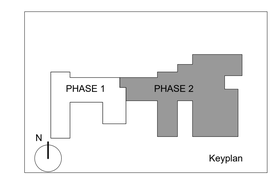

Job Number	31909.00
Drawing By	TJG
Checked By	DKA
Filename	
Date	August 31, 2026

Revisions

WINDOW & LINTEL TYPES - PHASE 2

REGISTERED ARCHITECT DOUGLAS K. ANDERSON 032669 STATE OF NEW YORK
REGISTRATION EXPIRES: 08/31/2028

BID DOCUMENTS
Scale: As indicated

A9.8A

2024 Ellenzweig ©

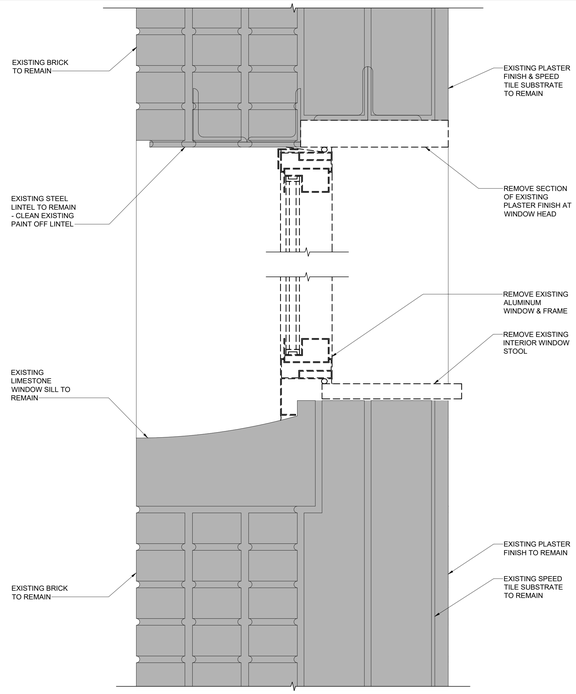

HEAD / SILL

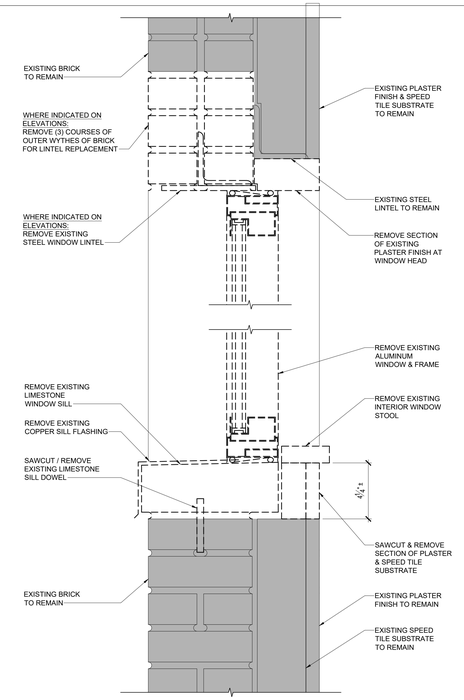

HEAD / SILL

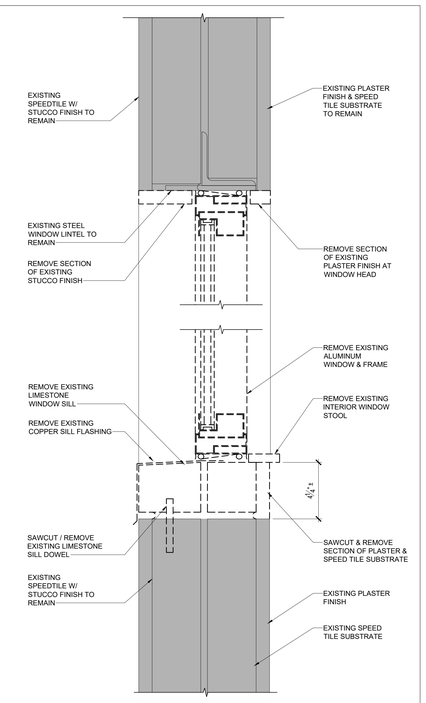

HEAD / SILL

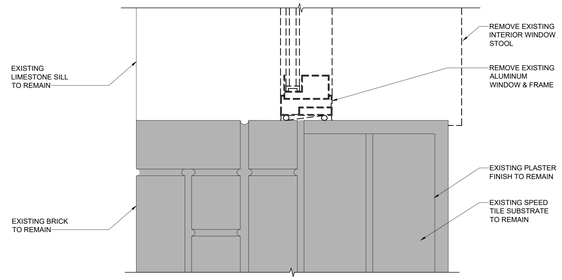

JAMB

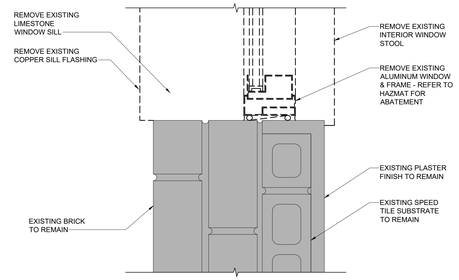

JAMB

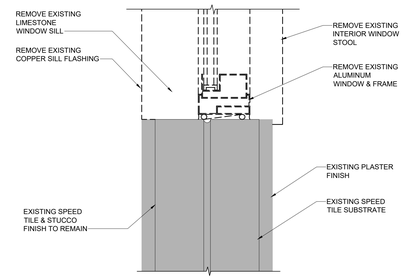

JAMB

1 TYPICAL WINDOW REMOVAL
3" = 1'-0"

2 WINDOW REMOVAL DETAIL AT FOURTH FLOOR CENTER WING
3" = 1'-0"

3 WINDOW REMOVAL DETAIL AT FOURTH FLOOR NORTH AND WEST ELEVATIONS
3" = 1'-0"

RENOVATE PLANT SCIENCE BUILDING - PHASE 2

SUCF Project No. 161026-00

236 Tower Road
Ithaca, NY 14853

Cornell CALS College of Agriculture and Life Sciences

SUNY State University Construction Fund

Ellenzweig Architecture | Planning	230 Congress Street Boston, MA 02110 T 617 491-5575
Ryan Biggs Clark Davis Structural Engineers	257 Ushers Road Clifton Park, NY 12065 T 518 406-5506
Salas O'Brien Consulting & Engineering Group of NY, Inc. Mechanical Engineers	300 Trolley Blvd. Rochester, NY 14606 T 585 288-5590
Jade Stone Engineering Electrical Engineers	444 Vanduzee St. Watertown, NY 13601 T 315 836 4062
Watson Engineering Plumbing	4500 State Route 434 Apalachin, NY 13732 T 607 223-4334
DM Engineers Fire Protection Engineers	1007 Yonkers Ave Yonkers, NY 10704 T 929 333-2339
Bell & Spina Building Envelope	215 Wyoming Street S Syracuse, NY 13204 T 315 488-0377
Environ. Design & Research Historic Preservation, Landscape, Civil Engineering	217 Montgomery St, Suite 1000 Syracuse, NY 13202 T 315 471-0688
Schuler Shook Lighting Design	240 W 40th Street, 2nd Floor New York, NY 10018 T 212 439-5650
D2D Green Design Sustainability PH2	10 Hallenbeck Hill East Greenbush, NY 12061 T 518 729-2967
Shen Milsom & Wilke Acoustics, IT, AV, Security	417 Fifth Avenue New York, NY 10016 T 212 725-6800
Watts Architects & Engineers Asbestos, Haz Mat	95 Perry Street, Suite 300 Buffalo, NY 14203 T 716 206-5122
Hastings Consulting Building Code	142 Hanlon Rd Holliston, MA 01746 T 508 397-8417
Ellana Cost Consulting	32 Broadway, Suite 801 New York, NY 10004 T 212 971-0936

Notes:

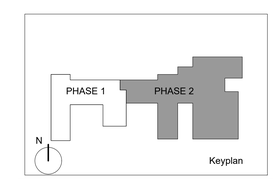

Job Number 31909.00
Drawing By TJG
Checked By DKA
Filename
Date August 31, 2026

Revisions

ALUMINUM WINDOW REMOVAL DETAILS - PHASE 2

REGISTERED ARCHITECT DOUGLAS K. ARGUE 032619 STATE OF NEW YORK

REGISTRATION EXPIRES: 08/31/2028

BID DOCUMENTS
Scale: As indicated

A9.8B

2024 Ellenzweig ©

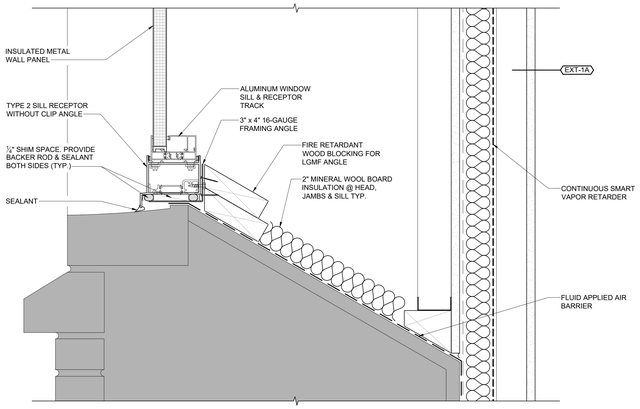

12 WINDOW INFILL DETAIL AT SLOPED SILL
3" = 1'-0"

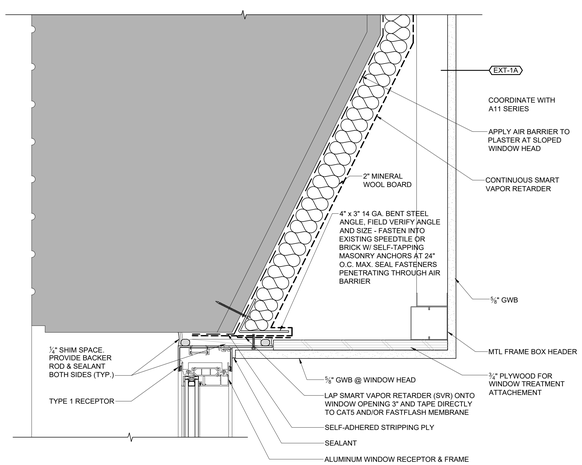

11 ALUMINUM WINDOW DETAIL AT SLOPED HEAD
3" = 1'-0"

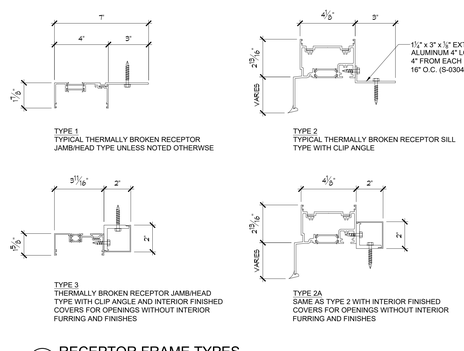

10 RECEPTOR FRAME TYPES
3" = 1'-0"

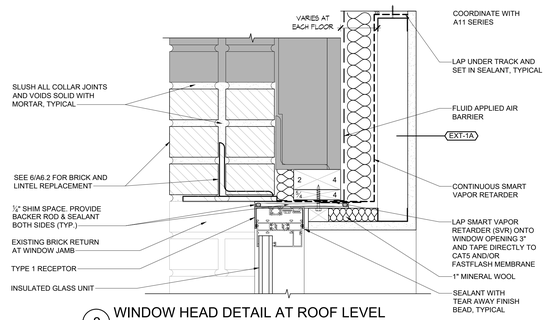

8 WINDOW HEAD DETAIL AT ROOF LEVEL
3" = 1'-0"

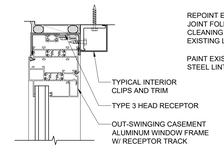

8A OPERABLE HEAD DETAIL
3" = 1'-0"

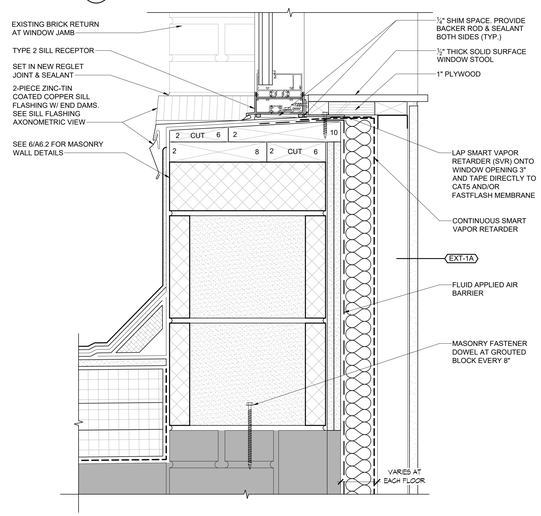

7 WINDOW SILL DETAIL AT ROOF LEVEL
3" = 1'-0"

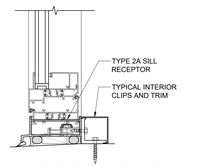

7A OPERABLE SILL DETAIL
3" = 1'-0"

NOTE: REFER TO WINDOW NOTES ON SHEET A9.8A

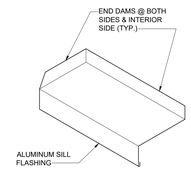

SILL FLASHING AXONOMETRIC VIEW

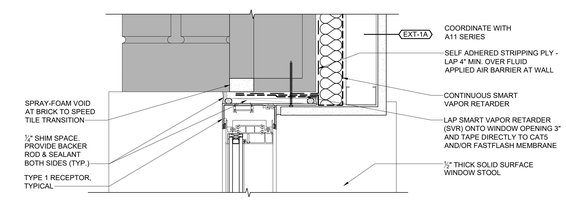

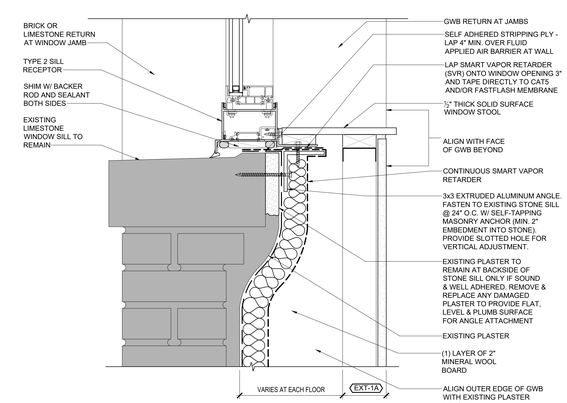

6 WINDOW SILL & JAMB DETAIL AT RADIATOR INFILL
3" = 1'-0"

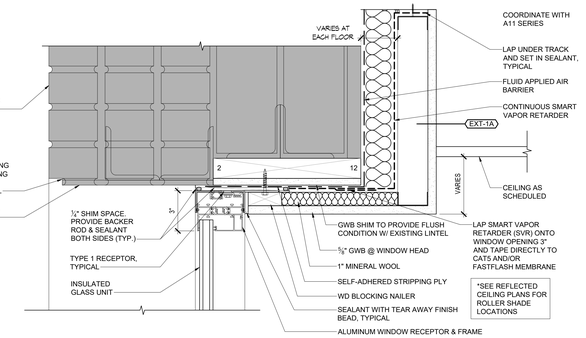

5 TYPICAL ALUMINUM WINDOW HEAD
3" = 1'-0"

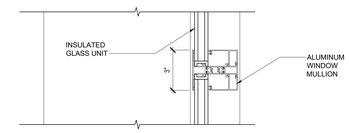

4 TYPICAL ALUMINUM WINDOW MULLION
3" = 1'-0"

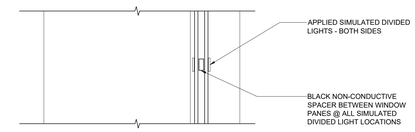

3 TYPICAL SIMULATED DIVIDED LIGHT
3" = 1'-0"

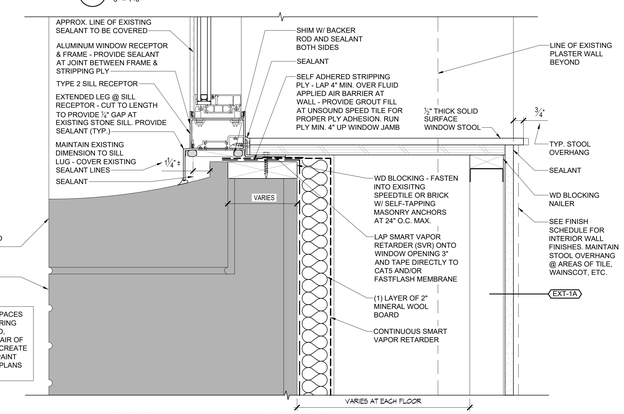

AT NEW WINDOWS IN SPACES WHERE EXTERIOR FURRING WILL NOT BE INSTALLED, PROVIDE PLASTER REPAIR OF EXISTING OPENING TO CREATE FINISHED CONDITION. PAINT OPENING - SEE FLOOR PLANS FOR LOCATIONS

2 TYPICAL ALUMINUM WINDOW SILL
3" = 1'-0"

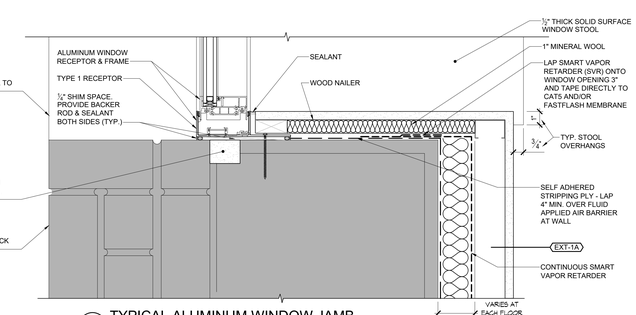

1 TYPICAL ALUMINUM WINDOW JAMB
3" = 1'-0"

RENOVATE PLANT SCIENCE BUILDING - PHASE 2

SUCF Project No. 161026-00

236 Tower Road
Ithaca, NY 14853

Cornell CALS College of Agriculture and Life Sciences

SUNY State University Construction Fund

Ellenzweig Architecture | Planning	230 Congress Street Boston, MA 02110 T 617 491-5575
Ryan Biggs Clark Davis Structural Engineers	257 Ushers Road Clifton Park, NY 12065 T 518 406-5506
Salas O'Brien Consulting & Engineering Group of NY, Inc. Mechanical Engineers	300 Trolley Blvd. Rochester, NY 14606 T 585 288-5590
Jade Stone Engineering Electrical Engineers	444 Vanduzee St. Watertown, NY 13601 T 315 836 4062
Watson Engineering Plumbing	4500 State Route 434 Apalachin, NY 13732 T 607 223-4334
DM Engineers Fire Protection Engineers	1007 Yonkers Ave Yonkers, NY 10704 T 929 333-2339
Bell & Spina Building Envelope	215 Wyoming Street S Syracuse, NY 13204 T 315 488-0377
Environ. Design & Research Historic Preservation, Landscape, Civil Engineering	217 Montgomery St, Suite 1000 Syracuse, NY 13202 T 315 471-0688
Schuler Shook Lighting Design	240 W 40th Street, 2nd Floor New York, NY 10018 T 212 439-5650
D2D Green Design Sustainability PH2	10 Hallenbeck Hill East Greenbush, NY 12061 T 518 729-2967
Shen Milsom & Wilke Acoustics, IT, AV, Security	417 Fifth Avenue New York, NY 10016 T 212 725-6800
Watts Architects & Engineers Asbestos, Haz Mat	95 Perry Street, Suite 300 Buffalo, NY 14203 T 716 206-5122
Hastings Consulting Building Code	142 Hanlon Rd Holliston, MA 01746 T 508 397-8417
Ellana Cost Consulting	32 Broadway, Suite 801 New York, NY 10004 T 212 971-0936

Notes:

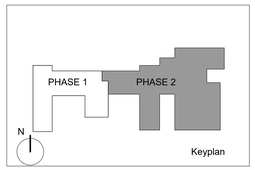

Job Number 31909.00
Drawing By TJG
Checked By DKA
Filename
Date August 31, 2026

Revisions

WINDOW DETAILS - PHASE 2

REGISTERED ARCHITECT DOUGLAS K. DIKER 032659 STATE OF NEW YORK

REGISTRATION EXPIRES: 08/31/2028

BID DOCUMENTS
Scale: As indicated

A9.8C

2024 Ellenzweig ©

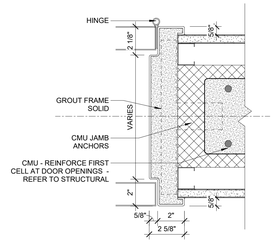

23 HM DOOR JAMB @ CMU PARTITIONS
3" = 1'-0"

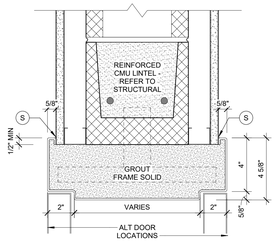

22 HM DOOR HEAD @ CMU PARTITIONS
3" = 1'-0"

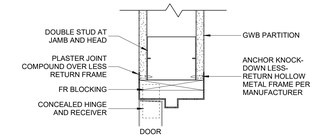

5 JAMB DETAIL AT LESS RETURN FRAME .
3" = 1'-0"

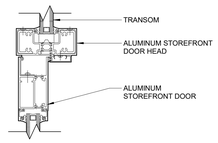

21 ALUM STOREFRONT DOOR HEAD DETAIL .
3" = 1'-0"

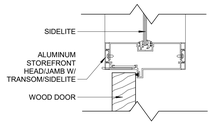

12 ALUM FRAME DOOR HEAD/JAMB W/ TRANSOM/SIDELITE .
3" = 1'-0"

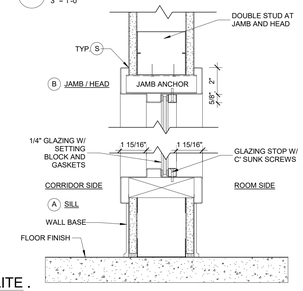

4 HEAD AND SILL DETAIL AT HM LITE .
3" = 1'-0"

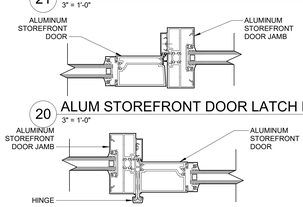

20 ALUM STOREFRONT DOOR LATCH DETAIL .
3" = 1'-0"

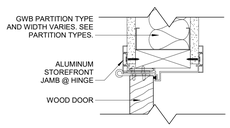

11 ALUM FRAME DOOR HINGE JAMB .
3" = 1'-0"

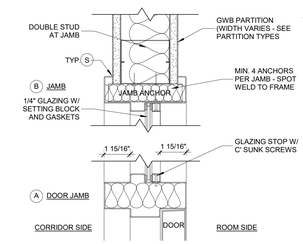

3A "S" PARTITION DOOR FRAME W/ SIDEDLITE .
3" = 1'-0"

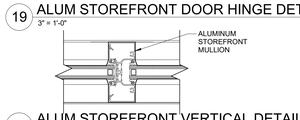

19 ALUM STOREFRONT DOOR HINGE DETAIL .
3" = 1'-0"

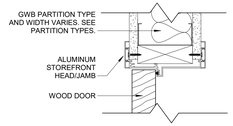

10 ALUM FRAME DOOR JAMB AND HEAD .
3" = 1'-0"

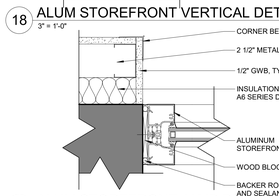

18 ALUM STOREFRONT VERTICAL DETAIL .
3" = 1'-0"

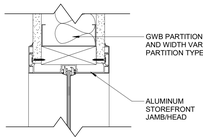

9 ALUMINUM FRAME JAMB AND HEAD .
3" = 1'-0"

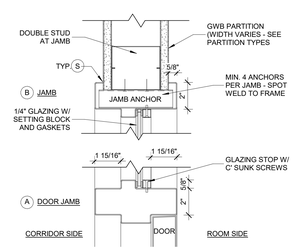

3 DOOR FRAME W/ SIDEDLITE/TRANSOM .
3" = 1'-0"

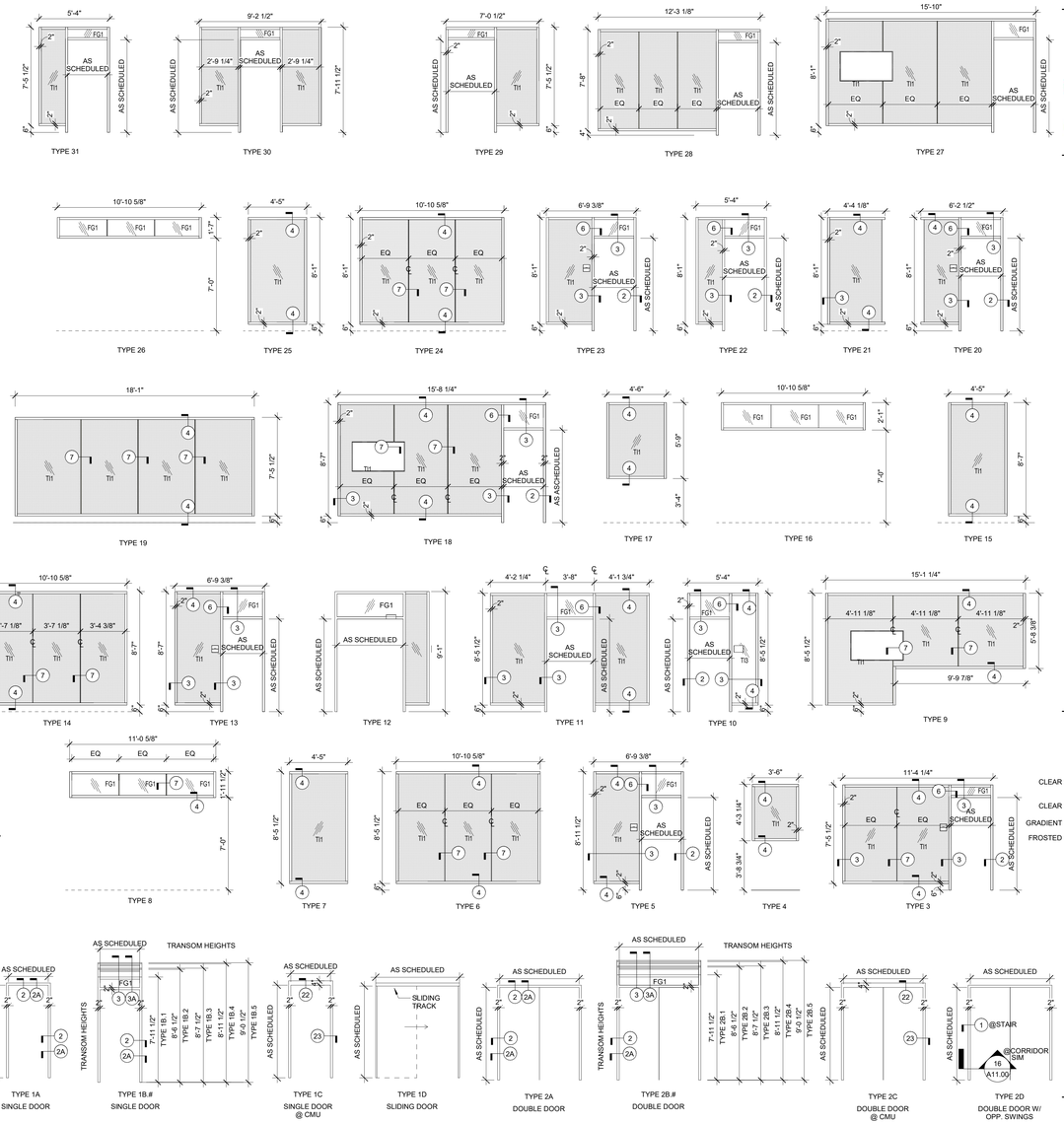

B FRAME TYPES - PHASE 2
1/4" = 1'-0"

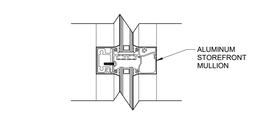

15 ALUM STOREFRONT HORIZONTAL DETAIL .
3" = 1'-0"

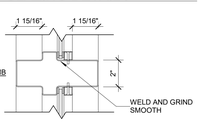

7 BUTT JOINT GLAZING DETAIL .
12" = 1'-0"

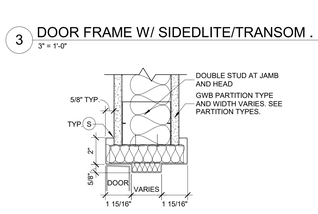

2A "S" PARTITION HM DOOR FRAME JAMB AND HEAD .
3" = 1'-0"

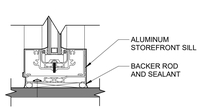

14 ALUM STOREFRONT SILL DETAIL .
3" = 1'-0"

6 INTERMEDIATE MULLION .
3" = 1'-0"

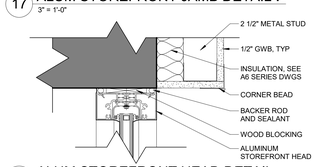

16 ALUM STOREFRONT HEAD DETAIL .
3" = 1'-0"

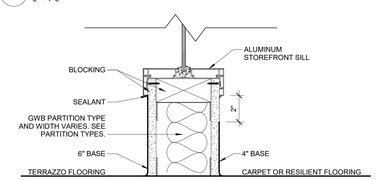

8 ALUMINUM FRAME SIILL DETAIL .
3" = 1'-0"

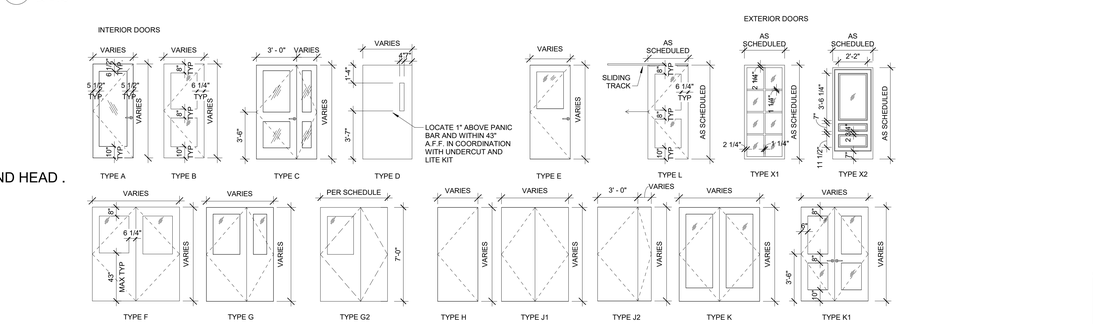

DOOR TYPES - PHASE 2
1/4" = 1'-0"

RENOVATE PLANT SCIENCE BUILDING - PHASE 2
SUCF Project No. 161026-00

236 Tower Road
Ithaca, NY 14853

Cornell CALS College of Agriculture and Life Sciences
SUNY State University Construction Fund

Ellenzweig Architecture | Planning	230 Congress Street Boston, MA 02110 T 617 491-5575
Ryan Biggs Clark Davis Structural Engineers	257 Ushers Road Clifton Park, NY 12065 T 518 406-5506
Salas O'Brien Consulting & Engineering Group of NY, Inc. Mechanical Engineers	300 Trolley Blvd. Rochester, NY 14606 T 585 288-5590
Jade Stone Engineering Electrical Engineers	444 Vanduzee St. Watertown, NY 13601 T 315 836 4062
Watson Engineering Plumbing	4500 State Route 434 Apalachin, NY 13732 T 607 223-4334
DM Engineers Fire Protection Engineers	1007 Yonkers Ave Yonkers, NY 10704 T 929 333-2339
Bell & Spina Building Envelope	215 Wyoming Street S Syracuse, NY 13204 T 315 488-0377
Environ. Design & Research Historic Preservation, Landscape, Civil Engineering	217 Montgomery St, Suite 1000 Syracuse, NY 13202 T 315 471-0688
Schuler Shook Lighting Design	240 W 40th Street, 2nd Floor New York, NY 10018 T 212 439-5650
D2D Green Design Sustainability PH2	10 Hallenbeck Hill East Greenbush, NY 12061 T 518 729-2967
Shen Milsom & Wilke Acoustics, IT, AV, Security	417 Fifth Avenue New York, NY 10016 T 212 725-6800
Watts Architects & Engineers Asbestos, Haz Mat	95 Perry Street, Suite 300 Buffalo, NY 14203 T 716 206-5122
Hastings Consulting Building Code	142 Hanlon Rd Holliston, MA 01746 T 508 397-8417
Ellana Cost Consulting	32 Broadway, Suite 801 New York, NY 10004 T 212971-0936

Notes:

INTERIOR GLAZING TYPES

CLEAR — ***CG1:*** *1/4" CLEAR TEMPERED SAFETY GLASS (GROUND FL EAST-WEST CORRIDOR LABS)*
CLEAR — **FG1:** 1/4" CLEAR FLOAT GLASS (TRANSOMS)
GRADIENT — **TI1:** 1/4" CLEAR LAMINATED GRADIENT INTERLAYER (LAB ENTRY)
FROSTED — **TI2:** 3/8" CLEAR LAMINATED TRANSLUCENT INTERLAYER (OFFICE)
TI3: 1/4" CLEAR LAMINATED - CLEAR INTERLAYER
FR: FIRE-RATED GLAZING (RATED DOOR)
M: 1/4" TEMPERED FRAMELESS MIRROR GLAZING (TOILET RMS)

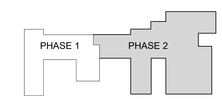

Keyplan

Job Number	31909.00
Drawing By	BF
Checked By	AT
Filename	
Date	August 31, 2026

Revisions

DOOR & FRAME ELEVATIONS AND DETAILS - PHASE 2

REGISTERED ARCHITECT ANDREW THOMAS CARTER 022901-1 STATE OF NEW YORK

BID DOCUMENTS
Scale: As indicated

A9.10

2024 Ellenzweig ©

10/14/2026 6:39:09 AM
Autodesk Docs://31909 SUCF Cornell Plant Science/31909_Cornell PSB_Arch_R23.rvt

DOOR SCHEDULE - Phase 2

wtwt					DOOR			FRAME							
DOOR No.	ROOM No.	ROOM NAME	DOOR TYPE	MATE RIAL	HEIGHT	WIDTH	THK	TYPE	MATERIAL	FIRE RATING	CARD READER	POWER OPER.	HDWR SET	REMARKS
TUNNEL														
B01	B01	GREENHOUSE SERVICE	H	PTD HM	7' - 0"	2' - 0"	0' - 1 3/4"	1C	PTD HM	90 MIN			38	
GROUND FLOOR														
G01	G01	MESSY SOIL GRINDING ROOM	G2	PTD HM	7' - 0"	3' - 0"	0' - 1 3/4"	2A,	PTD HM		Yes	Yes	16	
G02	G02	SOIL AND SAMPLE PREP	G2	PTD HM	7' - 0"	3' - 0"	0' - 1 3/4"	2A	PTD HM		Yes		16	
G03	G03	MESSY PLANT GRINDING ROOM	G2	PTD HM	7' - 0"	3' - 0"	0' - 1 3/4"	2A,	PTD HM		Yes		16	
G0003	G0043	CORRIDOR-EAST	ETR	PT ETR	7' - 0"	4' - 6"	0' - 2"	ETR	PT ETR	90 MIN			20	PAINT EXISTING HM DOOR AND FRAME
G0003A	G0003	STAIR 3	ETR	PTD	6' - 8"	2' - 0"	0' - 1 3/4"	ETR	PTD HM	90 MIN			27	PAINT EXISTING HM DOOR AND FRAME
G04	G04	FIELD WORK ROOM	G2	PTD HM	7' - 0"	3' - 0"	0' - 1 3/4"	2A	PTD HM		Yes		16	
G0004	G0004	STAIR	H	PTD HM	7' - 0"	3' - 6"	0' - 1 3/4"	1A	PTD HM	45 MIN			17	
G05	G05	CLEAN PLANT AND SOIL GRINDING ROOM	G2	PTD HM	7' - 0"	3' - 0"	0' - 1 3/4"	2A,	PTD HM		Yes		16	
G09	G09	WRITE-UP SPACE	A	CLR WD	7' - 0"	3' - 0"	0' - 1 3/4"	3	PTD HM		Yes		23	
G09S	G09	WRITE-UP SPACE			7' - 0"	1' - 8"	0' - 1 3/4"			90 MIN				
G14.1	G14	SHARED INSTRUMENTATION SUPPORT ROOM	C	PTD HM	7' - 0"	3' - 0"	0' - 1 3/4"	2A	PTD HM		Yes		11	
G14.2	G14	SHARED INSTRUMENTATION SUPPORT ROOM	C	PTD HM	7' - 0"	3' - 0"	0' - 1 3/4"	2A	PTD HM		Yes		11	
G15	G15	EQUIPMENT	B	CLR WD	7' - 0"	3' - 6"	0' - 1 3/4"	1C	PTD HM	45 MIN	Yes		26	
G17	G17	MICROSCOPY	B	CLR WD	7' - 0"	3' - 6"	0' - 1 3/4"	1C	PTD HM	45 MIN	Yes		26	
G19	G19	PCR	B	CLR WD	7' - 0"	3' - 6"	0' - 1 3/4"	1C	PTD HM	45 MIN	Yes		26	
G0020	G0020	GN TOILET / SHOWER ROOM	H	PTD WD	7' - 0"	3' - 0"	0' - 1 3/4"	1A	PTD HM				01	
G20.1	G20	SUSTAINABLE CROP PRODUCTION LAB	C	CLR WD	7' - 0"	3' - 0"	0' - 1 3/4"	2B.1	PTD HM		Yes		41	
G20.2	G20	SUSTAINABLE CROP PRODUCTION LAB	C	CLR WD	7' - 0"	3' - 0"	0' - 1 3/4"	2B.1	PTD HM		Yes		41	
G21	G21	FLEXIBLE	B	CLR WD	7' - 0"	3' - 6"	0' - 1 3/4"	1C	PTD HM	45 MIN	Yes		26	
G0021	G0021	HC GN TOILET / SHOWER ROOM	H	PTD WD	7' - 0"	3' - 0"	0' - 1 3/4"	1A	PTD HM				42	
G23	G23	CHEMISTRY	B	CLR WD	7' - 0"	3' - 6"	0' - 1 3/4"	1C	PTD HM	45 MIN	Yes		26	
G25	G25	T/D	J2	PTD HM	7' - 0"	4' - 6"	0' - 1 3/4"	2A	PTD HM		Yes		32	
G26	G26	FREEZER FARM	E	PTD HM	7' - 0"	3' - 6"	0' - 1 3/4"	1A	PTD HM		Yes		26	
G27	G27	FACULTY OFFICE	A	CLR WD	7' - 0"	3' - 0"	0' - 1 3/4"	1B.1	PTD HM				08	STC-36: laminated glazing 3/16"+.3 PVB+3/16"
G28	G28	COLD ROOM	BY MFR	BY MFR	7' - 0"	3' - 4"	0' - 1 3/4"	BY MFR	BY MFR		Yes		N/A	
G29	G29	FACULTY OFFICE	A	CLR WD	7' - 0"	3' - 0"	0' - 1 3/4"	1B.1	PTD HM				08	STC-36: laminated glazing 3/16"+.3 PVB+3/16"
G30	G30	COLD ROOM	BY MFR	BY MFR	7' - 0"	3' - 4"	0' - 1 3/4"	BY MFR	BY MFR		Yes		N/A	
G31	G31	FACULTY OFFICE	A	CLR WD	7' - 0"	3' - 0"	0' - 1 3/4"	1B.1	PTD HM				08	STC-36: laminated glazing 3/16"+.3 PVB+3/16"
G32	G32	FREEZER FARM	E	PTD HM	7' - 0"	3' - 6"	0' - 1 3/4"	1A	PTD HM		Yes		26	
G33	G33	FACULTY OFFICE	A	CLR WD	7' - 0"	3' - 0"	0' - 1 3/4"	1B.1	PTD HM				08	STC-36: laminated glazing 3/16"+.3 PVB+3/16"
G34	G34	SUPPORT	E	CLR WD	7' - 0"	3' - 6"	0' - 1 3/4"	1A	PTD HM		Yes		26	
G35	G35	FACULTY OFFICE	A	CLR WD	7' - 0"	3' - 0"	0' - 1 3/4"	1B.1	PTD HM				08	STC-36: laminated glazing 3/16"+.3 PVB+3/16"
G36	G36	FLEX LAB SUPPORT	E	CLR WD	7' - 0"	3' - 6"	0' - 1 3/4"	1A	PTD HM		Yes		26	
G37	G37	FACULTY OFFICE	A	CLR WD	7' - 0"	3' - 0"	0' - 1 3/4"	1B.1	PTD HM				08	STC-36: laminated glazing 3/16"+.3 PVB+3/16"
G38	G38	FLEX LAB SUPPORT	E	CLR WD	7' - 0"	3' - 6"	0' - 1 3/4"	1A	PTD HM		Yes		26	
G40	G40	LAB SUPPORT GENERAL EQUIPMENT	H	CLR WD	7' - 0"	3' - 6"	0' - 1 3/4"	ETR	PTD HM	45 MIN	Yes		13	
G0041	G0042	CORRIDOR- NORTH WING	B	CLR WD	7' - 0"	3' - 6"	0' - 1 3/4"	1A	AL				29	
G0042	G0042	CORRIDOR- NORTH WING	J1	PTD HM	7' - 0"	8' - 0"	0' - 1 3/4"	2D	PTD HM	60 MIN			24	MAGNETIC HOLD-OPENS - COORDINATE WITH FA-SERIES *
G0042.2	G0042	CORRIDOR	H	PTD HM	7' - 0"	3' - 4"	0' - 1 3/4"	1A	PTD HM	180 MIN			10	MAGNETIC HOLD-OPENS - COORDINATE WITH FA-SERIES *
G0042A.5	G13	CYL. STOR	H	PTD HM	7' - 0"	3' - 0"	0' - 1 3/4"	1A	PTD HM	45 MIN	Yes		39	
G0043A	G0043	CORRIDOR-EAST			7' - 0"	1' - 8"	0' - 1 3/4"			90 MIN				
G0050	G0042	CORRIDOR- NORTH WING	J2	PTD HM	7' - 0"	4' - 6"	0' - 1 3/4"	2A	PTD HM				40	
G0051	G0051	CORRIDOR	D	CLR WD	7' - 0"	5' - 0"	0' - 1 3/4"	2A	PTD HM		Yes		30	
G0052	G0052	VESTIBULE	D	CLR WD	7' - 0"	6' - 0"	0' - 1 3/4"	2A	PTD HM		Yes		30	
G0052S	SHAFT	SHAFT	H	PTD HM	7' - 0"	2' - 0"	0' - 1 3/4"	1C	PTD HM	90 MIN	Yes		38	
G0065	G0065	BUILDING STORAGE	H	PTD	7' - 0"	3' - 4"	0' - 1 3/4"						27	PAINT EXISTING HM DOOR AND FRAME
G0066	G0066	BUILDING STORAGE	H	PTD	7' - 0"	3' - 4"	0' - 1 3/4"						27	PAINT EXISTING HM DOOR AND FRAME
G0068	G0068	EXIST. MECHANICAL	J1	PTD HM	7' - 0"	6' - 0"	0' - 1 3/4"	2A	PTD HM	45 MIN			37	
G0069	G0080	EXIST. MECHANICAL	H	PTD HM	7' - 0"	3' - 6"	0' - 1 3/4"	1A	PTD HM	45 MIN			36	
G0080	G0080	EXIST. MECHANICAL	J1	PTD HM	7' - 0"	6' - 0"	0' - 1 3/4"	2A	PTD HM	45 MIN			37	
G0081	G0042	CORRIDOR- NORTH WING	H	PTD HM	7' - 0"	3' - 2"	0' - 1 3/4"	1A	PTD HM				19	
G0082	G0082	TUNNEL ELEVATOR MACHINE ROOM	ETR	PT ETR	7' - 0"	3' - 0"	0' - 1 3/4"	ETR	PT ETR	90 MIN			19	
G0085	G0043	CORRIDOR-EAST	J1	PTD HM	7' - 0"	3' - 6"	0' - 1 3/4"	2A	PTD HM				18	
G0086	G0086	ELEC CLO	J1	PTD HM	7' - 0"	5' - 0"	0' - 1 3/4"	2A	PTD HM				18	
G0087	G0087	CYL. CLO	J1	PTD HM	7' - 0"	5' - 0"	0' - 1 3/4"	2A	PTD HM		Yes		32	
XG004	G0004	STAIR	ETR	PT ETR	7' - 8"	3' - 0"	0' - 1 3/4"	ETR	PT ETR				27	PAINT EXIST HM DOOR AND FRAME. REPLACE TRANSOM W/ CS A2097 LOUVER OR EQ
XG005	G0005	EXIST TUNNEL STAIR	ETR	PT ETR	7' - 0"	3' - 0"	0' - 1 3/4"	ETR	PT ETR				27	PAINT EXISTING HM DOOR AND FRAME
FIRST FLOOR														
100UB	10062	MECH.	H	PTD HM	7' - 0"	3' - 0"	0' - 1 3/4"	1A	PTD HM	45 MIN			19	
101	101	LOADING DOCK	J1	PTD HM	7' - 0"	6' - 0"	0' - 1 3/4"	2A	PTD HM	45 MIN			43	
103	103	BUILDING CARE BREAK ROOM	H	PTD HM	7' - 0"	3' - 0"	0' - 1 3/4"	1A	PTD HM				07	
104	104	DRY TEACHING LAB	C	CLR WD	7' - 0"	3' - 6"	0' - 1 3/4"	2B.4	PTD HM		Yes		41	
105	105	ADMIN. CLERICAL 4/5	A	CLR WD	7' - 0"	3' - 0"	0' - 1 3/4"	1B.4	PTD HM				08	STC-36: laminated glazing 3/16"+.3 PVB+3/16"
107	107	ADMIN. PROF. 6	A	CLR WD	7' - 0"	3' - 0"	0' - 1 3/4"	1B.4	PTD HM				08	STC-36: laminated glazing 3/16"+.3 PVB+3/16"
109	109	ADMIN. PROF. 1	A	CLR WD	7' - 0"	3' - 0"	0' - 1 3/4"	1B.4	PTD HM				08	STC-36: laminated glazing 3/16"+.3 PVB+3/16"
111	111	MAIL/ PRINT/ SUPPLY	A	CLR WD	7' - 0"	3' - 0"	0' - 1 3/4"	1B.4	PTD HM				08	STC-36: laminated glazing 3/16"+.3 PVB+3/16"
111S	111	MAIL/ PRINT/ SUPPLY			7' - 0"	1' - 8"	0' - 1 3/4"			90 MIN				
113	113	FRUIT PRODUCTION LAB	C	CLR WD	7' - 0"	3' - 0"	0' - 1 3/4"	2B.3	AL		Yes		44	
113A	113A	CYL. STOR.	H	PTD HM	7' - 0"	3' - 0"	0' - 1 3/4"	1A	PTD HM	45 MIN			05	
113B	113B	MICROSCOPY	B	CLR WD	7' - 0"	3' - 6"	0' - 1 3/4"	1C	PTD HM	45 MIN			31	
113C	113C	TISSUE CULTURE	B	CLR WD	7' - 0"	3' - 6"	0' - 1 3/4"	1C	PTD HM	45 MIN			31	
113D	113D	EQUIPMENT	B	CLR WD	7' - 0"	3' - 6"	0' - 1 3/4"	1C	PTD HM	45 MIN			31	
113E	113	FRUIT PRODUCTION LAB	B	CLR WD	7' - 0"	3' - 6"	0' - 1 3/4"	1C	PTD HM	45 MIN			31	
113S	SHAFT	SHAFT	H	PTD HM	7' - 0"	2' - 0"	0' - 1 3/4"	1C	PTD HM	90 MIN			38	
116	116	WRITE-UP SPACE A	A	CLR WD	7' - 0"	3' - 0"	0' - 1 3/4"	5	PTD HM		Yes		45	
116A	116A	MEETING ROOM	A	PTD HM	7' - 0"	3' - 0"	0' - 1 3/4"	1B.4	PTD HM				09	
118	118	FLEX LAB SUPPORT	G	CLR WD	7' - 0"	4' - 6"	0' - 1 3/4"	2B.4	PTD HM		Yes		41	
120	120	EVENT SUPPORT	H	PTD HM	7' - 0"	3' - 0"	0' - 1 3/4"	1A	PTD HM				05	
121	121	T/D	J1	PTD HM	7' - 0"	6' - 0"	0' - 1 3/4"	2A	PTD HM		Yes		32	
123	123	ADMIN. PROF. 4	A	CLR WD	7' - 0"	3' - 0"	0' - 1 3/4"	1B.4	PTD HM				08	STC-36: laminated glazing 3/16"+.3 PVB+3/16"
125	125	ADMIN. PROF. 1	A	CLR WD	7' - 0"	3' - 0"	0' - 1 3/4"	1B.4	PTD HM				08	STC-36: laminated glazing 3/16"+.3 PVB+3/16"
127	127	FACULTY OFFICE	A	CLR WD	7' - 0"	3' - 0"	0' - 1 3/4"	1B.4	PTD HM				08	STC-36: laminated glazing 3/16"+.3 PVB+3/16"
128.1	128	ADMIN. SUITE	A	CLR WD	7' - 0"	3' - 6"	0' - 1 3/4"	11	PTD HM				46	
128.2	128	ADMIN. SUITE	H	CLR WD	7' - 0"	3' - 0"	0' - 1 3/4"	1A	PTD HM		Yes		23	
128A.2	128	ADMIN. SUITE	A	CLR WD	7' - 0"	3' - 0"	0' - 1 3/4"	1B.4	PTD HM				47	
128B	128	ADMIN. SUITE	A	CLR WD	7' - 0"	3' - 0"	0' - 1 3/4"	1B.4	PTD HM				09	
128C	128	ADMIN. SUITE	A	CLR WD	7' - 0"	3' - 0"	0' - 1 3/4"	1B.4	PTD HM				09	
128D	128D	ADMIN. SIPS. EXEC.	A	CLR WD	7' - 0"	3' - 0"	0' - 1 3/4"	1B.4	PTD HM				09	
128E	128E	ADMIN. SIPS. EXEC.	A	CLR WD	7' - 0"	3' - 0"	0' - 1 3/4"	1B.4	PTD HM				09	
129	129	FACULTY OFFICE	A	CLR WD	7' - 0"	3' - 0"	0' - 1 3/4"	1B.4	PTD HM				08	STC-36: laminated glazing 3/16"+.3 PVB+3/16"
133	133	20P GENERAL ASSIGNMENT CLASSROOM	A	CLR WD	7' - 0"	3' - 0"	0' - 1 3/4"	10	PTD HM		Yes		23	
402U	10045	CORRIDOR			7' - 0"	1' - 8"	0' - 1 3/4"			90 MIN				
10002	10044	CORRIDOR - NORTH WING-2	E	PTD HM	7' - 0"	3' - 0"	0' - 1 3/4"	1A	PTD HM	90 MIN			21	
10003	10003	STAIR 3	ETR	PT ETR	7' - 0"	3' - 0"	0' - 1 3/4"	ETR	PT ETR	90 MIN			17	PAINT EXISTING DOOR AND FRAME
10023	10021	GN TOILET ROOM	H	PTD WD	7' - 0"	3' - 0"	0' - 1 3/4"	1A	PTD HM				01	
10042	10042	VESTIBULE	A	CLR WD	7' - 0"	5' - 0"	0' - 1 3/4"	2A	PTD HM				12	
10044	10044	CORRIDOR - NORTH WING-2	J2	PTD HM	7' - 0"	5' - 0"	0' - 1 3/4"	2A	PTD HM	180 MIN			40	
10045	10045	CORRIDOR	J1	PTD HM	7' - 0"	8' - 0"	0' - 1 3/4"	2D	PTD HM	60 MIN			24	MAGNETIC HOLD-OPENS - COORDINATE WITH FA-SERIES *
10061	10061	JAN / SUPPLY ROOM	H	PTD HM	7' - 0"	3' - 0"	0' - 1 3/4"	1A	PTD HM				19	
10064	10064	ELEC	H	PTD HM	7' - 0"	3' - 0"	0' - 1 3/4"	1A	PTD HM	45 MIN	Yes		23	
G0042A.2	G0042A	MECH CORRIDOR	J1	PTD HM	7' - 0"	5' - 0"	0' - 1 3/4"	2A	PTD HM	180 MIN			12	
X10041	10041	CORRIDOR - NORTH WING	H	PTD HM	7' - 0"	3' - 0"	0' - 1 3/4"	ETR	PTD HM				06	MODIFY EXISTING FRAME TO ACCOMMODATE EGRESS INWARD
X10042	10043	BREEZEWAY	ETR	PTD HM	7' - 0"	5' - 0"	0' - 1 3/4"	ETR	PTD HM		Yes		04	
X10044	10043	BREEZEWAY	ETR	PTD HM	7' - 0"	5' - 0"	0' - 1 3/4"	ETR	PTD HM		Yes		04	
SECOND FLOOR														
202	202	SYNTHETIC BIOLOGY LAB	C	CLR WD	7' - 0"	3' - 0"	0' - 1 3/4"	12	AL		Yes		44	
202A	202A	FLEX / MICROSCOPY	B	CLR WD	7' - 0"	3' - 6"	0' - 1 3/4"	1A	PTD HM				31	
202B	202B	CULTURE	B	CLR WD	7' - 0"	3' - 6"	0' - 1 3/4"	1A	PTD HM				31	
202C	202C	EQUIPMENT	B	CLR WD	7' - 0"	3' - 6"	0' - 1 3/4"	1A	PTD HM				31	
202F	202F	FLEXIBLE	B	CLR WD	7' - 0"	3' - 6"	0' - 1 3/4"	1A	PTD HM				34	
202G	202G	CYL. STOR.	J1	PTD HM	7' - 0"	5' - 0"	0' - 1 3/4"	2A	PTD HM		Yes		32	
202S	202	SYNTHETIC BIOLOGY LAB			7' - 0"	2' - 0"	0' - 1 3/4"			90 MIN				
203	203	WRITE-UP SPACE	A	CLR WD	7' - 0"	3' - 0"	0' - 1 3/4"	1B.5	PTD HM		Yes		48	STC-36: laminated glazing 3/16"+.3 PVB+3/16"
205	205	OPEN SHARED OFFICE	A	CLR WD	7' - 0"	3' - 0"	0' - 1 3/4"	1B.5	PTD HM				08	STC-36: laminated glazing 3/16"+.3 PVB+3/16"
207	207	FACULTY OFFICE	A	CLR WD	7' - 0"	3' - 0"	0' - 1 3/4"	1B.5	PTD HM				08	STC-36: laminated glazing 3/16"+.3 PVB+3/16"
209	209	FACULTY OFFICE	A	CLR WD	7' - 0"	3' - 0"	0' - 1 3/4"	1B.5	PTD HM				08	STC-36: laminated glazing 3/16"+.3 PVB+3/16"
211	211	OPEN SHARED OFFICE	A	CLR WD	7' - 0"	3' - 0"	0' - 1 3/4"	1B.5	PTD HM				08	STC-36: laminated glazing 3/16"+.3 PVB+3/16"
211S	211	OPEN SHARED OFFICE			7' - 0"	1' - 8"	0' - 1 3/4"			90 MIN				
219.1	219	PLANT / SOIL / MICROBES LAB	C	CLR WD	7' - 0"	3' - 0"	0' - 1 3/4"	2B.2	AL		Yes		44	
219.2	219	PLANT / SOIL / MICROBES LAB	B	CLR WD	7' - 0"	3' - 0"	0' - 1 3/4"	18	AL		No	No	35	EXIT ONLY
219.3	S-4	SHAFT	H	PTD HM	7' - 0"	2' - 0"	0' - 1 3/4"	1A	PTD HM	90 MIN			38	
219A	219A	CYL. STOR.	H	PTD HM	7' - 0"	3' - 0"	0' - 1 3/4"	1A	PTD HM	45 MIN			05	
219B	219B	MICROSCOPY	B	CLR WD	7' - 0"	3' - 6"	0' - 1 3/4"	1C	PTD HM	45 MIN			31	
219C	219C	EQUIPMENT 1	B	CLR WD	7' - 0"	3' - 6"	0' - 1 3/4"	1C	PTD HM	45 MIN			31	
219D	219D	EQUIPMENT 2	B	CLR WD	7' - 0"	3' - 6"	0' - 1 3/4"	1C	PTD HM	45 MIN			31	
219E	219E	MOLECULAR LAB	B	CLR WD	7' - 0"	3' - 6"	0' - 1 3/4"	1C	PTD HM	45 MIN			31	
219F	219F	CULTURE	B	CLR WD	7' - 0"	3' - 6"	0' - 1 3/4"	1C	PTD HM	45 MIN			31	
223A	223	T/D	J1	PTD HM	7' - 0"	4' - 8"	0' - 1 3/4"	2A	PTD HM		Yes		32	
223B	223	T/D	H	PTD HM	7' - 0"	2' - 6"	0' - 1 3/4"	1A	PTD HM		No		05	
224	224	WRITE-UP SPACE	A	CLR WD	7' - 0"	3' - 0"	0' - 1 3/4"	13	PTD HM		Yes		48	
224A	224A	MEETING ROOM	A	CLR WD	7' - 0"	3' - 0"	0' - 1 3/4"	1B.5	PTD HM				09	
225	225	MEETING ROOM	A	CLR WD	7' - 0"	3' - 0"	0' - 1 3/4"	1B.5	PTD HM		Yes		08	STC-36: laminated glazing 3/16"+.3 PVB+3/16"
227	227	FACULTY OFFICE	A	CLR WD	7' - 0"	3' - 0"	0' - 1 3/4"	1B.5	PTD HM				08	STC-36: laminated glazing 3/16"+.3 PVB+3/16"
228	228	FLEX LAB SUPPORT	G	CLR WD	7' - 0"	4' - 6"	0' - 1 3/4"	2B.5	PTD HM		Yes		41	
229	229	FACULTY OFFICE	A	CLR WD	7' - 0"	3' - 0"	0' - 1 3/4"	1B.5	PTD HM				08	STC-36: laminated glazing 3/16"+.3 PVB+3/16"
230.1	230	PLANT PHYSIOLOGY PREP LAB	C	CLR WD	7' - 0"	3' - 0"	0' - 1 3/4"	2B.5	PTD HM		Yes		41	
230.2	230	PLANT PHYSIOLOGY PREP LAB	B	CLR WD	7' - 0"	3' - 0"	0' - 1 3/4"	1B.5	PTD HM				13	
231	231	FACULTY OFFICE	A	CLR WD	7' - 0"	3' - 0"	0' - 1 3/4"	1B.5	PTD HM				08	STC-36: laminated glazing 3/16"+.3 PVB+3/16"
233	233	FACULTY OFFICE	A	CLR WD	7' - 0"	3' - 0"	0' - 1 3/4"	1B.5	PTD HM				08	STC-36: laminated glazing 3/16"+.3 PVB+3/16"
235	235	FACULTY OFFICE	A	CLR WD	7' - 0"	3' - 0"	0' - 1 3/4"	1B.5	PTD HM				08	STC-36: laminated glazing 3/16"+.3 PVB+3/16"
236	236	PLANT PHYSIOLOGY TEACHING LAB	C	CLR WD	7' - 0"	3' - 0"	0' - 1 3/4"	2B.5	PTD HM	45 MIN	Yes		41	
20002	20002	STAIR 2	E	PTD HM	7' - 0"	3' - 0"	0' - 1 3/4"	1A	PTD HM	90 MIN	Yes		28	
20003	20003	STAIR 3	ETR	PT ETR	7' - 0"	3' - 0"	0' - 1 3/4"	ETR	PT ETR	90 MIN			21	PAINT EXISTING DOOR AND FRAME
20020	20020	GN TOILET ROOM	H	PTD WD	7' - 0"	3' - 0"	0' - 1 3/4"	1A	PTD HM				01	
20023	20023	GN TOILET ROOM	H	PTD WD	7' - 0"	3' - 0"	0' - 1 3/4"	1A	PTD HM				01	

DOOR SCHEDULE - Phase 2

wtwt					DOOR			FRAME							
DOOR No.	ROOM No.	ROOM NAME	DOOR TYPE	MATE RIAL	HEIGHT	WIDTH	THK	TYPE	MATERIAL	FIRE RATING	CARD READER	POWER OPER.	HDWR SET	REMARKS
20040	20040	CORRIDOR - EAST	J1	PTD HM	8' - 11 1/2"	8' - 0"	0' - 1 3/4"	2D	PTD HM	60 MIN			24	MAGNETIC HOLD-OPENS - COORDINATE WITH FA-SERIES *
20040A	20040	CORRIDOR - EAST			7' - 0"	1' - 8"	0' - 1 3/4"			90 MIN				
20060	20060	ELECTRICAL	H	PTD HM	7' - 0"	3' - 0"	0' - 1 3/4"	1A	PTD HM	45 MIN	Yes		23	
20060A	20060	ELECTRICAL	H	PTD HM	7' - 0"	3' - 0"	0' - 1 3/4"	1A	PTD HM	90 MIN				
20062	20040	CORRIDOR - EAST	J1	PTD HM	7' - 0"	3' - 6"	0' - 1 3/4"	2A	PTD HM		Yes		32	
20063	237B	LECTURE STO.	ETR	PTD WD	7' - 0"	2' - 4"	0' - 1 3/4"	ETR	PTD HM				--	PAINT EXISTING DOOR AND FRAME
X20041	20041	CORRIDOR - NORTH WING	X2	PTD WD	7' - 0"	3' - 0"	0' - 1 3/4"	1A	PTD WD		Yes	Yes	02	
THIRD FLOOR														
202T	304A	AUTOCLAVE SERVICE	BY MFR	BY MFR	7' - 0"	2' - 0"	0' - 1 3/4"	BY MFR	BY MFR				N/A	
302	302	MOLECULAR PLANT-MICROBE INTERACTIONS	C	CLR WD	7' - 0"	3' - 0"	0' - 1 3/4"	2B.1	AL		Yes		44	
302A	302A	MOLECULAR BIO	B	CLR WD	0' - 0"	0' - 0"			1A	PTD HM			31	
302B	302B	CULTURE	B	CLR WD	7' - 0"	3' - 6"	0' - 1 3/4"	1A	PTD HM				31	
302E	302E	DIRTY / REGULATED FLEX	B	CLR WD	7' - 0"	3' - 6"	0' - 1 3/4"	1A	PTD HM				34	
302EA	302EA	DARKROOM	H	CLR WD	7' - 0"	3' - 0"	0' - 1 3/4"	1A	PTD HM				49	
302S	302	MOLECULAR PLANT-MICROBE INTERACTIONS			7' - 0"	1' - 8"	0' - 1 3/4"			90 MIN				
304	304	AUTOCLAVE	C	CLR WD	7' - 0"	3' - 6"	0' - 1 3/4"	2B.1	PTD HM		Yes		29	
304A.2	304A	AUTOCLAVE SERVICE	J1	PTD HM	7' - 0"	5' - 0"	0' - 1 3/4"	2A	PTD HM				50	STC-35
307	307	WRITE-UP SPACE	A	CLR WD	7' - 0"	3' - 0"	0' - 1 3/4"	20	PTD HM		Yes		48	
309	309	CYL. CLO.	J1	PTD HM	7' - 0"	6' - 0"	0' - 1 3/4"	2A	PTD HM		Yes		32	
311	30041	CORRIDOR - NORTH WING	A	CLR WD	7' - 0"	3' - 0"	0' - 1 3/4"	22	PTD HM				48	
313	313	FACULTY OFFICE	A	CLR WD	7' - 0"	3' - 0"	0' - 1 3/4"	1B.3	PTD HM				08	STC-36: laminated glazing 3/16"+.3 PVB+3/16"
315	315	PRINT/ SUPPLY	A	CLR WD	7' - 0"	3' - 0"	0' - 1 3/4"	1B.3	PTD HM				08	STC-36: laminated glazing 3/16"+.3 PVB+3/16"
315S	315	PRINT/ SUPPLY			7' - 0"	1' - 8"	0' - 1 3/4"			90 MIN				
319.1	319	SOIL/PLANT LAB	C	CLR WD	7' - 0"	3' - 0"	0' - 1 3/4"	2B.3	AL		Yes		44	
319.2	319	SOIL/PLANT LAB	B	CLR WD	7' - 0"	3' - 0"	0' - 1 3/4"	27	AL		No	No	35	EXIT ONLY
319.3	SHAFT	SHAFT	H	PTD HM	7' - 0"	2' - 0"	0' - 1 3/4"	1C	PTD HM	90 MIN			38	
319A	319A	CYL. STOR.	H	PTD HM	7' - 0"	3' - 0"	0' - 1 3/4"	1A	PTD HM	45 MIN			05	
319B	319B	FLEXIBLE	B	CLR WD	7' - 0"	3' - 6"	0' - 1 3/4"	1C	PTD HM	45 MIN			31	
319C.1	319C	MICROSCOPY	B	CLR WD	7' - 0"	3' - 6"	0' - 1 3/4"	1C	PTD HM	45 MIN			31	
319C.2	319C	MICROSCOPY	L	CLR WD	7' - 1 171/256"	2' - 11 27/128"	0' - 2 7/8"	1D	AL				25	SLIDING DOOR
319D	319D	EQUIPMENT	B	CLR WD	7' - 0"	3' - 6"	0' - 1 3/4"	1C	PTD HM	45 MIN			31	
319E	319E	SOIL / EQUIPMENT	B	CLR WD	7' - 0"	3' - 6"	0' - 1 3/4"	1C	PTD HM	45 MIN			31	
319F	319F	TISSUE CULTURE	B	CLR WD	7' - 0"	3' - 6"	0' - 1 3/4"	1C	PTD HM	45 MIN			31	
324	324	WRITE-UP SPACE	A	CLR WD	7' - 0"	3' - 0"	0' - 1 3/4"	23	PTD HM		Yes		48	
324A	324	WRITE-UP SPACE	A	CLR WD	7' - 0"	3' - 0"	0' - 1 3/4"	1B.3	PTD HM				48	
325	325	T/D	J1	PTD HM	7' - 0"

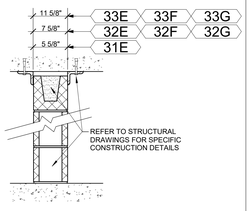

2 HR RATED ASSEMBLY
UL DESIGN NO. U905 OR U906

31E	6" NOMINAL CMU
32E	8" NOMINAL CMU
33E	10" NOMINAL CMU

3 HR RATED ASSEMBLY
UL DESIGN NO. U904

32F	8" NOMINAL CMU
33F	10" NOMINAL CMU

4 HR RATED ASSEMBLY
UL DESIGN NO. U901 OR U904

32G	8" NOMINAL CMU
33G	10" NOMINAL CMU

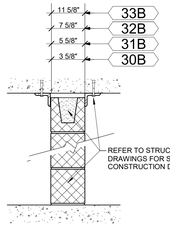

30B	4" NOMINAL SOLID CMU
31B	6" NOMINAL SOLID CMU
32B	8" NOMINAL SOLID CMU
33B	10" NOMINAL SOLID CMU

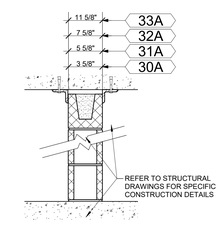

30A	4" NOMINAL HOLLOW CMU
31A	6" NOMINAL HOLLOW CMU
32A	8" NOMINAL HOLLOW CMU
33A	10" NOMINAL HOLLOW CMU

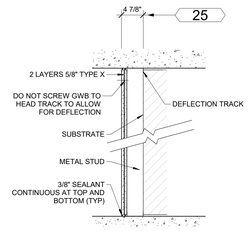

1 HR RATED ASSEMBLY
UL DESIGN NO. V497

27	3 5/8" STUDS W/ 2 LAYER TYPE X

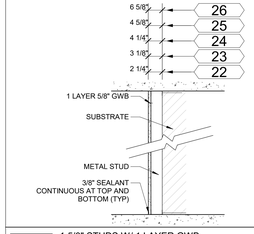

22	1 5/8" STUDS W/ 1 LAYER GWB
23	2 1/2" STUDS W/ 1 LAYER GWB
24	3 5/8" STUDS W/ 1 LAYER GWB
25	4" STUDS W/ 1 LAYER GWB
26	6" STUDS W/ 1 LAYER GWB

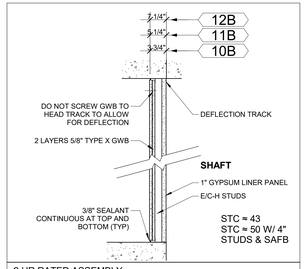

2 HR RATED ASSEMBLY
UL DESIGN NO. U419

10B	2 1/2" STUDS W/ 2 LAYER TYPE X GWB 1 SIDE AND 1 LAYER 1" LINER PANEL 1 SIDE
11B	4" STUDS W/ 2 LAYER TYPE X GWB 1 SIDE AND 1 LAYER 1" LINER PANEL 1 SIDE
12B	6" STUDS W/ 2 LAYER TYPE X GWB 1 SIDE AND 1 LAYER 1" LINER PANEL 1 SIDE

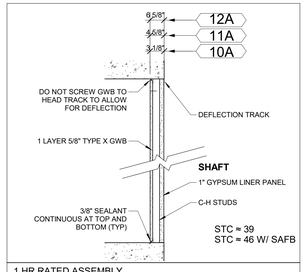

1 HR RATED ASSEMBLY
UL DESIGN NO. U419

10A	2 1/2" STUDS W/ 1 LAYER TYPE X GWB 1 SIDE AND 1 LAYER 1" LINER PANEL 1 SIDE
11A	4" STUDS W/ 1 LAYER TYPE X GWB 1 SIDE AND 1 LAYER 1" LINER PANEL 1 SIDE
12A	6" STUDS W/ 1 LAYER TYPE X GWB 1 SIDE AND 1 LAYER 1" LINER PANEL 1 SIDE

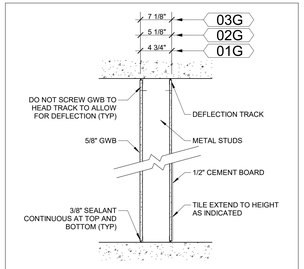

01G	3 5/8" STUDS W/ 1 LAYER GWB 1 SIDE AND 1 LAYER CEMENT BOARD 1 SIDE
02G	4" STUDS W/ 1 LAYER GWB 1 SIDE AND 1 LAYER CEMENT BOARD 1 SIDE
03G	6" STUDS W/ 1 LAYER GWB 1 SIDE AND 1 LAYER CEMENT BOARD 1 SIDE

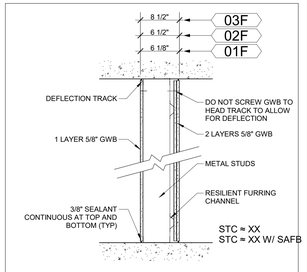

01F	3 5/8" STUDS W/ 1 LAYER GWB ON 1 SIDE AND 2 LAYERS GWB ON RESILIENT CHANNEL 1 SIDE
02F	4" STUDS W/ 1 LAYER GWB ON 1 SIDE AND 2 LAYERS GWB ON RESILIENT CHANNEL 1 SIDE
03F	6" STUDS W/ 1 LAYER GWB ON 1 SIDE AND 2 LAYERS GWB ON RESILIENT CHANNEL 1 SIDE

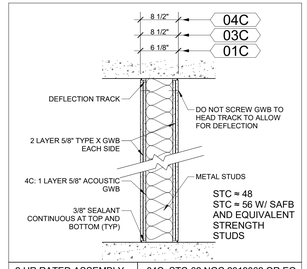

2 HR RATED ASSEMBLY
UL DESIGN NO. U419

04C: STC-62 NGC 2019062 OR EQ.
UL DESIGN NO. U411,V438

01C	3 5/8" STUDS W/ 2 LAYER TYPE X GWB ON EACH SIDE
03C	6" STUDS W/ 2 LAYER TYPE X GWB ON EACH SIDE
04C	6" STUDS W/ 2 LAYER TYPE X GWB ON ONE SIDE 1 LAYER ACOUSTIC, 1 LAYER TYPE X ON OPP. SIDE

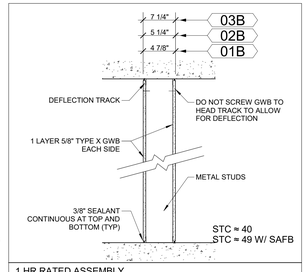

1 HR RATED ASSEMBLY
UL DESIGN NO. U419

01B	3 5/8" STUDS W/ 1 LAYER TYPE X GWB ON EACH SIDE
02B	4" STUDS W/ 1 LAYER TYPE X GWB ON EACH SIDE
03B	6" STUDS W/ 1 LAYER TYPE X GWB ON EACH SIDE

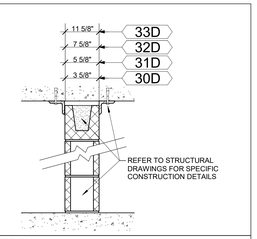

PREFACED CMU

30D	4" NOMINAL SOLID CMU
31D	6" NOMINAL SOLID CMU
32D	8" NOMINAL SOLID CMU
33D	10" NOMINAL SOLID CMU

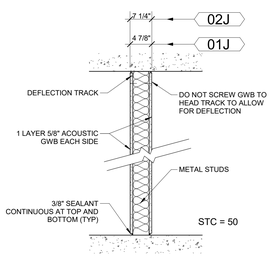

01J	3 5/8" STUDS W/ 1 LAYER TYPE GWB ON EACH SIDE
02J	6" STUDS W/ 1 LAYER TYPE GWB ON EACH SIDE

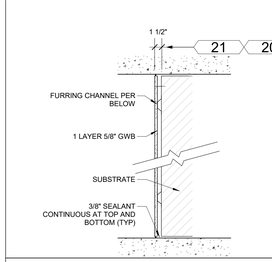

20	METAL FURRING CHANNEL W/ 1 LAYER GWB
21	RESILIENT FURRING CHANNEL W/ 1 LAYER GWB

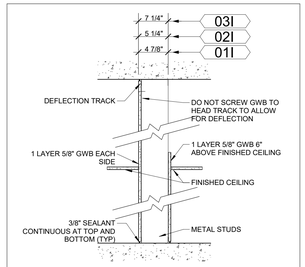

01I	3 5/8" STUDS W/ 1 LAYER GWB 1 SIDE 1 LAYER GWB 1 SIDE TO EXTEND 6" ABOVE CEILING
02I	4" STUDS W/ 1 LAYER GWB 1 SIDE 1 LAYER GWB 1 SIDE TO EXTEND 6" ABOVE CEILING
03I	6" STUDS W/ 1 LAYER GWB 1 SIDE 1 LAYER GWB 1 SIDE TO EXTEND 6" ABOVE CEILING

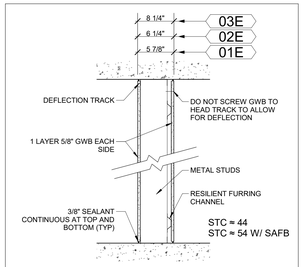

01E	3 5/8" STUDS W/ 1 LAYER GWB ON 1 SIDE AND 1 LAYER GWB ON RESILIENT CHANNEL 1 SIDE
02E	4" STUDS W/ 1 LAYER GWB ON 1 SIDE AND 1 LAYER GWB ON RESILIENT CHANNEL 1 SIDE
03E	6" STUDS W/ 1 LAYER GWB ON 1 SIDE AND 1 LAYER GWB ON RESILIENT CHANNEL 1 SIDE

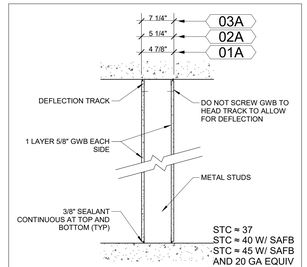

01A	3 5/8" STUDS W/ 1 LAYER TYPE GWB ON EACH SIDE
02A	4" STUDS W/ 1 LAYER TYPE GWB ON EACH SIDE
03A	6" STUDS W/ 1 LAYER TYPE GWB ON EACH SIDE

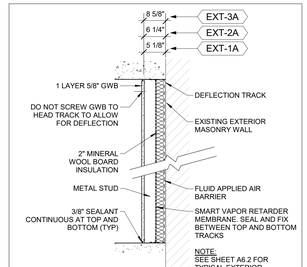

EXT-1A	2 1/2" STUDS W/ 1 LAYER GWB, 2" MINERAL WOOL BOARD AND FLUID APPLIED AIR BARRIER
EXT-2A	3 5/8" STUDS W/ 1 LAYER GWB, 2" MINERAL WOOL BOARD AND FLUID APPLIED AIR BARRIER
EXT-3A	6" STUDS W/ 1 LAYER GWB, 2" MINERAL WOOL BOARD AND FLUID APPLIED AIR BARRIER

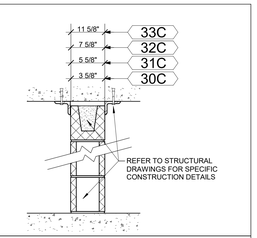

SPECIALITY FINISH CMU

30C	4" NOMINAL CMU
31C	6" NOMINAL CMU
32C	8" NOMINAL CMU
33C	10" NOMINAL CMU

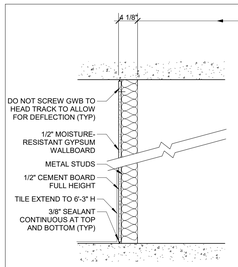

29H.3	3 5/8" STUDS W/1 LAYER CEMENT BOARD BELOW 6'-3" + MRGWB ABOVE 6'-3"

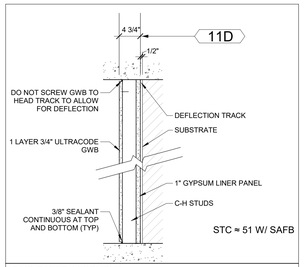

2 HR RATED ASSEMBLY
UL DESIGN NO. U415

11D	4" STUDS W/ 1 LAYER TYPE 3/4" GWB 1 SIDE AND 1 LAYER 1" LINER PANEL 1 SIDE

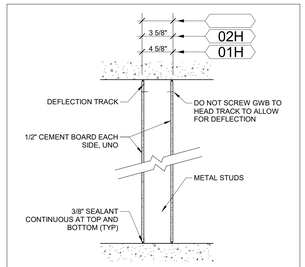

01H	3 5/8" STUDS W/ 1 LAYER OF CEMENT BOARD ON EACH SIDE
02H.3	2 1/2" STUDS W/ 1 LAYER OF CEMENT BOARD ON ONE SIDE, 1 LAYER OF 5/8" M-R BOARD OPP. SIDE

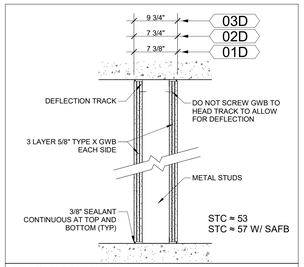

3 HR RATED ASSEMBLY
UL DESIGN NO. U419

01D	3 5/8" STUDS W/ 3 LAYER TYPE X GWB ON EACH SIDE
02D	4" STUDS W/ 3 LAYER TYPE X GWB ON EACH SIDE
03D	6" STUDS W/ 3 LAYER TYPE X GWB ON EACH SIDE

1. ALL METAL STUDS AND GWB TO RUN TO UNDERSIDE OF DECK ABOVE.

PARTITION NOTES

WALL TYPE SUFFIX DESIGNATIONS: .0 STANDARD

.1 ABUSE RESISTANT GWB ON ONE SIDE

.2 ABUSE RESISTANT GWB ON EACH SIDE

.3 MOISTURE / MOLD RESISTANT GWB ON ONE SIDE

.4 MOISTURE / MOLD RESISTANT ON EACH SIDE

.5 VENEER PLASTER OVER GYPSUM BASE ON ONE SIDE

.6 VENEER PLASTER OVER GYPSUM BASE ON EACH SIDE

'S' PROVIDE 3" SOUND ATTENUATION FIRE BLANKET (SAFB) INSULATION (INSULATION THICKNESS TYP U.N.O. IN REFERENCED ASSEMBLY), 20 GA. EQUIVALENT STRENGTH STUDS, ACOUSTIC SEALANT.

EXAMPLE

03C.5S

"03C" INDICATES 2-HOUR RATED PARTITION WITH 6" STUDS AND 2 LAYERS OF TYPE X GWB ON EACH SIDE. ".5" INDICATES VENEER PLASTER OVER GYPSUM BASE ON ONE SIDE, "S" INDICATES SOUND ATTENUATION FIRE BLANKET INSULATION WITHIN STUD CAVITY, USE OF 20GA. EQUIVALENT STRENGTH STUDS AND ACOUSTIC SEALANT.

WALL TYPE SUFFIX DESIGNATIONS

RENOVATE PLANT SCIENCE BUILDING - PHASE 2
SUCF Project No. 161026-00

236 Tower Road
Ithaca, NY 14853

Cornell CALS College of Agriculture and Life Sciences
SUNY State University Construction Fund

Ellenzweig Architecture | Planning	230 Congress Street Boston, MA 02110 T 617 491-5575
Ryan Biggs Clark Davis Structural Engineers	257 Ushers Road Clifton Park, NY 12065 T 518 406-5506
Salas O'Brien Consulting & Engineering Group of NY, Inc. Mechanical Engineers	300 Trolley Blvd. Rochester, NY 14606 T 585 288-5590
Jade Stone Engineering Electrical Engineers	444 Vanduzee St. Watertown, NY 13601 T 315 836 4062
Watson Engineering Plumbing	4500 State Route 434 Apalachin, NY 13732 T 607 223-4334
DM Engineers Fire Protection Engineers	1007 Yonkers Ave Yonkers, NY 10704 T 929 333-2339
Bell & Spina Building Envelope	215 Wyoming Street S Syracuse, NY 13204 T 315 488-0377
Environ. Design & Research Historic Preservation, Landscape, Civil Engineering	217 Montgomery St, Suite 1000 Syracuse, NY 13202 T 315 471-0688
Schuler Shook Lighting Design	240 W 40th Street, 2nd Floor New York, NY 10018 T 212 439-5650
D2D Green Design Sustainability PH2	10 Hallenbeck Hill East Greenbush, NY 12061 T 518 729-2967
Shen Milsom & Wilke Acoustics, IT, AV, Security	417 Fifth Avenue New York, NY 10016 T 212 725-6800
Watts Architects & Engineers Asbestos, Haz Mat	95 Perry Street, Suite 300 Buffalo, NY 14203 T 716 206-5122
Hastings Consulting Building Code	142 Hanlon Rd Holliston, MA 01746 T 508 397-8417
Ellana Cost Consulting	32 Broadway, Suite 801 New York, NY 10004 T 212971-0936

Notes:

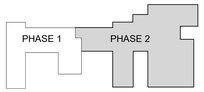

Keyplan

Job Number	31909.00
Drawing By	Author
Checked By	Checker
Filename	
Date	August 31, 2026

Revisions

PARTITION TYPES - PHASE 2

REGISTERED ARCHITECT VINCENT ROSSI 022901-1 STATE OF NEW YORK

BID DOCUMENTS
Scale: 1" = 1'-0"

A9.12

2024 Ellenzweig ©

10/14/2026 6:08:53 AM
Autodesk Docs://31909 SUCF Cornell Plant Science/31909_Cornell PSB_Arch_R23.rvt

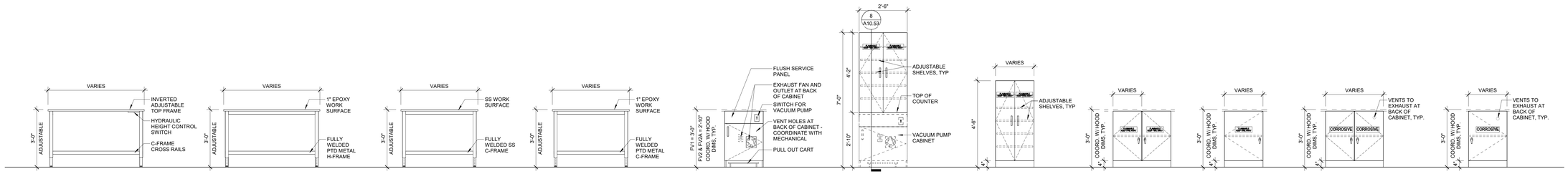

T4 ELECTRIC ADJ. TABLE
30" DEPTH. UNDER FUME HOOD.

T4A ELECTRIC ADJ. TABLE
30" DEPTH. UNDER BSC.

T3 TABLE - H-FRAME
24" DEPTH

T2 TABLE - SS
24" DEPTH

T1 TABLE - C-FRAME
30" DEPTH

T1A TABLE - C-FRAME
36" DEPTH

T1B TABLE - C-FRAME
24" DEPTH

FV1 VACUUM PUMP
METAL WITH METAL FRONTS, SOUND PROOF

FV1A VACUUM PUMP
METAL WITH METAL FRONTS, SOUND PROOF -ADA

FS4 FLAM. STOR. OVER VAC.
FLAM STOR OVER VACUUM PUMP CABINET: 2 DOORS, LOCKING, SELF-CLOSING

FS4A FLAM. STOR. OVER VAC.
FLAM STOR OVER VACUUM PUMP CABINET: 2 DOORS, LOCKING, SELF-CLOSING - ADA

FS3 TALL FLAM. STOR.
2 DOORS, LOCKING, SELF-CLOSING, 1'-10" D

FS3A TALL FLAM. STOR.
2 DOORS, LOCKING, SELF-CLOSING, 2'-6" D

FS3B TALL FLAM. STOR.
DUAL VENTS, 2 DOORS, LOCKING, SELF-CLOSING, 2'-10" D

FS2 FLAM. STOR.
2 DOORS, LOCKING, SELF-CLOSING

FS2A FLAM. STOR.
2 DOORS, LOCKING, UNDER COUNTER SELF-CLOSING - ADA

FS2B FLAM. STOR.
2 DOORS, VENTED, LOCKING, UNDER COUNTER
1'-10" D, VIF

FS1 FLAM. STOR.
1 DOOR, LOCKING, SELF-CLOSING, 1'-10" D, VIF

FS1A FLAM. STOR.
1 DOOR, LOCKING, SELF-CLOSING - ADA

FA2 CORROSIVE STOR.
2 DOORS, VENTED, LOCKING, AT FUME HOOD

FA2A CORROSIVE STOR.
2 DOORS, VENTED, LOCKING, UNDER COUNTER - ADA

FA2B CORROSIVE STOR.
2 DOORS, VENTED, LOCKING, UNDER COUNTER
1'-10" D, VIF

FA1 CORROSIVE STOR.
1 DOOR, VENTED, LOCKING
1'-10" D, VIF

FA1A CORROSIVE STOR.
1 DOOR, VENTED, LOCKING - ADA

FA1B CORROSIVE STOR.
1 DOOR, VENTED, LOCKING
1'-5" D, VIF

T6 TABLE - C-FRAME - CASTERS
30" DEPTH

T5 TABLE - DRY TEACHING
24" DEPTH

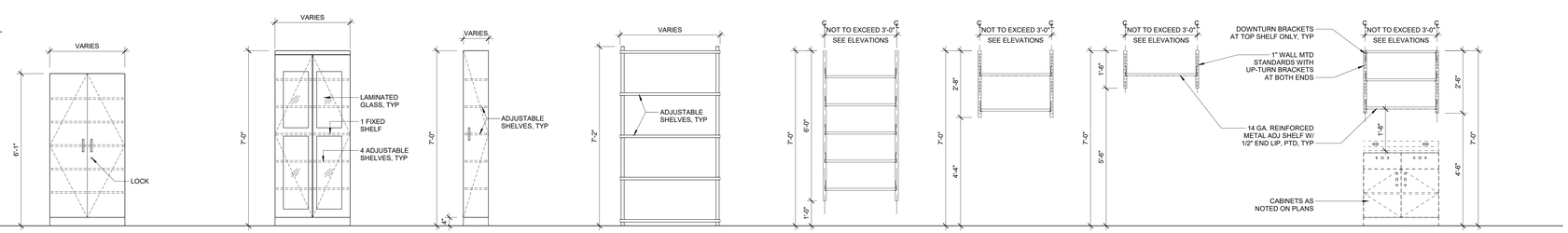

TC3 TALL STOR
24" DEEP, STAINLESS STEEL CONSTRUCTION, WITH LOCK

TC2 TALL STOR
15" DEEP

TC2A TALL STOR
24" DEEP

TC2B TALL STOR
15" DEEP, MOBILE

TC1 TALL STOR
32-5/8" DEEP

TC1A TALL STOR
29" DEEP

SH5 FOUR-POST SHELVING
METRO SHELVING, 24" DEEP, 5 ADJUSTABLE SHELVES

SH4 WALL MTD SHELVING
5 ADJUSTABLE SHELVES, 18" DEEP

SH3 WALL MTD SHELVING
2 ADJUSTABLE SHELVES, 12" DEEP

SH2 WALL MTD SHELVING
1 ADJUSTABLE SHELF, 12" DEEP

SH1 WALL MTD SHELVING
3 ADJUSTABLE SHELVES
SHELF DEPTH VARIES (18", 14", 12")

ADJUSTABLE SHELVING - REFER TO ENLARGED DETAIL FOR INFORMATION AND REFER TO PLANS AND ELEVATIONS FOR LOCATION, QUANTITY, AND TYPE

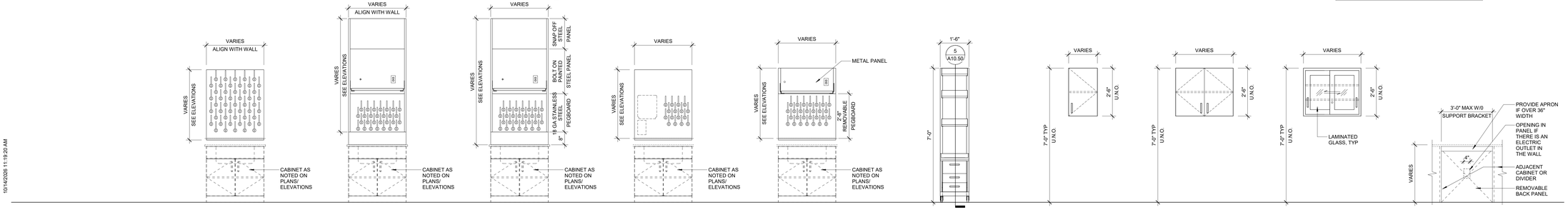

PB5 PEG BOARD
WALL MOUNTED

PB4 PEG BOARD
WALL MOUNTED

PB3 PEG BOARD
PANEL MOUNTED

PB2 PEG BOARD
WALL MOUNTED

PB1 PEG BOARD
WALL MOUNTED

MC1 MOBILE CART
TISSUE CULTURE

CW3 WALL CABINET
CW3A WALL CABINET
36" TALL

CW2 WALL CABINET
CW2A WALL CABINET
36" TALL

CW1 WALL CABINET
SLIDING DOORS

KS KNEE SPACE

KS1 KNEE SPACE
2" APRON AT PENINSULA BENCHES

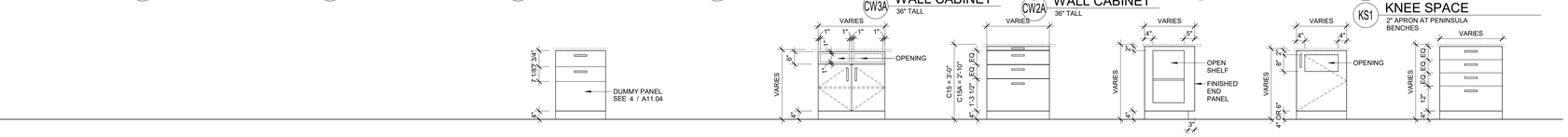

C17 2 DRAWER W/ DUMMY PANEL
SPECIAL CASEWORK ON TOP OF ELEV OVERIDE

C16 2 DOORS & RECEPTACLES

C15 3 DRAWERS
WITH PULL BOARD

C15A 3 DRAWERS
WITH PULL BOARD -ADA

C14 CORNER CAB

C13 RECYCLING
OPENING AT DOOR

C13A RECYCLING
OPENING AT DOOR
6" KICK

C12 4 DRAWERS
12" H BOTTOM DRAWER

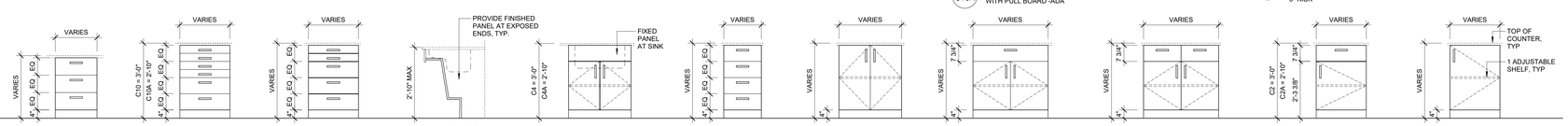

C11 3 DRAWERS

C10 6 DRAWERS

C10A 6 DRAWERS
-ADA

C9 5 DRAWERS

C8 SINK BASE
ACCESSIBLE, MTL.

C8A SINK BASE
ACCESSIBLE, SS.

C8B SINK BASE
ACCESSIBLE, WOOD

C7 SINK BASE

C7A SINK BASE
-ADA

C6 4 DRAWERS

C6A 4 DRAWERS
-ADA

C5 2 DOORS

C5A 2 DOORS
-ADA

C4 2 DOORS & 1 DWR

C4A 2 DOORS & 1 DWR
6" KICK

C3 2 DOORS & 2 DWRS

C2 1 DOOR & DWR

C2A 1 DOOR & DWR
-ADA

C1 1 DOOR

RENOVATE PLANT SCIENCE BUILDING - PHASE 2

SUCF Project No. 161026-00

236 Tower Road
Ithaca, NY 14853

Cornell CALS College of Agriculture and Life Sciences

SUNY State University Construction Fund

Ellenzweig Architecture | Planning	230 Congress Street Boston, MA 02110 T 617 491-5575
Ryan Biggs Clark Davis Structural Engineers	257 Ushers Road Clifton Park, NY 12065 T 518 406-5506
Salas O'Brien Consulting & Engineering Group of NY, Inc. Mechanical Engineers	300 Trolley Blvd. Rochester, NY 14606 T 585 288-5590
Jade Stone Engineering Electrical Engineers	444 Vanduzee St. Watertown, NY 13601 T 315 836 4062
Watson Engineering Plumbing	4500 State Route 434 Apalachin, NY 13732 T 607 223-4334
DM Engineers Fire Protection Engineers	1007 Yonkers Ave Yonkers, NY 10704 T 929 333-2339
Bell & Spina Building Envelope	215 Wyoming Street S Syracuse, NY 13204 T 315 488-0377
Environ. Design & Research Historic Preservation, Landscape, Civil Engineering	217 Montgomery St, Suite 1000 Syracuse, NY 13202 T 315 471-0688
Schuler Shook Lighting Design	240 W 40th Street, 2nd Floor New York, NY 10018 T 212 439-5650
D2D Green Design Sustainability PH2	10 Hallenbeck Hill East Greenbush, NY 12061 T 518 729-2967
Shen Milsom & Wilke Acoustics, IT, AV, Security	417 Fifth Avenue New York, NY 10016 T 212 725-6800
Watts Architects & Engineers Asbestos, Haz Mat	95 Perry Street, Suite 300 Buffalo, NY 14203 T 716 206-5122
Hastings Consulting Building Code	142 Hanlon Rd Holliston, MA 01746 T 508 397-8417
Ellana Cost Consulting	32 Broadway, Suite 801 New York, NY 10004 T 212971-0936

Notes:

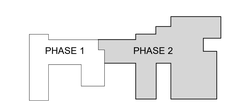

Keyplan

Job Number	31909.00
Drawing By	EC
Checked By	SMe
Filename	
Date	August 31, 2026

Revisions

CASEWORK TYPES - PHASE 2

BID DOCUMENTS
Scale: 1/2" = 1'-0"

REGISTERED ARCHITECT STEVEN M. BIGGS 022991-1 STATE OF NEW YORK

A10.00

2024 Ellenzweig ©

10/14/2026 11:19:20 AM

Autodesk Docs://31909 SUCF Cornell Plant Science/31909_Cornell PS8_Arch_R23.rvt

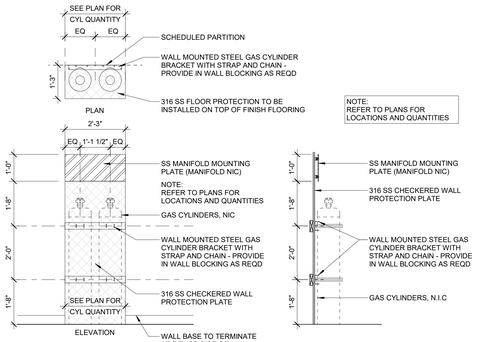

CS1 CYLINDER STORAGE
BRACKET

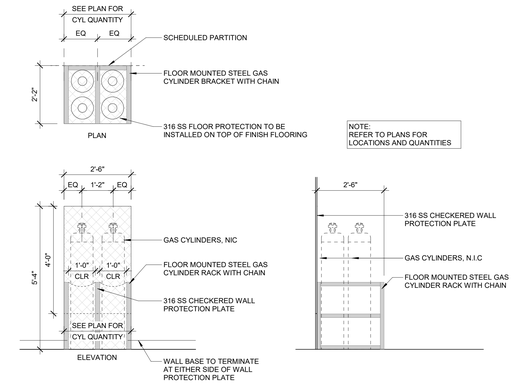

CS2 CYLINDER STORAGE
BRACKET

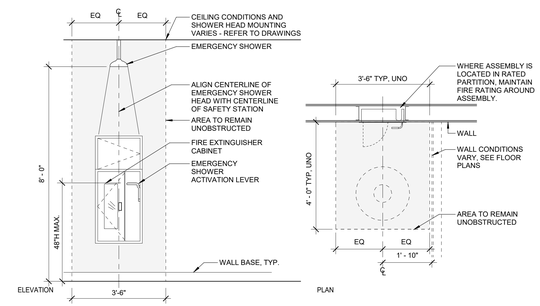

SC1 EMERGENCY SAFETY CENTER
SS EMERGENCY SHOWER W/ INTEGRAL FEC

NOTE: REFER TO LABORATORY FIXTURE SCHEDULE FOR VARIATIONS

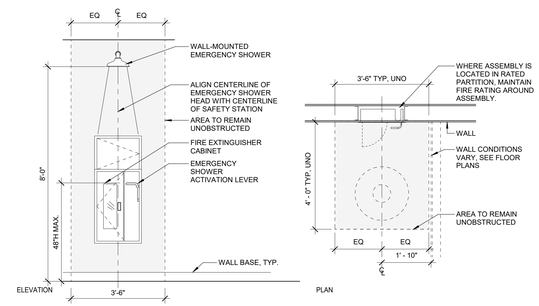

SC2 EMERGENCY SAFETY CENTER
SS EMERGENCY SHOWER W/ INTEGRAL FEC

NOTE: REFER TO LABORATORY FIXTURE SCHEDULE FOR VARIATIONS

3 LABORATORY ELEMENTS - PHASE 2
1/2" = 1'-0"

LABORATORY GENERAL NOTES

1. REFER TO ENLARGED PLANS AND LAB ELEVATIONS FOR REQUIRED LENGTH OF CABINETS
2. UNLESS OTHERWISE NOTED, COUNTERTOPS ARE TO BE EPOXY RESIN WITH 4" HIGH, 1" THICK EPOXY BACKSPLASH WITH CHAMFER ON EXPOSED EDGES. PROVIDE SIDESPLASHES WHERE SIDE OF BENCH IS LOCATED ALONG A WALL; CUT AND SEAL SIDESPLASHES AROUND WINDOW STOOL CAPS.
3. USE FILLER PANELS AT ENDS OF FIXED CABINET RUNS TO COMPLETE CABINET SEQUENCE. FILLER PANELS SHOULD BE EQUAL WIDTH AT EACH END OF CABINET RUN.
4. SEE LABORATORY DESIGNATIONS FOR ABBREVIATION LEGEND AND DESIGNATION EXAMPLE.
5. BENCH HEIGHTS AND LEVELING: ALLOW FOR ACCOMMODATION OF 34" HIGH REFRIGERATOR AT KNEE SPACES BELOW THE BENCH. MANUFACTURES MAY LEVEL WALL BENCHES TO A MAXIMUM OF 37" AFF. OTHER BENCHES, INCLUDING WALL AND FIXED BENCHES WITHIN THE SAME ROOM, ARE TO BE LEVELED TO APPROXIMATELY THE SAME HEIGHT TO VISUALLY AND FUNCTIONALLY MATCH WORKING HEIGHT LAB ELEMENTS UNLESS OTHERWISE NOTED. TRIM 6" WALL BASE AS REQUIRED.
6. ACCESSIBLE BENCH HEIGHTS: WHERE INDICATED, PROVIDE TOPS OF BENCHES AT A MAXIMUM OF 34" (INSTALLED CONDITION) WITH A MINIMUM 27" HIGH AND 36" WIDE CLEAR BELOW THE BENCHTOP.
7. A-10 SERIES PLANS OF LABORATORY AND SUPPORT SPACES INDICATE SERVICE TYPES AND APPROPRIATE LOCATIONS. THESE PLANS ARE THE PRIMARY DOCUMENT REFLECTING THE OWNER'S INTENT. IF A DISCREPANCY BETWEEN THE PLAN AND PLUMBING, ELECTRICAL, OR HVAC DRAWINGS EXISTS, NOTIFY THE ARCHITECT FOR CLARIFICATION.
8. REFER TO LABORATORY MOUNTING GUIDELINES FOR TYPICAL LOCATION OF DEVICES, U.N.O.
9. SHOULD THE DRAWINGS OR SPECIFICATIONS DISAGREE WITHIN THEMSELVES OR EACH OTHER, CONTRACTOR SHALL PROVIDE THE BETTER QUALITY OR GREATER QUANTITY UNLESS OTHERWISE DIRECTED IN WRITING.
10. PROVIDE RIFT-CUT WHITE OAK FRONTS AT CASEWORK FOR THE WET TEACHING LAB AND ADJACENT PREP SPACE ON 2ND FLOOR AND DRY TEACHING LAB ON 1ST FLOOR.
11. THE RESEARCH LAB CASEWORK WILL INCLUDE PAINTED METAL FRONTS, TYP, AND STAINLESS STEEL FRONTS AS NOTED.
12. ALL DIMENSIONS FOR CASEWORK, SHELVING, ETC. TO BE VERIFIED IN FIELD
13. PROVIDE BLOCKING AT ALL WALL MOUNTED SHELVING, CABINETS, AND WALL RAIL SYSTEMS AND FOR OWNER FURNISHED EQUIPMENT AND DEVICES WHERE NOTED ON DRAWINGS.
14. ALL EXPOSED METAL STANDARDS, BRACKETS, FRAMES, PERFORATED PANELS, AND SOLID PANELS SHALL HAVE A 2-COAT EPOXY POWDER COAT PAINT SYSTEM AS SPECIFIED UNLESS OTHERWISE NOTED. ALL CASEWORK END CAPS AND PLUGS SHALL BE PAINTED TO MATCH CASEWORK.
15. PROVIDE CONTINUOUS SEALANT AT ALL CASEWORK/WALL AND BACKSPLASH/SIDESPLASH/WALL JOINTS.
16. USE FILLER PANEL (FP), W/ TOE KICK AT ENDS OF ALL CABINET RUNS TO COMPLETE SEQUENCE. IN WALL TO WALL CABINET RUNS PROVIDE EQUAL FILLER PANELS AT EACH END OF CABINET RUN, MIN 2" WIDE. TO MATCH ADJACENT CASEWORK CONSTRUCTION AND FINISH.
17. PROVIDE CORNER GUARDS AS NOTED ON ALL EXPOSED CORNERS IN LABORATORIES. SEE SPECIFICATIONS, DETAILS AND PLANS.
18. LAB CASEWORK MANUFACTURER TO CONFIRM MEMBER SIZES OF STANDARD ASSEMBLIES AND RECOMMEND HEAVY DUTY MEMBERS WHERE REQUIRED
19. ALL CASEWORK SHOWN HERE SPECIFIED IN SECTION 123553 LAB CASEWORK UNLESS OTHERWISE NOTED

LABORATORY SYMBOLS

EQ-X	EQUIPMENT (CFCI)
	EXHAUST
SB	STANDBY POWER
208	VOLTAGE, e.g. 208 VOLT SB INDICATES STANDBY EMERGENCY POWER
D2	DOUBLE DATA PORT, CABLE TV PORT, AND VOICE OUTLET
D3	TRIPLE DATA PORT, CABLE TV PORT, AND VOICE OUTLET
D2	DOUBLE DATA IN RACEWAY
JB	JUNCTION BOX
	POWER DISCONNECT
A	COMPRESSED AIR
CW	COLD WATER
CS	CUP SINK
DI	DE-IONIZED WATER
S	STEAM
FD	FLOOR DRAIN
FS	FLOOR SINK
EW	EYEWASH
ES	EMERGENCY SHOWER
EQ	SPECIALTY GAS (BY OWNER)
V	VACUUM
HW	HOT WATER
	CONTINUOUS RACEWAY
WP	WALL PHONE
T	THERMOSTAT
AA	OWNER ALARM NOTIFICATION CONNECTION
RO	REVERSE OSMOSIS WATER
PR	PRE-RINSE FIXTURE
G	NATURAL GAS

LABORATORY DESIGNATIONS

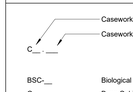

BSC-__	Biological Safety Cabinet - see Specifications
C__	Base Cabinet type - see A10.00
CW__	Wall Cabinet type - see A10.00
CS__	Cylinder Storage type - see A10.01
EQ-__	Equipment type - see Specifications
FA __	Acid Storage type - see A10.00
FH-__	Fume hood type - see Specifications
FS__	Flammable Storage type - see A10.00
FV__	Vacuum Pump Storage type - see A10.00
GR	Grommet
GSO	Gas Shut-off Box
HSO	HVAC Shut-off Box
KS__	Knee space type - see A10.00
LS__	Lab Sink type - see Specifications
MB__	Markerboard type - see Specifications
MC__	Mobile Cart type - see A10.00
PB__	Peg Board type - see A10.00
PNL	Panel for countertop support
SC__	Safety Center type - see A10.01
SH__	Shelving type - see A10.00
SK__	Sink type - see A10.01
T__	Table type - see A10.00
TC__	Tall Storage type - see A10.00

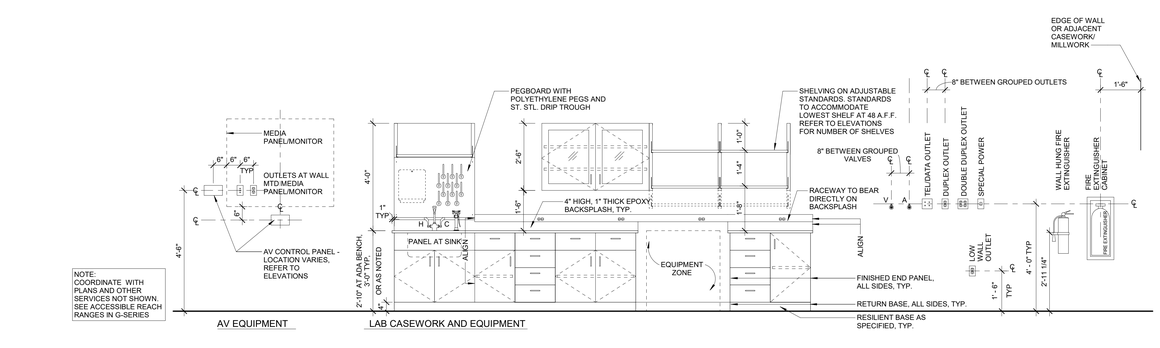

2 LABORATORY MOUNTING GUIDELINES - PHASE 2
1/2" = 1'-0"

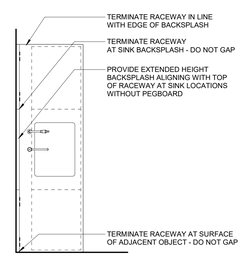

NOTES:
1. RACEWAY SHALL BE CONTINUOUS AS GRAPHICALLY INDICATED ON ENLARGED PLANS FOR UNIFORM APPEARANCE

2. SEE LABORATORY ELEVATIONS FOR DIMENSIONED EXCEPTIONS TO ABOVE NOTES

1 LABORATORY PLUGMOLD GUIDELINES - PH 2
1/2" = 1'-0"

RENOVATE PLANT SCIENCE BUILDING - PHASE 2
SUCF Project No. 161026-00

236 Tower Road
Ithaca, NY 14853

Cornell CALS College of Agriculture and Life Sciences
SUNY State University Construction Fund

Ellenzweig Architecture | Planning	230 Congress Street Boston, MA 02110 T 617 491-5575
Ryan Biggs Clark Davis Structural Engineers	257 Ushers Road Clifton Park, NY 12065 T 518 406-5506
Salas O'Brien Consulting & Engineering Group of NY, Inc. Mechanical Engineers	300 Trolley Blvd. Rochester, NY 14606 T 585 288-5590
Jade Stone Engineering Electrical Engineers	444 Vanduzee St. Watertown, NY 13601 T 315 836 4062
Watson Engineering Plumbing	4500 State Route 434 Apalachin, NY 13732 T 607 223-4334
DM Engineers Fire Protection Engineers	1007 Yonkers Ave Yonkers, NY 10704 T 929 333-2339
Bell & Spina Building Envelope	215 Wyoming Street S Syracuse, NY 13204 T 315 488-0377
Environ. Design & Research Historic Preservation, Landscape, Civil Engineering	217 Montgomery St, Suite 1000 Syracuse, NY 13202 T 315 471-0688
Schuler Shook Lighting Design	240 W 40th Street, 2nd Floor New York, NY 10018 T 212 439-5650
D2D Green Design Sustainability PH2	10 Hallenbeck Hill East Greenbush, NY 12061 T 518 729-2967
Shen Milsom & Wilke Acoustics, IT, AV, Security	417 Fifth Avenue New York, NY 10016 T 212 725-6800
Watts Architects & Engineers Asbestos, Haz Mat	95 Perry Street, Suite 300 Buffalo, NY 14203 T 716 206-5122
Hastings Consulting Building Code	142 Hanlon Rd Holliston, MA 01746 T 508 397-8417
Ellana Cost Consulting	32 Broadway, Suite 801 New York, NY 10004 T 212971-0936

Notes:

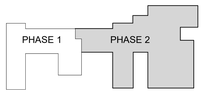

Keyplan

Job Number	31909.00
Drawing By	EC
Checked By	SMe
Filename	
Date	August 31, 2026

Revisions

CASEWORK AND LABORATORY NOTES - PHASE 2

REGISTERED ARCHITECT JAMES VINCENT MORAN 022901-1 STATE OF NEW YORK

BID DOCUMENTS
Scale: As indicated

A10.01

2024 Ellenzweig ©

Autodesk Docs://31909 SUCF Cornell Plant Sciences/31909_Cornell PSB_Arch_R23.rvt
10/14/2026 11:19:27 AM

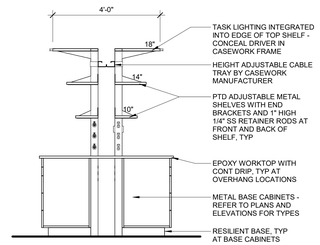

9 RESEARCH BENCH - TYPICAL SECTION
1/2" = 1'-0"

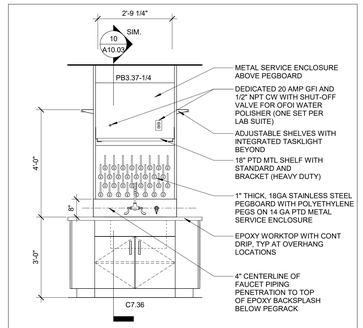

8 RESEARCH BENCH B - END ELEVATION
1/2" = 1'-0"

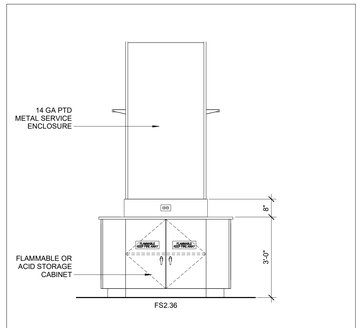

4 RESEARCH BENCH A - END ELEVATION
1/2" = 1'-0"

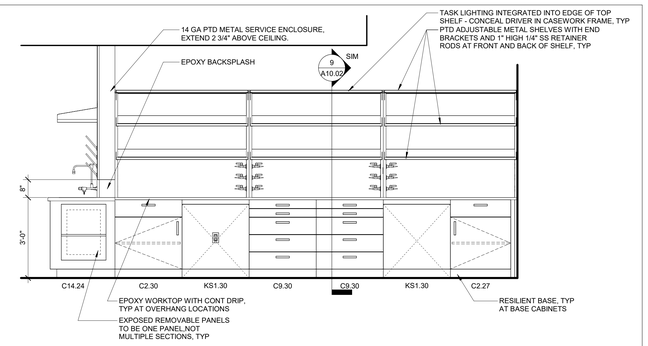

7 RESEARCH BENCH B - SIDE ELEVATION
1/2" = 1'-0"

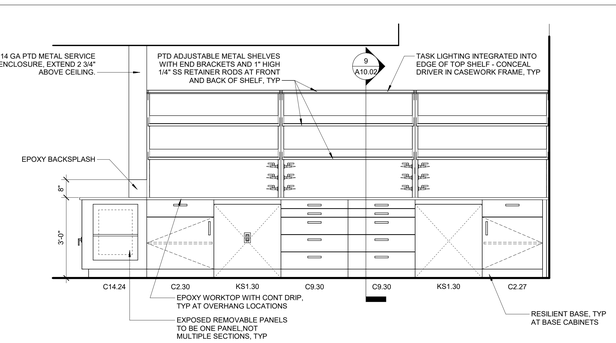

3 RESEARCH BENCH A - SIDE ELEVATION
1/2" = 1'-0"

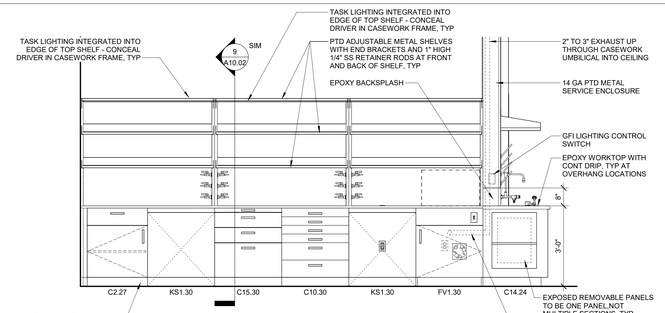

11 RESEARCH BENCH B1 - SIDE ELEVATION
1/2" = 1'-0"

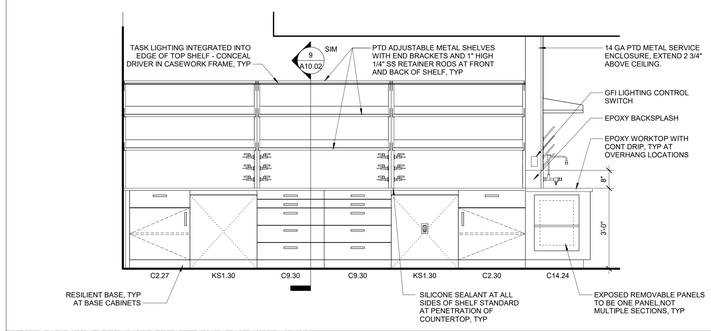

6 RESEARCH BENCH B - SIDE ELEVATION
1/2" = 1'-0"

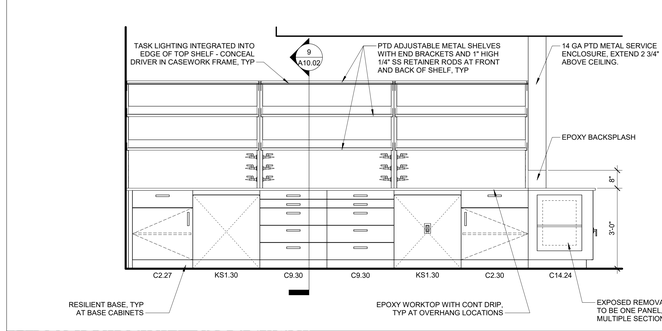

2 RESEARCH BENCH A - SIDE ELEVATION
1/2" = 1'-0"

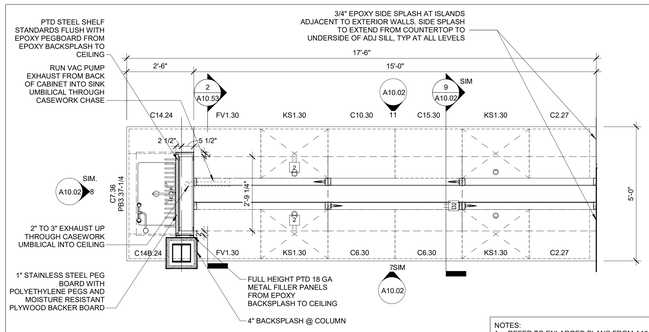

NOTES:
1. REFER TO ENLARGED PLANS FROM A10.10 TO A10.13 FOR LAB SERVICES

10 RESEARCH BENCH B1 - PLAN DETAIL
1/2" = 1'-0"

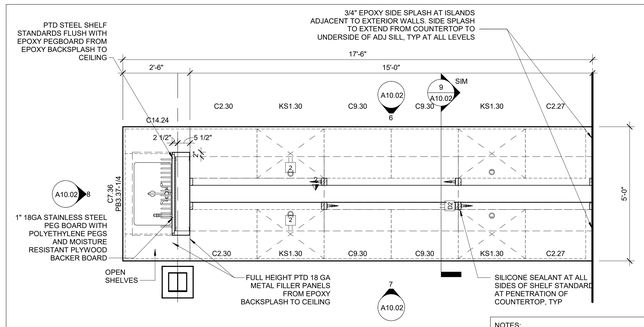

NOTES:
1. REFER TO ENLARGED PLANS FROM A10.10 TO A10.13 FOR LAB SERVICES

5 RESEARCH BENCH B - PLAN DETAIL
1/2" = 1'-0"

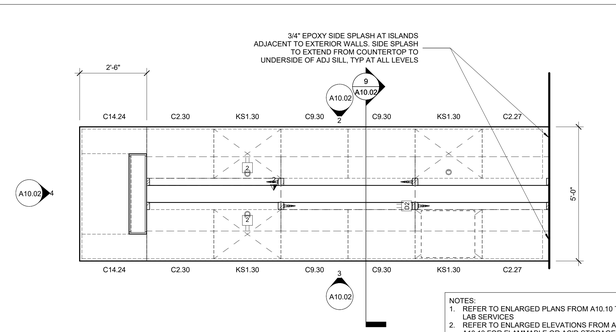

NOTES:
1. REFER TO ENLARGED PLANS FROM A10.10 TO A10.13 FOR LAB SERVICES
2. REFER TO ENLARGED ELEVATIONS FROM A10.10 TO A10.13 FOR FLAMMABLE OR ACID STORAGE CABINET AT END OF BENCH

1 RESEARCH BENCH A - PLAN DETAIL
1/2" = 1'-0"

RENOVATE PLANT SCIENCE BUILDING - PHASE 2
SUCF Project No. 161026-00

236 Tower Road
Ithaca, NY 14853

Cornell CALS College of Agriculture and Life Sciences

SUNY State University Construction Fund

Ellenzweig Architecture | Planning	230 Congress Street Boston, MA 02110 T 617 491-5575
Ryan Biggs Clark Davis Structural Engineers	257 Ushers Road Clifton Park, NY 12065 T 518 406-5506
Salas O'Brien Consulting & Engineering Group of NY, Inc. Mechanical Engineers	300 Trolley Blvd. Rochester, NY 14606 T 585 288-5590
Jade Stone Engineering Electrical Engineers	444 Vanduzee St. Watertown, NY 13601 T 315 836 4062
Watson Engineering Plumbing	4500 State Route 434 Apalachin, NY 13732 T 607 223-4334
DM Engineers Fire Protection Engineers	1007 Yonkers Ave Yonkers, NY 10704 T 929 333-2339
Bell & Spina Building Envelope	215 Wyoming Street S Syracuse, NY 13204 T 315 488-0377
Environ. Design & Research Historic Preservation, Landscape, Civil Engineering	217 Montgomery St, Suite 1000 Syracuse, NY 13202 T 315 471-0688
Schuler Shook Lighting Design	240 W 40th Street, 2nd Floor New York, NY 10018 T 212 439-5650
D2D Green Design Sustainability PH2	10 Hallenbeck Hill East Greenbush, NY 12061 T 518 729-2967
Shen Milsom & Wilke Acoustics, IT, AV, Security	417 Fifth Avenue New York, NY 10016 T 212 725-6800
Watts Architects & Engineers Asbestos, Haz Mat	95 Perry Street, Suite 300 Buffalo, NY 14203 T 716 206-5122
Hastings Consulting Building Code	142 Hanlon Rd Holliston, MA 01746 T 508 397-8417
Ellana Cost Consulting	32 Broadway, Suite 801 New York, NY 10004 T 212971-0936

Notes:

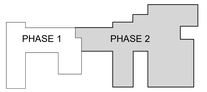

Keyplan

Job Number	31909.00
Drawing By	EC
Checked By	SMe
Filename	
Date	August 31, 2026

Revisions

TYPICAL CASEWORK DETAILS - PHASE 2

BID DOCUMENTS
Scale: 1/2" = 1'-0"

REGISTERED ARCHITECT VINCENT J. ELLENZWEIG 022801 STATE OF NEW YORK

A10.02

2024 Ellenzweig ©

10/14/2026 11:19:50 AM
Autodesk Docs://31909 SUCF Cornell Plant Sciences/31909_Cornell PSB_Arch_R23.rvt

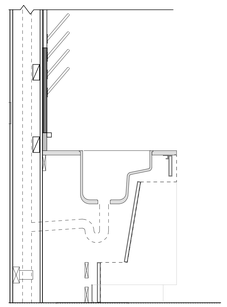

SECTION

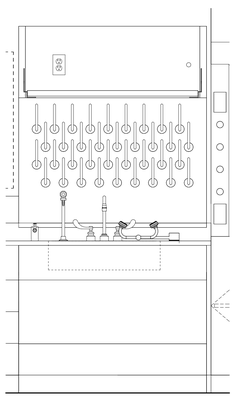

ELEVATION

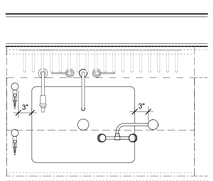

PLAN

11 TYP. SINK AT DEDICATED SUPPORT LAB
1" = 1'-0"

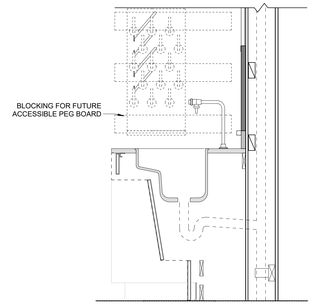

9 TYP. SINK WITH FUTURE ACCESSIBLE PEG BOARD
1" = 1'-0"

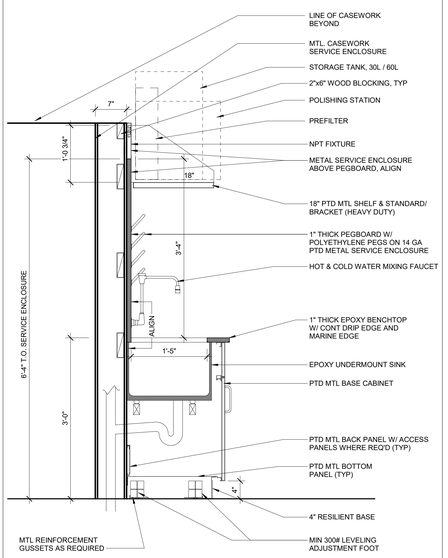

10 SECTION AT SINK WITH PURE WATER SYSTEM, TYP
1" = 1'-0"

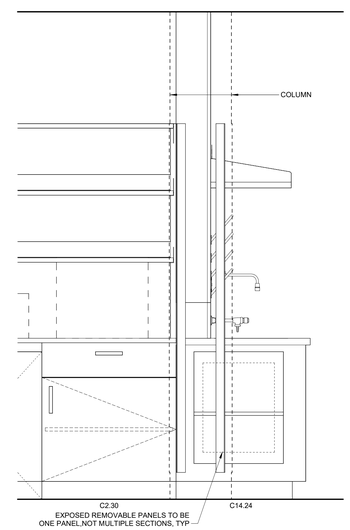

6 TYPICAL C2A.XX CABINET AT COLUMN 'N'
1" = 1'-0"

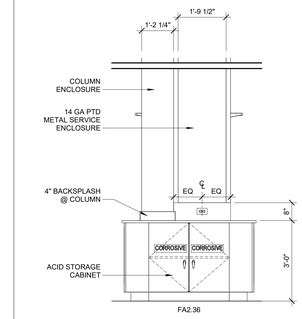

4 RESEARCH BENCH C - END ELEVATION
1/2" = 1'-0"

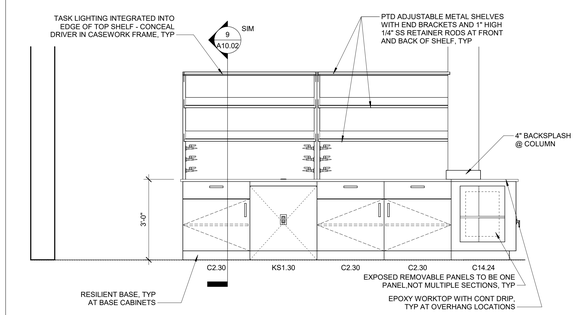

3 RESEARCH BENCH C - SIDE ELEVATION
1/2" = 1'-0"

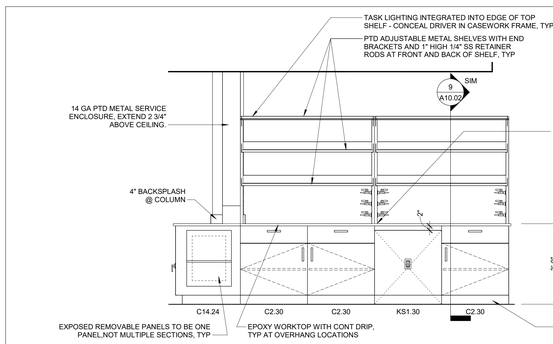

2 RESEARCH BENCH C - SIDE ELEVATION
1/2" = 1'-0"

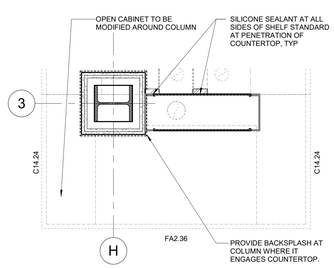

8 TYPICAL C14A.24 CABINET AT COLUMN 'H'
1" = 1'-0"

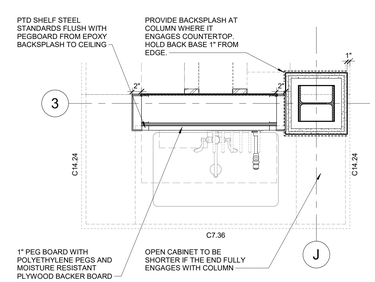

7 TYPICAL C14B.24 CABINET AT COLUMNS
1" = 1'-0"

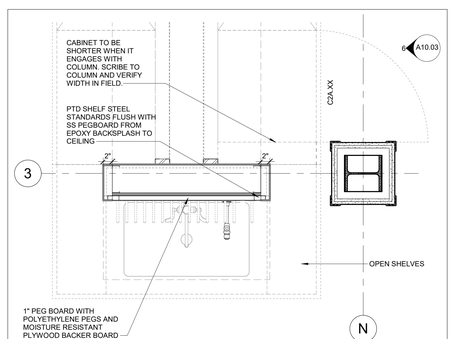

5 TYPICAL C2A.XX CABINET AT COLUMN 'N'
1" = 1'-0"

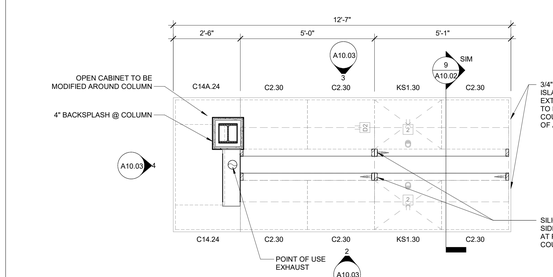

NOTES:
1. REFER TO ENLARGED PLANS FROM A10.10 TO A10.13 FOR LAB SERVICES

1 RESEARCH BENCH C - PLAN DETAIL
1/2" = 1'-0"

RENOVATE PLANT SCIENCE BUILDING - PHASE 2
SUCF Project No. 161026-00

236 Tower Road
Ithaca, NY 14853

Cornell CALS College of Agriculture and Life Sciences

SUNY State University Construction Fund

Ellenzweig Architecture | Planning	230 Congress Street Boston, MA 02110 T 617 491-5575
Ryan Biggs Clark Davis Structural Engineers	257 Ushers Road Clifton Park, NY 12065 T 518 406-5506
Salas O'Brien Consulting & Engineering Group of NY, Inc. Mechanical Engineers	300 Trolley Blvd. Rochester, NY 14606 T 585 288-5590
Jade Stone Engineering Electrical Engineers	444 Vanduzee St. Watertown, NY 13601 T 315 836 4062
Watson Engineering Plumbing	4500 State Route 434 Apalachin, NY 13732 T 607 223-4334
DM Engineers Fire Protection Engineers	1007 Yonkers Ave Yonkers, NY 10704 T 929 333-2339
Bell & Spina Building Envelope	215 Wyoming Street S Syracuse, NY 13204 T 315 488-0377
Environ. Design & Research Historic Preservation, Landscape, Civil Engineering	217 Montgomery St, Suite 1000 Syracuse, NY 13202 T 315 471-0688
Schuler Shook Lighting Design	240 W 40th Street, 2nd Floor New York, NY 10018 T 212 439-5650
D2D Green Design Sustainability PH2	10 Hallenbeck Hill East Greenbush, NY 12061 T 518 729-2967
Shen Milsom & Wilke Acoustics, IT, AV, Security	417 Fifth Avenue New York, NY 10016 T 212 725-6800
Watts Architects & Engineers Asbestos, Haz Mat	95 Perry Street, Suite 300 Buffalo, NY 14203 T 716 206-5122
Hastings Consulting Building Code	142 Hanlon Rd Holliston, MA 01746 T 508 397-8417
Ellana Cost Consulting	32 Broadway, Suite 801 New York, NY 10004 T 212971-0936

Notes:

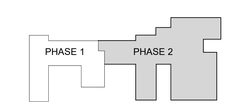

Keyplan

Job Number 31909.00
Drawing By EC
Checked By SMe
Filename
Date August 31, 2026

Revisions

1	BULLETIN 064 - PART C	12/20/2024

TYPICAL CASEWORK DETAILS - PHASE 2

BID DOCUMENTS
Scale: As indicated

REGISTERED ARCHITECT JOSEPH VINCENT MORRISSEY 022801 STATE OF NEW YORK

A10.03

2024 Ellenzweig ©

10/14/2026 11:20:14 AM
Autodesk Docs://31909 SUCF Cornell Plant Sciences/31909_Cornell PSB_Arch_R23.rvt

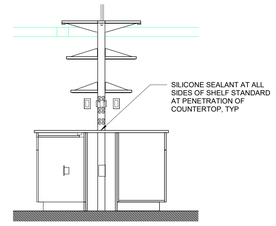

11 RESEARCH BENCH D - TYPICAL SECTION
1/2" = 1'-0"

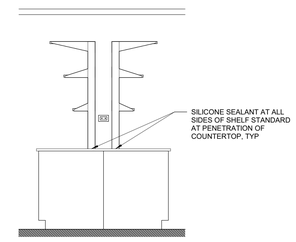

8 RESEARCH BENCH E - END ELEVATION
1/2" = 1'-0"

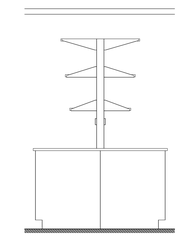

4 RESEARCH BENCH D - END ELEVATION
1/2" = 1'-0"

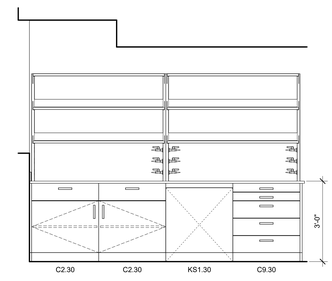

7 RESEARCH BENCH E - SIDE ELEVATION
1/2" = 1'-0"

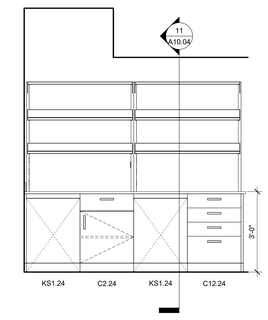

3 RESEARCH BENCH D - SIDE ELEVATION
1/2" = 1'-0"

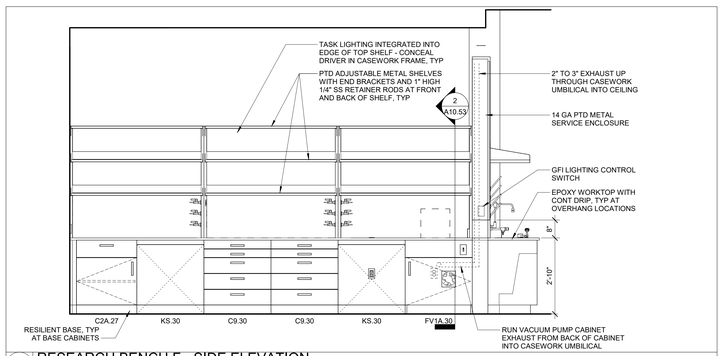

10 RESEARCH BENCH F - SIDE ELEVATION
1/2" = 1'-0"

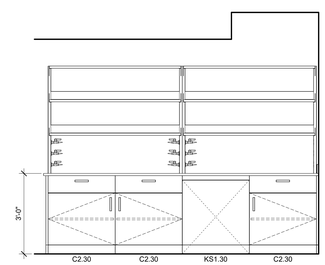

6 RESEARCH BENCH E - SIDE ELEVATION
1/2" = 1'-0"

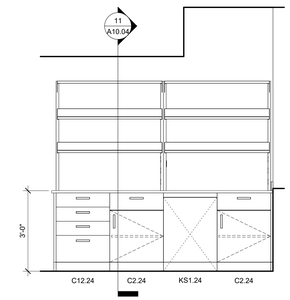

2 RESEARCH BENCH D - SIDE ELEVATION
1/2" = 1'-0"

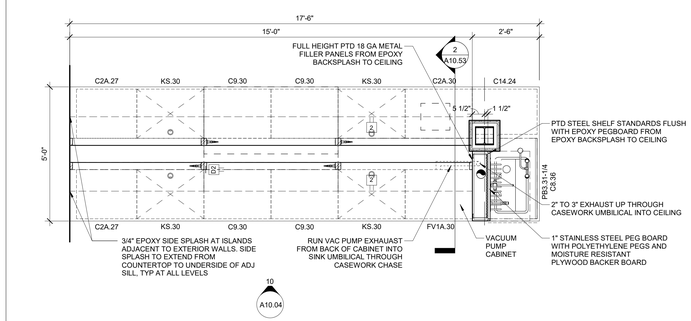

9 RESEARCH BENCH F - PLAN DETAIL
1/2" = 1'-0"

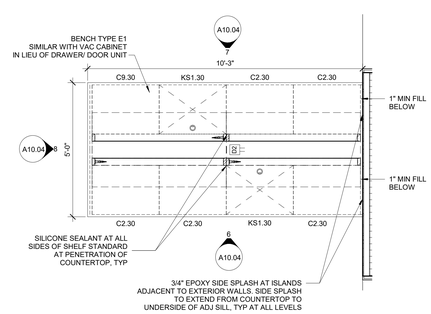

5 RESEARCH BENCH E - PLAN DETAIL
1/2" = 1'-0"

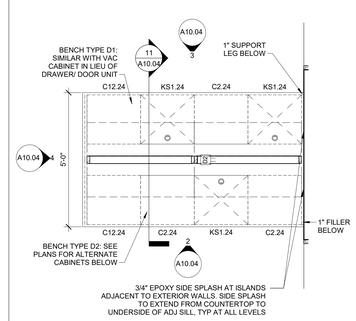

1 RESEARCH BENCH D - PLAN DETAIL
1/2" = 1'-0"

RENOVATE PLANT SCIENCE BUILDING - PHASE 2
SUCF Project No. 161026-00

236 Tower Road
Ithaca, NY 14853

Cornell CALS College of Agriculture and Life Sciences

SUNY State University Construction Fund

Ellenzweig Architecture | Planning	230 Congress Street Boston, MA 02110 T 617 491-5575
Ryan Biggs Clark Davis Structural Engineers	257 Ushers Road Clifton Park, NY 12065 T 518 406-5506
Salas O'Brien Consulting & Engineering Group of NY, Inc. Mechanical Engineers	300 Trolley Blvd. Rochester, NY 14606 T 585 288-5590
Jade Stone Engineering Electrical Engineers	444 Vanduzee St. Watertown, NY 13601 T 315 836 4062
Watson Engineering Plumbing	4500 State Route 434 Apalachin, NY 13732 T 607 223-4334
DM Engineers Fire Protection Engineers	1007 Yonkers Ave Yonkers, NY 10704 T 929 333-2339
Bell & Spina Building Envelope	215 Wyoming Street S Syracuse, NY 13204 T 315 488-0377
Environ. Design & Research Historic Preservation, Landscape, Civil Engineering	217 Montgomery St, Suite 1000 Syracuse, NY 13202 T 315 471-0688
Schuler Shook Lighting Design	240 W 40th Street, 2nd Floor New York, NY 10018 T 212 439-5650
D2D Green Design Sustainability PH2	10 Hallenbeck Hill East Greenbush, NY 12061 T 518 729-2967
Shen Milsom & Wilke Acoustics, IT, AV, Security	417 Fifth Avenue New York, NY 10016 T 212 725-6800
Watts Architects & Engineers Asbestos, Haz Mat	95 Perry Street, Suite 300 Buffalo, NY 14203 T 716 206-5122
Hastings Consulting Building Code	142 Hanlon Rd Holliston, MA 01746 T 508 397-8417
Ellana Cost Consulting	32 Broadway, Suite 801 New York, NY 10004 T 212971-0936

Notes:

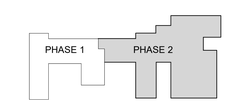

Keyplan

Job Number	31909.00
Drawing By	Author
Checked By	Checker
Filename	
Date	August 31, 2026

Revisions

TYPICAL CASEWORK DETAILS - PHASE 2

REGISTERED ARCHITECT JOHN VINCENT RIGGS 022901 STATE OF NEW YORK

BID DOCUMENTS
Scale: 1/2" = 1'-0"

A10.04

2024 Ellenzweig ©

Autodesk Docs://31909 SUCF Cornell Plant Sciences/31909_Cornell PSB_Arch_R23.rvt 10/14/2026 11:25:31 AM

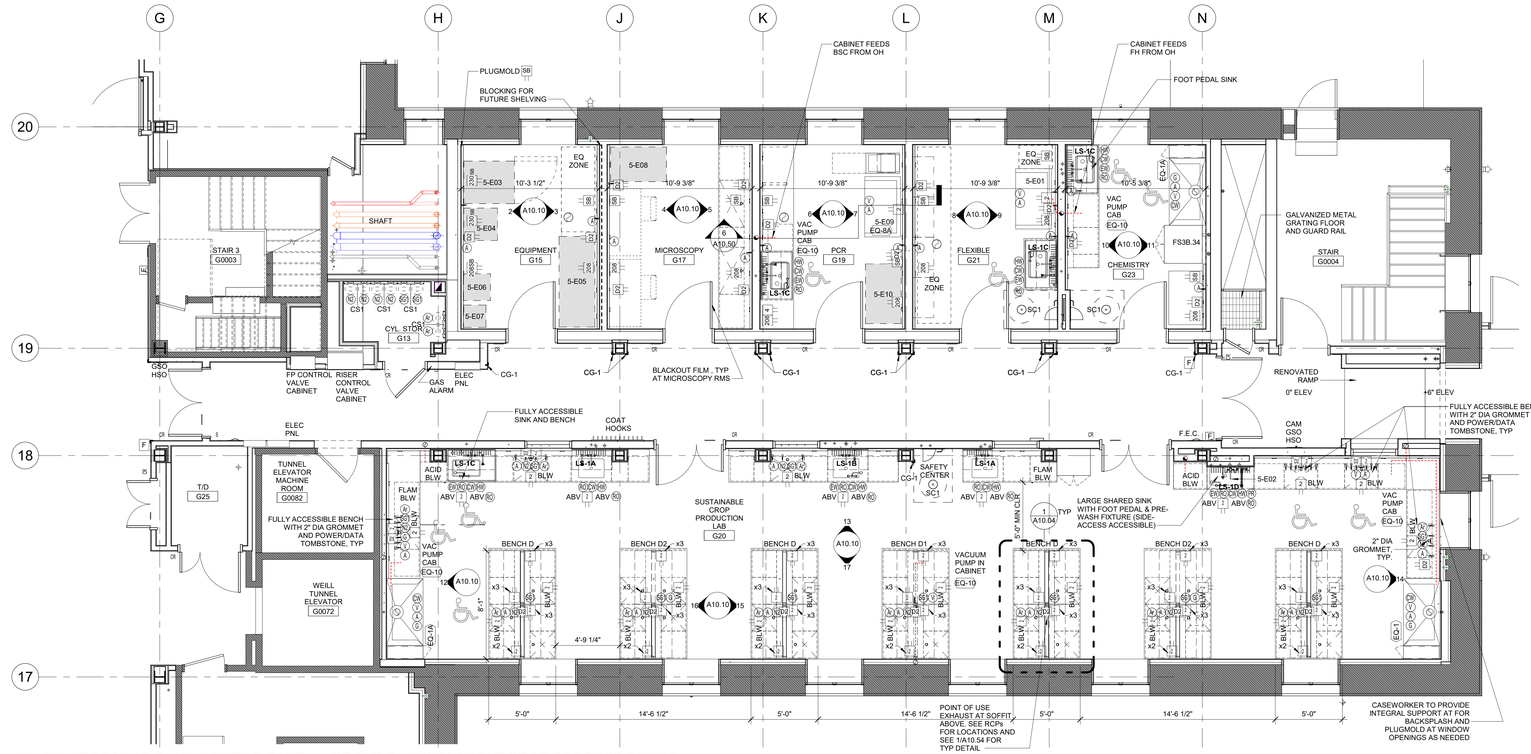

1 ENLARGED LAB PLAN - LEVEL G EAST / GROUP 5 - SUSTAINABLE CROP PRODUCTION LAB
1/4" = 1'-0"

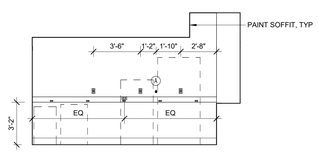

2 G15 - EQUIPMENT - NORTH
1/4" = 1'-0"

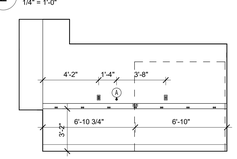

3 G15 - EQUIPMENT - SOUTH
1/4" = 1'-0"

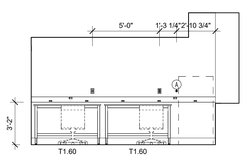

4 G17 - MICROSCOPY - NORTH
1/4" = 1'-0"

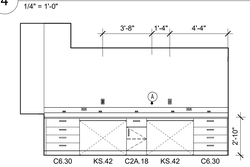

5 G17 - MICROSCOPY - SOUTH
1/4" = 1'-0"

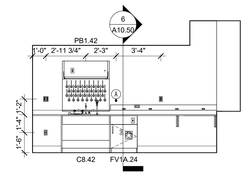

6 G19 - PCR - NORTH
1/4" = 1'-0"

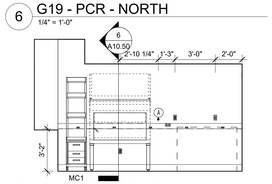

7 G19 - PCR - SOUTH
1/4" = 1'-0"

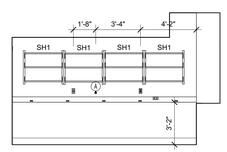

8 G21 - FLEXIBLE - NORTH
1/4" = 1'-0"

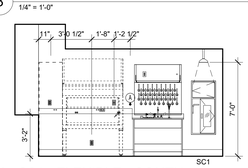

9 G21 - FLEXIBLE - SOUTH
1/4" = 1'-0"

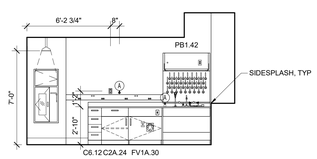

10 G23 - CHEMISTRY - NORTH
1/4" = 1'-0"

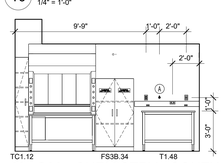

11 G23 - CHEMISTRY - SOUTH
1/4" = 1'-0"

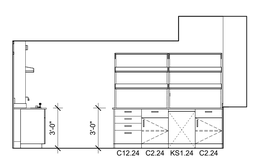

15 G20 - TYP. RESEARCH LAB BENCH
1/4" = 1'-0"

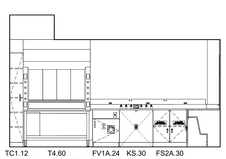

12 G20 - WET LAB - NORTH
1/4" = 1'-0"

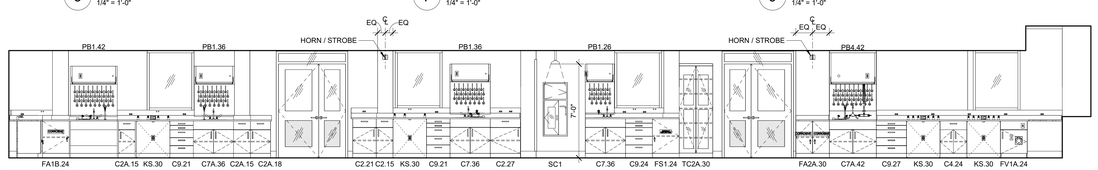

13 G20 - WET LAB - EAST
1/4" = 1'-0"

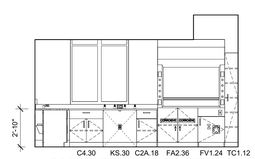

14 G20 - WET LAB - SOUTH
1/4" = 1'-0"

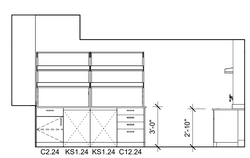

16 G20 - TYP. RESEARCH LAB COLLAB BENCH
1/4" = 1'-0"

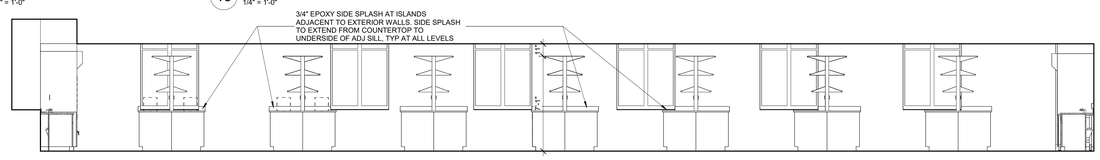

17 G20 - WET LAB - WEST
1/4" = 1'-0"

RENOVATE PLANT SCIENCE BUILDING - PHASE 2
SUCF Project No. 161026-00
236 Tower Road
Ithaca, NY 14853

Cornell CALS College of Agriculture and Life Sciences
SUNY State University Construction Fund

Ellenzweig Architecture | Planning	230 Congress Street Boston, MA 02110 T 617 491-5575
Ryan Biggs Clark Davis Structural Engineers	257 Ushers Road Clifton Park, NY 12065 T 518 406-5506
Salas O'Brien Consulting & Engineering Group of NY, Inc. Mechanical Engineers	300 Trolley Blvd. Rochester, NY 14606 T 585 288-5590
Jade Stone Engineering Electrical Engineers	444 Vanduzee St. Watertown, NY 13601 T 315 836 4062
Watson Engineering Plumbing	4500 State Route 434 Apalachin, NY 13732 T 607 223-4334
DM Engineers Fire Protection Engineers	1007 Yonkers Ave Yonkers, NY 10704 T 929 333-2339
Bell & Spina Building Envelope	215 Wyoming Street S Syracuse, NY 13204 T 315 488-0377
Environ. Design & Research Historic Preservation, Landscape, Civil Engineering	217 Montgomery St, Suite 1000 Syracuse, NY 13202 T 315 471-0688
Schuler Shook Lighting Design	240 W 40th Street, 2nd Floor New York, NY 10018 T 212 439-5650
D2D Green Design Sustainability PH2	10 Hallenbeck Hill East Greenbush, NY 12061 T 518 729-2967
Shen Milsom & Wilke Acoustics, IT, AV, Security	417 Fifth Avenue New York, NY 10016 T 212 725-6800
Watts Architects & Engineers Asbestos, Haz Mat	95 Perry Street, Suite 300 Buffalo, NY 14203 T 716 206-5122
Hastings Consulting Building Code	142 Hanlon Rd Holliston, MA 01746 T 508 397-8417
Ellana Cost Consulting	32 Broadway, Suite 801 New York, NY 10004 T 212971-0936

Notes:

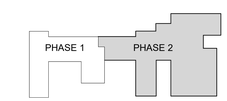

Keyplan

Job Number	31909.00
Drawing By	EC
Checked By	SMe
Filename	
Date	August 31, 2026

Revisions

LEVEL G EAST LAB - ENLARGED PLAN & ELEVATIONS - PHASE 2

REGISTERED ARCHITECT VINCENT ROSSI 022991 STATE OF NEW YORK

BID DOCUMENTS
Scale: 1/4" = 1'-0"

A10.10

2024 Ellenzweig ©

10/14/2026 11:21:03 AM
Autodesk Docs://31909 SUCF Cornell Plant Sciences/31909_Cornell PSB_Arch_R23.rvt

1 ENLARGED LAB PLAN - LEVEL 1 EAST / GROUP 6 - FRUIT PRODUCTION LAB
1/4" = 1'-0"

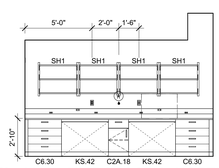

2 113B - MICROSCOPY - NORTH
1/4" = 1'-0"

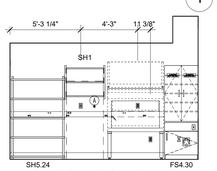

4 113C - TISSUE CULTURE - NORTH
1/4" = 1'-0"

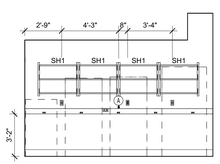

6 113D - EQUIPMENT - NORTH
1/4" = 1'-0"

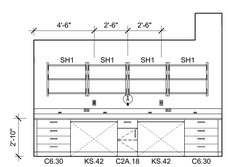

8 113E - MOLECULAR BIO - NORTH
1/4" = 1'-0"

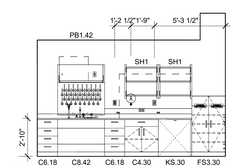

10 113F - CHEMISTRY 1 - NORTH
1/4" = 1'-0"

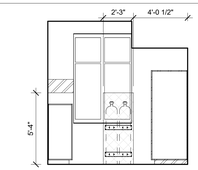

12 113F - CHEMISTRY 1 - EAST
1/4" = 1'-0"

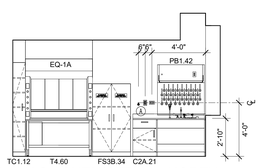

13 113G - CHEMISTRY 2 - NORTH
1/4" = 1'-0"

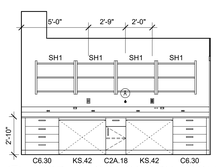

3 113B - MICROSCOPY - SOUTH
1/4" = 1'-0"

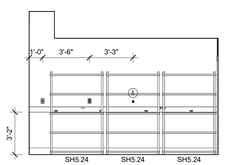

5 113C - TISSUE CULTURE - SOUTH
1/4" = 1'-0"

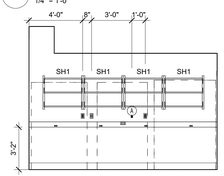

7 113D - EQUIPMENT - SOUTH
1/4" = 1'-0"

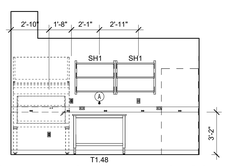

9 113E - MOLECULAR BIO - SOUTH
1/4" = 1'-0"

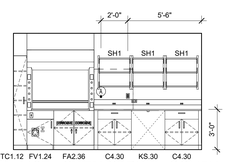

11 113F - CHEMISTRY 1 - SOUTH
1/4" = 1'-0"

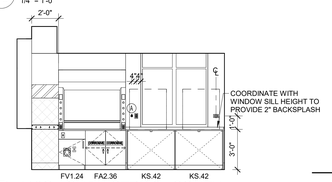

14 113G - CHEMISTRY 2 - SOUTH
1/4" = 1'-0"

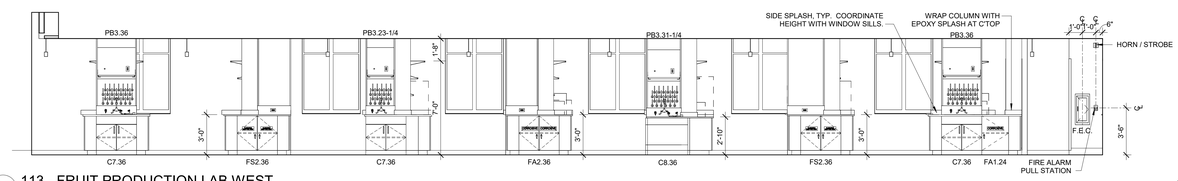

15 113 - FRUIT PRODUCTION LAB WEST
1/4" = 1'-0"

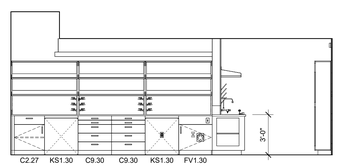

17 113 - TYP. RESEARCH LAB BENCH ELEV
1/4" = 1'-0"

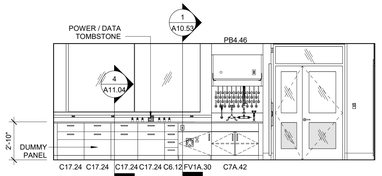

19 113 - ADA RESEARCH LAB BENCH AT ENTRY
1/4" = 1'-0"

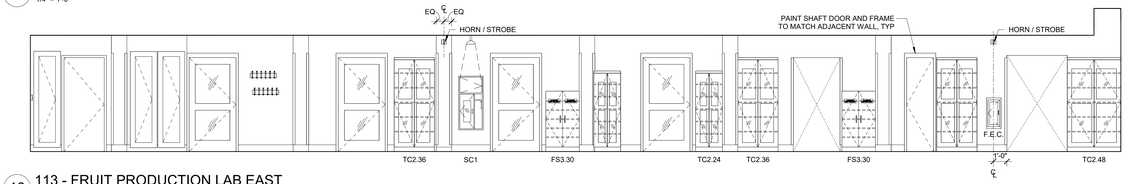

16 113 - FRUIT PRODUCTION LAB EAST
1/4" = 1'-0"

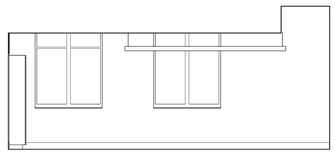

18 113 - RESEARCH LAB WALL AT END
1/4" = 1'-0"

RENOVATE PLANT SCIENCE BUILDING - PHASE 2

SUCF Project No. 161026-00

236 Tower Road
Ithaca, NY 14853

Cornell CALS College of Agriculture and Life Sciences

SUNY State University Construction Fund

Ellenzweig Architecture | Planning	230 Congress Street Boston, MA 02110 T 617 491-5575
Ryan Biggs Clark Davis Structural Engineers	257 Ushers Road Clifton Park, NY 12065 T 518 406-5506
Salas O'Brien Consulting & Engineering Group of NY, Inc. Mechanical Engineers	300 Trolley Blvd. Rochester, NY 14606 T 585 288-5590
Jade Stone Engineering Electrical Engineers	444 Vanduzee St. Watertown, NY 13601 T 315 836 4062
Watson Engineering Plumbing	4500 State Route 434 Apalachin, NY 13732 T 607 223-4334
DM Engineers Fire Protection Engineers	1007 Yonkers Ave Yonkers, NY 10704 T 929 333-2339
Bell & Spina Building Envelope	215 Wyoming Street S Syracuse, NY 13204 T 315 488-0377
Environ. Design & Research Historic Preservation, Landscape, Civil Engineering	217 Montgomery St, Suite 1000 Syracuse, NY 13202 T 315 471-0688
Schuler Shook Lighting Design	240 W 40th Street, 2nd Floor New York, NY 10018 T 212 439-5650
D2D Green Design Sustainability PH2	10 Hallenbeck Hill East Greenbush, NY 12061 T 518 729-2967
Shen Milsom & Wilke Acoustics, IT, AV, Security	417 Fifth Avenue New York, NY 10016 T 212 725-6800
Watts Architects & Engineers Asbestos, Haz Mat	95 Perry Street, Suite 300 Buffalo, NY 14203 T 716 206-5122
Hastings Consulting Building Code	142 Hanlon Rd Holliston, MA 01746 T 508 397-8417
Ellana Cost Consulting	32 Broadway, Suite 801 New York, NY 10004 T 212971-0936

Notes:

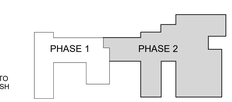

Keyplan

Job Number	31909.00
Drawing By	EC
Checked By	SMe
Filename	
Date	August 31, 2026

Revisions

LEVEL 1 EAST LAB - ENLARGED PLAN & ELEVATIONS - PHASE 2

BID DOCUMENTS
Scale: 1/4" = 1'-0"

REGISTERED ARCHITECT JAMES VINCENT RUSSO 022891-1 STATE OF NEW YORK

A10.11

2024 Ellenzweig ©

10/14/2026 11:21:34 AM
Autodesk Docs://31909 SUCF Cornell Plant Science/31909_Cornell PSB_Arch_R23.rvt

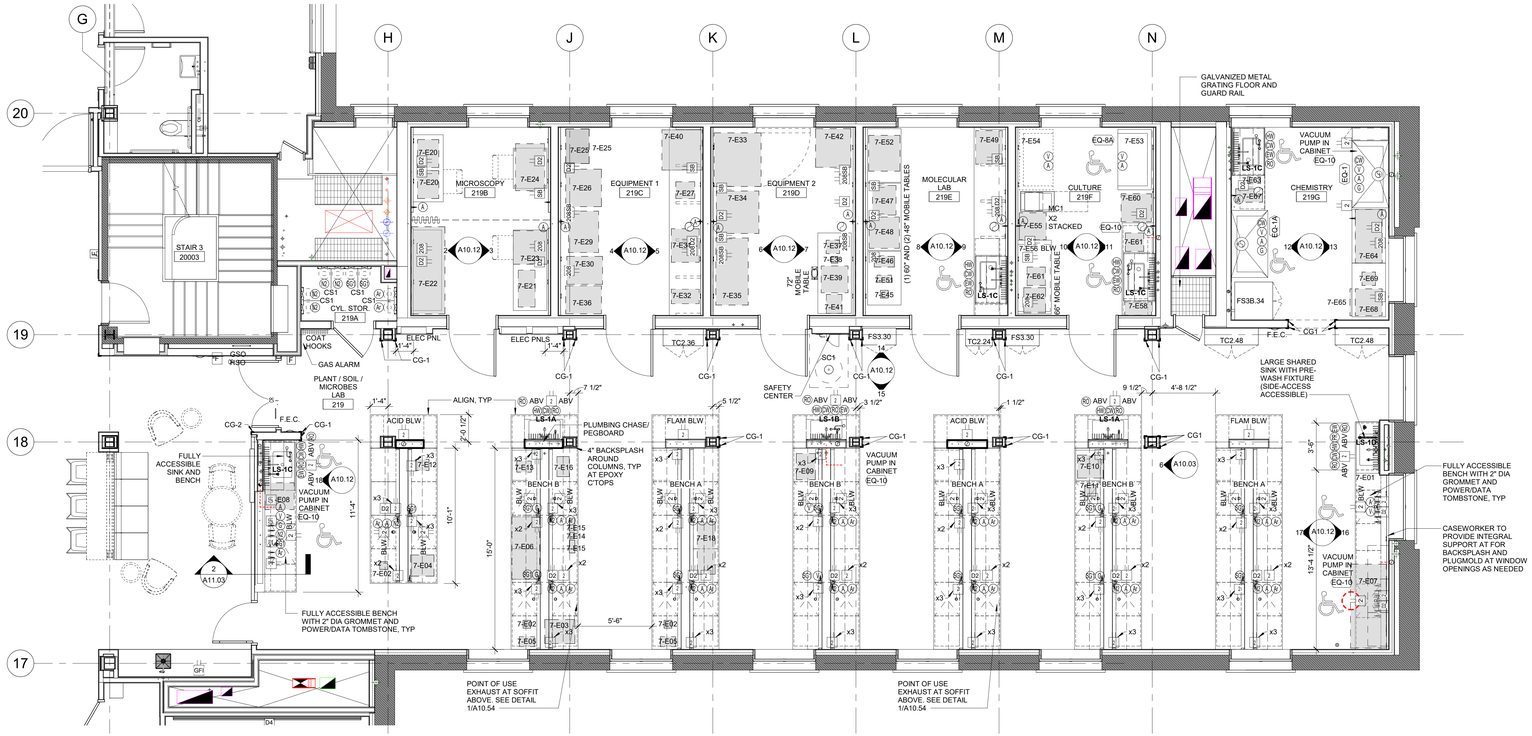

1 ENLARGED LAB PLAN - LEVEL 2 EAST / GROUP 7 - PLANT/SOIL/MICROBE RESEARCH LAB
1/4" = 1'-0"

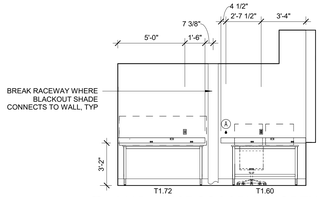

2 219B - MICROSCOPY - NORTH
1/4" = 1'-0"

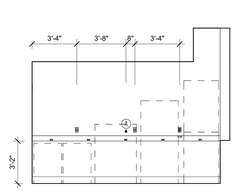

4 219C - EQUIPMENT 1 - NORTH
1/4" = 1'-0"

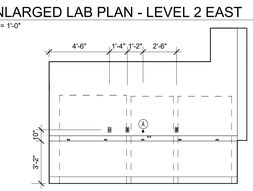

6 219D - EQUIPMENT 2 - NORTH
1/4" = 1'-0"

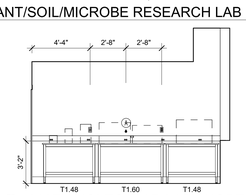

8 219E - MOLECULAR LAB - NORTH
1/4" = 1'-0"

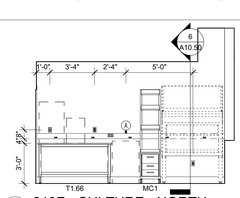

10 219F - CULTURE - NORTH
1/4" = 1'-0"

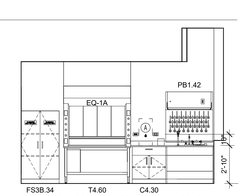

12 219G - CHEMISTRY - NORTH
1/4" = 1'-0"

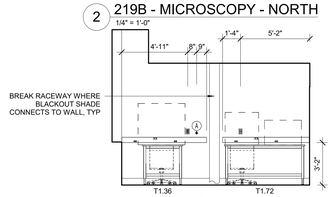

3 219B - MICROSCOPY - SOUTH
1/4" = 1'-0"

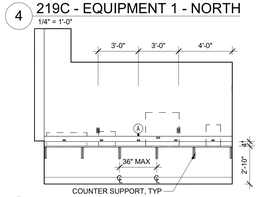

5 219C - EQUIPMENT 1 - SOUTH
1/4" = 1'-0"

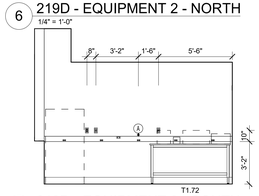

7 219D - EQUIPMENT 2 - SOUTH
1/4" = 1'-0"

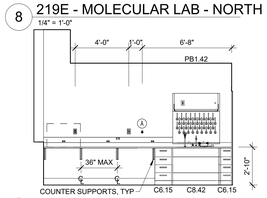

9 219E - MOLECULAR LAB - SOUTH
1/4" = 1'-0"

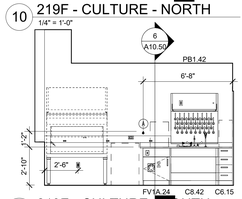

11 219F - CULTURE - SOUTH
1/4" = 1'-0"

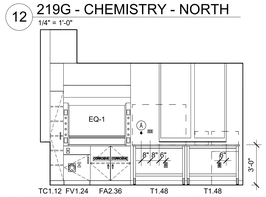

13 219G - CHEMISTRY - SOUTH
1/4" = 1'-0"

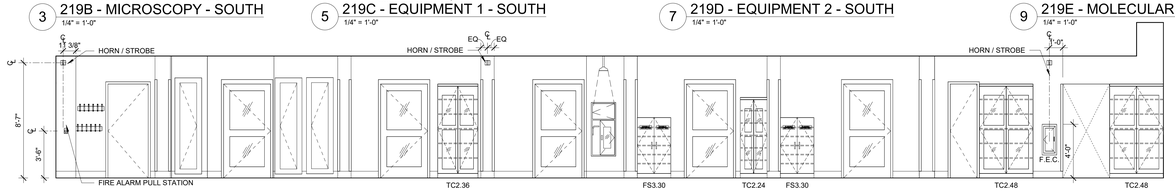

14 219 - PLANT/SOIL/MICROBE RESEARCH LAB - EAST
1/4" = 1'-0"

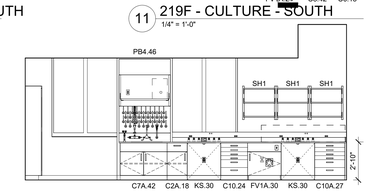

16 219 - RESEARCH LAB BENCH AT END
1/4" = 1'-0"

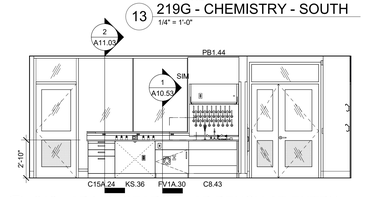

18 219 - ADA RESEARCH LAB BENCH AT ENTRY
1/4" = 1'-0"

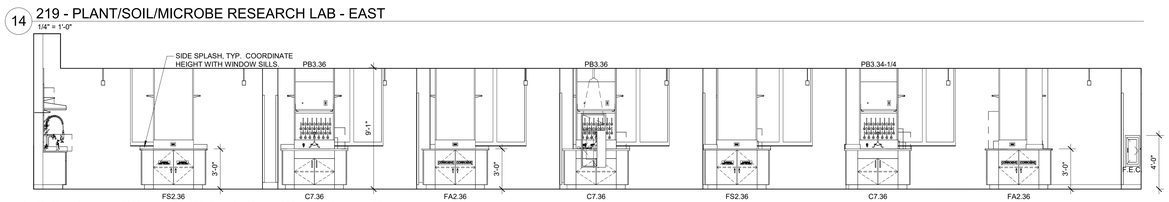

15 219 - PLANT/SOIL/MICROBE RESEARCH LAB - WEST
1/4" = 1'-0"

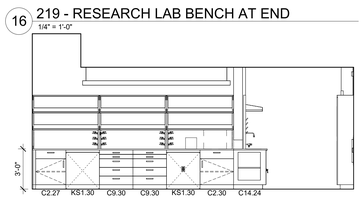

17 219 - TYP. RESEARCH LAB BENCH ELEV
1/4" = 1'-0"

RENOVATE PLANT SCIENCE BUILDING - PHASE 2

SUCF Project No. 161026-00

236 Tower Road
Ithaca, NY 14853

Cornell CALS College of Agriculture and Life Sciences

SUNY State University Construction Fund

Ellenzweig Architecture | Planning	230 Congress Street Boston, MA 02110 T 617 491-5575
Ryan Biggs Clark Davis Structural Engineers	257 Ushers Road Clifton Park, NY 12065 T 518 406-5506
Salas O'Brien Consulting & Engineering Group of NY, Inc. Mechanical Engineers	300 Trolley Blvd. Rochester, NY 14606 T 585 288-5590
Jade Stone Engineering Electrical Engineers	444 Vanduzee St. Watertown, NY 13601 T 315 836 4062
Watson Engineering Plumbing	4500 State Route 434 Apalachin, NY 13732 T 607 223-4334
DM Engineers Fire Protection Engineers	1007 Yonkers Ave Yonkers, NY 10704 T 929 333-2339
Bell & Spina Building Envelope	215 Wyoming Street S Syracuse, NY 13204 T 315 488-0377
Environ. Design & Research Historic Preservation, Landscape, Civil Engineering	217 Montgomery St, Suite 1000 Syracuse, NY 13202 T 315 471-0688
Schuler Shook Lighting Design	240 W 40th Street, 2nd Floor New York, NY 10018 T 212 439-5650
D2D Green Design Sustainability PH2	10 Hallenbeck Hill East Greenbush, NY 12061 T 518 729-2967
Shen Milsom & Wilke Acoustics, IT, AV, Security	417 Fifth Avenue New York, NY 10016 T 212 725-6800
Watts Architects & Engineers Asbestos, Haz Mat	95 Perry Street, Suite 300 Buffalo, NY 14203 T 716 206-5122
Hastings Consulting Building Code	142 Hanlon Rd Holliston, MA 01746 T 508 397-8417
Ellana Cost Consulting	32 Broadway, Suite 801 New York, NY 10004 T 212971-0936

Notes:

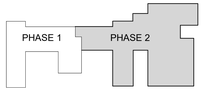

Keyplan

Job Number	31909.00
Drawing By	EC
Checked By	SMe
Filename	
Date	August 31, 2026

Revisions

LEVEL 2 EAST LAB - ENLARGED PLAN & ELEVATIONS - PHASE 2

REGISTERED ARCHITECT JAMES VINCENT BUONO 022901-1 STATE OF NEW YORK

BID DOCUMENTS
Scale: 1/4" = 1'-0"

A10.12

2024 Ellenzweig ©

10/14/2026 11:22:09 AM
Autodesk Docs://31909 SUCF Cornell Plant Science/31909_Cornell PSB_Arch_R23.rvt

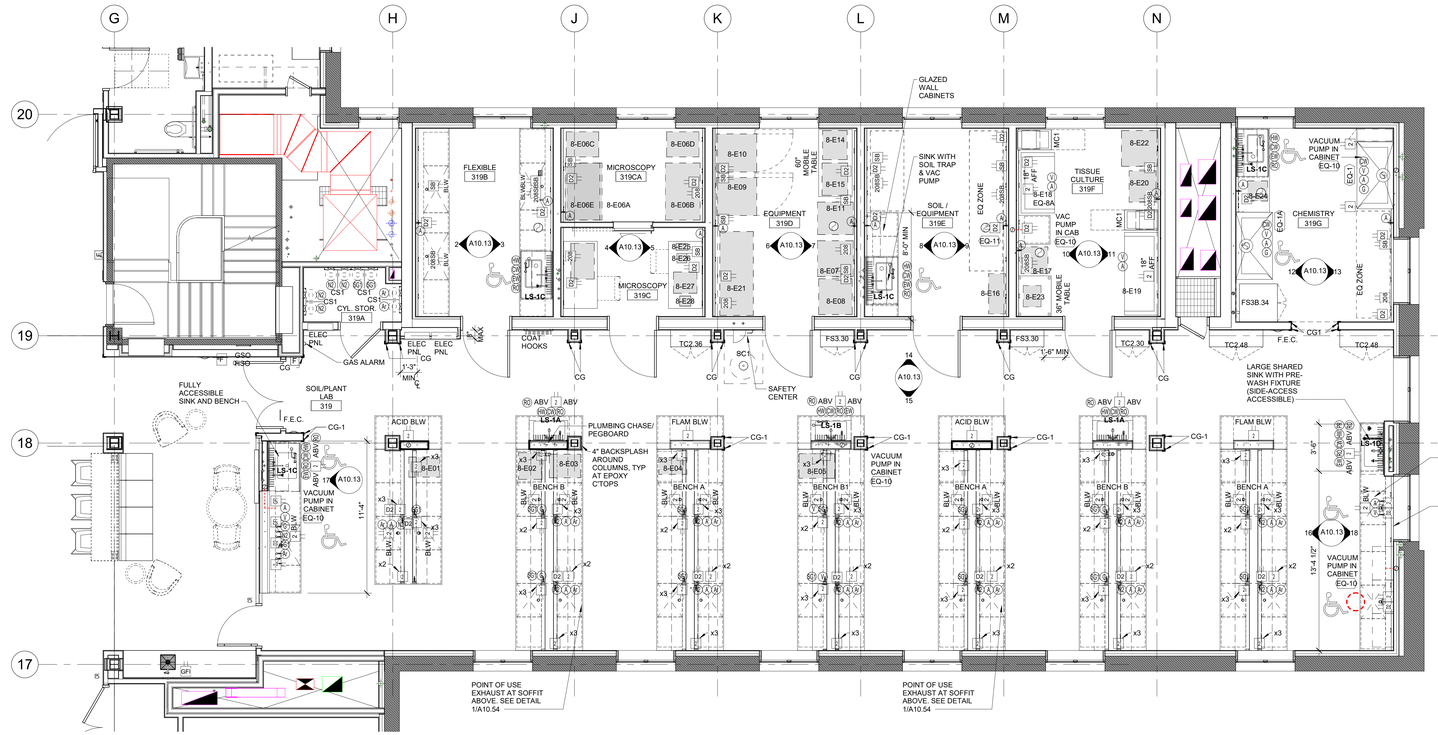

1 ENLARGED LAB PLAN - LEVEL 3 EAST / GROUP 8 - SOIL/PLANT RESEARCH LAB
1/4" = 1'-0"

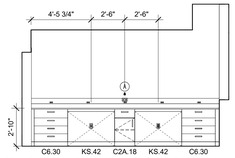
2 319B - FLEXIBLE - NORTH
1/4" = 1'-0"

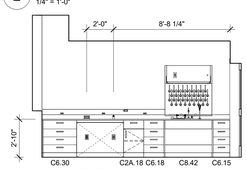
3 319B - FLEXIBLE - SOUTH
1/4" = 1'-0"

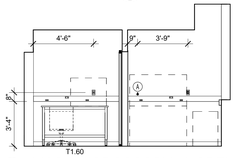
4 319C - MICROSCOPY - NORTH
1/4" = 1'-0"

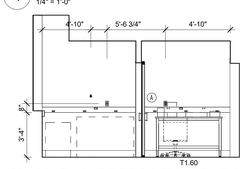
5 319C - MICROSCOPY - SOUTH
1/4" = 1'-0"

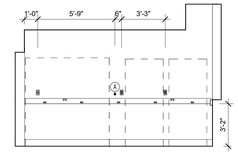
6 319D - EQUIPMENT - NORTH
1/4" = 1'-0"

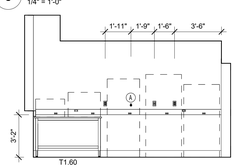
7 319D - EQUIPMENT - SOUTH
1/4" = 1'-0"

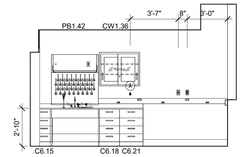
8 319E - SOIL / EQUIPMENT - NORTH
1/4" = 1'-0"

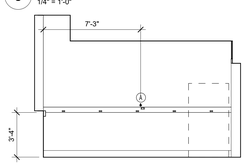
9 319E - SOIL / EQUIPMENT - SOUTH
1/4" = 1'-0"

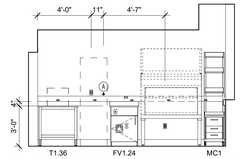
10 319F - TISSUE CULTURE - NORTH
1/4" = 1'-0"

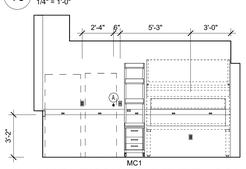
11 319F - TISSUE CULTURE - SOUTH
1/4" = 1'-0"

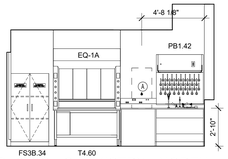
12 319G - CHEMISTRY - NORTH
1/4" = 1'-0"

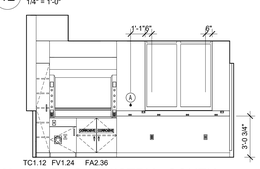
13 319G - CHEMISTRY - SOUTH
1/4" = 1'-0"

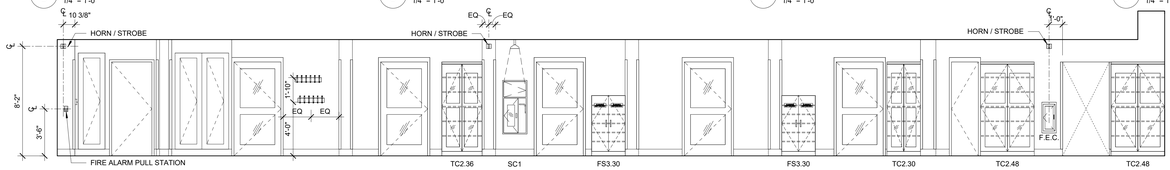
14 319 - SOIL/PLANT RESEARCH LAB - WEST
1/4" = 1'-0"

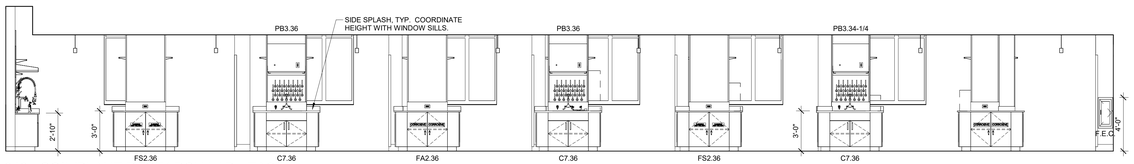
15 319 - SOIL/PLANT RESEARCH LAB - EAST
1/4" = 1'-0"

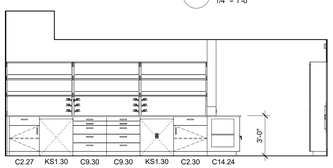
16 319 - TYP. RESEARCH LAB BENCH ELEV
1/4" = 1'-0"

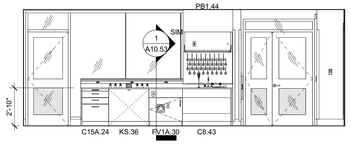
17 319 - ADA RESEARCH LAB BENCH AT ENTRY
1/4" = 1'-0"

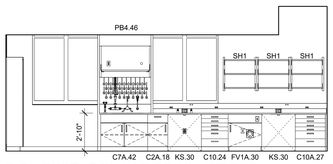
18 319 - RESEARCH LAB BENCH AT END
1/4" = 1'-0"

RENOVATE PLANT SCIENCE BUILDING - PHASE 2
SUCF Project No. 161026-00

236 Tower Road
Ithaca, NY 14853

Cornell CALS College of Agriculture and Life Sciences

SUNY State University Construction Fund

Ellenzweig Architecture | Planning	230 Congress Street Boston, MA 02110 T 617 491-5575
Ryan Biggs Clark Davis Structural Engineers	257 Ushers Road Clifton Park, NY 12065 T 518 406-5506
Salas O'Brien Consulting & Engineering Group of NY, Inc. Mechanical Engineers	300 Trolley Blvd. Rochester, NY 14606 T 585 288-5590
Jade Stone Engineering Electrical Engineers	444 Vanduzee St. Watertown, NY 13601 T 315 836 4062
Watson Engineering Plumbing	4500 State Route 434 Apalachin, NY 13732 T 607 223-4334
DM Engineers Fire Protection Engineers	1007 Yonkers Ave Yonkers, NY 10704 T 929 333-2339
Bell & Spina Building Envelope	215 Wyoming Street S Syracuse, NY 13204 T 315 488-0377
Environ. Design & Research Historic Preservation, Landscape, Civil Engineering	217 Montgomery St, Suite 1000 Syracuse, NY 13202 T 315 471-0688
Schuler Shook Lighting Design	240 W 40th Street, 2nd Floor New York, NY 10018 T 212 439-5650
D2D Green Design Sustainability PH2	10 Hallenbeck Hill East Greenbush, NY 12061 T 518 729-2967
Shen Milsom & Wilke Acoustics, IT, AV, Security	417 Fifth Avenue New York, NY 10016 T 212 725-6800
Watts Architects & Engineers Asbestos, Haz Mat	95 Perry Street, Suite 300 Buffalo, NY 14203 T 716 206-5122
Hastings Consulting Building Code	142 Hanlon Rd Holliston, MA 01746 T 508 397-8417
Ellana Cost Consulting	32 Broadway, Suite 801 New York, NY 10004 T 212971-0936

Notes:

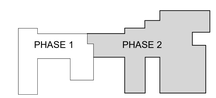

Keyplan

Job Number 31909.00
Drawing By EC
Checked By SMe
Filename
Date August 31, 2026

Revisions

LEVEL 3 EAST LAB - ENLARGED PLAN & ELEVATIONS - PHASE 2

BID DOCUMENTS
Scale: 1/4" = 1'-0"

REGISTERED ARCHITECT JAMES VINCENT RUSSO 022991-1 STATE OF NEW YORK

A10.13

2024 Ellenzweig ©

10/14/2026 11:22:44 AM

Autodesk Docs://31909 SUCF Cornell Plant Sciences/31909_Cornell PSB_Arch_R23.rvt

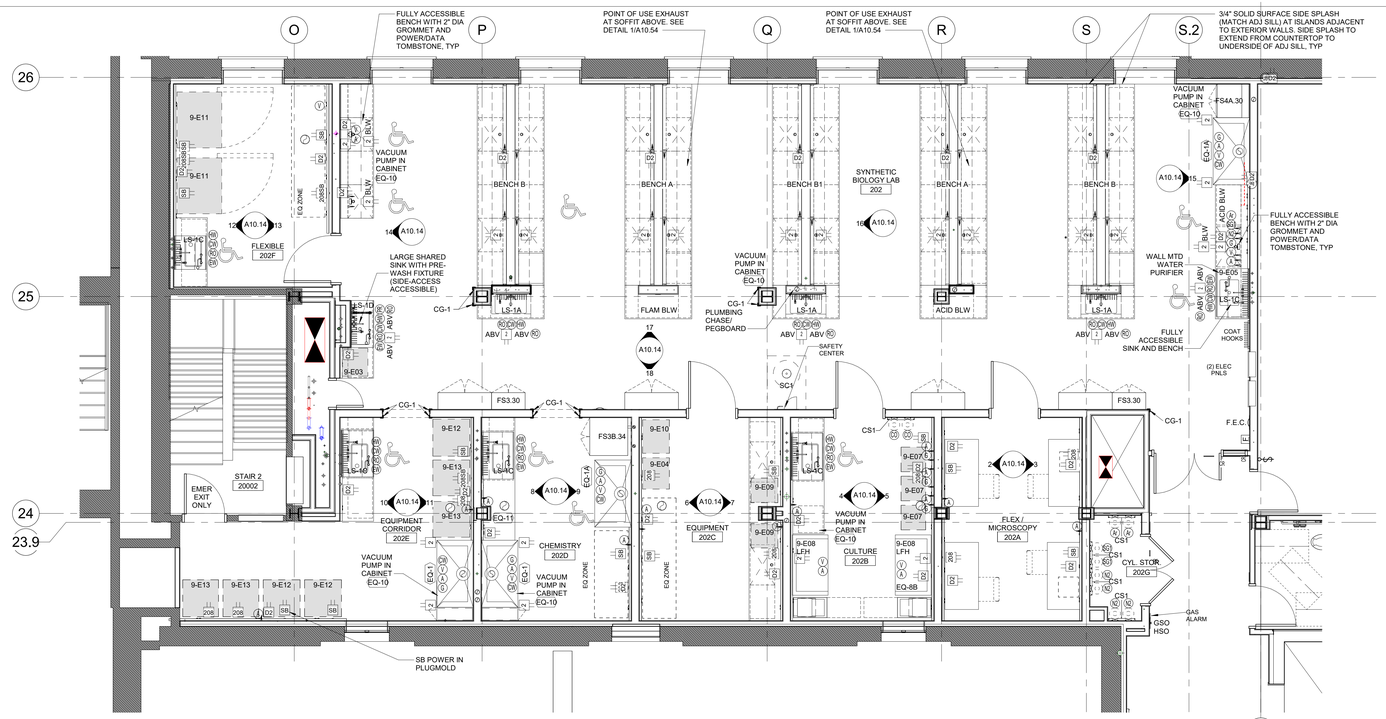

1 ENLARGED LAB PLAN - LEVEL 2 NORTH / GROUP 9 - SYNTHETIC BIOLOGY RESEARCH LAB
1/4" = 1'-0"

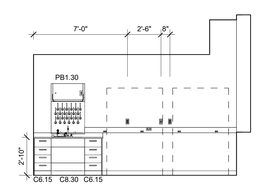
12 202F - FLEXIBLE - NORTH
1/4" = 1'-0"

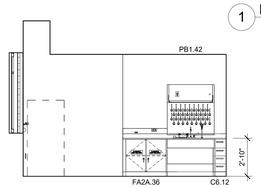
10 202E - EQUIPMENT CORRIDOR - NORTH
1/4" = 1'-0"

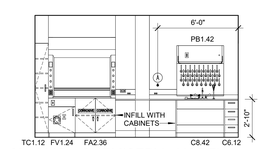
8 202D - CHEMISTRY - NORTH
1/4" = 1'-0"

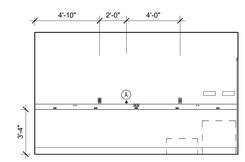
6 202C - EQUIPMENT - NORTH
1/4" = 1'-0"

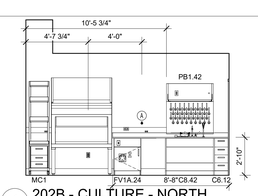
4 202B - CULTURE - NORTH
1/4" = 1'-0"

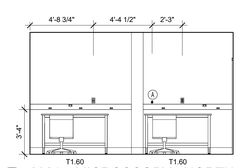
2 202A - MICROSCOPY - NORTH
1/4" = 1'-0"

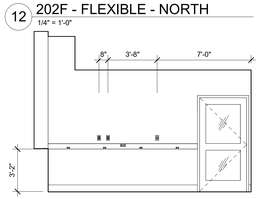
13 202F - FLEXIBLE - SOUTH
1/4" = 1'-0"

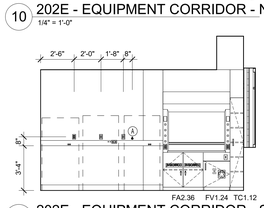
11 202E - EQUIPMENT CORRIDOR - SOUTH
1/4" = 1'-0"

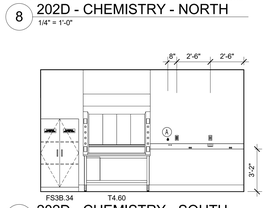
9 202D - CHEMISTRY - SOUTH
1/4" = 1'-0"

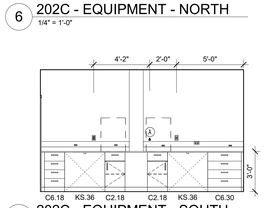
7 202C - EQUIPMENT - SOUTH
1/4" = 1'-0"

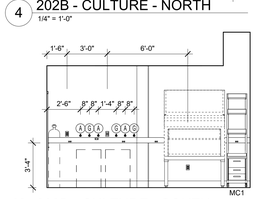
5 202B - CULTURE - SOUTH
1/4" = 1'-0"

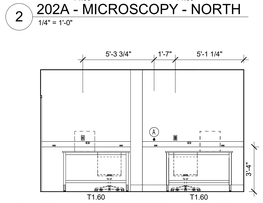
3 202A - MICROSCOPY - SOUTH
1/4" = 1'-0"

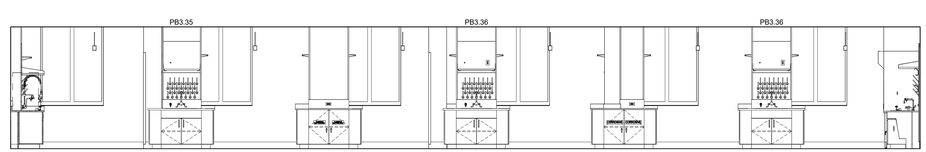
17 202 - MAIN RESEARCH LAB - EAST
1/4" = 1'-0"

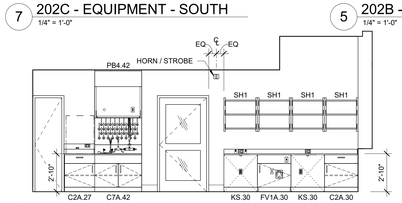
14 202 - RESEARCH LAB BENCH AT END
1/4" = 1'-0"

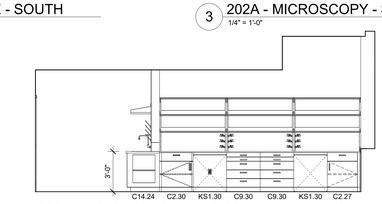
16 202 - TYP. RESEARCH LAB BENCH ELEVATION
1/4" = 1'-0"

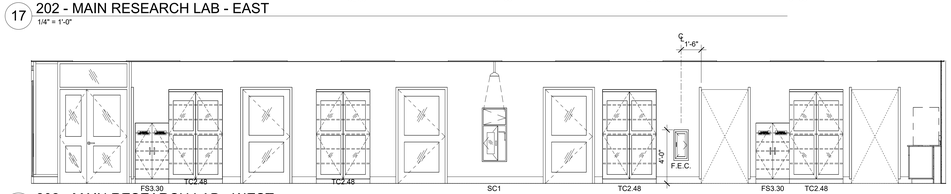
18 202 - MAIN RESEARCH LAB - WEST
1/4" = 1'-0"

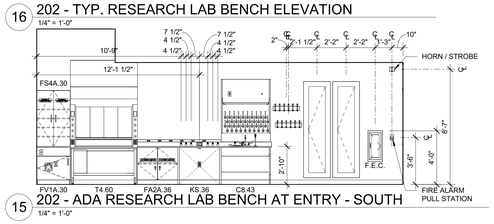
15 202 - ADA RESEARCH LAB BENCH AT ENTRY - SOUTH
1/4" = 1'-0"

RENOVATE PLANT SCIENCE BUILDING - PHASE 2
SUCF Project No. 161026-00

236 Tower Road
Ithaca, NY 14853

Cornell CALS College of Agriculture and Life Sciences

SUNY State University Construction Fund

Ellenzweig Architecture | Planning — 230 Congress Street, Boston, MA 02110, T 617 491-5575

Ryan Biggs Clark Davis Structural Engineers — 257 Ushers Road, Clifton Park, NY 12065, T 518 406-5506

Salas O'Brien Consulting & Engineering Group of NY, Inc. Mechanical Engineers — 300 Trolley Blvd. Rochester, NY 14606, T 585 288-5590

Jade Stone Engineering Electrical Engineers — 444 Vanduzee St. Watertown, NY 13601, T 315 836 4062

Watson Engineering Plumbing — 4500 State Route 434 Apalachin, NY 13732, T 607 223-4334

DM Engineers Fire Protection Engineers — 1007 Yonkers Ave Yonkers, NY 10704, T 929 333-2339

Bell & Spina Building Envelope — 215 Wyoming Street S Syracuse, NY 13204, T 315 488-0377

Environ. Design & Research Historic Preservation, Landscape, Civil Engineering — 217 Montgomery St, Suite 1000 Syracuse, NY 13202, T 315 471-0688

Schuler Shook Lighting Design — 240 W 40th Street, 2nd Floor New York, NY 10018, T 212 439-5650

D2D Green Design Sustainability PH2 — 10 Hallenbeck Hill East Greenbush, NY 12061, T 518 729-2967

Shen Milsom & Wilke Acoustics, IT, AV, Security — 417 Fifth Avenue New York, NY 10016, T 212 725-6800

Watts Architects & Engineers Asbestos, Haz Mat — 95 Perry Street, Suite 300 Buffalo, NY 14203, T 716 206-5122

Hastings Consulting Building Code — 142 Hanlon Rd Holliston, MA 01746, T 508 397-8417

Ellana Cost Consulting — 32 Broadway, Suite 801 New York, NY 10004, T 212971-0936

Notes:

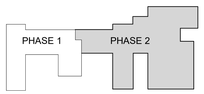

Keyplan

Job Number 31909.00
Drawing By EC
Checked By SMe
Filename
Date August 31, 2026

Revisions

LEVEL 2 NORTH LAB - ENLARGED PLAN & ELEVATIONS - PHASE 2

BID DOCUMENTS
Scale: 1/4" = 1'-0"

A10.14

2024 Ellenzweig ©

10/14/2026 11:23:16 AM
Autodesk Docs://31909 SUCF Cornell Plant Science/31909_Cornell PSB_Arch_R23.rvt

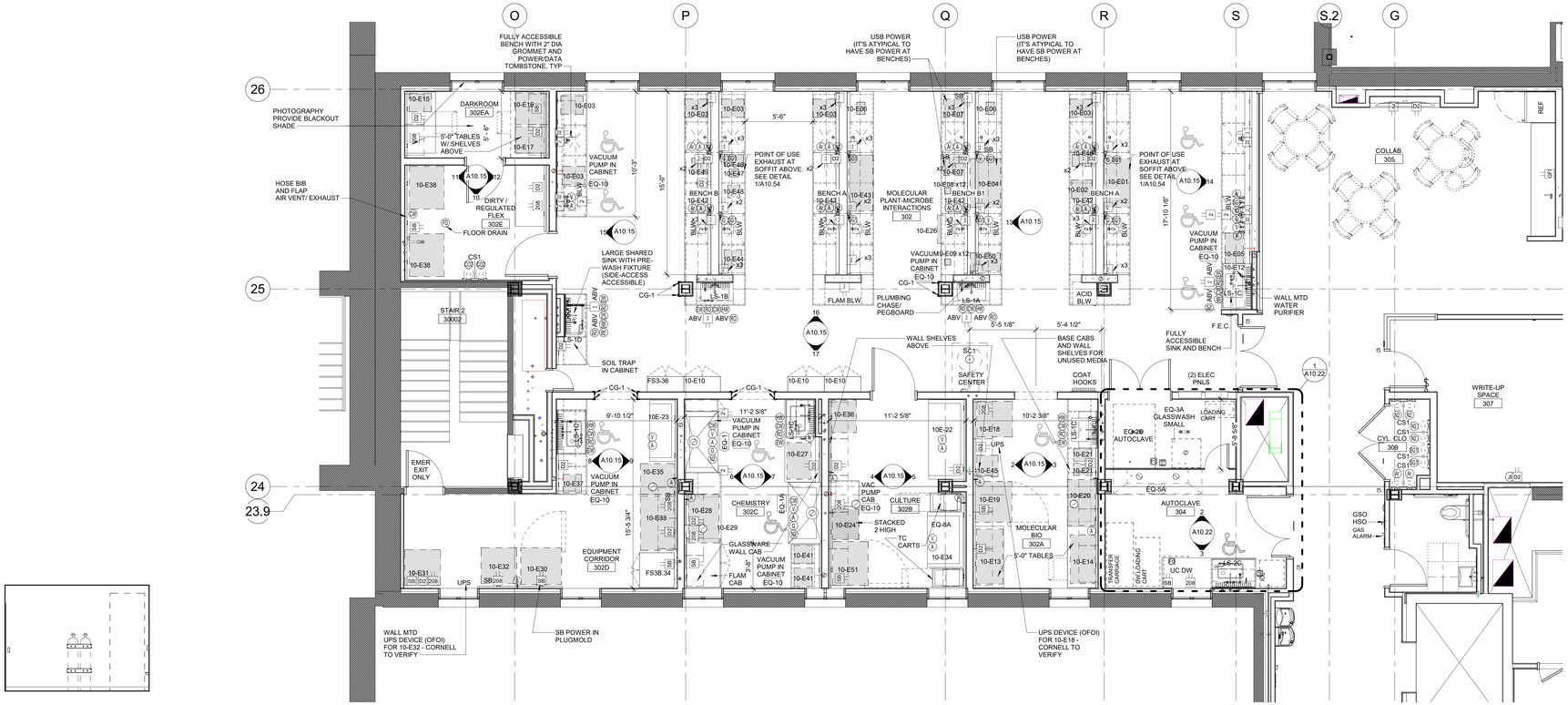

1 ENLARGED LAB PLAN - LEVEL 3 NORTH / GROUP 10 - MOLECULAR PLANT-MICROBE INTERACTIONS RESEARCH LAB
1/4" = 1'-0"

10 302EA - DIRTY / REGULATED FLEX - WEST
1/4" = 1'-0"

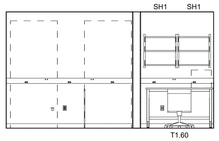

11 302EA - DIRTY / REGULATED FLEX - NORTH
1/4" = 1'-0"

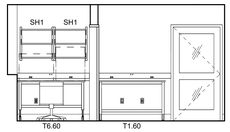

12 302EA - DIRTY / REGULATED FLEX - SOUTH
1/4" = 1'-0"

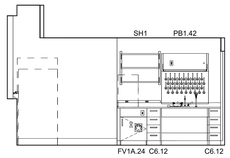

8 302D - EQUIPMENT CORRIDOR - NORTH
1/4" = 1'-0"

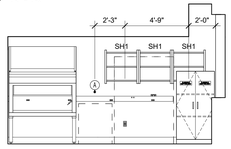

9 302D - EQUIPMENT CORRIDOR - SOUTH
1/4" = 1'-0"

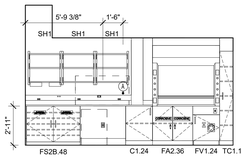

6 302C - CHEMISTRY - NORTH
1/4" = 1'-0"

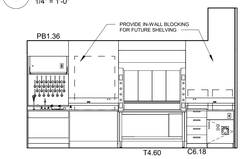

7 302C - CHEMISTRY - SOUTH
1/4" = 1'-0"

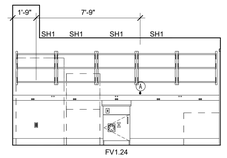

4 302B - CULTURE - NORTH
1/4" = 1'-0"

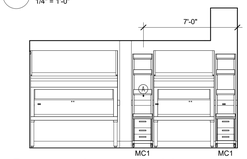

5 302B - CULTURE - SOUTH
1/4" = 1'-0"

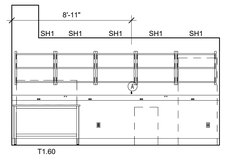

2 302A - MOLECULAR BIO - NORTH
1/4" = 1'-0"

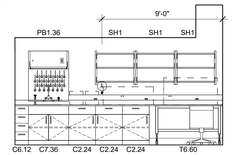

3 302A - MOLECULAR BIO - SOUTH
1/4" = 1'-0"

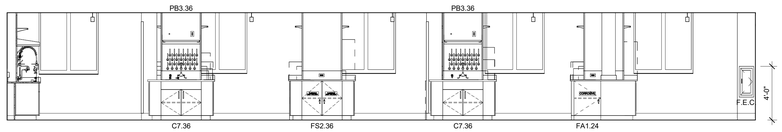

16 302 - MAIN RESEARCH LAB - EAST
1/4" = 1'-0"

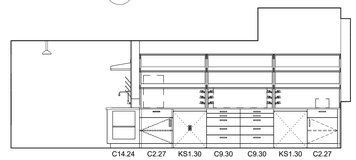

13 302 - TYP. RESEARCH LAB BENCH ELEVATION
1/4" = 1'-0"

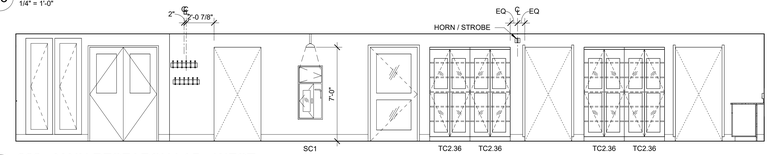

17 302 - MAIN RESEARCH LAB - WEST
1/4" = 1'-0"

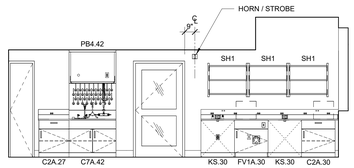

15 302 - RESEARCH LAB BENCH AT END
1/4" = 1'-0"

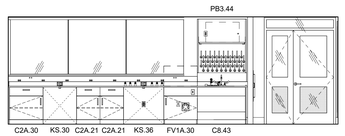

14 302 - ADA RESEARCH LAB BENCH AT ENTRY
1/4" = 1'-0"

RENOVATE PLANT SCIENCE BUILDING - PHASE 2
SUCF Project No. 161026-00

236 Tower Road
Ithaca, NY 14853

Cornell CALS College of Agriculture and Life Sciences

SUNY State University Construction Fund

Ellenzweig Architecture | Planning	230 Congress Street Boston, MA 02110 T 617 491-5575
Ryan Biggs Clark Davis Structural Engineers	257 Ushers Road Clifton Park, NY 12065 T 518 406-5506
Salas O'Brien Consulting & Engineering Group of NY, Inc. Mechanical Engineers	300 Trolley Blvd. Rochester, NY 14606 T 585 288-5590
Jade Stone Engineering Electrical Engineers	444 Vanduzee St. Watertown, NY 13601 T 315 836 4062
Watson Engineering Plumbing	4500 State Route 434 Apalachin, NY 13732 T 607 223-4334
DM Engineers Fire Protection Engineers	1007 Yonkers Ave Yonkers, NY 10704 T 929 333-2339
Bell & Spina Building Envelope	215 Wyoming Street S Syracuse, NY 13204 T 315 488-0377
Environ. Design & Research Historic Preservation, Landscape, Civil Engineering	217 Montgomery St, Suite 1000 Syracuse, NY 13202 T 315 471-0688
Schuler Shook Lighting Design	240 W 40th Street, 2nd Floor New York, NY 10018 T 212 439-5650
D2D Green Design Sustainability PH2	10 Hallenbeck Hill East Greenbush, NY 12061 T 518 729-2967
Shen Milsom & Wilke Acoustics, IT, AV, Security	417 Fifth Avenue New York, NY 10016 T 212 725-6800
Watts Architects & Engineers Asbestos, Haz Mat	95 Perry Street, Suite 300 Buffalo, NY 14203 T 716 206-5122
Hastings Consulting Building Code	142 Hanlon Rd Holliston, MA 01746 T 508 397-8417
Ellana Cost Consulting	32 Broadway, Suite 801 New York, NY 10004 T 212971-0936

Notes:

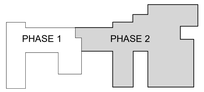

Keyplan

Job Number	31909.00
Drawing By	EC
Checked By	SMe
Filename	
Date	August 31, 2026

Revisions

LEVEL 3 NORTH LAB - ENLARGED PLAN & ELEVATIONS - PHASE 2

BID DOCUMENTS
Scale: 1/4" = 1'-0"

REGISTERED ARCHITECT THOMAS VINCENT ROSSI 022901 STATE OF NEW YORK

A10.15

2024 Ellenzweig ©

Autodesk Docs://31909 SUCF Cornell Plant Sciences/31909_Cornell PSB_Arch_R23.rvt 10/14/2026 11:23:51 AM

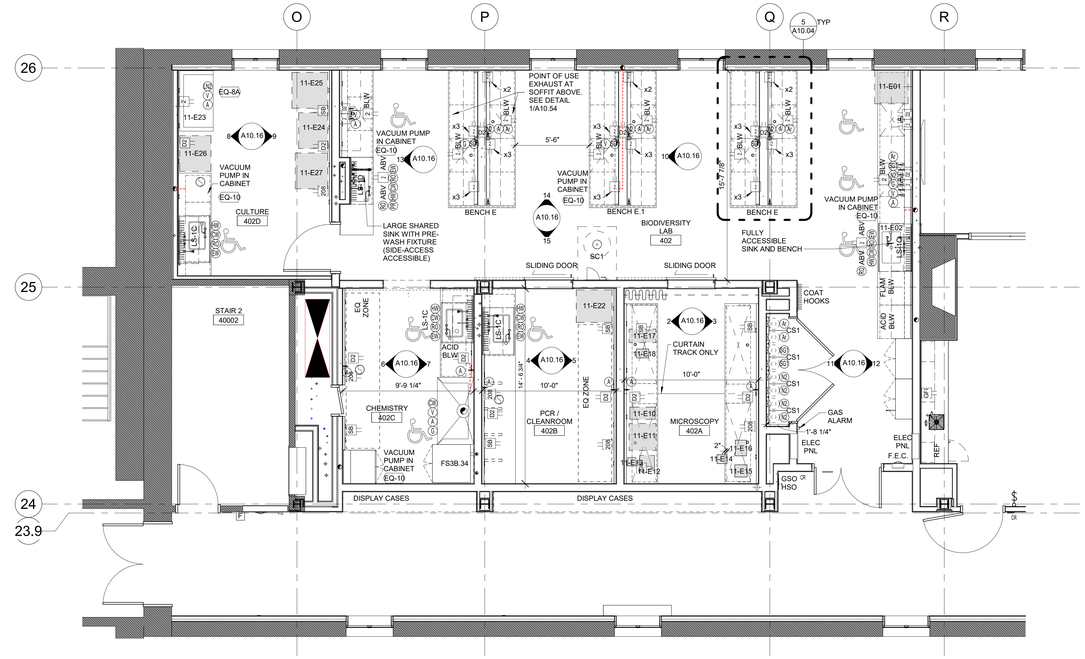

1 ENLARGED LAB PLAN - LEVEL 4 NORTH / GROUP 11 - BIODIVERSITY RESEARCH LAB
1/4" = 1'-0"

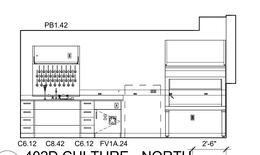

8 402D CULTURE - NORTH
1/4" = 1'-0"

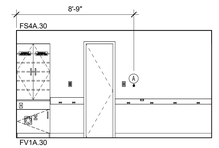

6 402C - CHEMISTRY - NORTH
1/4" = 1'-0"

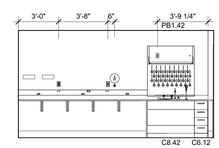

4 402B - PCR/CLEANROOM - NORTH
1/4" = 1'-0"

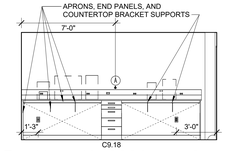

2 402A - MICROSCOPY - NORTH
1/4" = 1'-0"

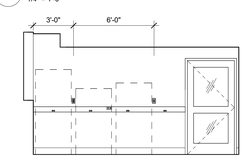

9 402D CULTURE - SOUTH
1/4" = 1'-0"

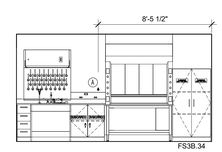

7 402C - CHEMISTRY - SOUTH
1/4" = 1'-0"

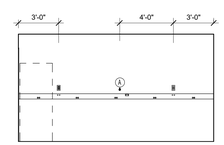

5 402B - PCR/CLEANROOM - SOUTH
1/4" = 1'-0"

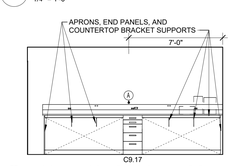

3 402A - MICROSCOPY - SOUTH
1/4" = 1'-0"

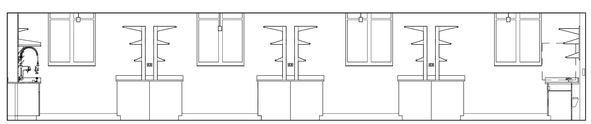

14 402 - MAIN RESEARCH LAB - EAST
1/4" = 1'-0"

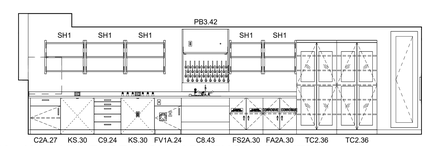

12 402 - ADA RESEARCH LAB BENCH AT ENTRY
1/4" = 1'-0"

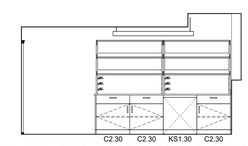

10 402 - TYP. RESEARCH LAB BENCH ELEV
1/4" = 1'-0"

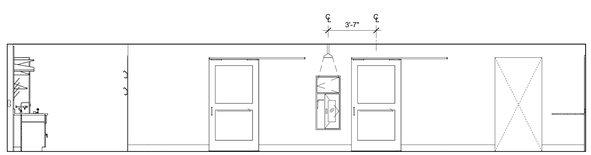

15 402 - MAIN RESEARCH LAB - WEST
1/4" = 1'-0"

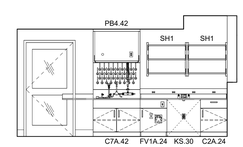

13 402 - RESEARCH LAB BENCH AT END
1/4" = 1'-0"

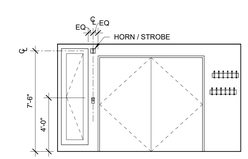

11 402 - ADA RESEARCH LAB AT ENTRY
1/4" = 1'-0"

RENOVATE PLANT SCIENCE BUILDING - PHASE 2
SUCF Project No. 161026-00

236 Tower Road
Ithaca, NY 14853

Cornell CALS College of Agriculture and Life Sciences

SUNY State University Construction Fund

Ellenzweig Architecture | Planning	230 Congress Street Boston, MA 02110 T 617 491-5575
Ryan Biggs Clark Davis Structural Engineers	257 Ushers Road Clifton Park, NY 12065 T 518 406-5506
Salas O'Brien Consulting & Engineering Group of NY, Inc. Mechanical Engineers	300 Trolley Blvd. Rochester, NY 14606 T 585 288-5590
Jade Stone Engineering Electrical Engineers	444 Vanduzee St. Watertown, NY 13601 T 315 836 4062
Watson Engineering Plumbing	4500 State Route 434 Apalachin, NY 13732 T 607 223-4334
DM Engineers Fire Protection Engineers	1007 Yonkers Ave Yonkers, NY 10704 T 929 333-2339
Bell & Spina Building Envelope	215 Wyoming Street S Syracuse, NY 13204 T 315 488-0377
Environ. Design & Research Historic Preservation, Landscape, Civil Engineering	217 Montgomery St, Suite 1000 Syracuse, NY 13202 T 315 471-0688
Schuler Shook Lighting Design	240 W 40th Street, 2nd Floor New York, NY 10018 T 212 439-5650
D2D Green Design Sustainability PH2	10 Hallenbeck Hill East Greenbush, NY 12061 T 518 729-2967
Shen Milsom & Wilke Acoustics, IT, AV, Security	417 Fifth Avenue New York, NY 10016 T 212 725-6800
Watts Architects & Engineers Asbestos, Haz Mat	95 Perry Street, Suite 300 Buffalo, NY 14203 T 716 206-5122
Hastings Consulting Building Code	142 Hanlon Rd Holliston, MA 01746 T 508 397-8417
Ellana Cost Consulting	32 Broadway, Suite 801 New York, NY 10004 T 212971-0936

Notes:

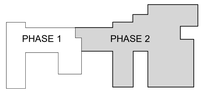

Keyplan

Job Number	31909.00
Drawing By	EC
Checked By	SMe
Filename	
Date	August 31, 2026

Revisions

LEVEL 4 NORTH LAB - ENLARGED PLAN & ELEVATIONS - PHASE 2

REGISTERED ARCHITECT JAMES VINCENT RUSSO 072980-1 STATE OF NEW YORK

BID DOCUMENTS
Scale: 1/4" = 1'-0"

A10.16

2024 Ellenzweig ©

Autodesk Docs://31909 SUCF Cornell Plant Science/31909_Cornell PSB_Arch_R23.rvt 10/14/2026 11:24:14 AM

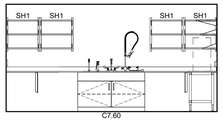

8 G02 - SOIL AND SAMPLE PREP - NORTH
1/4" = 1'-0"

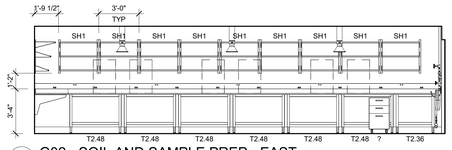

9 G02 - SOIL AND SAMPLE PREP - EAST
1/4" = 1'-0"

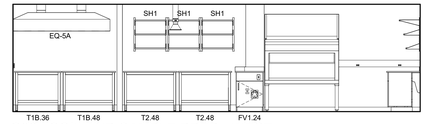

10 G02 - SOIL AND SAMPLE PREP - WEST
1/4" = 1'-0"

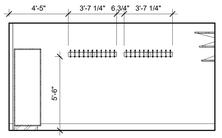

11 G04 - FIELD WORK ROOM - NORTH
1/4" = 1'-0"

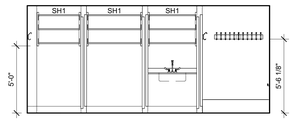

12 G04 - FIELD WORK ROOM - EAST
1/4" = 1'-0"

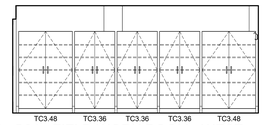

13 G04 - FIELD WORK ROOM - WEST
1/4" = 1'-0"

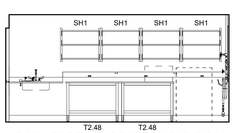

6 G05 - TISSUE GRINDING ROOM - EAST
1/4" = 1'-0"

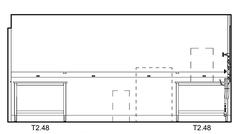

4 G03 - ISOTOPE / NUTRIENT GRINDING ROOM - EAST
1/4" = 1'-0"

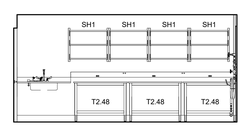

2 G01 - SOIL GRINDING ROOM - EAST
1/4" = 1'-0"

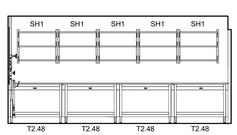

7 G05 - TISSUE GRINDING ROOM - WEST
1/4" = 1'-0"

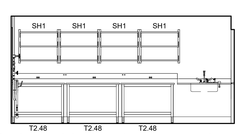

5 G03 - ISOTOPE / NUTRIENT GRINDING ROOM - WEST
1/4" = 1'-0"

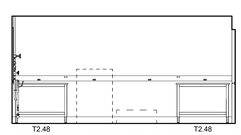

3 G01 - SOIL GRINDING ROOM - WEST
1/4" = 1'-0"

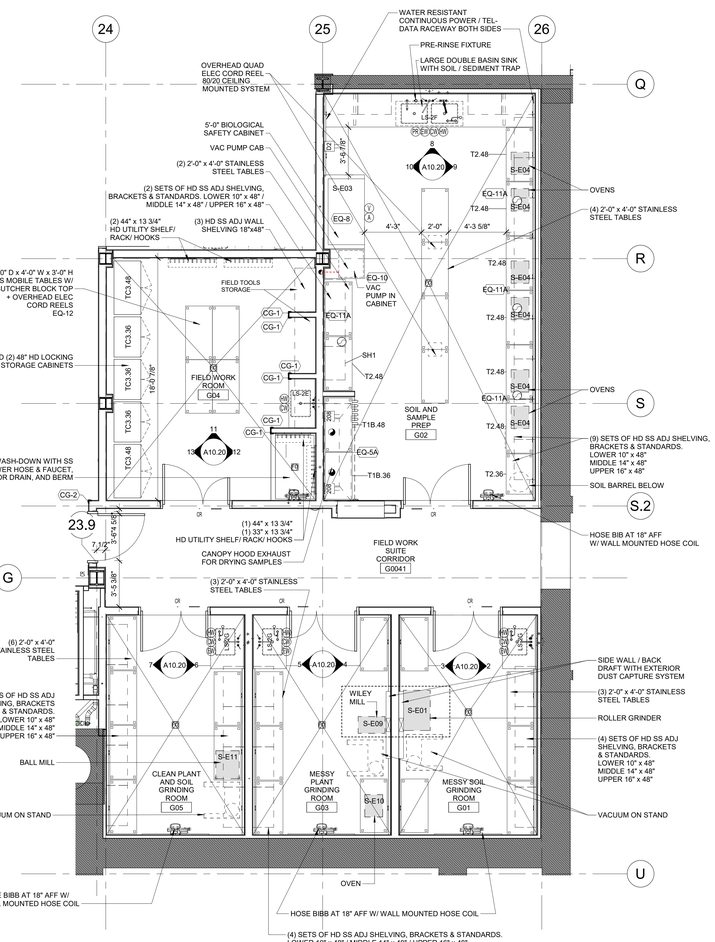

1 GROUND FLOOR - FIELD WORK SUPPORT LABS - ENLARGED PLAN
1/4" = 1'-0"

RENOVATE PLANT SCIENCE BUILDING - PHASE 2
SUCF Project No. 161026-00

236 Tower Road
Ithaca, NY 14853

Cornell CALS College of Agriculture and Life Sciences

SUNY State University Construction Fund

Ellenzweig Architecture | Planning	230 Congress Street Boston, MA 02110 T 617 491-5575
Ryan Biggs Clark Davis Structural Engineers	257 Ushers Road Clifton Park, NY 12065 T 518 406-5506
Salas O'Brien Consulting & Engineering Group of NY, Inc. Mechanical Engineers	300 Trolley Blvd. Rochester, NY 14606 T 585 288-5590
Jade Stone Engineering Electrical Engineers	444 Vanduzee St. Watertown, NY 13601 T 315 836 4062
Watson Engineering Plumbing	4500 State Route 434 Apalachin, NY 13732 T 607 223-4334
DM Engineers Fire Protection Engineers	1007 Yonkers Ave Yonkers, NY 10704 T 929 333-2339
Bell & Spina Building Envelope	215 Wyoming Street S Syracuse, NY 13204 T 315 488-0377
Environ. Design & Research Historic Preservation, Landscape, Civil Engineering	217 Montgomery St, Suite 1000 Syracuse, NY 13202 T 315 471-0688
Schuler Shook Lighting Design	240 W 40th Street, 2nd Floor New York, NY 10018 T 212 439-5650
D2D Green Design Sustainability PH2	10 Hallenbeck Hill East Greenbush, NY 12061 T 518 729-2967
Shen Milsom & Wilke Acoustics, IT, AV, Security	417 Fifth Avenue New York, NY 10016 T 212 725-6800
Watts Architects & Engineers Asbestos, Haz Mat	95 Perry Street, Suite 300 Buffalo, NY 14203 T 716 206-5122
Hastings Consulting Building Code	142 Hanlon Rd Holliston, MA 01746 T 508 397-8417
Ellana Cost Consulting	32 Broadway, Suite 801 New York, NY 10004 T 212971-0936

Notes:

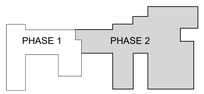

Keyplan

Job Number 31909.00
Drawing By EC
Checked By SMe
Filename
Date August 31, 2026

Revisions

LEVEL G FIELD WORK SUPPORT LABS - ENLARGED PLANS & ELEVATIONS - PHASE 2

BID DOCUMENTS
Scale: 1/4" = 1'-0"

REGISTERED ARCHITECT JAMES VINCENT RUGGIERO 022991-1 STATE OF NEW YORK

A10.20

2024 Ellenzweig ©

10/14/2026 11:24:37 AM
Autodesk Docs://31909 SUCF Cornell Plant Science/31909_Cornell PSB_Arch_R23.rvt

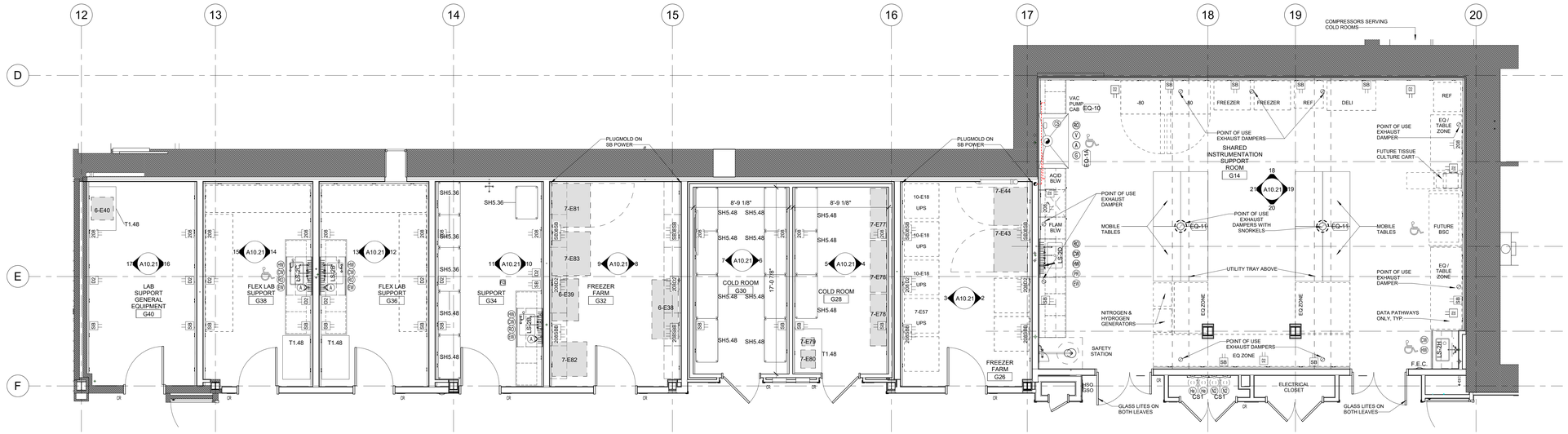

1 GROUND FLOOR - SHARED SUPPORT LABS - ENLARGED PLAN
1/4" = 1'-0"

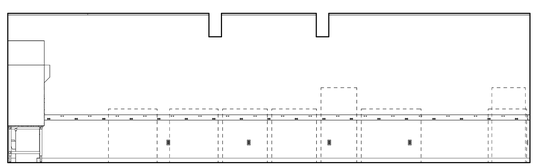

12 G36 - FLEX LAB SUPPORT 1 - EAST
1/4" = 1'-0"

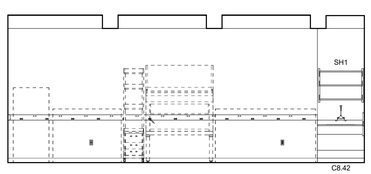

10 G34 - SUPPORT - EAST
1/4" = 1'-0"

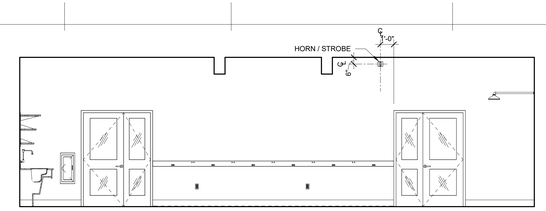

8 G32 - FREEZER FARM - EAST
1/4" = 1'-0"

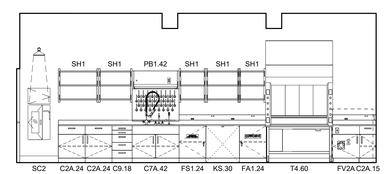

6 G30 - COLD ROOM 2 - EAST
1/4" = 1'-0"

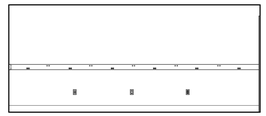

18 G14 - SHARED INSTRUMENTATION SUPPORT - NORTH
1/4" = 1'-0"

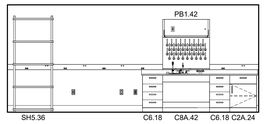

19 G14 - SHARED INSTRUMENTATION SUPPORT- EAST
1/4" = 1'-0"

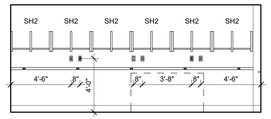

20 G14 - SHARED INSTRUMENTATION SUPPORT - SOUTH
1/4" = 1'-0"

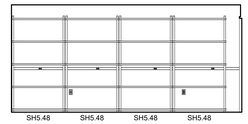

4 G28 - COLD ROOM 1 - EAST
1/4" = 1'-0"

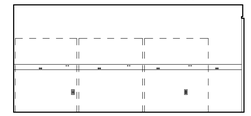

21 G14 - SHARED INSTRUMENTATION SUPPORT - WEST
1/4" = 1'-0"

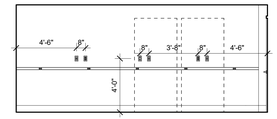

2 G26 - FREEZER FARM - EAST
1/4" = 1'-0"

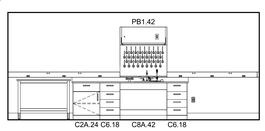

13 G36 - FLEX LAB SUPPORT 1 - WEST
1/4" = 1'-0"

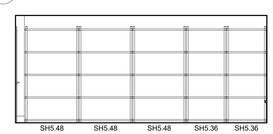

11 G34 - SUPPORT - WEST
1/4" = 1'-0"

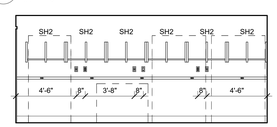

9 G32 - FREEZER FARM - WEST
1/4" = 1'-0"

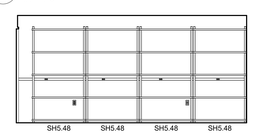

7 G30 - COLD ROOM 2 - WEST
1/4" = 1'-0"

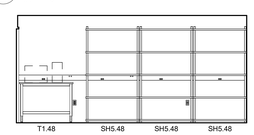

5 G28 - COLD ROOM 1 - WEST
1/4" = 1'-0"

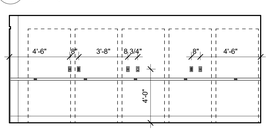

3 G26 - FREEZER - WEST
1/4" = 1'-0"

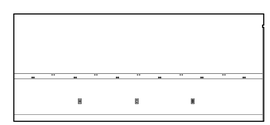

16 G40 - LAB SUPPORT GEN. EQUIPMENT - EAST
1/4" = 1'-0"

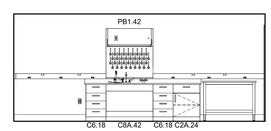

14 G38 - FLEX LAB SUPPORT 2 - EAST
1/4" = 1'-0"

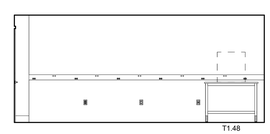

17 G40 - LAB SUPPORT GEN. EQUIPMENT - WEST
1/4" = 1'-0"



15 G38 - FLEX LAB SUPPORT 2 - WEST
1/4" = 1'-0"

RENOVATE PLANT SCIENCE BUILDING - PHASE 2
SUCF Project No. 161026-00
236 Tower Road
Ithaca, NY 14853

Cornell CALS College of Agriculture and Life Sciences

SUNY State University Construction Fund

Ellenzweig Architecture | Planning	230 Congress Street Boston, MA 02110 T 617 491-5575
Ryan Biggs Clark Davis Structural Engineers	257 Ushers Road Clifton Park, NY 12065 T 518 406-5506
Salas O'Brien Consulting & Engineering Group of NY, Inc. Mechanical Engineers	300 Trolley Blvd. Rochester, NY 14606 T 585 288-5590
Jade Stone Engineering Electrical Engineers	444 Vanduzee St. Watertown, NY 13601 T 315 836 4062
Watson Engineering Plumbing	4500 State Route 434 Apalachin, NY 13732 T 607 223-4334
DM Engineers Fire Protection Engineers	1007 Yonkers Ave Yonkers, NY 10704 T 929 333-2339
Bell & Spina Building Envelope	215 Wyoming Street S Syracuse, NY 13204 T 315 488-0377
Environ. Design & Research Historic Preservation, Landscape, Civil Engineering	217 Montgomery St, Suite 1000 Syracuse, NY 13202 T 315 471-0688
Schuler Shook Lighting Design	240 W 40th Street, 2nd Floor New York, NY 10018 T 212 439-5650
D2D Green Design Sustainability PH2	10 Hallenbeck Hill East Greenbush, NY 12061 T 518 729-2967
Shen Milsom & Wilke Acoustics, IT, AV, Security	417 Fifth Avenue New York, NY 10016 T 212 725-6800
Watts Architects & Engineers Asbestos, Haz Mat	95 Perry Street, Suite 300 Buffalo, NY 14203 T 716 206-5122
Hastings Consulting Building Code	142 Hanlon Rd Holliston, MA 01746 T 508 397-8417
Ellana Cost Consulting	32 Broadway, Suite 801 New York, NY 10004 T 212971-0936

Notes:

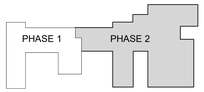

Keyplan

Job Number	31909.00
Drawing By	EC
Checked By	SMe
Filename	
Date	August 31, 2026

Revisions

LEVEL G SHARED LAB SUPPORT - ENLARGED PLANS & ELEVATIONS - PHASE 2

BID DOCUMENTS
Scale: 1/4" = 1'-0"

REGISTERED ARCHITECT STEPHEN VINCENT MILLER 022901 STATE OF NEW YORK

A10.21

2024 Ellenzweig ©

10/14/2026 11:25:09 AM

Autodesk Docs://31909 SUCF Cornell Plant Sciences/31909_Cornell PS BS_Arch_R23.rvt

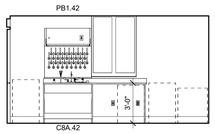

3 304 - SMALL AUTOCLAVE - WEST
1/4" = 1'-0"

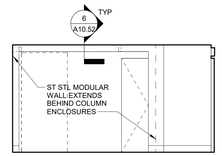

2 304 - SMALL AUTOCLAVE - EAST
1/4" = 1'-0"

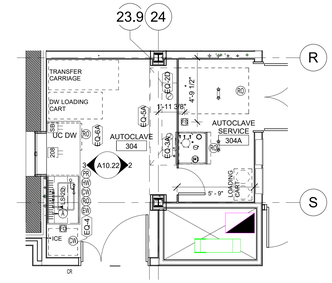

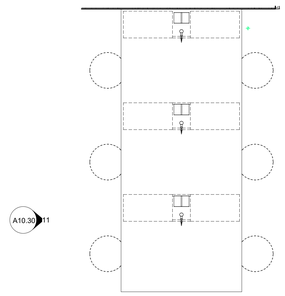

12 PLANT PHYSIOLOGY STUDENT TABLE
1/2" = 1'-0"

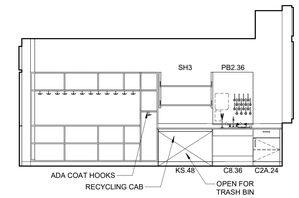

6 PLANT PHYSIOLOGY - WEST ELEVATION
1/4" = 1'-0"

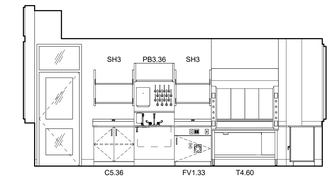

5 PLANT PHYSIOLOGY - EAST ELEVATION
1/4" = 1'-0"

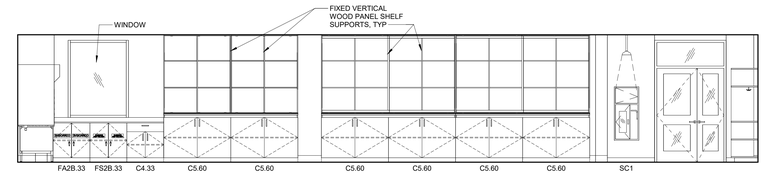

4 PLANT PHYSIOLOGY - SOUTH ELEVATION - SLIDING MARKERBOARDS NOT SHOWN
1/4" = 1'-0"

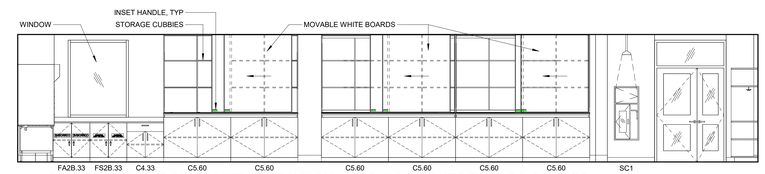

3 PLANT PHYSIOLOGY - SOUTH ELEVATION - SLIDING MARKERBOARDS OPENED
1/4" = 1'-0"

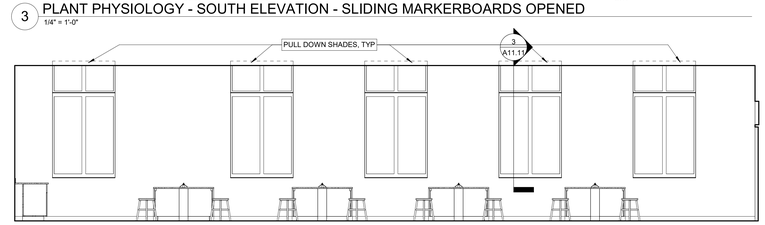

2 PLANT PHYSIOLOGY TEACHING LAB - NORTH ELEVATION
1/4" = 1'-0"

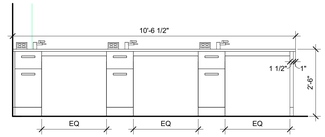

11 PLANT PHYSIOLOGY TABLE ELEVATION
1/2" = 1'-0"

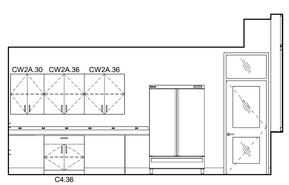

10 PLANT PHYSIOLOGY PREP LAB - WEST ELEVATION
1/4" = 1'-0"

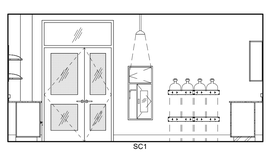

8 PLANT PHYSIOLOGY PREP LAB - SOUTH ELEVATION
1/4" = 1'-0"

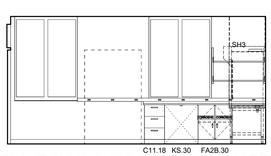

9 PLANT PHYSIOLOGY PREP LAB - NORTH ELEVATION
1/4" = 1'-0"

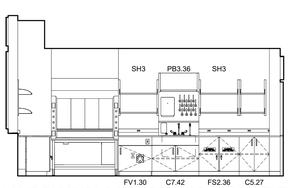

7 PLANT PHYSIOLOGY PREP LAB - EAST ELEVATION
1/4" = 1'-0"

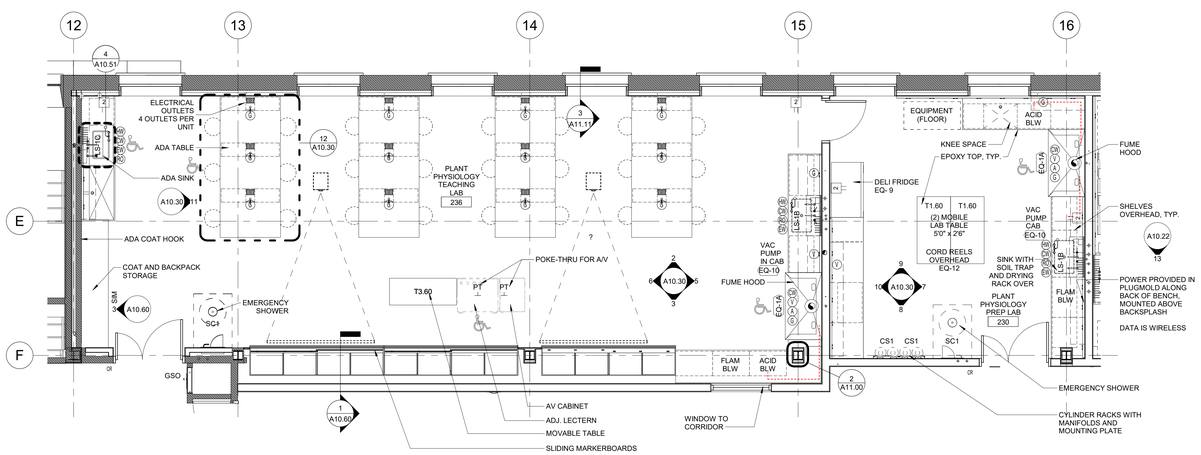

1 PLANT PHYSIOLOGY TEACHING LAB + PREP ROOM
1/4" = 1'-0"

RENOVATE PLANT SCIENCE
BUILDING - PHASE 2
SUCF Project No. 161026-00

236 Tower Road
Ithaca, NY 14853

Cornell CALS College of Agriculture and Life Sciences

SUNY State University Construction Fund

Ellenzweig Architecture | Planning	230 Congress Street Boston, MA 02110 T 617 491-5575
Ryan Biggs Clark Davis Structural Engineers	257 Ushers Road Clifton Park, NY 12065 T 518 406-5506
Salas O'Brien Consulting & Engineering Group of NY, Inc. Mechanical Engineers	300 Trolley Blvd. Rochester, NY 14606 T 585 288-5590
Jade Stone Engineering Electrical Engineers	444 Vanduzee St. Watertown, NY 13601 T 315 836 4062
Watson Engineering Plumbing	4500 State Route 434 Apalachin, NY 13732 T 607 223-4334
DM Engineers Fire Protection Engineers	1007 Yonkers Ave Yonkers, NY 10704 T 929 333-2339
Bell & Spina Building Envelope	215 Wyoming Street S Syracuse, NY 13204 T 315 488-0377
Environ. Design & Research Historic Preservation, Landscape, Civil Engineering	217 Montgomery St, Suite 1000 Syracuse, NY 13202 T 315 471-0688
Schuler Shook Lighting Design	240 W 40th Street, 2nd Floor New York, NY 10018 T 212 439-5650
D2D Green Design Sustainability PH2	10 Hallenbeck Hill East Greenbush, NY 12061 T 518 729-2967
Shen Milsom & Wilke Acoustics, IT, AV, Security	417 Fifth Avenue New York, NY 10016 T 212 725-6800
Watts Architects & Engineers Asbestos, Haz Mat	95 Perry Street, Suite 300 Buffalo, NY 14203 T 716 206-5122
Hastings Consulting Building Code	142 Hanlon Rd Holliston, MA 01746 T 508 397-8417
Ellana Cost Consulting	32 Broadway, Suite 801 New York, NY 10004 T 212971-0936

Notes:

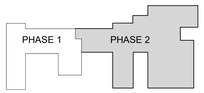

Keyplan

Job Number 31909.00
Drawing By EC
Checked By SMe
Filename
Date August 31, 2026

Revisions

PLANT PHYSIOLOGY LAB
& SUPPORT SPACES -
WET LAB - PHASE 2

REGISTERED ARCHITECT
CHRISTOPHER VINCENT ELLENZWEIG
022901-1
STATE OF NEW YORK

BID DOCUMENTS
Scale: As indicated

A10.30

2024 Ellenzweig ©

10/14/2026 11:25:53 AM

Autodesk Docs://31909 SUCF Cornell Plant Science/31909_Cornell PSB_Arch_R23.rvt

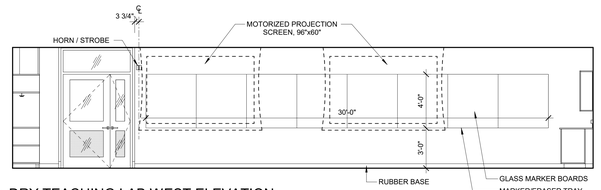

6 DRY TEACHING LAB WEST ELEVATION
1/4" = 1'-0"

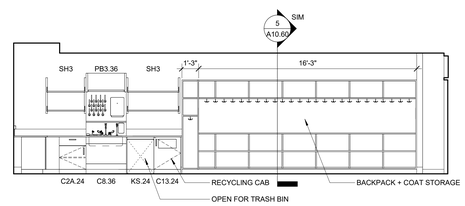

5 DRY TEACHING LAB SOUTH ELEVATION
1/4" = 1'-0"

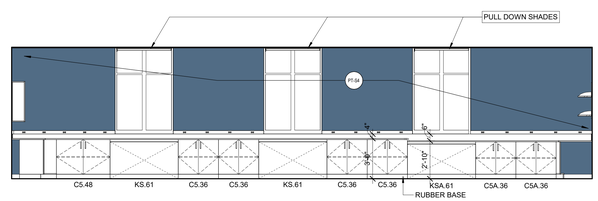

4 DRY TEACHING LAB EAST ELEVATION
1/4" = 1'-0"

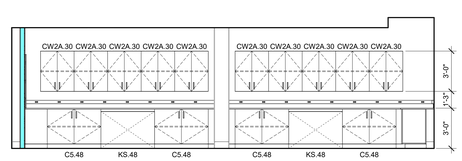

3 DRY TEACHING LAB NORTH ELEVATION
1/4" = 1'-0"

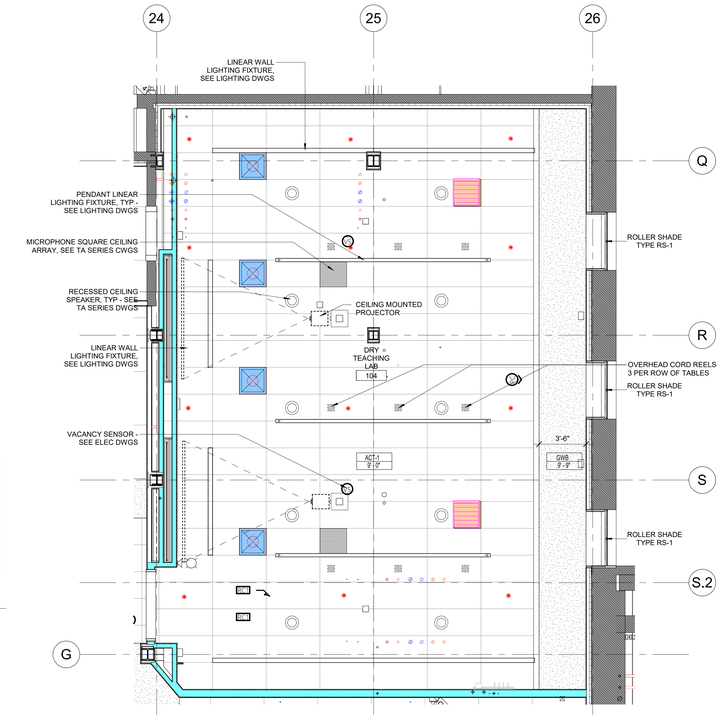

2 FIRST FLOOR DRY TEACHING LAB 104 REFLECTED CEILING PLAN
1/4" = 1'-0"

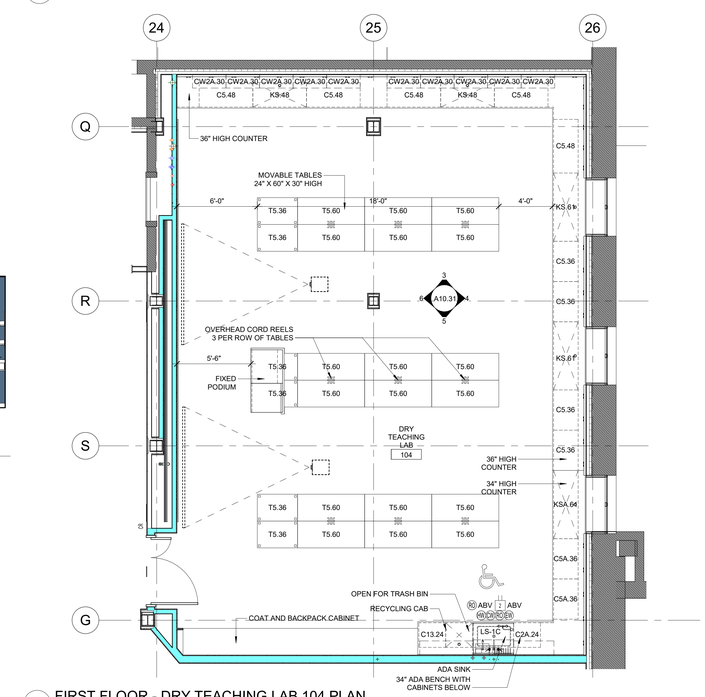

1 FIRST FLOOR - DRY TEACHING LAB 104 PLAN
1/4" = 1'-0"

RENOVATE PLANT SCIENCE BUILDING - PHASE 2
SUCF Project No. 161026-00

236 Tower Road
Ithaca, NY 14853

Cornell CALS College of Agriculture and Life Sciences

SUNY State University Construction Fund

Ellenzweig Architecture | Planning	230 Congress Street Boston, MA 02110 T 617 491-5575
Ryan Biggs Clark Davis Structural Engineers	257 Ushers Road Clifton Park, NY 12065 T 518 406-5506
Salas O'Brien Consulting & Engineering Group of NY, Inc. Mechanical Engineers	300 Trolley Blvd. Rochester, NY 14606 T 585 288-5590
Jade Stone Engineering Electrical Engineers	444 Vanduzee St. Watertown, NY 13601 T 315 836 4062
Watson Engineering Plumbing	4500 State Route 434 Apalachin, NY 13732 T 607 223-4334
DM Engineers Fire Protection Engineers	1007 Yonkers Ave Yonkers, NY 10704 T 929 333-2339
Bell & Spina Building Envelope	215 Wyoming Street S Syracuse, NY 13204 T 315 488-0377
Environ. Design & Research Historic Preservation, Landscape, Civil Engineering	217 Montgomery St, Suite 1000 Syracuse, NY 13202 T 315 471-0688
Schuler Shook Lighting Design	240 W 40th Street, 2nd Floor New York, NY 10018 T 212 439-5650
D2D Green Design Sustainability PH2	10 Hallenbeck Hill East Greenbush, NY 12061 T 518 729-2967
Shen Milsom & Wilke Acoustics, IT, AV, Security	417 Fifth Avenue New York, NY 10016 T 212 725-6800
Watts Architects & Engineers Asbestos, Haz Mat	95 Perry Street, Suite 300 Buffalo, NY 14203 T 716 206-5122
Hastings Consulting Building Code	142 Hanlon Rd Holliston, MA 01746 T 508 397-8417
Ellana Cost Consulting	32 Broadway, Suite 801 New York, NY 10004 T 212971-0936

Notes:

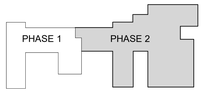

Keyplan

Job Number 31909.00
Drawing By EC
Checked By SMe
Filename
Date August 31, 2026

Revisions

DRY TEACHING LAB - PHASE 2

REGISTERED ARCHITECT JAMES VINCENT RUSSO 022901-1 STATE OF NEW YORK

BID DOCUMENTS
Scale: 1/4" = 1'-0"

A10.31

2024 Ellenzweig ©

10/14/2025 11:26:09 AM

Autodesk Docs://31909 SUCF Cornell Plant Science/31909_Cornell PSB_Arch_R23.rvt

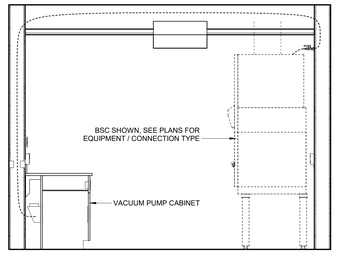

6 VACUUM PUMP LINE ROUTING DETAIL
1/2" = 1'-0"

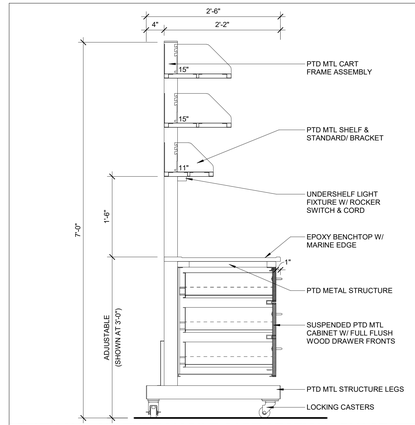

5 TISSUE CULTURE MOBILE CART SECTION - PHASE 2
1" = 1'-0"

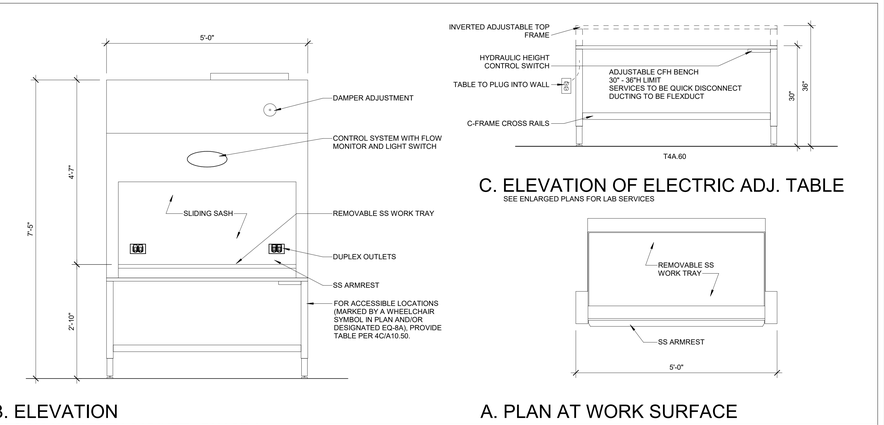

B. ELEVATION

C. ELEVATION OF ELECTRIC ADJ. TABLE
SEE ENLARGED PLANS FOR LAB SERVICES

A. PLAN AT WORK SURFACE

4 BSC-1 - BIOLOGICAL SAFETY CABINET - PHASE 2
3/4" = 1'-0"

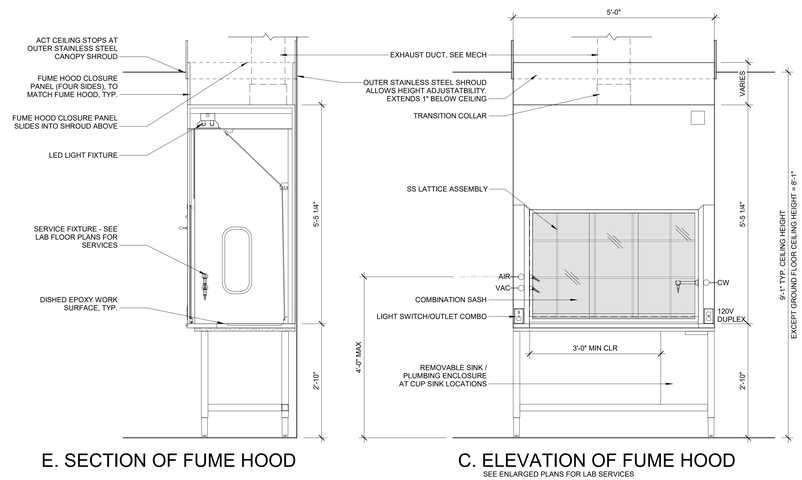

E. SECTION OF FUME HOOD

C. ELEVATION OF FUME HOOD
SEE ENLARGED PLANS FOR LAB SERVICES

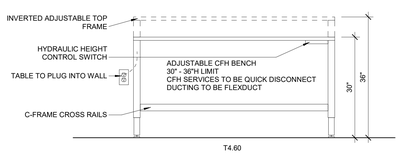

D. ELEVATION OF ELECTRIC ADJ. TABLE

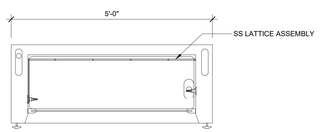

B. PLAN AT FUME HOOD

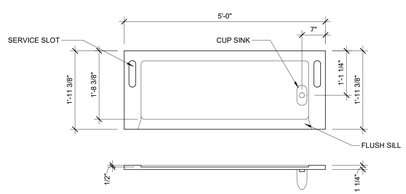

A. PLAN & SECTION OF EPOXY TOP

3 5'-0" WIDE ACCESSIBLE FUME HOOD - PHASE 2
3/4" = 1'-0"

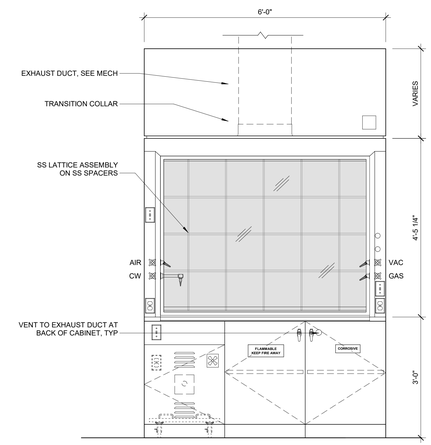

C. ELEVATION
SEE ENLARGED PLANS FOR LAB SERVICES

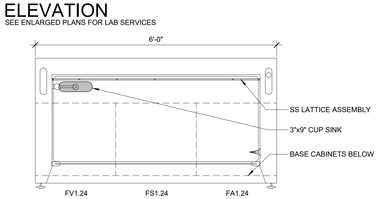

B. PLAN AT FUME HOOD

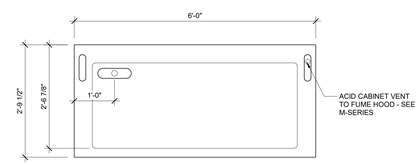

A. PLAN AT EPOXY TOP

2 6'-0" WIDE FUME HOOD - PHASE 2
3/4" = 1'-0"

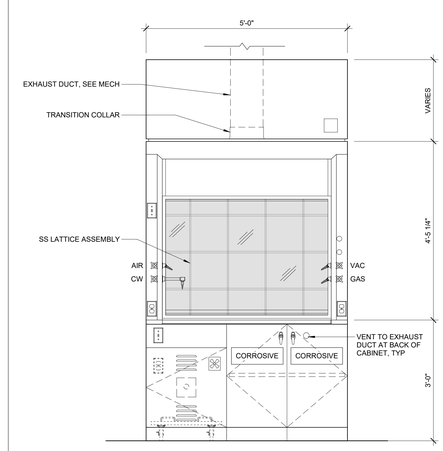

C. ELEVATION
SEE ENLARGED PLANS FOR LAB SERVICES

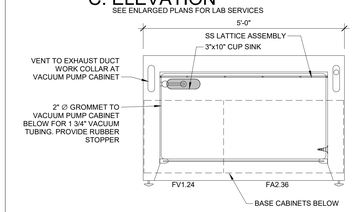

B. PLAN AT FUME HOOD

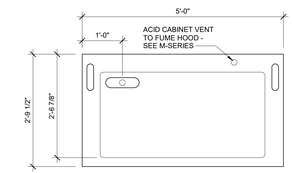

A. PLAN AT EPOXY TOP

1 5'-0" WIDE FUME HOOD - PHASE 2
3/4" = 1'-0"

RENOVATE PLANT SCIENCE BUILDING - PHASE 2
SUCF Project No. 161026-00
236 Tower Road
Ithaca, NY 14853

Cornell CALS College of Agriculture and Life Sciences
SUNY State University Construction Fund

Ellenzweig Architecture | Planning	230 Congress Street Boston, MA 02110 T 617 491-5575
Ryan Biggs Clark Davis Structural Engineers	257 Ushers Road Clifton Park, NY 12065 T 518 406-5506
Salas O'Brien Consulting & Engineering Group of NY, Inc. Mechanical Engineers	300 Trolley Blvd. Rochester, NY 14606 T 585 288-5590
Jade Stone Engineering Electrical Engineers	444 Vanduzee St. Watertown, NY 13601 T 315 836 4062
Watson Engineering Plumbing	4500 State Route 434 Apalachin, NY 13732 T 607 223-4334
DM Engineers Fire Protection Engineers	1007 Yonkers Ave Yonkers, NY 10704 T 929 333-2339
Bell & Spina Building Envelope	215 Wyoming Street S Syracuse, NY 13204 T 315 488-0377
Environ. Design & Research Historic Preservation, Landscape, Civil Engineering	217 Montgomery St, Suite 1000 Syracuse, NY 13202 T 315 471-0688
Schuler Shook Lighting Design	240 W 40th Street, 2nd Floor New York, NY 10018 T 212 439-5650
D2D Green Design Sustainability PH2	10 Hallenbeck Hill East Greenbush, NY 12061 T 518 729-2967
Shen Milsom & Wilke Acoustics, IT, AV, Security	417 Fifth Avenue New York, NY 10016 T 212 725-6800
Watts Architects & Engineers Asbestos, Haz Mat	95 Perry Street, Suite 300 Buffalo, NY 14203 T 716 206-5122
Hastings Consulting Building Code	142 Hanlon Rd Holliston, MA 01746 T 508 397-8417
Ellana Cost Consulting	32 Broadway, Suite 801 New York, NY 10004 T 212971-0936

Notes:

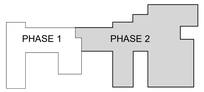

Keyplan

Job Number 31909.00
Drawing By EC
Checked By SMe
Filename
Date August 31, 2026

Revisions

FUME HOOD AND BSC TYPES - PHASE 2

REGISTERED ARCHITECT JAMES VINCENT RIGGS 022891-1 STATE OF NEW YORK

BID DOCUMENTS
Scale: As indicated

A10.50

2024 Ellenzweig ©

10/14/2026 11:26:17 AM
Autodesk Docs://31909 SUCF Cornell Plant Science/31909_Cornell PSB_Arch_R23.rvt

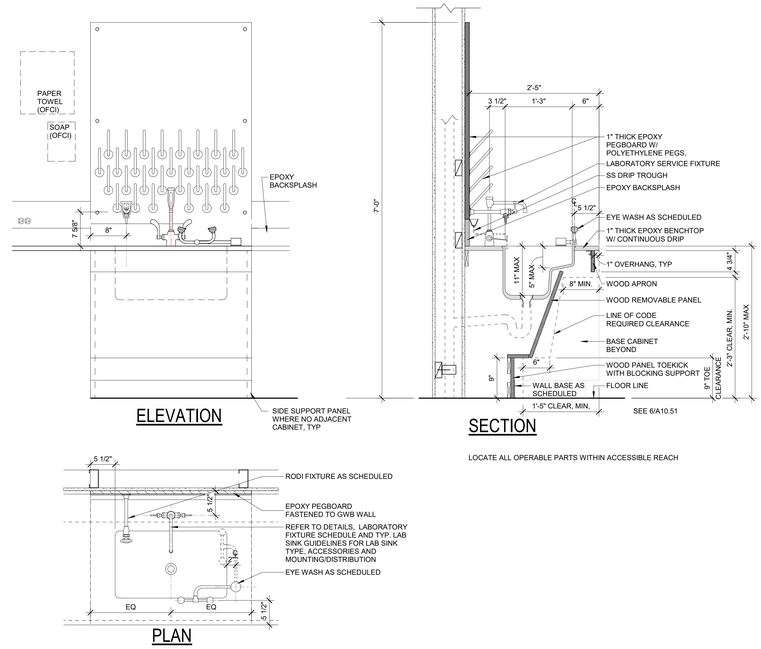

4 TYP SECTION AT SINK WITH PEGBOARD AND WOOD FRONT - ADA - PHASE 2 - LS-1C@TEACHING LAB
1" = 1'-0"

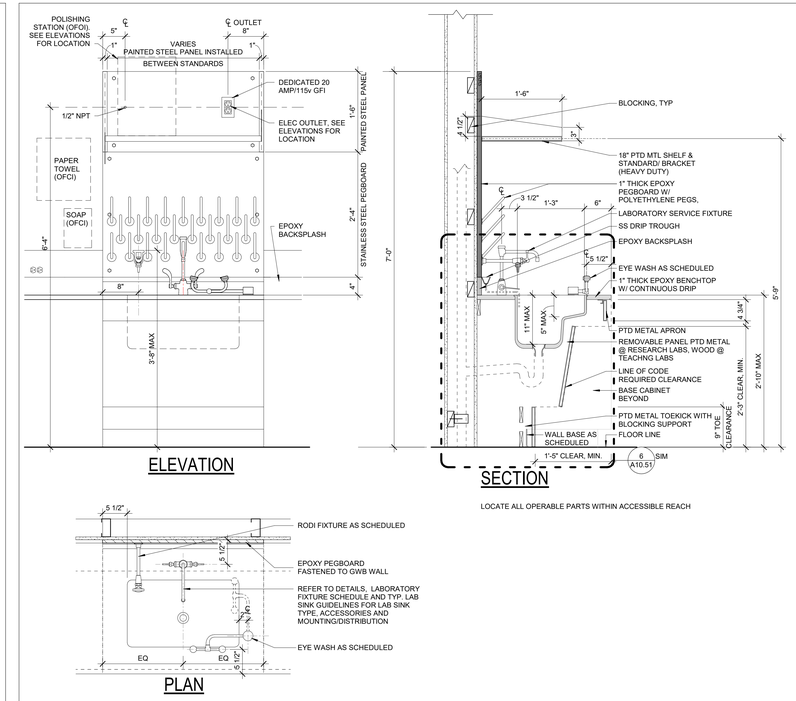

2 TYP SECTION AT SINK WITH PEGBOARD - ADA - PHASE 2 - LS-1C
1" = 1'-0"

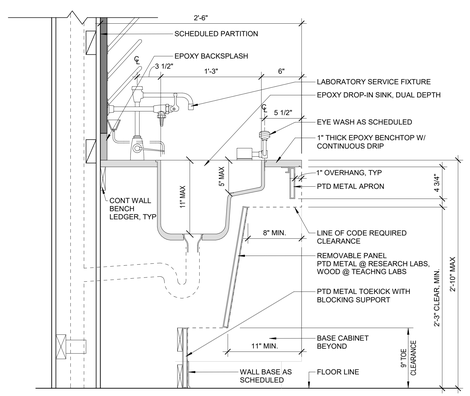

6 TYP SINK SECTION AT INTERIOR WALL - ADA - PHASE 2
1 1/2" = 1'-0"

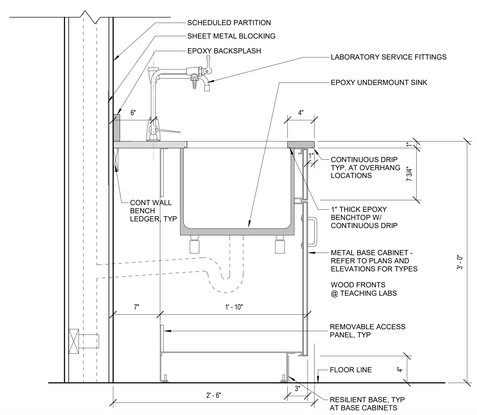

5 TYP SINK SECTION AT INTERIOR WALL - PHASE 2
1 1/2" = 1'-0"

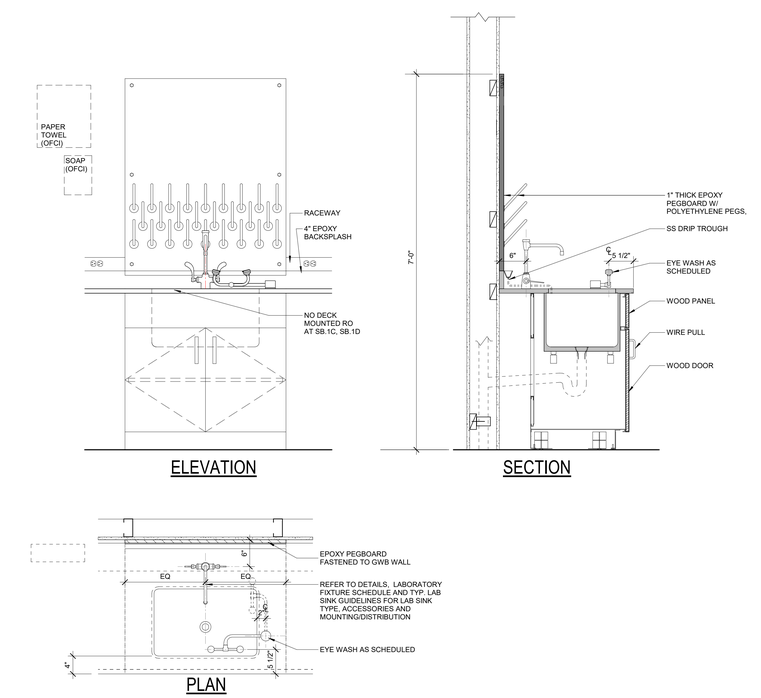

3 TEACHING LAB SINK SECTION - PHASE 2 - LS-1B
1" = 1'-0"

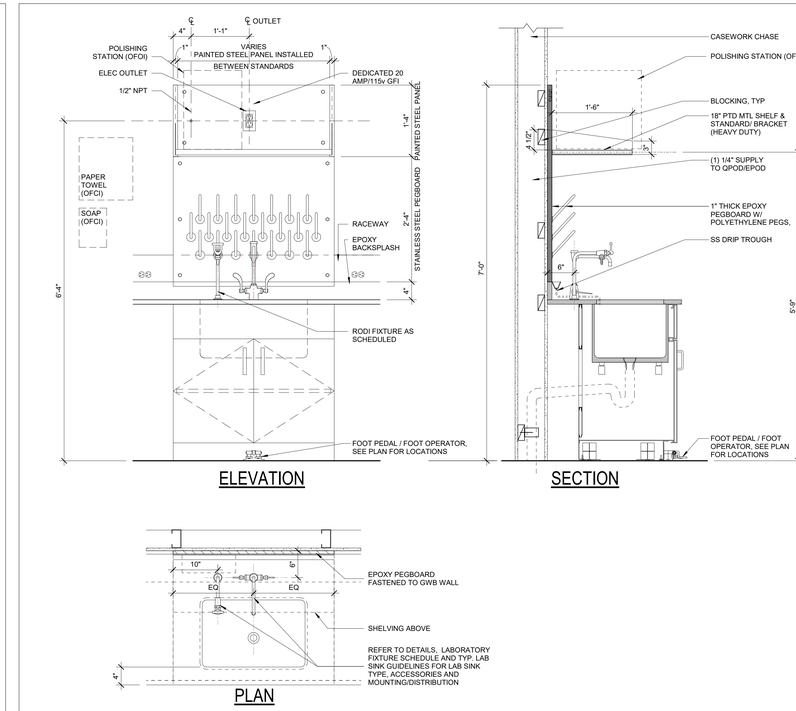

1 TYP SINK SECTION - PURE WATER - PHASE 2 - LS-1A
1" = 1'-0"

RENOVATE PLANT SCIENCE BUILDING - PHASE 2
SUCF Project No. 161026-00

236 Tower Road
Ithaca, NY 14853

Cornell CALS College of Agriculture and Life Sciences

SUNY State University Construction Fund

Ellenzweig Architecture | Planning	230 Congress Street Boston, MA 02110 T 617 491-5575
Ryan Biggs Clark Davis Structural Engineers	257 Ushers Road Clifton Park, NY 12065 T 518 406-5506
Salas O'Brien Consulting & Engineering Group of NY, Inc. Mechanical Engineers	300 Trolley Blvd. Rochester, NY 14606 T 585 288-5590
Jade Stone Engineering Electrical Engineers	444 Vanduzee St. Watertown, NY 13601 T 315 836 4062
Watson Engineering Plumbing	4500 State Route 434 Apalachin, NY 13732 T 607 223-4334
DM Engineers Fire Protection Engineers	1007 Yonkers Ave Yonkers, NY 10704 T 929 333-2339
Bell & Spina Building Envelope	215 Wyoming Street S Syracuse, NY 13204 T 315 488-0377
Environ. Design & Research Historic Preservation, Landscape, Civil Engineering	217 Montgomery St, Suite 1000 Syracuse, NY 13202 T 315 471-0688
Schuler Shook Lighting Design	240 W 40th Street, 2nd Floor New York, NY 10018 T 212 439-5650
D2D Green Design Sustainability PH2	10 Hallenbeck Hill East Greenbush, NY 12061 T 518 729-2967
Shen Milsom & Wilke Acoustics, IT, AV, Security	417 Fifth Avenue New York, NY 10016 T 212 725-6800
Watts Architects & Engineers Asbestos, Haz Mat	95 Perry Street, Suite 300 Buffalo, NY 14203 T 716 206-5122
Hastings Consulting Building Code	142 Hanlon Rd Holliston, MA 01746 T 508 397-8417
Ellana Cost Consulting	32 Broadway, Suite 801 New York, NY 10004 T 212971-0936

Notes:

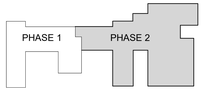

Keyplan

Job Number	31909.00
Drawing By	EC
Checked By	SMe
Filename	
Date	August 31, 2026

Revisions

LAB DETAILS - PHASE 2

REGISTERED ARCHITECT THOMAS VINCENT ROSSI 022901 STATE OF NEW YORK

BID DOCUMENTS
Scale: As indicated

A10.51

2024 Ellenzweig ©

Autodesk Docs://31909 SUCF Cornell Plant Sciences/31909_Cornell PSB_Arch_R23.rvt
10/14/2026 11:26:24 AM

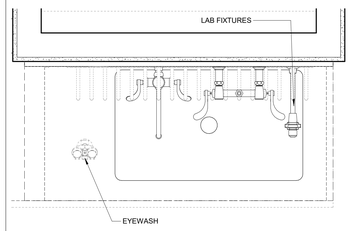

7 TYP SINK PLAN AT LAB PRE-RINSE SINK - PH 2
1 1/2" = 1'-0"

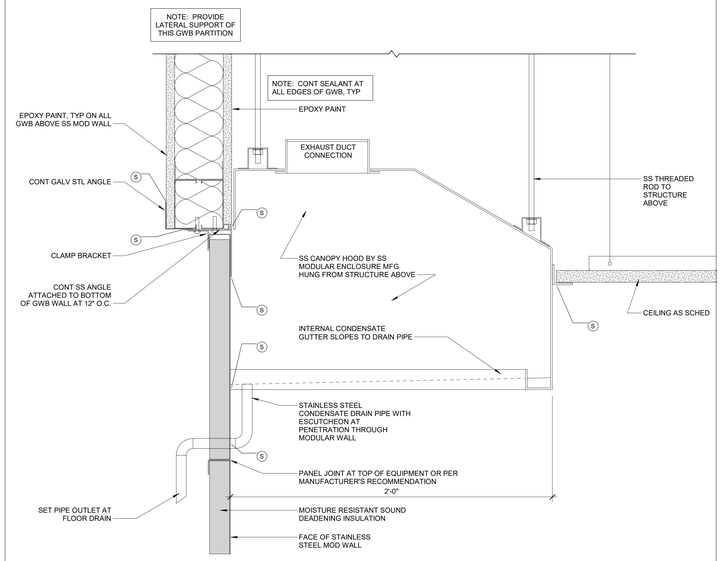

6 SECTION AT SS EXHAUST CANOPY HOOD - PHASE 2
3" = 1'-0"

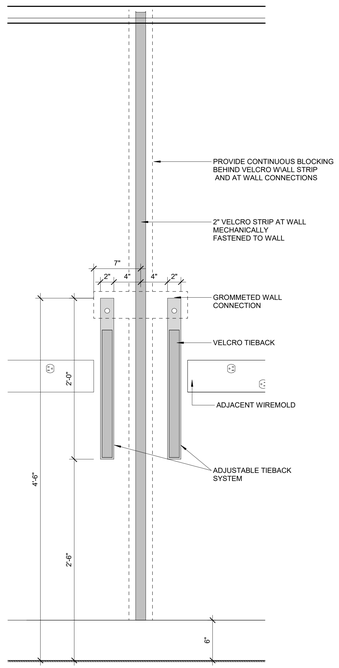

4 CURTAIN JAMB & TIEBACK DETAIL - PHASE 2
1 1/2" = 1'-0"

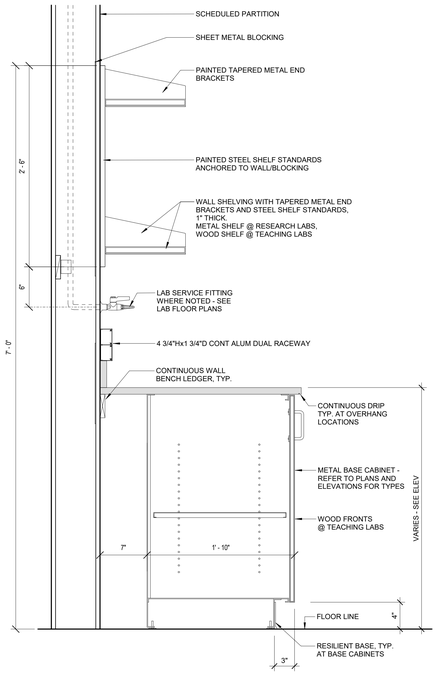

2 TYP SECTION AT WALL BENCH - ADJ SHELVES - PHASE 2
1 1/2" = 1'-0"

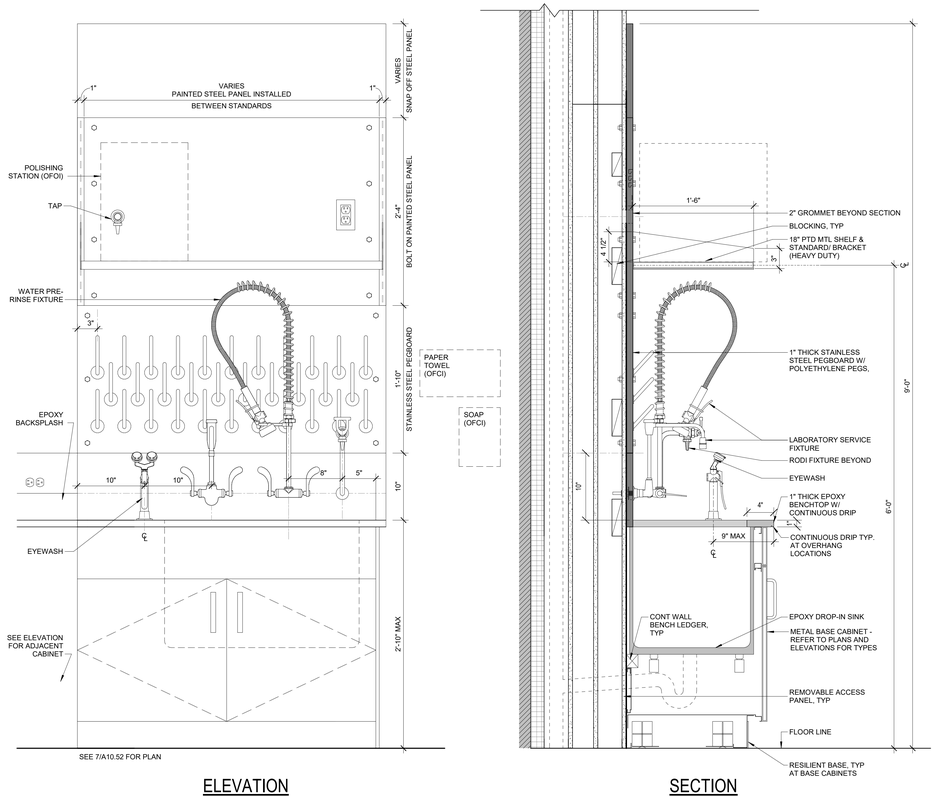

5 TYP SINK SECTION AT RESEARCH LAB PRE-RINSE SINK - PHASE 2
1 1/2" = 1'-0"

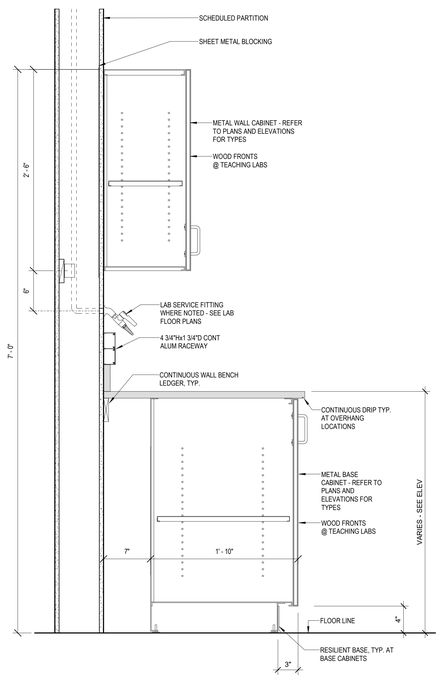

3 TYP SECTION AT WALL BENCH - BASE AND UPPER CABINET - PHASE 2
1 1/2" = 1'-0"

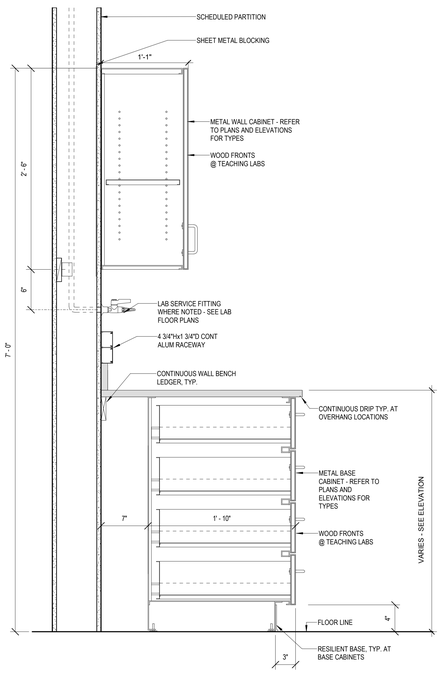

1 TYP SECTION AT WALL BENCH - DRAWERS AND UPPER CABINET - PH 2
1 1/2" = 1'-0"

RENOVATE PLANT SCIENCE BUILDING - PHASE 2
SUCF Project No. 161026-00

236 Tower Road
Ithaca, NY 14853

Cornell CALS College of Agriculture and Life Sciences

SUNY State University Construction Fund

Ellenzweig Architecture | Planning	230 Congress Street Boston, MA 02110 T 617 491-5575
Ryan Biggs Clark Davis Structural Engineers	257 Ushers Road Clifton Park, NY 12065 T 518 406-5506
Salas O'Brien Consulting & Engineering Group of NY, Inc. Mechanical Engineers	300 Trolley Blvd. Rochester, NY 14606 T 585 288-5590
Jade Stone Engineering Electrical Engineers	444 Vanduzee St. Watertown, NY 13601 T 315 836 4062
Watson Engineering Plumbing	4500 State Route 434 Apalachin, NY 13732 T 607 223-4334
DM Engineers Fire Protection Engineers	1007 Yonkers Ave Yonkers, NY 10704 T 929 333-2339
Bell & Spina Building Envelope	215 Wyoming Street S Syracuse, NY 13204 T 315 488-0377
Environ. Design & Research Historic Preservation, Landscape, Civil Engineering	217 Montgomery St, Suite 1000 Syracuse, NY 13202 T 315 471-0688
Schuler Shook Lighting Design	240 W 40th Street, 2nd Floor New York, NY 10018 T 212 439-5650
D2D Green Design Sustainability PH2	10 Hallenbeck Hill East Greenbush, NY 12061 T 518 729-2967
Shen Milsom & Wilke Acoustics, IT, AV, Security	417 Fifth Avenue New York, NY 10016 T 212 725-6800
Watts Architects & Engineers Asbestos, Haz Mat	95 Perry Street, Suite 300 Buffalo, NY 14203 T 716 206-5122
Hastings Consulting Building Code	142 Hanlon Rd Holliston, MA 01746 T 508 397-8417
Ellana Cost Consulting	32 Broadway, Suite 801 New York, NY 10004 T 212971-0936

Notes:

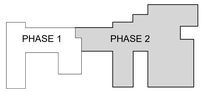

Keyplan

Job Number 31909.00
Drawing By EC
Checked By SMe
Filename
Date August 31, 2026

Revisions

LAB DETAILS - PHASE 2

BID DOCUMENTS
Scale: As indicated

A10.52

2024 Ellenzweig ©

Autodesk Docs://31909 SUCF Cornell Plant Science/31909_Cornell PSB_Arch_R23.rvt 10/14/2026 11:26:36 AM

MAIN RESEARCH LAB

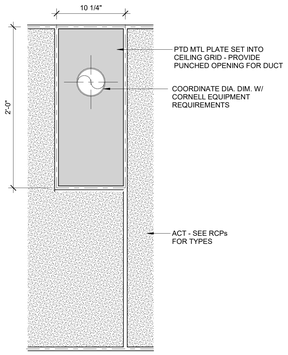

DEDICATED SUPPORT LAB

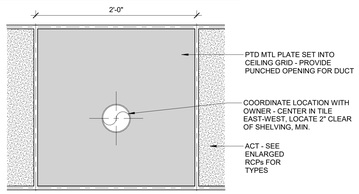

13 VENT DET.-CEILING CONNECTION @LABS - PLAN - PHASE 2
1 1/2" = 1'-0"

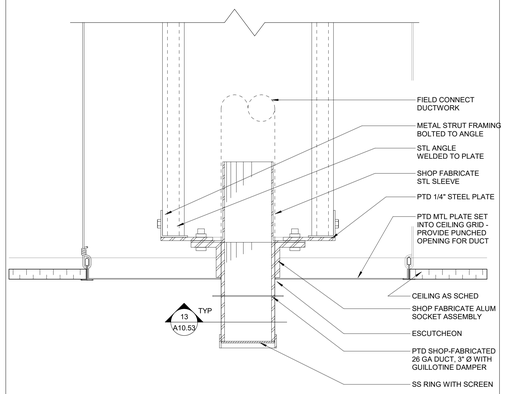

12 EXTRACTION DETAIL AT CEILING CONNECTION AT LABS - PHASE 2
3" = 1'-0"

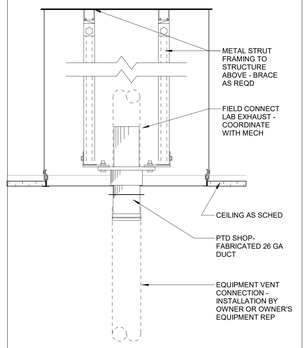

11 EXTRACTION DETAIL AT LABS - PH 2
1 1/2" = 1'-0"

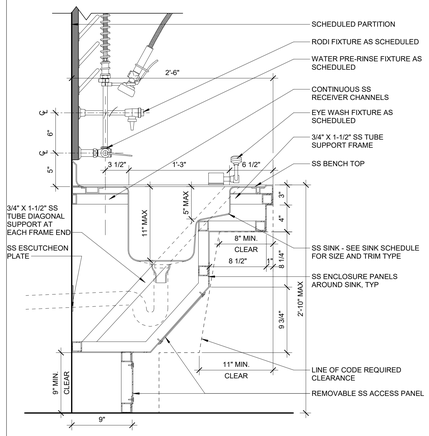

10 SS WALL MTD BENCH DETAIL W/ ACCESSIBLE SINK - PH 2
1 1/2" = 1'-0"

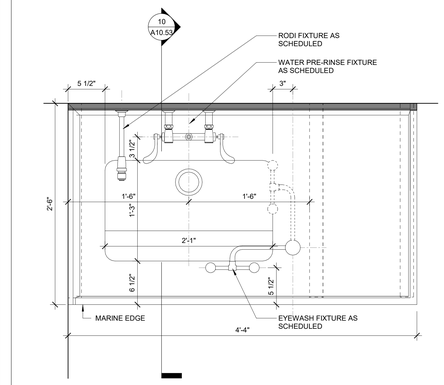

9 SS SINK BASE - ACCESSIBLE - PHASE 2
1 1/2" = 1'-0"

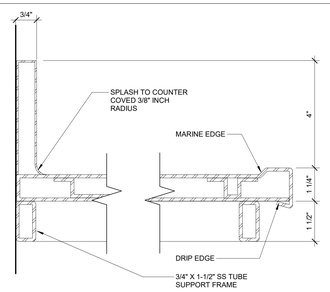

7 SS BENCHTOP DETAIL W/ MARINE EDGE - PHASE 2
6" = 1'-0"

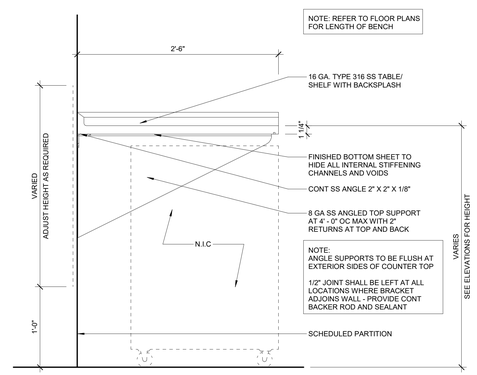

6 SS BENCH SHELF DETAIL - PHASE 2
1 1/2" = 1'-0"

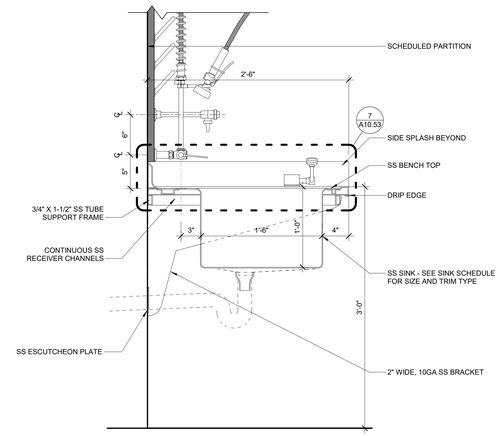

5 SS WALL MTD BENCH DETAIL W/ SINK - PHASE 2
1 1/2" = 1'-0"

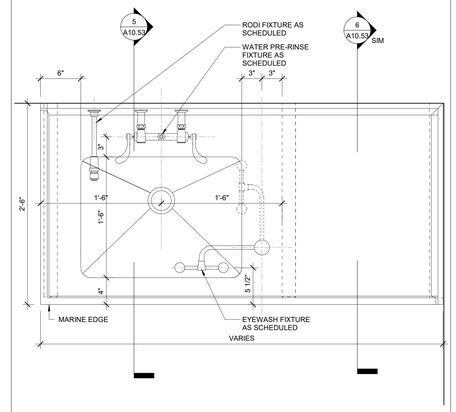

4 SS SINK BASE - PHASE 2
1 1/2" = 1'-0"

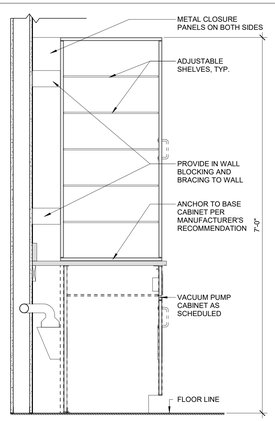

8 VACUUM/FLAM CAB. STACK DETAIL - TYP. AT WALL - PH 2
1" = 1'-0"

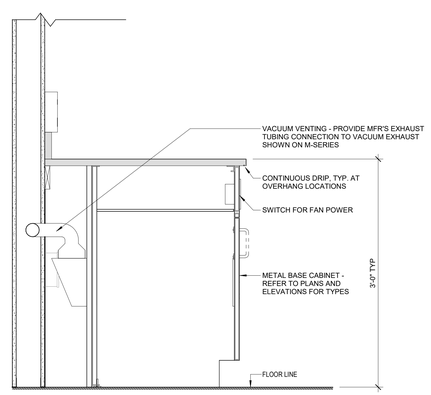

3 VACUUM CABINET DETAIL - TYP. AT WALL - PHASE 2
1 1/2" = 1'-0"

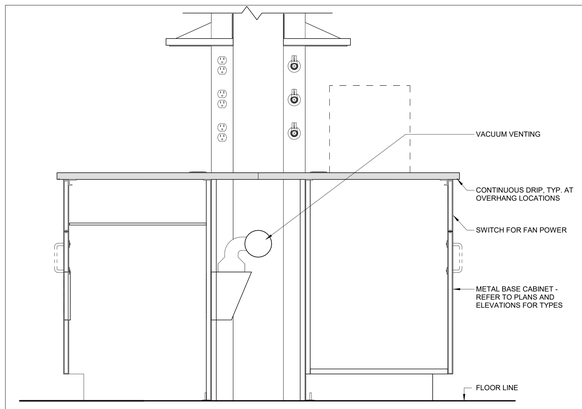

2 VACUUM CABINET DETAIL - RESEARCH LAB CENTER BENCH - PHASE 2
1 1/2" = 1'-0" SEE ENLARGED PLANS AND ELEVATIONS FOR CABINETS AND FIXTURES

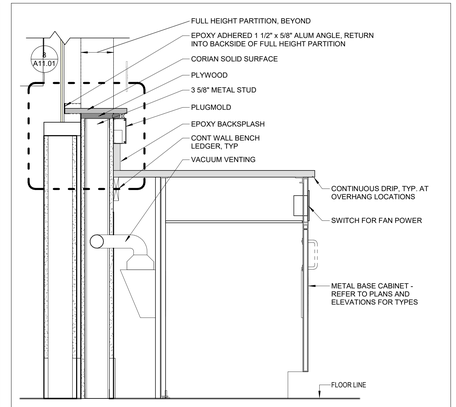

1 VACUUM CAB. DETAIL - RESEARCH LAB ADA BENCH - PH 2
1 1/2" = 1'-0" SEE ENLARGED PLANS AND ELEVATIONS FOR CABINETS AND FIXTURES

RENOVATE PLANT SCIENCE BUILDING - PHASE 2
SUCF Project No. 161026-00

236 Tower Road
Ithaca, NY 14853

Cornell CALS College of Agriculture and Life Sciences
SUNY State University Construction Fund

Ellenzweig Architecture | Planning	230 Congress Street Boston, MA 02110 T 617 491-5575
Ryan Biggs Clark Davis Structural Engineers	257 Ushers Road Clifton Park, NY 12065 T 518 406-5506
Salas O'Brien Consulting & Engineering Group of NY, Inc. Mechanical Engineers	300 Trolley Blvd. Rochester, NY 14606 T 585 288-5590
Jade Stone Engineering Electrical Engineers	444 Vanduzee St. Watertown, NY 13601 T 315 836 4062
Watson Engineering Plumbing	4500 State Route 434 Apalachin, NY 13732 T 607 223-4334
DM Engineers Fire Protection Engineers	1007 Yonkers Ave Yonkers, NY 10704 T 929 333-2339
Bell & Spina Building Envelope	215 Wyoming Street S Syracuse, NY 13204 T 315 488-0377
Environ. Design & Research Historic Preservation, Landscape, Civil Engineering	217 Montgomery St, Suite 1000 Syracuse, NY 13202 T 315 471-0688
Schuler Shook Lighting Design	240 W 40th Street, 2nd Floor New York, NY 10018 T 212 439-5650
D2D Green Design Sustainability PH2	10 Hallenbeck Hill East Greenbush, NY 12061 T 518 729-2967
Shen Milsom & Wilke Acoustics, IT, AV, Security	417 Fifth Avenue New York, NY 10016 T 212 725-6800
Watts Architects & Engineers Asbestos, Haz Mat	95 Perry Street, Suite 300 Buffalo, NY 14203 T 716 206-5122
Hastings Consulting Building Code	142 Hanlon Rd Holliston, MA 01746 T 508 397-8417
Ellana Cost Consulting	32 Broadway, Suite 801 New York, NY 10004 T 212971-0936

Notes:

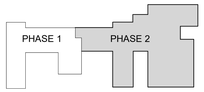

Keyplan

Job Number	31909.00
Drawing By	EC
Checked By	SMe
Filename	
Date	August 31, 2026

Revisions

LAB DETAILS - PHASE 2

BID DOCUMENTS
Scale: As indicated

REGISTERED ARCHITECT JAMES ROBERT BIGGS 022991-1 STATE OF NEW YORK

A10.53

2024 Ellenzweig ©

Autodesk Docs://31909 SUCF Cornell Plant Science/31909_Cornell PSB_Arch_R23.rvt
10/14/2026 11:26:50 AM

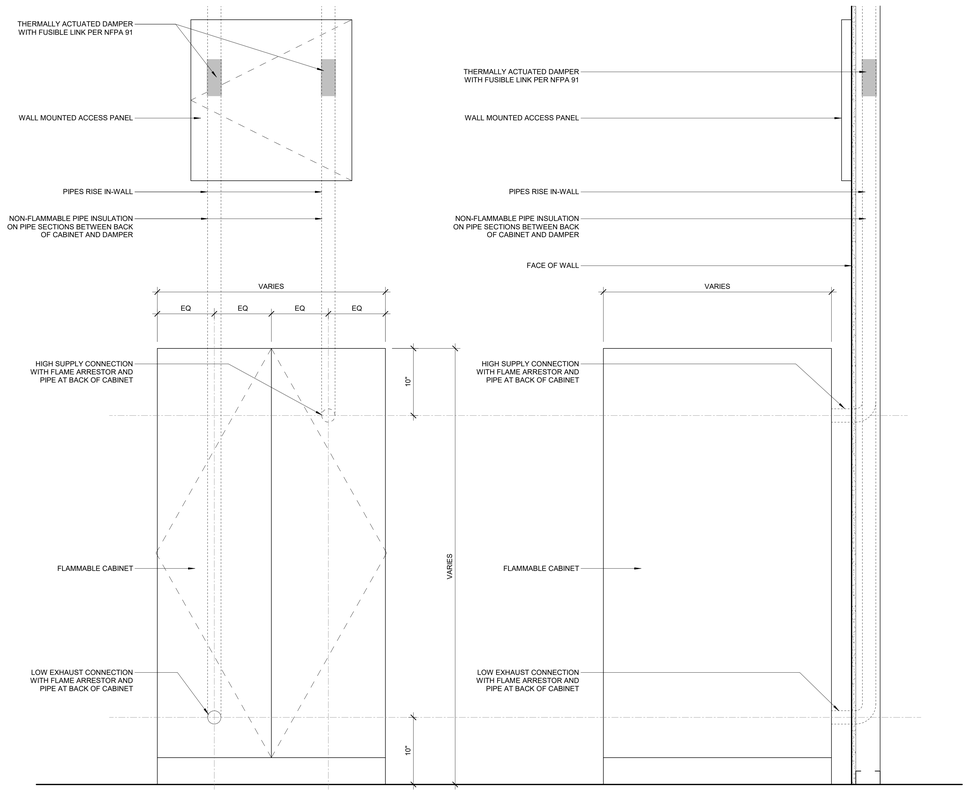

FRONT

SIDE

4 VENTING FLAMMABLE CABINET-DUAL VENT (FS3B)
1 1/2" = 1'-0"

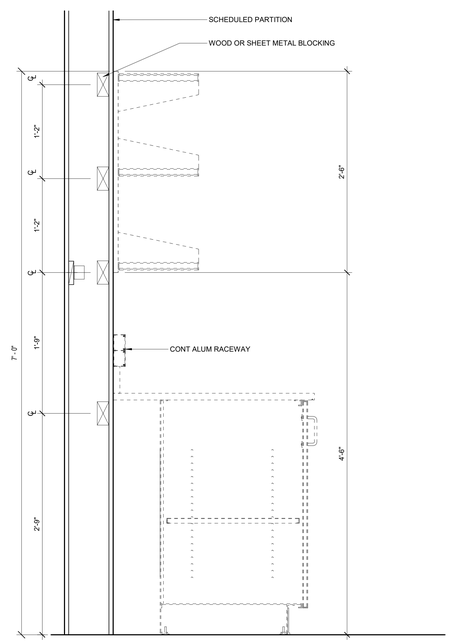

3 BLOCKING SECTION AT WALL BENCH - ADJ SHELVES - PHASE 2
1 1/2" = 1'-0"

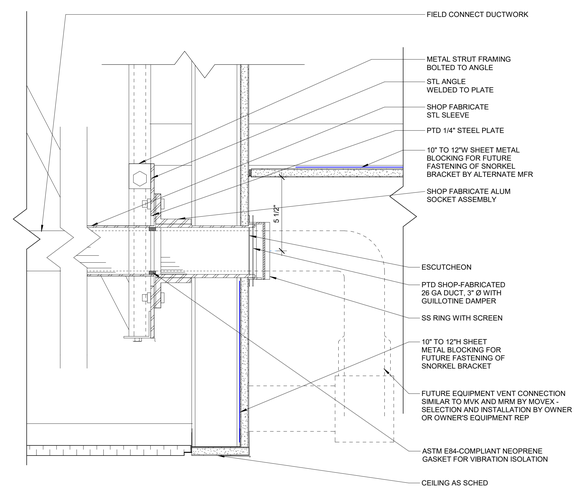

2 EXTRACTION DETAIL AT SOFFIT - ENLARGED PHASE 2
3" = 1'-0"

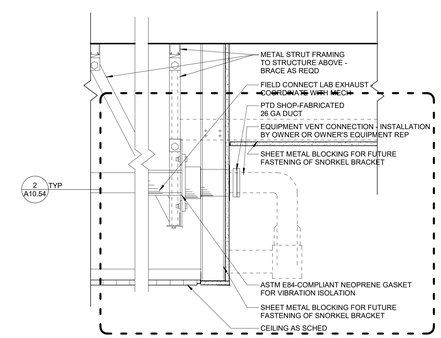

1 EXTRACTION DETAIL AT SOFFIT PHASE 2
1 1/2" = 1'-0"

RENOVATE PLANT SCIENCE BUILDING - PHASE 2

SUCF Project No. 161026-00

236 Tower Road
Ithaca, NY 14853

Cornell CALS College of Agriculture and Life Sciences

SUNY State University Construction Fund

Ellenzweig Architecture | Planning	230 Congress Street Boston, MA 02110 T 617 491-5575
Ryan Biggs Clark Davis Structural Engineers	257 Ushers Road Clifton Park, NY 12065 T 518 406-5506
Salas O'Brien Consulting & Engineering Group of NY, Inc. Mechanical Engineers	300 Trolley Blvd. Rochester, NY 14606 T 585 288-5590
Jade Stone Engineering Electrical Engineers	444 Vanduzee St. Watertown, NY 13601 T 315 836 4062
Watson Engineering Plumbing	4500 State Route 434 Apalachin, NY 13732 T 607 223-4334
DM Engineers Fire Protection Engineers	1007 Yonkers Ave Yonkers, NY 10704 T 929 333-2339
Bell & Spina Building Envelope	215 Wyoming Street S Syracuse, NY 13204 T 315 488-0377
Environ. Design & Research Historic Preservation, Landscape, Civil Engineering	217 Montgomery St, Suite 1000 Syracuse, NY 13202 T 315 471-0688
Schuler Shook Lighting Design	240 W 40th Street, 2nd Floor New York, NY 10018 T 212 439-5650
D2D Green Design Sustainability PH2	10 Hallenbeck Hill East Greenbush, NY 12061 T 518 729-2967
Shen Milsom & Wilke Acoustics, IT, AV, Security	417 Fifth Avenue New York, NY 10016 T 212 725-6800
Watts Architects & Engineers Asbestos, Haz Mat	95 Perry Street, Suite 300 Buffalo, NY 14203 T 716 206-5122
Hastings Consulting Building Code	142 Hanlon Rd Holliston, MA 01746 T 508 397-8417
Ellana Cost Consulting	32 Broadway, Suite 801 New York, NY 10004 T 212971-0936

Notes:

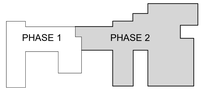

Keyplan

Job Number	31909.00
Drawing By	Author
Checked By	Checker
Filename	
Date	August 31, 2026

Revisions

LAB DETAILS - PHASE 2

REGISTERED ARCHITECT VINCENT J. ELLENZWEIG 022901 STATE OF NEW YORK

BID DOCUMENTS
Scale: As indicated

A10.54

2024 Ellenzweig ©

Autodesk Docs://31909 SUCF Cornell Plant Sciences/31909_Cornell PSB_Arch_R23.rvt
10/14/2026 11:26:56 AM

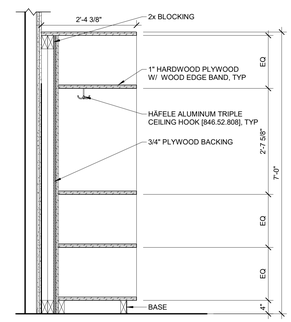

5 COAT STORAGE SECTION - PHASE 2
3/4" = 1'-0"

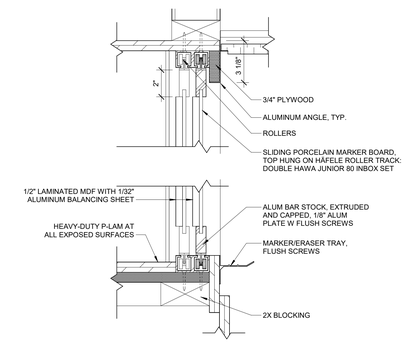

2 SLIDING MARKER BOARD DETAIL @ MICRO STORAGE - PH 2
3" = 1'-0"

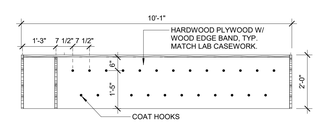

4 COAT STORAGE HOOK LAYOUT - PHASE 2
1/2" = 1'-0"

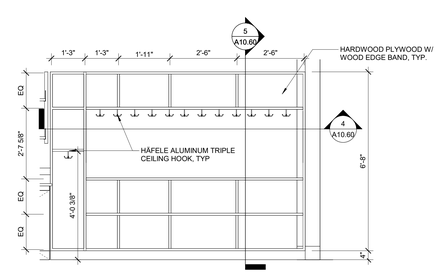

3 COAT STORAGE ELEVATION - PHASE 2
1/2" = 1'-0"

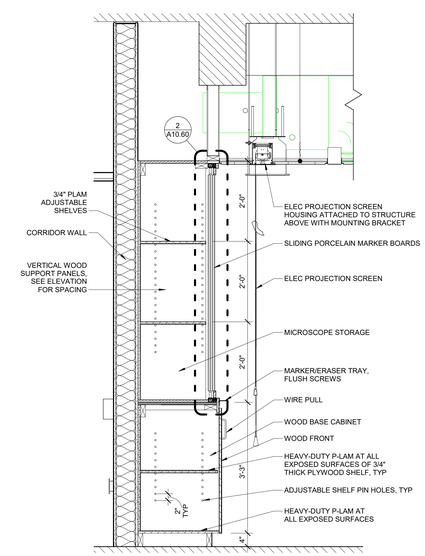

1 MICRO STOR + SLIDING MB SECTION - PHASE 2
3/4" = 1'-0"

RENOVATE PLANT SCIENCE
BUILDING - PHASE 2

SUCF Project No. 161026-00

236 Tower Road
Ithaca, NY 14853

Cornell CALS College of Agriculture and Life Sciences

SUNY State University Construction Fund

Ellenzweig Architecture | Planning	230 Congress Street Boston, MA 02110 T 617 491-5575
Ryan Biggs Clark Davis Structural Engineers	257 Ushers Road Clifton Park, NY 12065 T 518 406-5506
Salas O'Brien Consulting & Engineering Group of NY, Inc. Mechanical Engineers	300 Trolley Blvd. Rochester, NY 14606 T 585 288-5590
Jade Stone Engineering Electrical Engineers	444 Vanduzee St. Watertown, NY 13601 T 315 836 4062
Watson Engineering Plumbing	4500 State Route 434 Apalachin, NY 13732 T 607 223-4334
DM Engineers Fire Protection Engineers	1007 Yonkers Ave Yonkers, NY 10704 T 929 333-2339
Bell & Spina Building Envelope	215 Wyoming Street S Syracuse, NY 13204 T 315 488-0377
Environ. Design & Research Historic Preservation, Landscape, Civil Engineering	217 Montgomery St, Suite 1000 Syracuse, NY 13202 T 315 471-0688
Schuler Shook Lighting Design	240 W 40th Street, 2nd Floor New York, NY 10018 T 212 439-5650
D2D Green Design Sustainability PH2	10 Hallenbeck Hill East Greenbush, NY 12061 T 518 729-2967
Shen Milsom & Wilke Acoustics, IT, AV, Security	417 Fifth Avenue New York, NY 10016 T 212 725-6800
Watts Architects & Engineers Asbestos, Haz Mat	95 Perry Street, Suite 300 Buffalo, NY 14203 T 716 206-5122
Hastings Consulting Building Code	142 Hanlon Rd Holliston, MA 01746 T 508 397-8417
Ellana Cost Consulting	32 Broadway, Suite 801 New York, NY 10004 T 212971-0936

Notes:

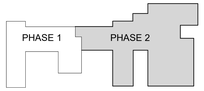

Keyplan

Job Number	31909.00
Drawing By	EC
Checked By	SMe
Filename	
Date	August 31, 2026

Revisions

PLANT PATHOLOGY LAB &
SUPPORT SPACES
DETAILS - WET LAB -
PHASE 2

REGISTERED ARCHITECT
JAMES VINCENT RIGGIO
022901
STATE OF NEW YORK

BID DOCUMENTS
Scale: As indicated

A10.60

2024 Ellenzweig ©

10/14/2026 11:27:08 AM

Autodesk Docs://31909 SUCF Cornell Plant Sciences/31909_Cornell PSB_Arch_R23.rvt

New York State College of Agriculture and Life Sciences at Cornell University

Plant Science Building
State University Construction Fund Project No. 161026-00
Group 5 - Sustainable Crop Production

ELLENZWEIG

Laboratory Equipment Schedule

5 - Sustnble Crop Lvl G-East

PLUG & PLAY	Plug & play equipment is equipment requiring small floor/benchtop space and no utility connections (Exhaust, Lab Services, Special grounding, etc.) beyond standard 110v power. This will typically include small equipment such as printers, computers, scanners, benchtop centrifuges, water baths, Gel Rigs, etc.

Date: 14-Oct-26

ID	Equipment	Manufacturer and Model	Provided by/ Installed by	Quantity Total	Quantity Exist	Quantity New	Size (inches) W	Size (inches) D	Size (inches) H	Existing Building	Existing Room #	Plug & Play? Place (X)	Mounting Location	Vent/ Exhaus...	Air (PSI)	CO (PSI)	CO2 (PSI)	Gas (PSI)	LN2	N2 (PSI)	O2 (PSI)	V (Hg)	SG 1 (PSI)	SG 2 (PSI)	SG 3 (PSI)	RODI	PW (1,2,3)	CW	PCW Deg...	HW	Lab	Flr.	Wall	110v	208v	460v	Hard Wired	EM	BMS	T/D	Architectural Notes	Plumbing and Electrical Notes / Questions
Room...																																									
Room Name: Wet Main Research Lab # G20																																									
EQ-1	Fume Hood		CFCI	1		1	60	39.25	76				F	X	X			X				X						X			X										
EQ-1A	Fume Hood (Accessible)		CFCI	1		1	60	39.25	76				F	X	X			X				X						X			X										
5-E02	Water purifier		OFCI	1									S													X	S														
EQ-10	Vacuum Pump System	VacuuBrand ME 4C NT +2AK	CFCI	3										X																											
Room Name: Dedicated Equipment Support Lab #G15																																									
5-E03	-80 Freezer	SX Series Ultra-Low Freezer Model: TSX70086V	OFCI	1		1	38	45.2	78				F																					230v/50Hz		X					
5-E04	-20 Freezer	TSX Series High-Performance Freezers, Model: TSX3020FV	OFCI	1		1	29	30	58				F																					230v		x					
5-E05	3-Door Cooler	Kratos Cooler-3 section-short term sample storage, Model:69K-814		1		1	81	80	32				F																					208v/230v/60Hz/ 1 Ph. 4 wire (NEMA L14-20)							* Requires a current protected, designated circuit
5-E06	Small Freezer		OFCI	1	1		24	24	38				F																							X					
5-E07	reagent small refrigerator		OFCI	1	1		20	20	34				F																							X					
Room Name: Dedicated Microscopy Support LabRG17																																									
5-E08	Micobial Incubator	Heratherm IGS750 - Microbiological Incubator General Protocol 26.4 cu. ft. / 747 Liter - Model: 51029333	OFCI	1		1	31	50	61				F				X?																	120v/60 Hz/1500 W/12.5 A/Nema 5-15 US							2 unit stacked system-can have 2 temperature
Room Name: Dedicated PCR Support LabRG19																																									
5-E09	Biosafety cabinet		OFCI	1		1	54	32	92				F		X							X																		4'-6' wide in master mix prep-no plant-clean area	
EQ-8A	**New BSC stand for 5-E09**		**CFCI**	**1**		**1**	**54**	**32**					**F**																												
5-E10	Roche MagNA Pure 96 System		OFCI	1		1	53.5	32	39.5				F																											needs cabinet base/table so unit at workable height ; unsure if included; assume final height to be around 72 inches; see picture. Place on one side of the room, the PCR equip on the other side	
EQ-10	Vacuum Pump System	VacuuBrand ME 4C NT +2AK		1										X																											
Room Name: Dedicated Flexible Support Lab #G21																																									
5-E01	Biosafety cabinet		OFCI	1		1	54	32	92				F		X							X																		4'-6' wide in main lab-dirty lab area	
Room Name: Dedicated Chemistry Support Lab #G23																																									
EQ-1A	Fume Hood (Accessible)		CFCI	2		2	60	39.25	76				F	X	X			X				X						X			X										
EQ-10	Vacuum Pump System	VacuuBrand ME 4C NT +2AK	CFCI	1										X																											

Abbreviations

OFOI	Owner furnished and installed
OFCI	Owner furnished contractor installed
CFCI	Contractor furnished and installed

B	Bench
C	Ceiling
F	Floor
M	Mobile
P	Recessed pit
W	Wall
S	Shelf

Air	Compressed Air
CO	Carbon...
CO2	Carbon Dioxide
Gas	Natural Gas
LN2	Liquid Nitrogen
N2	Nitrogen
O2	Oxygen

V	Vacuum
SG	Special Gas
RODI	Rev. Osmosis Deioniz. Water
PW	Pure Water
CW	Chilled Water
PCW	Process Water
HW	Hot Water

EM	Emergency Power
Hd/W	Hard Wired
BMS	On Building Management System
TD	Tel/Data & Alarm

Confirm pressure required for compressed air wherever...

RENOVATE PLANT SCIENCE BUILDING - PHASE 2
SUCF Project No. 161026-00
236 Tower Road
Ithaca, NY 14853

Cornell CALS College of Agriculture and Life Sciences
SUNY State University Construction Fund

Ellenzweig Architecture | Planning — 230 Congress Street, Boston, MA 02110, T 617 491-5575
Ryan Biggs Clark Davis Structural Engineers — 257 Ushers Road, Clifton Park, NY 12065, T 518 406-5506
Salas O'Brien Consulting & Engineering Group of NY, Inc. Mechanical Engineers — 300 Trolley Blvd. Rochester, NY 14606, T 585 288-5590
Jade Stone Engineering Electrical Engineers — 444 Vanduzee St. Watertown, NY 13601, T 315 836 4062
Watson Engineering Plumbing — 4500 State Route 434 Apalachin, NY 13732, T 607 223-4334
DM Engineers Fire Protection Engineers — 1007 Yonkers Ave Yonkers, NY 10704, T 929 333-2339
Bell & Spina Building Envelope — 215 Wyoming Street S Syracuse, NY 13204, T 315 488-0377
Environ. Design & Research Historic Preservation, Landscape, Civil Engineering — 217 Montgomery St, Suite 1000 Syracuse, NY 13202, T 315 471-0688
Schuler Shook Lighting Design — 240 W 40th Street, 2nd Floor New York, NY 10018, T 212 439-5650
D2D Green Design Sustainability PH2 — 10 Hallenbeck Hill East Greenbush, NY 12061, T 518 729-2967
Shen Milsom & Wilke Acoustics, IT, AV, Security — 417 Fifth Avenue New York, NY 10016, T 212 725-6800
Watts Architects & Engineers Asbestos, Haz Mat — 95 Perry Street, Suite 300 Buffalo, NY 14203, T 716 206-5122
Hastings Consulting Building Code — 142 Hanlon Rd Holliston, MA 01746, T 508 397-8417
Ellana Cost Consulting — 32 Broadway, Suite 801 New York, NY 10004, T 212971-0936

Notes:

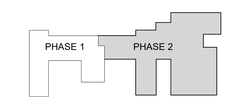

Keyplan

Job Number 31909.00
Drawing By EC
Checked By SMe
Filename
Date August 31, 2026

Revisions

GROUND FLOOR EAST - LAB EQUIPMENT SCHEDULE - PHASE 2

REGISTERED ARCHITECT JAMES VINCENT RUSSO 022901-1 STATE OF NEW YORK

BID DOCUMENTS
Scale:

A10.70

2024 Ellenzweig ©

10/14/2026 11:27:16 AM
Autodesk Docs://31909 SUCF Cornell Plant Sciences/31909_Cornell PSB_Arch_R23.rvt

New York State College of Agriculture and Life Sciences at Cornell University

Plant Science Building

State University Construction Fund Project No. 161026-00

Group 6 - Fruit Production

Laboratory Equipment Schedule

6 - Fruit Productn Lvl 1-East

PLUG & PLAY — Plug & play equipment is equipment requiring small floor/benchtop space and no utility connections (Exhaust, Lab Services, Special grounding, etc.) beyond standard 110v power. This will typically include small equipment such as printers, computers, scanners, benchtop centrifuges, water baths, Gel Rigs, etc.

Date: 14-Oct-26

ID	Equipment	Manufacturer and Model	Provided by/ Installed by	Quantity: Total	Quantity: Exist	Quantity: New	Size (inches): W	Size (inches): D	Size (inches): H	Existing Building	Existing Room #	Plug & Play? Place (X)	Mounting Location	Vent/ Exhaus...	Services: Air (PSI)	CO (PSI)	CO2 (PSI)	Gas (PSI)	LN2	N2 (PSI)	O2 (PSI)	V (Hg)	SG 1 (PSI)	SG 2 (PSI)	SG 3 (PSI)	RODI	PW (1,2,3)	CW	PCW Deg...	HW	Waste: Lab	Flr.	Wall	Power: 110v	208v	460v	Hard Wired	EM	BMS	T/D	Architectural Notes	Plumbing and Electrical Notes / Questions
Room:																																										
Room Name: Wet Main Research Lab # 113																																										
6-E04	Sonicator	Branson	OFCI	1	X		13	12	13		305		B																				117v/2A							Plug-n-play equipment.	
6-E05	UV/VIS spectrophotomter with computer on top	Molecular Devices 384 Spec	OFCI	1	X		33	30	26		311		B																				X							Plug-n-play equipment.	
6-E06	Buchi chiller. Connected to 6-E07	Buchi F-105	OFCI	2	X		11	15	19	PSB	123		B																				115v							Plug-n-play equipment.	
6-E07	Buchi vaccuum pump. Connected to 6-E06	Buchi V-300	OFCI	2	X		8	12	12	PSB	123		B																				X							Plug-n-play equipment. Vac pump located in cabinet	
6-E08	Rotovapor	[Multiple: see notes]	OFCI	2	X		20	20	30		122		B																				X							Plug-n-play equipment.	
6-E09	centrifuge	Thermo Megafuge 8R	OFCI	1	X		18	24	13		123		B																				120v/8A							Plug-n-play equipment.	
Room Name: Dedicated Micrsocopy Support Lab # 113B																																										
	Regular built-in benches																																							No curtain	
6-E10	Fluorescent microscope with computer space	Olympus CX43	OFCI	1	X		32	25	22				B																				X								
Room Name: Dedicated Tissue Culture Support Lab# 113C																																										
6-E11	Racks with flourescent lights attached to timers	(located off main corridor)	OFCI	4	X		48	24	74	PSB			F																													
6-E12	Laminar flow hoods	Nuair	OFCI	1	X		50	32	80	PSB	108		F		X							X											X									
6-E13	Refrigerator		OFCI	1	X		33	33	70		RM302		F																				X									
Room Name: Dedicated Equipment Support Lab# 113D																																										
CASE	Movable lab benches	New Mott Casework		0																																						
6-E14	ultralow freezer (-80)	Thermo -80	OFCI	1	X		40	40	80				F																					230v								
6-E15	Ultralow Freezer	VWR	OFCI	1	X		50	40	78		301		F																				X				X					
6-E16	Cold Cabinet	VWR	OFCI	1	X		55	30	80		301		F																				X									
6-E17	Regular freezer		OFCI	1	X		33	31	70		301		F																				X									
6-E18	Ultralow Freezer	VWR	OFCI	1	X		45	38	78		301		F																				X				X					
6-E19	Beckman Centrifuge	Beckman	OFCI	1	X		28	36	51		305		F																						X					Out of Order	
6-E20	Refrigerator		OFCI	1	X		33	33	70				F																				X									
Room Name: Dedicated Molecular Biology Support Lab # 113E																																										
	Regular built-in lab benches on one side																																									
	Movable lab benches on the otherside w/Under Counter storage			0																																						
6-E21	Laminar flow hood	Nuair	OFCI	1	X		50	32	80		301		F		X							X											X									
6-E22	Gel Imager		OFCI	1	X		15	16	33				B																				X				X			Plug-n-play equipment.	
6-E23	Regular freezer		OFCI	1	X		33	31	77				F																				X									
Room Name: Dedicated Chem 1 Support Lab # 113F																																										
6-E24	HPLC	Agilent 1100/1200	OFCI	1	X		65	21	40		305		B																		X		X							Waste collected on floor (G1316A; COLCOM DE91612252)	
EQ-1	Fume hood		CFCI	1		!					NEW																													waste from GCMS	
	Regular built-in lab benches			0							NA																															
6-E25	GCMS	Agilent 7890A/5975C	OFCI	1	X		35	21	36		Bradfield 305		B	X									X									X					X			HE connected to EQ and then vented to fume hood using small diameter tubing; waste collected on floor (G1362AR10; G1313A; DE91600567)	**125V 20A dedicated circuit NEMA 5-20P (WF)**
6-E26	Nanopure water system		OFCI	1	X		26	17	22		301A		W																				120v/3A							Wall unit.	
Room Name: Dedicated Chem 2 Support Lab # 113G																																										
	Regular Lab Benches			0																																						
EQ-1	Fume Hood		CFCI	1							NEW				X			X				X						X														
EQ-1A	Fume Hood (ADA)		CFCI	1							NEW				X			X				X						X														
6-E27	Agilent HPLC	1200 Series		1			33	20	36				B																		X		X							WASTE CONTAINER (17"W x 9"D x 16"H) ON FLOOR	
6-E287	FLAMABLE STORAGE CABINETS	Yellow stand alone	CFCI? Could be	1			24	20	45				F																											Listed.	
CS-1	GAS CYLINDERS			**MISC**							NEW		F																											Listed.	
6-E29	lab fridge (6-E7)	VWR		1			24	24	55				F																				X									
6-E30	HPLC	Dionex (Kent Post Lab)		1			33	20	36				B	NA																			X							Autosampler, detector, pump, gas cylinder, CPU and monitor	detector=10 Amps; plug strip sufficient for other equipment which are 1-2Amps
Other EQ surveyed but new location unknown																																										
6-EXX	Dry oven currently not used in Bradfield Rm 302	Yamato DX600		1	X		27.5	27	32.75	BRD	302																						115v/13.5A								
6-EXX	UV/VIS spectrophotometer in Bradfield Rm 311	Shimadzu UV-1601		1	X		?	?	?				B																													

Abbreviations

OFCI	Owner furnished and installed
OFCI	Owner furnished contractor installed
CFCI	Contractor furnished and installed

B	Bench
C	Ceiling
F	Floor
M	Mobile
P	Recessed pit
W	Wall
S	Shelf

Air	Compressed Air
CO	Carbon...
CO2	Carbon Dioxide
Gas	Natural Gas
LN2	Liquid Nitrogen
N2	Nitrogen
O2	Oxygen

V	Vacuum
SG	Special Gas
ROOI	Rev. Osmosis Deionoz. Water
PW	Pure Water
CW	Chilled Water
PCW	Process Water
HW	Hot Water

EM	Emergency Power
HdWr	Hard Wired
BMS	On Building Management System
TD	Tel/Data & Alarm

Confirm pressure required for compressed air wherever...

ELLENZWEIG

RENOVATE PLANT SCIENCE BUILDING - PHASE 2

SUCF Project No. 161026-00

236 Tower Road
Ithaca, NY 14853

Cornell CALS College of Agriculture and Life Sciences

SUNY State University Construction Fund

Ellenzweig Architecture | Planning — 230 Congress Street, Boston, MA 02110, T 617 491-5575

Ryan Biggs Clark Davis Structural Engineers — 257 Ushers Road, Clifton Park, NY 12065, T 518 406-5506

Salas O'Brien Consulting & Engineering Group of NY, Inc. Mechanical Engineers — 300 Trolley Blvd. Rochester, NY 14606, T 585 288-5590

Jade Stone Engineering Electrical Engineers — 444 Vanduzee St. Watertown, NY 13601, T 315 836 4062

Watson Engineering Plumbing — 4500 State Route 434, Apalachin, NY 13732, T 607 223-4334

DM Engineers Fire Protection Engineers — 1007 Yonkers Ave, Yonkers, NY 10704, T 929 333-2339

Bell & Spina Building Envelope — 215 Wyoming Street S, Syracuse, NY 13204, T 315 488-0377

Environ. Design & Research Historic Preservation, Landscape, Civil Engineering — 217 Montgomery St, Suite 1000, Syracuse, NY 13202, T 315 471-0688

Schuler Shook Lighting Design — 240 W 40th Street, 2nd Floor, New York, NY 10018, T 212 439-5650

D2D Green Design Sustainability PH2 — 10 Hallenbeck Hill, East Greenbush, NY 12061, T 518 729-2967

Shen Milsom & Wilke Acoustics, IT, AV, Security — 417 Fifth Avenue, New York, NY 10016, T 212 725-6800

Watts Architects & Engineers Asbestos, Haz Mat — 95 Perry Street, Suite 300, Buffalo, NY 14203, T 716 206-5122

Hastings Consulting Building Code — 142 Hanlon Rd, Holliston, MA 01746, T 508 397-8417

Ellana Cost Consulting — 32 Broadway, Suite 801, New York, NY 10004, T 212971-0936

Notes:

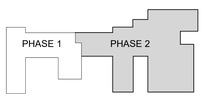

Keyplan

Job Number	31909.00
Drawing By	EC
Checked By	SMe
Filename	
Date	August 31, 2026

Revisions

FIRST FLOOR EAST - LAB EQUIPMENT SCHEDULE - PHASE 2

REGISTERED ARCHITECT JAMES VINCENT ROSSI 022901-1 STATE OF NEW YORK

BID DOCUMENTS
Scale:

A10.71

2024 Ellenzweig ©

10/14/2026 11:27:24 AM

Autodesk Docs://31909 SUCF Cornell Plant Sciences/31909_Cornell PSB_Arch_R23.rvt

New York State College of Agriculture and Life Sciences at Cornell University

Plant Science Building

State University Construction Fund Project No. 161026-00

Group 7 - Plant / Soil / Microbes

ELLENZWEIG

Laboratory Equipment Schedule

7 - Plant Soil Micrb Lvl 2-East

PLUG & PLAY	Plug & play equipment is equipment requiring small floor/benchtop space and no utility connections (Exhaust, Lab Services, Special grounding, etc.) beyond standard 110v power. This will typically include small equipment such as printers, computers, scanners, benchtop centrifuges, water baths, Gel Rigs, etc.

Date: 14-Oct-26

ID	Equipment	Manufacturer and Model	Provided by/ Installed by	Quantity Total	Quantity Exist	Quantity New	Size (inches) W	Size (inches) D	Size (inches) H	Existing Building	Existing Room #	Plug & Play? Place (X)	Mounting Location	Vent/ Exhaus...	Air (PSI)	CO (PSI)	CO2 (PSI)	Gas (PSI)	N2 (PSI)	N2 (PSI)	O2 (PSI)	V (Hg)	SG 1 (PSI)	SG 2 (PSI)	SG 3 (PSI)	RODI	PW (1,2,3)	CW	PCW Deg...	HW	Lab	Flr.	Wall	110v	208v	460v	Hard Wired	EM	BMS	T/D	Architectural Notes	Plumbing and Electrical Notes / Questions
Room...																																										
Room Name: Wet Main Research Lab # 219																																										
7-E01	Nano Water purifier		CFCI	1		1	13.5	17.5	18		416		W																				x									
	Reagent prep area including pH meter and scales			*1*			*72*	*29.5*	*15*				B																											*counter space*		
7-E02	Slir plates (OKV)		OFCI	3	3		7	7	7				B																				x							plug-n-play equipment.		
7-E03	refrigerator -20 small (OKV)	GE	OFCI	1	1		21.5	27	34		614		B/F																				x							plug-n-play equipment.		
7-E04	4 degree refrigrator (OKV)	Avanti	OFCI	1	1		19	21	33.5		604		B/F																				x							working		
7-E05	Bench-top microcentrifuges (OKV)	Fisher Scientific	OFCI	2	2		9	13.5	18				B																				120VAC/2A							plug-n-play equipment.		
7-E06	*Protein gel electrophoresis and gel-transfer systems/station area*	*BioRad*		*1*			*56*	*25*	*15*				*B*																											*counter space*		
7-E07	*DNA/RNA gel electrophoresis system/station area*			*1*			*75*	*32*	*15*				*B*																											*counter space*		
7-E08	UV/UF water purification system (OKV)	Barnstead Diamond	OFCI	1		1	24	26	20		NEW		W																				x							working		
7-E09	Waterbath (OKV)	fisher scientific isotemp 215	OFCI	1	1		23.5	17	15		614		B																				x							plug-n-play equipment.		
7-E10	Water bath (OKV)	Max Q7000	OFCI	1	1		20.5	23	19		612		B																				120v/7A							plug-n-play equipment.		
7-E11	Waterbath (OKV)	precision	OFCI	1	1		10	10	10		623		B																				115v/1.9A							plug-n-play equipment.		
7-E12	Shaker (OKV)	gyrotory shaker model g2	OFCI	1	1		10	12	7		614		B																				x							plug-n-play equipment.		
7-E13	Microvolume spectrophotometer and fluorometer (OKV)	DeNovix	OFCI	1	1		10	13	5		614		B																				x							plug-n-play equipment.		
7-E14	CAN3 tb pair with MultiscaD (OKV)	PhotosynQ	OFCI	1	1		5.5	5.5	4				B																											plug-n-play equipment.		
7-E15	MultispeQ V2.0 (OKV)	PhotosynQ	OFCI	2	2		11.5	5	3				B																											plug-n-play equipment.		
7-E16	GiboBRL Life Technologies Electroporation system (OKV - operational condition unknown)	watman Biometra	OFCI	1	1		18	11	7.5				B																				x							plug-n-play equipment.		
7-E18	seeds cabinet (OKV)	furniture to store seeds annually. Prefer a glass door. Storage temp: under 40 degrees F. Base cabinet to accommodate.	OFCI	1	1		47	16	47.5		623		B																													
7-E19	Not Used			0																																				working		
Room Name: Dedicated Microscopy Support Lab # 219B																																										
	Movable Tables	WHERE DID THIS NOTE ORIGINATE?	OFCI	?																																						
7-E20	Stereomicroscopes (OKV)	Leica S6E	OFCI	2	2		25	19	19				B																													
7-E21	Fluorescent dissecting microscope (OKV)	Leica MZ16FA	OFCI	1	1		33	15	22		623		B																													
7-E22	Upright fluorescent microscope imaging system with computer system (OKV)	Zeiss Axio Imager M2	OFCI	1	1		78	29.5	26		623		B																													
7-E23	Inverted microscope system [OKV]	Zeiss AxioObserver A1	OFCI	1	1		30	30	29		623		B																													
7-E24	*Picture station*	*handmade*	OFCI	*1*			*42*	*26*	*37*		*405*		*B*																				x							*working space. On a 36" table*		
Room Name: Dedicated Equipment 1 Support Lab # 219C																																										
	Regular built-in bench on one side of the room		*CFCI*										*X*																													
7-E25	Incubator (plants) (MJF)	Percival	OFCI	2	2		31	21	46		406		F								X?												115v/6&7A							+2 inch CO2 tap. Stackable.		
7-E26	Incubator (plants) (MJF)	Percival	OFCI	1	1		31.5	32	74		406		F								X?												115v/12.4A							+2 inch CO2 tap.		
7-E27	Bead beater (MJF)	Qiagen Powerlyzer 24 homogenizer	OFCI	1	1		19	17	13		413		B																				115/230VAC/660VA									
7-E29	Preparative ultracentrifuge (OKV)	Beckman Optima L-90K	OFCI	1	1		36.5	27	53		612		F																				x							working.		
7-E30	Centrifuge (OKV)	Beckman Avanti J-E high-speed centrifuge	OFCI	1	1		25	32	36		413-612		F																					208/240v/24A						working. +6 inch for rear filter.		
7-E31	Bench-centrifuge (swing buckets) (OKV)	Beckman Allegra X-15R	OFCI	1	1		30	25	30		413-612		B																				?							working.		
7-E32	Bench-top vacuume centrifuge (OKV)	eppendorf vacufuge	OFCI	1	1		13	25	19		413-612		B																				120v/3.8A							working.		
7-E40	Centrifuge (MJF)	Beckman Coulter, Allegra X-12R	OFCI	1	1		36	36	12				F																				?							Moved from 219D		
Room Name: Dedicated Equipment 2 Support Lab # 219D																																										
7-E33	-80 Freezers (MJF)		OFCI	1	1		49	42	78		405		F																				x			X					Someone elses. To go to new freezer farm	
7-E34	-20 Freezers (MJF)		OFCI	1	1		38	38	78				F																				x			X						
7-E35	Deli Cooler (MJF)	VWR	OFCI	1	1		60	29	79		416		F																				x							Vent on sides	Vent on side	
7-E36	Centrifuge (MJF)	Beckman Coulter Avanti J-E	OFCI	1	1		25	32	36				F																					208/240v/24A							Same model	
7-E37	spectrophotometer (MJF)	Thermo Scientifica, Biomate 3	OFCI	1	1		12	12	12		413		B																				?									
7-E38	nanodrop (MJF)	Thermo Scientifica; NanodropOne	OFCI	1	1		6	6	6		413		B																				?									
7-E39	plate reader (MJF)	Biotek Synergy 2	OFCI	1	1		24	24	12		413		B																				x									
7-E41	spectrophometer (MJF)	ThermoSpectronic 20D+	OFCI	1	1		17	14	9				B																				?									
7-E42	refrigerator -20 (OKV)	Frigidaire	OFCI	1	1		34.5	31.5	67				F																				?			X				working		
					604																																					
Room Name: Dedicated Molecular Support Lab # 219E																																										
	Built-in bench w/sink on one side			0																																						
	Movable tables on the other side			0																																						
7-E45	microcentrifuge for qPCR plate (OKV)	Labnet	OFCI	1	1		7	7	7		604		B																				x							working		
7-E46	Thermal Cycler (OKV)	BioRad T100	OFCI	1	1		9.5	18	17		604		B																				x							working		
7-E47	Spectrophotometer (OKV) (UV/VIS) - connected to 7-E48	Beckman Spectrophotometer DU-800	OFCI	1	1		26.5	21	16		604		B																				100-240V/2A							working		
7-E48	Computer system for DU-800 (OKV) - connected to 7-E47		OFCI	1	1		28	27	18.5		604		B																				x							working		
7-E49	AKTApfc (OKV - operational condition unknown) - connected to 7-E50	Amersham pharmacia biotech	OFCI	1	1		30	24	21		604		B																											Unknown		
7-E50	Analytical /Preparative HPLC system with comp system (OKV) - connected to 7-E49	Varian Inert	OFCI	1	1		72	26	24		604		B																											working		
7-E51	Thermal Cycler (OKV)	Techne	OFCI	1	1		6.5	13	13		604		B																											working		
7-E52	Real-Time PCR Detection System with comp syst (OKV)	BioRad CFX96	OFCI	1	1		32	28	21		604		B																				x							working		
Room Name: Dedicated Culture Support Lab # 219F																																										
	Built-in bench w/sink																																									
7-E53	Biological Safety Cabinet		OFCI	2? 1		1	54				NEW		F		X							X																				
EQ-8A	**Biological Safety Cabinet Stand**		**CFCI**	1		1	54				NEW		F																													
7-E54	Laminar Flow Hood		OFCI	2 1							415A		F	X																												
7-E55	incubators (MJF)	Thelco	OFCI	2			24	24	38		413		F																				120v/6A							Stackable	Can be stacked	
7-E56	floor shaker/incubator (MJF)	New Brunswick Innova 44	OFCI	1			60	36	29		413		F																				120v/800VA							Under table		
7-E58	shaking incubator (MJF)	VWR	OFCI	1			12	24	24				B/F																													
7-E60	37 degree incubator (OKV)	VWR	OFCI	1			25	27	37.5		604		F																											working		
7-E61	30 degree incubator (OKV)	VWR	OFCI	2			16.5	16.5	22.5		602		B																				115v/3A							working		
7-E62	80 degree incubator (OKV)	Isotemp	OFCI	1			22.5	19.5	37		602		F/B																				special							working		
Room Name: Dedicated Chemistry Support Lab # 219G																																										
	Built-in bench w/sink												F																													
EQ-1	Chemical Fume Hood		CFCI	2		2	6						F		X			X				X						X														
EQ-1A	Chemical Fume Hood (ADA)		CFCI	2		2	6						F		X			X				X						X														
Casework	Flammable Storage Cabinet	Cabinets under CFH	CFCI	1		NA					NA		F																										Field notes: PI has no stand alone cabinet		
7-E63	electroporator (MJF)	Bioread Gene pulser Xcell	OFCI	1			6	12	8				B																													
7-E64	Gelstock (MJF)	Biorad, Chemdo XRS+ with computer space	OFCI	1			48	24	36		409		B																				100/115/230v/200VA									
7-E67	Real-time PCR machine (MJF)	BioRad CFX Connect Realtime system	OFCI	1			12	24	24		416		B																				x									
7-E68	PCR machine (MJF)	BioRad C1000 Thermal cycler	OFCI	1			24	24	12		416		B																													
7-E69	PCR machine (MJF)	BioRad T100 Thermal cyclers	OFCI	4			12	12	12		413		B																													

Abbreviations

OFOI	Owner furnished and installed
OFCI	Owner furnished contractor installed
CFCI	Contractor furnished and installed

B	Bench
C	Ceiling
F	Floor
M	Mobile
P	Recessed pit
W	Wall
S	Shelf

Air	Compressed Air
CO	Carbon...
CO2	Carbon Dioxide
Gas	Natural Gas
LN2	Liquid Nitrogen
N2	Nitrogen
O2	Oxygen

V	Vacuum
SG	Special Gas
ROOI	Rev. Osmosis Deionz. Water
PW	Pure Water
CW	Chilled Water
PCW	Process Water
HW	Hot Water

EM	Emergency Power
HxWr	Hard Wired
BMS	On Building Management System
TD	Tel/Data & Alarm

Confirm pressure required for compressed air wherever...

10/14/2026 11:27:33 AM

Autodesk Docs://31909 SUCF Cornell Plant Science/31909_Cornell PSB_Arch_R23.rvt

RENOVATE PLANT SCIENCE BUILDING - PHASE 2

SUCF Project No. 161026-00

236 Tower Road
Ithaca, NY 14853

Cornell CALS College of Agriculture and Life Sciences

SUNY State University Construction Fund

Ellenzweig Architecture | Planning — 230 Congress Street, Boston, MA 02110, T 617 491-5575

Ryan Biggs Clark Davis Structural Engineers — 257 Ushers Road, Clifton Park, NY 12065, T 518 406-5506

Salas O'Brien Consulting & Engineering Group of NY, Inc. Mechanical Engineers — 300 Trolley Blvd. Rochester, NY 14606, T 585 288-5590

Jade Stone Engineering Electrical Engineers — 444 Vanduzee St. Watertown, NY 13601, T 315 836 4062

Watson Engineering Plumbing — 4500 State Route 434, Apalachin, NY 13732, T 607 223-4334

DM Engineers Fire Protection Engineers — 1007 Yonkers Ave, Yonkers, NY 10704, T 929 333-2339

Bell & Spina Building Envelope — 215 Wyoming Street S, Syracuse, NY 13204, T 315 488-0377

Environ. Design & Research Historic Preservation, Landscape, Civil Engineering — 217 Montgomery St, Suite 1000, Syracuse, NY 13202, T 315 471-0688

Schuler Shook Lighting Design — 240 W 40th Street, 2nd Floor, New York, NY 10018, T 212 439-5650

D2D Green Design Sustainability PH2 — 10 Hallenbeck Hill, East Greenbush, NY 12061, T 518 729-2967

Shen Milsom & Wilke Acoustics, IT, AV, Security — 417 Fifth Avenue, New York, NY 10016, T 212 725-6800

Watts Architects & Engineers Asbestos, Haz Mat — 95 Perry Street, Suite 300, Buffalo, NY 14203, T 716 206-5122

Hastings Consulting Building Code — 142 Hanlon Rd, Holliston, MA 01746, T 508 397-8417

Ellana Cost Consulting — 32 Broadway, Suite 801, New York, NY 10004, T 212971-0936

Notes:

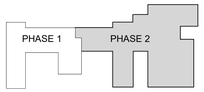

Keyplan

Job Number 31909.00
Drawing By EC
Checked By SMe
Filename
Date August 31, 2026

Revisions

SECOND FLOOR EAST - LAB EQUIPMENT SCHEDULE - PHASE 2

REGISTERED ARCHITECT JAMES VINCENT RUSSO 022901-1 STATE OF NEW YORK

BID DOCUMENTS
Scale:

A10.72

2024 Ellenzweig ©

New York State College of Agriculture and Life Sciences at Cornell University

Plant Science Building

State University Construction Fund Project No. 161026-00

Group 8 - Soil / Plant

ELLENZWEIG

Laboratory Equipment Schedule

8 - Soil Plant Lvl 3-East

PLUG & PLAY	Plug & play equipment is equipment requiring small floor/benchtop space and no utility connections (Exhaust, Lab Services, Special grounding, etc.) beyond standard 110v power. This will typically include small equipment such as printers, computers, scanners, benchtop centrifuges, water baths, Gel Rigs, etc.

Date: 14-Oct-26

ID	Equipment	Manufacturer and Model	Provided by/ Installed by	Quantity Total	Quantity Exist	Quantity New	Size (inches) W	Size (inches) D	Size (inches) H	Existing Building	Existing Room #	Plug & Play? Place (X)	Mounting Location	Vent/ Exhaus...	Services Air (PSI)	CO (PSI)	CO2 (PSI)	Gas (PSI)	LN2	N2 (PSI)	O2 (PSI)	V (Hg)	SG 1 (PSI)	SG 2 (PSI)	SG 3 (PSI)	RODI	PW (1,2,3)	CW	PCW Deg...	Waste HW	Lab	Flr.	Wall	Power 110v	208v	460v	Hard Wired	EM	BMS	T/D	Architectural Notes	Plumbing and Electrical Notes / Questions
Room...																																										
Room Name: Wet Main Research Lab # 319																																										
8-E01	New Brunswick G24 Combination Incubator/Refrigerator Shaker (PSB 219)	New Brunswick G24	OFCI	1	1		18	27.5	18.5		219		B																				115v/5A							*2.5 inch for fan	
8-E02	Centrifuge (PSB 220)	Eppindorf 5810	OFCI	1	1		24	21	14		219		B																				120v/11A								
8-E03	Incubator Shaker (PSB 219)	New Brunswick I2400 Incubator Shaker	OFCI	1	1		21	28	20		227		B																				120v								
8-E04	Centrifuge	Eppendrof Centrifuge 5430R	OFCI	1	1		15	25	25		208		B																												
8-E05	Centrifuge	MaxQ Thermo Scientific	OFCI	1	1		22	32	36				B																												
Room Name: Dedicated Flexible Support Lab # 319B																																										
Room Name: Dedicated Microscopy Support Lab# 319CA																																										
8-E06A	Microscope Table	Applied Precision Table	OFCI	1	1		51	31	36		GO2A		F																													
8-E06B	Microscope Table	Applied Precision Table	OFCI	1	1		51	31	36		GO2A		F																													
8-E06C	Microscope Interface	Applied Precision	OFCI	1	1		29	22.5	31		GO2A		F																													
8-E06D	Microscope Interface	Applied Precision	OFCI	1	1		29	22.5	31		GO2A		F																				100-120/220-240v...								
8-E06E	Microscope bolted down to 8-E06A	Applied Precision	OFCI	1	1		51	31	28		GO2A		B																				x					x			
Room Name: Dedicated Microscopy Support Lab# 319C																																										
8-E06F	Microscope	Olympus	OFCI	1	1		32	21	25		GO2A		B																													
8-E25	Bioruptor . Connected to 8-E26		OFCI	1	1		6	10.5	8				B																													
8-E26	Fuse? Connected to 8-E25		OFCI	1	1		8.5	9	13				B																													
8-E27	Microscope Interface Chassis	Applied Precision	OFCI	1	1		19	21	4				B																													
8-E28		Chiu Tech Corp	OFCI	1	1		9	10	5				B																				120v/3.1A								
Room Name: Dedicated Equipment Support Lab# 319D																																										
8-E07	Freezer (PSB 219)	Isotemp	OFCI	1	1		32	32	74	PSB	219		F																				115v/5A				X				
8-E08	Refrigerator (PSB 220)	Isotemp	OFCI	1	1		32	30	65	PSB	219		F																				115v/5A								
8-E09	-80 Freezer	VWR	OFCI	1		1	34	36	78				F																				115v/12.5A				X				
8-E10	-80 Freezer (PSB 227A)	VWR	OFCI	1	1		34	36	78				F																				115v/12.5A				X				
8-E11	Freezer (PSB 227)	GE	OFCI	1	1		29	32	70				F																				115v/5A				X				
8-E14	Centrifuge (PSB 227)	Beckman GS-6	OFCI	1	1		26	22	16				B																				120v								
8-E15	Ultracentrifuge	Beckman Coulter Optima Ultracentrifuge	OFCI	1	1		29	23	22		228		B																												
8-E21	3 -door Dell Cooler (PSB 220)		OFCI	1	1		75	30	79				F																				115v/13A/60Hz							on a dedicated circuit	
Room Name: Dedicated Soil/Equipment Support Lab# 319E																																										
	8 linear feet of Soils bench w/Sink w/Soil trap & Vacuum Pump			0																																						
	2 independent electric circuit outlets			0																																						
CASE	Mott Tall Cabinet	Hallway locking cabinet (PSB 200CF) (8-E16)	CASE	1	1		36	15	66				F																											Provide Mott cabinet	
Room Name: Dedicated Tissue/Culture Support Lab #319F																																										
8-E17	Stacked Isotemp Incubator (PSB 219)	Fisher Scientific	OFCI	1	1		24	24	79		220		F																				dedicated circuit								
8-E18	Class II Biosafety Cabinet (PSB 220)	The Baker Company, SterilGARD III Advance, Model # SG403A, Serial # 85707	OFCI	1	1		54	32	87				F		X							X											115v/13A/60Hz								
8-E19	Biosafety Cabinet (PSB 220)	The Baker Company, EdgeGARD	OFCI	1	1		74	30	60				F		X							X											115v/13A/60Hz								
8-E20	Combination Incubator/Refrigerator Shaker (PSB 220)	Fridge - New Brunswick Scientific Innova 4230/Incubator Shaker 4200	OFCI	1	1		28	24	75		219		F																				120v/15A maybe dedicated circuit. (2) plugs.								
8-E22	Freezer (PSB 219)	Isotemp	OFCI	1	1		32	32	74				F																				115v/5A				X				
8-E23	Water bath (PSB 220)	VWR	OFCI	1	1		19	16	16				B																													
	Shelving	Regular wire shelving	OFCI	1	1		18	36	72				F																													
Room Name: Dedicated Chemistry Support Lab # 319G																																										
EQ-XX	Fumehood		CFCI	1		1							F		X			X				X						X														
EQ-XXA	Fumehood		CFCI	1		1							F		X			X				X						X														
8-E24	Transilluminator UVP	BioSpectrum 500 MultiSpectral Imaging System	OFCI	1	1		19	18	36		CHECK		B																													

Abbreviations

OFOI	Owner furnished and installed
OFCI	Owner furnished contractor installed
CFCI	Contractor furnished and installed

B	Bench
C	Ceiling
F	Floor
M	Mobile
P	Recessed pit
W	Wall
S	Shelf

Air	Compressed Air
CO	Carbon...
CO2	Carbon Dioxide
Gas	Natural Gas
LN2	Liquid Nitrogen
N2	Nitrogen
O2	Oxygen

V	Vacuum
SG	Special Gas
RODI	Rev. Osmosis Deioniz. Water
PW	Pure Water
CW	Chilled Water
PCW	Process Water
HW	Hot Water

EM	Emergency Power
Hd/W	Hard Wired
BMS	On Building Management System
TD	Tel/Data & Alarm

Confirm pressure required for compressed air wherever...

RENOVATE PLANT SCIENCE BUILDING - PHASE 2

SUCF Project No. 161026-00

236 Tower Road
Ithaca, NY 14853

Cornell CALS College of Agriculture and Life Sciences

SUNY State University Construction Fund

Ellenzweig
Architecture | Planning
230 Congress Street
Boston, MA 02110
T 617 491-5575

Ryan Biggs Clark Davis
Structural Engineers
257 Ushers Road
Clifton Park, NY 12065
T 518 406-5506

Salas O'Brien Consulting & Engineering Group of NY, Inc.
Mechanical Engineers
300 Trolley Blvd.
Rochester, NY 14606
T 585 288-5590

Jade Stone Engineering
Electrical Engineers
444 Vanduzee St.
Watertown, NY 13601
T 315 836 4062

Watson Engineering
Plumbing
4500 State Route 434
Apalachin, NY 13732
T 607 223-4334

DM Engineers
Fire Protection Engineers
1007 Yonkers Ave
Yonkers, NY 10704
T 929 333-2339

Bell & Spina
Building Envelope
215 Wyoming Street S
Syracuse, NY 13204
T 315 488-0377

Environ. Design & Research
Historic Preservation, Landscape, Civil Engineering
217 Montgomery St, Suite 1000
Syracuse, NY 13202
T 315 471-0688

Schuler Shook
Lighting Design
240 W 40th Street, 2nd Floor
New York, NY 10018
T 212 439-5650

D2D Green Design
Sustainability PH2
10 Hallenbeck Hill
East Greenbush, NY 12061
T 518 729-2967

Shen Milsom & Wilke
Acoustics, IT, AV, Security
417 Fifth Avenue
New York, NY 10016
T 212 725-6800

Watts Architects & Engineers
Asbestos, Haz Mat
95 Perry Street, Suite 300
Buffalo, NY 14203
T 716 206-5122

Hastings Consulting
Building Code
142 Hanlon Rd
Holliston, MA 01746
T 508 397-8417

Ellana
Cost Consulting
32 Broadway, Suite 801
New York, NY 10004
T 212971-0936

Notes:

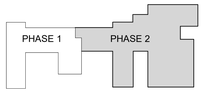

Keyplan

Job Number	31909.00
Drawing By	EC
Checked By	SMe
Filename	
Date	August 31, 2026

Revisions

THIRD FLOOR EAST - LAB EQUIPMENT SCHEDULE - PHASE 2

REGISTERED ARCHITECT THOMAS VINCENT FOSTER 022801 STATE OF NEW YORK

BID DOCUMENTS
Scale:

A10.73

2024 Ellenzweig ©

10/14/2026 11:27:42 AM

Autodesk Docs://31909 SUCF Cornell Plant Sciences/31909_Cornell PSB_Arch_R23.rvt

New York State College of Agriculture and Life Sciences at Cornell University

Plant Science Building

State University Construction Fund Project No. 161026-00

Group 9 - Synthetic Biology

Laboratory Equipment Schedule

9 - Synthetic Bio Lvl 2-North

PLUG & PLAY	Plug & play equipment is equipment requiring small floor/benchtop space and no utility connections (Exhaust, Lab Services, Special grounding, etc.) beyond standard 110v power. This will typically include small equipment such as printers, computers, scanners, benchtop centrifuges, water baths, Gel Rigs, etc.

Date: 14-Oct-26

ID	Equipment	Manufacturer and Model	Provided by/ Installed by	Quantity Total	Quantity Exist	Quantity New	Size (inches) W	Size (inches) D	Size (inches) H	Existing Building	Existing Room #	Plug & Play? Place (X)	Mounting Location	Services: Vent/ Exhaus...	Air (PSI)	CO (PSI)	CO2 (PSI)	Gas (PSI)	LN2	N2 (PSI)	O2 (PSI)	V (Hg)	SG 1 (PSI)	SG 2 (PSI)	SG 3 (PSI)	RODI	PW (1,2,3)	CW	PCW Deg...	HW	Waste: Lab	Fir.	Wall	Power: 110v	208v	460v	Hard Wired	EM	BMS	T/D	Architectural Notes	Plumbing and Electrical Notes / Questions
Room...																																									
Room Name: Wet Main Research Lab # 202																																									
9-E03	Incubator	VWR Model	OFCI	1		1	25	23	34				B/F				X?																								
9-E05	Water Purifier	Millq	OFCI	1		1	26	17	22				W																				x								
Room Name: Dedicated Flex Support (Includes Microscopy & Other features) Lab # 202A																																									
Room Name: Culture Support Lab # 202B																																									
9-E07	Incubator shaker	Beckman Coulter	OFCI	3		3	43	23	38				F		x	x		x															x							3 stacked incubators	
9-E08	Biosafety Cabinet	LabConco (ABANDONED ONE)	OFCI	2		3	54	32	92				F		x							x											x								
Room Name: Dedicated Equipment Support Lab# 202C																																									
9-E04	Centrifuge	Eppendorf 5810R	OFCI	1		1	28	24	14				F																					x							
9-E09	(2) HPLC (Place holder equipment)		OFCI	2		2	22	24	30				B	X?																X?											
9-E10	(1) Rotary Shaker (Place holder equipment)		OFCI	1		1	30	24	30				F																												
Room Name: Dedicated Chemistry 1 Support Lab # 202D																																									
EQ-1	Chemical Fume Hood		CFCI	1		1	60	39.5	76				F	X	X			X				X						X			X										
EQ-1A	Chemical Fume Hood (Accesible Hood)		CFCI	1		1	60	39.5	76				F	X	X			X				X						X			X										
Room Name: Dedicated Equipment Corridor Support Lab # 202E																																									
9-E12	Ultra-Low (-20) Freezers	Thermal	OFCI	3		3	33	33	66				F																								X				
9-E13	Refrigerators	GE	OFCI	4		4	32	33	68				F																				x								
Room Name: Dedicated Flexible 2 Support Lab # 202F																																									
9-E11	Ultra-Low (-80) Freezers	VWR	OFCI	2		2	50	40	78				F																				x				x				

Abbreviations

OFCI	Owner furnished and installed
OFCI	Owner furnished contractor installed
CFCI	Contractor furnished and installed

B	Bench
C	Ceiling
F	Floor
M	Mobile
P	Recessed pit
W	Wall
S	Shelf

Air	Compressed Air
CO	Carbon...
CO2	Carbon Dioxide
Gas	Natural Gas
LN2	Liquid Nitrogen
N2	Nitrogen
O2	Oxygen

V	Vacuum
SG	Special Gas
RODI	Rev. Osmosis Deioniz. Water
PW	Pure Water
CW	Chilled Water
PCW	Process Water
HW	Hot Water

EM	Emergency Power
HdWi	Hard Wired
BMS	On Building Management System
TD	Tel/Data & Alarm

Confirm pressure required for compressed air wherever...

ELLENZWEIG

RENOVATE PLANT SCIENCE BUILDING - PHASE 2

SUCF Project No. 161026-00

236 Tower Road
Ithaca, NY 14853

Cornell CALS College of Agriculture and Life Sciences

SUNY State University Construction Fund

Ellenzweig
Architecture | Planning
230 Congress Street
Boston, MA 02110
T 617 491-5575

Ryan Biggs Clark Davis
Structural Engineers
257 Ushers Road
Clifton Park, NY 12065
T 518 406-5506

Salas O'Brien Consulting & Engineering Group of NY, Inc.
Mechanical Engineers
300 Trolley Blvd.
Rochester, NY 14606
T 585 288-5590

Jade Stone Engineering
Electrical Engineers
444 Vanduzee St.
Watertown, NY 13601
T 315 836 4062

Watson Engineering
Plumbing
4500 State Route 434
Apalachin, NY 13732
T 607 223-4334

DM Engineers
Fire Protection Engineers
1007 Yonkers Ave
Yonkers, NY 10704
T 929 333-2339

Bell & Spina
Building Envelope
215 Wyoming Street S
Syracuse, NY 13204
T 315 488-0377

Environ. Design & Research
Historic Preservation, Landscape, Civil Engineering
217 Montgomery St, Suite 1000
Syracuse, NY 13202
T 315 471-0688

Schuler Shook
Lighting Design
240 W 40th Street, 2nd Floor
New York, NY 10018
T 212 439-5650

D2D Green Design
Sustainability PH2
10 Hallenbeck Hill
East Greenbush, NY 12061
T 518 729-2967

Shen Milsom & Wilke
Acoustics, IT, AV, Security
417 Fifth Avenue
New York, NY 10016
T 212 725-6800

Watts Architects & Engineers
Asbestos, Haz Mat
95 Perry Street, Suite 300
Buffalo, NY 14203
T 716 206-5122

Hastings Consulting
Building Code
142 Hanlon Rd
Holliston, MA 01746
T 508 397-8417

Ellana
Cost Consulting
32 Broadway, Suite 801
New York, NY 10004
T 212971-0936

Notes:

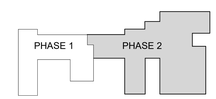

Keyplan

Job Number 31909.00
Drawing By EC
Checked By SMe
Filename
Date August 31, 2026

Revisions

SECOND FLOOR NORTH - LAB EQUIPMENT SCHEDULE - PHASE 2

REGISTERED ARCHITECT JAMES VINCENT RUSSO 022901-1 STATE OF NEW YORK

BID DOCUMENTS
Scale:

A10.74

2024 Ellenzweig ©

10/14/2026 11:27:53 AM
Autodesk Docs://31909 SUCF Cornell Plant Sciences/31909_Cornell PSB_Arch_R23.rvt

New York State College of Agriculture and Life Sciences at Cornell University

Plant Science Building
State University Construction Fund Project No. 161026-00
Group 10 - Molecular Plant-Microbe Interactions

Laboratory Equipment Schedule

10 - Molecular Plant Lvl 3-North

PLUG & PLAY — **Plug & play equipment is equipment requiring small floor/benchtop space and no utility connections (Exhaust, Lab Services, Special grounding, etc.) beyond standard 110v power. This will typically include small equipment such as printers, computers, scanners, benchtop centrifuges, water baths, Gel Rigs, etc.**

Date: 14-Oct-26

ID	Equipment	Manufacturer and Model	Provided by/ Installed by	Quantity Total	Quantity Exist	Quantity New	Size (inches) W	Size (inches) D	Size (inches) H	Existing Building	Existing Room #	Plug & Play? Place (X)	Mounting Location	Vent/ Exhaus...	Air (PSI)	CO (PSI)	CO2 (PSI)	Gas (PSI)	LN2	N2 (PSI)	O2 (PSI)	V (Hg)	SG 1 (PSI)	SG 2 (PSI)	SG 3 (PSI)	RODI	PW (1,2,3)	CW	PCW Deg...	HW	Lab	Flr.	Wall	110v	208v	460v	Hard Wired	EM	BMS	T/D	Architectural Notes	Plumbing and Electrical Notes / Questions
Room...																																										
Room Name: Wet Main Research Lab # 302																																										
10-E1	Biorad XRS and laptop	Biorad	OFCI	1	1		48	24	34		302		B																										x	Near data port	
10-E2	Biorad mini	Biorad	OFCI	1	1		18	20	16		304		B																												
10-E3	microcentrifuge		OFCI	6	6		18	22	16		302		B																				120v/5A								
	Bentop w/sinks (8ft x 2ft bench space)						*96*	*24*																																	
10-E4	Minion and computer		OFCI	1	1		48	30	18		302		B																				x			x			x	Uninterrupted power	
10-E5	*Small Microscope near sink (30in x 18in x 18in bench space)*						*30*	*18*			302																														
10-E6	Heat blocks		OFCI	2	2		12	8					B																												
10-E7	Mini dorm size freezers		OFCI	2	2		18	18	33.5				B																							x					
10-E8	Vortexes		OFCI	12	12		6	6	7		302		B																				x								
10-E9	Microcentrifuges		OFCI	12	12		6	6	4		302		B																				x								
FURN	Hallway metal storage cabinets	Replace with mott tall cabinets (10-E10)	OFCI	6	6		36	18					F																												
FURN	Tiptube cabinet (10-E10	Store on new shelving	OFCI	1	1		48	24					F																												
10-E12	Milliq Water	Barnstead	CFCI	2	2						302		W													X							x							Confirm with facilities: RO or CW to polisher. Carboy for storage.	
10-E42	Thermal Cycler - in MRL?	BioRad T100	OFCI	4	4		9.5	18	17		302		B																				x								
10-E43	Incubator - in MRL?	National Appliance 32111	OFCI	1	1		55	24	35		302		B																				115v								
10-E44	Drying Oven - in MRL?	Precision Scientific Model 16	OFCI	1	1		18	17	24		302		F/B																												
10-E46	Microcentrifuge - in MRL?	Eppendorf 5424R	OFCI	2	2		11.5	19	10		302		B																				120v/3.2A								
10-E47	Sonicator - in MRL?	Ultrasonic Devices	OFCI	1	1		8	9	12		303		B																												
10-E48	Electroporator - in MRL?	Biorad	OFCI	1	1		12.5	12	8				B																				100-120/220-7/2A								
10-E49	Spectronic 20 - in MRL?		OFCI	1	1		16	12	8.5																																
10-E50	Incubator - in MRL?		OFCI	1	1		18	29.5	29																																
Room Name: Dedicated Molecular Biology Support Lab #302A																																										
	Built-in counter w/Sink on one side																																								
	Counter space for photography in a spot that can be made completely dark																																								
10-E13	Biorad Chemidoc and laptop		OFCI	1	1		54	26	22		304		B																				x						x	Near data port	
10-E14	qRT-PCR machine and laptop	**1 Moved to 326**	OFCI	1	2		48	24	24				B																												
	Western running area bench space with sinks (5ft x 2ft bench space)						*60*	*24*																																Location or Western Imager?	
10-E18	-20 Freezers	**(1 of 5)**	OFCI	1	5		35	35	78		302		F																				115v/2.2A			x...				Move 1, Abandon 3	
10-E19	-80 Freezer	Thermoscientific RLE Series	OFCI	1	1		40	35	78		301		F																				115v/12.5A			x					
10-E20	*Platereader and computer space*	Bio Tek Instruments, Inc Synergy 2	OFCI				27	45	16		302		B																												
10-E21	Water baths		OFCI	2	2		18	12					B																												
10-E45	Fridge - in MRL?	Sanyo	OFCI	1	1		21	21	34		304		B																												
Room Name: Dedicated Culture Support Lab #302B																																										
10-E22	Big biosafety cabinet	Nuaire	OFCI	1	1		78	35	90		301		F		X							X											115v/14A								
10-E24	Shaking Incubators (can be stacked)	Innova 42	OFCI	2	2		26	30	32		302		F																				120v							Can stack the 2 equipment. Produces a lot of heat.	
	Cabinet for unused media (35inch x 16 inch floor space)		OFCI	1	1		35	16	?				F																												
10-E30	-80 Freezer		OFCI	1	2		40	36	78				F																							x					
10-E34	Laminar hood		OFCI	1	1		54	35	84		301		F																				115v/15.35A								
10-E51	-80 Freezer	Thermoscientific TSX Series	OFCI	1	1		43	35	78				F																				115v/8.5A dedicated circuit								
Room Name: Dedicated Chemistry Support Lab# 302C																																										
EQ-1	Fume hoods w/Nitrogen Gas		CFCI	1		2	60	34	36				F	X	X			X		X		X						X			X		X			X					
EQ-1A	Fume hoods w/Nitrogen Gas (Accesible Hood)		CFCI	1		2	60	34	36				F	X	X			X		X		X						X			X		X			X					
	Regular Built-in Bench		OFCI	0																																					
10-E27	Lyophilizer - next to a hood or vent		OFCI	1	1		24	36	48				B	X?																	X?									next a hood or vent.	
10-E28	HPLC and computer		OFCI				48	30					B	X?								X														x			x	Near data port	
	Chemical weighing station # (14ft x 32 inch bench space)						*168*	*32*																																	
	Media weighing station (7ft x 3ft bench space)						*84*	*36*																																	
	Glassware cabinet #1 (35inch x 16inch floor space)		OFCI	1	1		35	16	?				F																											OFCI?	
	Glassware Cabinet #2		OFCI	1	1		48	24					F																												
casework	Flammable storage cabinets		OFCI	2			48	33	36				F																												
10-E29	Drying Ovens (under bench, or bench space)	Precision	OFCI	2	2		23	22	32		302		UC/F/B																				120v/11.8A								
10-E41	Speed Vac. next to a hood or vent		OFCI	2									B	X																										next a hood or vent.	
Room Name: Dedicated Equipment Support Lab # 302D																																										
10-E23	Small Biosafety Cabinets	Labconco	OFCI	1	2		60	25	90		304B		F		X							X											115v/12A								
10-E30	-80 Freezer	**(Moved 1)**	OFCI	1	2		40	36	78				F																							x					
10-E31	Combined freezer/fridge	**(Moved 1)**	OFCI	1	2		40	35	68		304B		F																							x				**1 Moved**	
10-E32	4 deg C fridge		OFCI	1	3		35	35	68		302		F																				115v/4A			1 of...				**1 Moved, 1 abandoned**	
10-E33	Deli fridge	Thermo Scientific MR45SS-GAEE-TS	OFCI	1	1		53	33	78		302		F																				115v/8.8A								
	Plant Cart space		OFCI	2	2		24	48					F																												
10-E35	Floor fixed centrifuge	Sorvall RC-5B	OFCI	1	1		30	33	36		305		F																					208/ 30A						If no space in room, move to Shared Support Lab	
10-E36	Large swing bucket centrifuge		OFCI	1	1		32	24	29		302		F																												
10-E37	Sonicator		OFCI	1	1		18	18					B																												
Room Name: Dark Room Lab #302EA																																										
	Built-in benchtop w/Sink with Soil Trap			0																																					
10-E15	thermal cycler	C1000	OFCI	1	1		18	22	16		302		B																												
10-E16	Microwaves	**(Abandoned 1)**	OFCI	1	2		31	30					B																												
10-E17	*Nanodrop (26 inch x 30 inch bench space)*						*26*	*30*																																**Abandon 1**	
Room Name: Dedicated Dirty/Regulated Flex Support Lab #302E																																										
10-E38	Growth chamber with water/CO2 connections	HiPoint FHC-1200	OFCI	2	2		42	34	96		304		F				X																120v/18A/16A. (2) plugs per EQ							Sink or floor drain. Air vent on side.	
10-E39	Shakers	Relocate? Abandon?	OFCI	0																																					

Abbreviations

OFCI	Owner furnished and installed
OFCI	Owner furnished contractor installed
CFCI	Contractor furnished and installed

B	Bench
C	Ceiling
F	Floor
M	Mobile
P	Recessed pit
W	Wall
S	Shelf

Air	Compressed Air
CO	Carbon...
CO2	Carbon Dioxide
Gas	Natural Gas
LN2	Liquid Nitrogen
N2	Nitrogen
O2	Oxygen

V	Vacuum
SG	Special Gas
ROOI	Rev. Osmosis Deionoz. Water
PW	Pure Water
CW	Chilled Water
PCW	Process Water
HW	Hot Water

EM	Emergency Power
HdWr	Hard Wired
BMS	On Building Management System
TD	Tel/Data & Alarm

Confirm pressure required for compressed air wherever...

ELLENZWEIG

RENOVATE PLANT SCIENCE BUILDING - PHASE 2
SUCF Project No. 161026-00
236 Tower Road
Ithaca, NY 14853

Cornell CALS College of Agriculture and Life Sciences

SUNY State University Construction Fund

Ellenzweig
Architecture | Planning
230 Congress Street
Boston, MA 02110
T 617 491-5575

Ryan Biggs Clark Davis
Structural Engineers
257 Ushers Road
Clifton Park, NY 12065
T 518 406-5506

Salas O'Brien Consulting & Engineering Group of NY, Inc.
Mechanical Engineers
300 Trolley Blvd.
Rochester, NY 14606
T 585 288-5590

Jade Stone Engineering
Electrical Engineers
444 Vanduzee St.
Watertown, NY 13601
T 315 836 4062

Watson Engineering
Plumbing
4500 State Route 434
Apalachin, NY 13732
T 607 223-4334

DM Engineers
Fire Protection Engineers
1007 Yonkers Ave
Yonkers, NY 10704
T 929 333-2339

Bell & Spina
Building Envelope
215 Wyoming Street S
Syracuse, NY 13204
T 315 488-0377

Environ. Design & Research
Historic Preservation, Landscape, Civil Engineering
217 Montgomery St, Suite 1000
Syracuse, NY 13202
T 315 471-0688

Schuler Shook
Lighting Design
240 W 40th Street, 2nd Floor
New York, NY 10018
T 212 439-5650

D2D Green Design
Sustainability PH2
10 Hallenbeck Hill
East Greenbush, NY 12061
T 518 729-2967

Shen Milsom & Wilke
Acoustics, IT, AV, Security
417 Fifth Avenue
New York, NY 10016
T 212 725-6800

Watts Architects & Engineers
Asbestos, Haz Mat
95 Perry Street, Suite 300
Buffalo, NY 14203
T 716 206-5122

Hastings Consulting
Building Code
142 Hanlon Rd
Holliston, MA 01746
T 508 397-8417

Ellana
Cost Consulting
32 Broadway, Suite 801
New York, NY 10004
T 212971-0936

Notes:

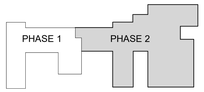

Keyplan

Job Number 31909.00
Drawing By EC
Checked By SMe
Filename
Date August 31, 2026

Revisions

THIRD FLOOR NORTH - LAB EQUIPMENT SCHEDULE - PHASE 2

BID DOCUMENTS
Scale:

A10.75

2024 Ellenzweig ©

10/14/2026 11:27:59 AM
Autodesk Docs://31909 SUCF Cornell Plant Sciences/31909_Cornell PSB_Arch_R23.rvt

New York State College of Agriculture and Life Sciences at Cornell University

Plant Science Building
State University Construction Fund Project No. 161026-00
Group 11 - Biodiversity

Laboratory Equipment Schedule

11 - Biodiversity Lvl 4-North

PLUG & PLAY — Plug & play equipment is equipment requiring small floor/benchtop space and no utility connections (Exhaust, Lab Services, Special grounding, etc.) beyond standard 110v power. This will typically include small equipment such as printers, computers, scanners, benchtop centrifuges, water baths, Gel Rigs, etc.

Date: 14-Oct-26

ID	Equipment	Manufacturer and Model	Provided by/ Installed by	Quantity Total	Quantity Exist	Quantity New	Size (inches) W	Size (inches) D	Size (inches) H	Existing Building	Existing Room #	Plug & Play? Place (X)	Mounting Location	Services Vent/ Exhaus...	Air (PSI)	CO (PSI)	CO2 (PSI)	Gas (PSI)	N2 (PSI)	O2 (PSI)	V (Hg)	SG 1 (PSI)	SG 2 (PSI)	SG 3 (PSI)	RODI	PW (1,2,3)	CW	PCW Deg...	HW	Waste Lab	Flr.	Wall	Power 110v	208v	460v	Hard Wired	EM	BMS	T/D	Architectural Notes	Plumbing and Electrical Notes / Questions
Room:																																									
Room Name:	**Wet Main Research Lab # 402**																																								
11-E01	incubator (grey)	VWR	OFCI		1		30	30	33				B				X?															120v							Confirm utilities	
11-E02	water purifier?		OFCI								401		W																												
Room Name:	**Dedicated Microscopy Support Lab# 402A**																																								
	Built-in bench on one side or room																																						Provide a 70" knee hole	
11-E10	Compound Microscope. Group A connected	Nikon e600	OFCI		1		11	22.72	21.5				B																										Stable benches that minimize vibration, chairs easily roll between microscopes	
11-E11	Computer station. Group A connected	Mac Mini, Dell 27" Monitor, keyboard, mouse	OFCI		1		24	24	21				B																			x							Microscopes adjacent in pairs next to computer station so camera moves easily between them	
11-E12	Dissecting Microscope. Group A connected	Olympus SZX12	OFCI		1		11.22	13.25	15.75				B																			x								
11-E13	Gooseneck light source. Group A connected	Fostec	OFCI		1		7.5	7.5	7				B																			115v/3A							Light source for microscope 11-E12	
11-E14	Desktop microtome. Group B connected	American Optics, benchtop model 880	OFCI		1		8	7	16				B																			x							clamps to bench edge. +2 inch clamp	
11-E15	microtome accessory. Group B connected	Water reservoir for Tissu-Freeze	OFCI		1		11	11	15				B																			x								
11-E16	Tissu-Freez. Group B connected	Bailey Instruments	OFCI		1		14	10	7				B																			x								
11-E17	Inverted Microscope	Olympus IX50-S8F	OFCI		1		12	24	18				B																			x								
11-E18	Compound Microscope	Olympus BH-2	OFCI		1		8	11	15				B																			x								
Room Name:	**Dedicated PCR/Cleanroom/Equipment Support Lab # 402B**																																								
	gel photography station	Accuris SmartDoc	OFCI		1		12	12	12				B																			x							Plug-n-play equipment, will not be shown on Equipment Plans	
	Agarose gel rigs	Bio-Rad	OFCI		2		8	12	4				B																			x							should be on shelf above gel rigs for safety. This is a plug-n-play equipment.	
	Microwave oven	Kenmore (benchtop)	OFCI		1		21	12	12				B																			115v/5A							Plug-n-play equipment, will not be shown on Equipment Plans	
11-E22	-20 freezer	Frigidaire	OFCI		1		32	29	70				F																			115v/5A								
Room Name:	**Dedicated Chemistry Support Lab # 402C**																																								
EQ-1A	Chemical Fumehood	with flammable storage adjacent	CFCI	1		1	48						F	X	X			X			X						X			X		X				X					
																																							place room away from vibration sources	
Room Name:	**Dedicated Culture Support Lab# 402D**																																								
11-E23	Class II BSC	NuAire NU425-600	OFCI?		1		78	33	87				F		X						X											115v/14A								
11-E24	Refrigerator	Whirlpool	OFCI		2		32	30	59				F																			115v/4A								
11-E25	Incubator	Precision 818	OFCI		1		32	32	78				F																			120v/7.6A								
11-E26	Incubator	Percival 130VL	OFCI		1		32	28	47				F																			115v/7A								
11-E27	refrigerator	Whirlpool	OFCI		1		32	29	64				F																										Could this be relocated to either Chemistry, Culture or PCR/Cleanroom	

Abbreviations

OFCI	Owner furnished and installed
OFCI	Owner furnished contractor installed
CFCI	Contractor furnished and installed

B	Bench
C	Ceiling
F	Floor
M	Mobile
P	Recessed pit
W	Wall
S	Shelf

Air	Compressed Air
CO	Carbon...
CO2	Carbon Dioxide
Gas	Natural Gas
LN2	Liquid Nitrogen
N2	Nitrogen
O2	Oxygen

V	Vacuum
SG	Special Gas
RODI	Rev. Osmosis Deioniz. Water
PW	Pure Water
CW	Chilled Water
PCW	Process Water
HW	Hot Water

EM	Emergency Power
HxWr	Hard Wired
BMS	On Building Management System
TD	Tel/Data & Alarm

Confirm pressure required for compressed air wherever...

RENOVATE PLANT SCIENCE BUILDING - PHASE 2
SUCF Project No. 161026-00
236 Tower Road
Ithaca, NY 14853

Cornell CALS College of Agriculture and Life Sciences
SUNY State University Construction Fund

Ellenzweig
Architecture | Planning
230 Congress Street
Boston, MA 02110
T 617 491-5575

Ryan Biggs Clark Davis
Structural Engineers
257 Ushers Road
Clifton Park, NY 12065
T 518 406-5506

Salas O'Brien Consulting & Engineering Group of NY, Inc.
Mechanical Engineers
300 Trolley Blvd.
Rochester, NY 14606
T 585 288-5590

Jade Stone Engineering
Electrical Engineers
444 Vanduzee St.
Watertown, NY 13601
T 315 836 4062

Watson Engineering
Plumbing
4500 State Route 434
Apalachin, NY 13732
T 607 223-4334

DM Engineers
Fire Protection Engineers
1007 Yonkers Ave
Yonkers, NY 10704
T 929 333-2339

Bell & Spina
Building Envelope
215 Wyoming Street S
Syracuse, NY 13204
T 315 488-0377

Environ. Design & Research
Historic Preservation, Landscape, Civil Engineering
217 Montgomery St, Suite 1000
Syracuse, NY 13202
T 315 471-0688

Schuler Shook
Lighting Design
240 W 40th Street, 2nd Floor
New York, NY 10018
T 212 439-5650

D2D Green Design
Sustainability PH2
10 Hallenbeck Hill
East Greenbush, NY 12061
T 518 729-2967

Shen Milsom & Wilke
Acoustics, IT, AV, Security
417 Fifth Avenue
New York, NY 10016
T 212 725-6800

Watts Architects & Engineers
Asbestos, Haz Mat
95 Perry Street, Suite 300
Buffalo, NY 14203
T 716 206-5122

Hastings Consulting
Building Code
142 Hanlon Rd
Holliston, MA 01746
T 508 397-8417

Ellana
Cost Consulting
32 Broadway, Suite 801
New York, NY 10004
T 212971-0936

Notes:

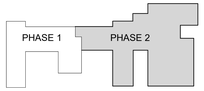

Keyplan

Job Number 31909.00
Drawing By EC
Checked By SMe
Filename
Date August 31, 2026

Revisions

FOURTH FLOOR NORTH - LAB EQUIPMENT SCHEDULE - PHASE 2

REGISTERED ARCHITECT JAMES VINCENT RESNICK 022901-1 STATE OF NEW YORK

BID DOCUMENTS
Scale:

A10.76

2024 Ellenzweig ©

10/14/2026 11:28:07 AM
Autodesk Docs://31909 SUCF Cornell Plant Science/31909_Cornell PSB_Arch_R23.rvt

New York State College of Agriculture and Life Sciences at Cornell University

Plant Science Building
State University Construction Fund Project No. 161026-00
Shared Support Labs

ELLENZWEIG

Laboratory Equipment Schedule — **Shared Support Labs**

PLUG & PLAY: Plug & play equipment is equipment requiring small floor/benchtop space and no utility connections (Exhaust, Lab Services, Special grounding, etc.) beyond standard 110v power. This will typically include small equipment such as printers, computers, scanners, benchtop centrifuges, water baths, Gel Rigs, etc.

Date: 14-Oct-26

ID	Equipment	Manufacturer and Model	Provided by/ Installed by	Total	Exist	New	W	D	H					Vent/ Exhaus...	Air (PSI)	CO (PSI)	CO2 (PSI)	Gas (PSI)	LN2	N2 (PSI)	O2 (PSI)	V (Hg)	SG 1 (PSI)	SG 2 (PSI)	SG 3 (PSI)	RODI	PW (1,2,3)	CW	PCW Deg...	HW	Lab	Flr.	Wall	110v	208v	208v	Hard Wired	EM	BMS	T/D	Architectural Notes	Plumbing and Electrical Notes / Questions
PHASE 2 SHARED SUPPORT...																																										
Room...																																										
Room Name: Shared Messy Soil Grinding / Room #G01																																										
S-E01	Roller Grinder		OFCI	1			36	24	12					B																												
S-E01a	**Vacuum Containment System**		**OFCI**	1		1																																				
S-E02	Air Compressor		OFCI	1																																						
EQ-11	Snorkel?		CFCI	1																																						
Room Name: Shared Soil and Sample Prep / Room #G02																																										
EQ-11	Snorkels		CHCI	47																																						
S-E03	BSC	5'	OFCI	1											X							X																				
S-E04	Oven	Assuming same as G03	OFCI	6			20	16	30					B																												
S-E05	**NOT USED**																																									
S-E06	**NOT USED**																																									
S-E07	Barrels		OFCI	?			?	?	32					F																									To be moved from temporary location in Phase 1	
S-E08	**NOT USED**																																									
Room Name: Shared Messy Plant Grinding / Room #G03																																										
S-E09	Wiley Mill	Model 4 (On a stand)	OFCI	1		1	15	24	28					F/B?																												
S-E09a	**Vacuum Containment System**		**OFCI**	1		1																																				
S-E10	Oven	Quincy Lab 40GCE-LT	OFCI	1			20	16	30					B																												
S-E02	Air Compressor		OFCI	1																																						
Room Name: Shared Field Work / Room #G04																																										
Room Name: Shared Clean Plant And Soil Grinding / Room #G05																																										
S-E11	Ball Mill	Cole-Parmer BM-400/ BM-450	OFCI	1			25	21	14					B																												
S-E011a	**Vacuum Containment System**		**OFCI**	1		1																																				
Room Name: Shared Instrumentation Support Lab / Room #G14																																										
S-E20	-80 Freezer		Place Holder	2										F																												
S-E21	Freezer		Place Holder	2										F																												
S-E22	Refrigerator		Place Holder	2										F																												
S-E23	Double deli		Place Holder	1										F																												
S-E24	Computer		Place Holder	1										B																												
S-E25	Printer		Place Holder	1										B																												
S-E26	Mass spectrometer		Place Holder	1										F/B																												
S-E27	Auto-sampler		Place Holder	1										B																												
S-E28	Nitrogen generator		Place Holder	1										F/B																												
S-E29	Hydrogen generator		Place Holder	1										F/B																												
S-E30	Zero-air machine		Place Holder	1										F/B																												
EQ-10	**Vacuum pump (SE-31)**	**In Caswework Vacuum Pump Cabinet**	**CFCI**	1		1								**F/B**																												
S-E32	Solvent tank		Place Holder	1										F/B?																												
Room Name: Shared Environmental Freezer Support Lab / Room #G26																																										
7-E43	-80 freezer new (OKV)	VWR	OFCI	1	1		47	37	79		612			F																				208-230v// 7A		x			working +2 inch offset at hinge when opened	
7-E44	-80 freezer (OKV)	Revco	OFCI	1	1		42	37	78		606			F																			115v/16A		x			working	
7-E57				1	1																																					
10-E18	-20 Freezers		OFCI	3	3		35	35	78		302			F																				115v/2.2A		x				
Room Name: Shared Environmental Cold Support Lab / Room #G28 and #G30																																										
7-E77	Chemical shelves (OKV)	Typical metro-shelves	OFCI	1	1		55	17.5	66					F																												
7-E78	Personal shelves (OKV)	Typical metro-shelves	OFCI	2	2		57	17.5	66					F																												
7-E79	Microcentrifuges (OKV)	Fisher Scientific	OFCI	1	1		9	13.5	18					B																			x						Plug and play?	
7-E80		Omni International	OFCI	1	1		20	16	15					B																			x						Plug and play?	
Room Name: Shared "Freezer Farm" Equipment Support Lab / Room #G32																																										
6-E38	chest freezers	unknown		1	X		65	29	35					F																			X									
6-E39	chest freezers	unknown		1	X		46	29	35					F																			X									
7-E81	-80 Freezers (MUF)		OFCI	1			48	42	78					F																			x			x						
7-E82	-20 Freezers (MUF)		OFCI	1			38	38	78					F																			x			x						
7-E83	Growth Chamber	Percival 36 Series	OFCI	1			?	?	?					F																			115v/10A									
Room Name: Shared Overflow Support Lab / Room #G34																																										
Room Name: Shared Flex Support Lab / Room #G36																																										
Room Name: Shared Flex Support Lab / Room #G38																																										
Room Name: Shared General Equipment Support Lab / Room #G40																																										
6-E40	Oven	Fisher	OFCI	1	X		25	24	27					B																			X						Confirm type	
Room Name: Shared Flex Support Lab / Room #118																																										
6-E31	Freeze dryer	Labconco		1			32	32	64		123			F																			115v/8A. (2) plugs									
6-E32	Speed vap	Thermo SPD1400DA		1	X		14	18	14					B																			115v/6A									
6-E33	Vapor trap	Thermo RVT 5105		1	X		23	25	18					B																			x						WASTE LINE VENTED TO FUME HOOD	
6-E34	Pump	Thermo		1			16	10	18					UC																									**New Vac pump? Locate in new vac pump cabinet?**	
EQ-XX	Ice-maker (from Group 6 Bradfield Rm 302)		CFCI	1	X		24	27	34					F																X			X									
6-E35	Growth Chamber	Percival	OFCI	1	X		40	32	65					F																			X						If space is limited, could be moved to Ground Floor	
6-E36	Small black refrigerator	CWR12115Z	OFCI	1	X		24	29	55					F																			115v/1.58A									
6-E37	Oven		OFCI	1	X		29	26	33					B	X?																		X						Confirm if vented and type?	
6-E41	Growth Chamber		OFCI	1	X		32	33	85					F															X				X						If space is limited, could be moved to Ground Floor	
Room Name: Shared Flex Support Lab / Room #228																																										
9-E01	Ultra-Low (-20) Freezers	Thermal	OFCI	1		1	33	33	66					F																							x					
9-E02	Refrigerator	GE	OFCI	1		1	32	33	68					F																			x									
9-E06	LN2 DEWAR	Airgas	OFCI	1		1	30	33	68					F					x																				Pour-off station createdin RM 226	
9-E11	Ultra-Low (-80) Freezers	VWR	OFCI	1		1	50	40	78					F																			x			x						
10-E31	Combined freezer/fridge		OFCI	1	2		35	35	68		304B			F																						x						
10-E32	4 deg C fridge		OFCI	1	3		35	35	68		302			F																			115v/4A			1 of						
Room Name: Shared Small Autoclave Lab / Room #304																																										
EQ-2D	Autoclave	Amsco 600LS	CFCI	1		1	41	52	78					F	X											X				2" ODT Drain Term				208/240 VAC 60 Hz, 3-Phase		X			Rigging ht: 78", Fascia ht" 89". Integral steam generator sit below chamber	
EQ-3A	Glassware Washer	Steris Reliance 300XLS	CFCI	1		1	29	31	79					F	X											X					X Floor Sink		208 VAC, 60 Hz, 3-Phase		X			Group 7 indicated they need DW that cleans with acid and detergent. Existing DW has RO and acid attached separately to DW's side and rear. 208V, 24"W x 27"D x 33"H.	
EQ-6A	Dishwasher	Lancer 810 LX	CFCI	1		1	24	27	33					F												X													Group 7 indicated they need DW that cleans with acid and detergent. Existing DW has RO and acid attached separately to DW's side and rear. 208V, 24"W x 27"D x 33"H.	
	Dishwashing cart space			1			24	48						F																												
	Dishwashing area/waste area (75 inch x 30 inch bench space)						75	30																																		
EQ-XX	Dishwashing cart			1			24	48						F																												
Room Name: Shared Flex Support Lab / Room #326																																										
8-E12	Freezer (PSB 227)	Frigidaire	OFCI	1	1		29	32	71		CHECK			F																			115v/5A assume dedicated circuit		x					
8-E13	2-door Deli Case (PSB 227)	SM-49R	OFCI	1	1		48	32	83		CHECK			F																			assume dedicated circuit							
10-E41	Speed Vac, next to a hood or vent	**MOVED**																																								
8-E18	Class II Biosafety Cabinet (PSB 220)	The Baker Company, SterilGARD III Advance, Model # SG403A, Serial # 85707	OFCI	1	1		54	32	87		CHECK			F		X						X											115v/13A/60Hz						**Assuming Vac and Air typical at all BSCs, connected or stubbed above ceilling, Date of Manuf. 10/26/2005.**	
10-E14	qRT-PCR machine and laptop	**(1 Moved to 326)**		1	2		48	24	24					B																												
10-E18	-20 Freezers	**(1 of 5)**	OFCI	1	5		35	35	78		302			F																			115v/2.2A			x			**Move 1, Abandon 3**	
10-E26	Short incubators (Under counter)	Fisher	OFCI	2	2		25	28	30		302			UC																			115v/5A						Produces heat - requires space around EQ	
10-E31	**Possible Location**	**Or 228 if conflict**																																								
10-E40	**Paint Shaker**		**OFCI**																																							

Abbreviations

OFCI	Owner furnished and installed
OFCI	Owner furnished contractor installed
CFCI	Contractor furnished and installed

B	Bench
C	Ceiling
F	Floor
M	Mobile
P	Recessed pit
W	Wall
S	Shelf

Air	Compressed Air
CO	Carbon...
CO2	Carbon Dioxide
Gas	Natural Gas
Ln2	Liquid Nitrogen
N2	Nitrogen
O2	Oxygen

V	Vacuum
SG	Special Gas
RODI	Rev. Osmosis Deioniz. Water
PW	Pure Water
CW	Chilled Water
PCW	Process Water
HW	Hot Water

EM	Emergency Power
HxWi	Hard Wired
BMS	On Building Management System
TD	Tel/Data & Alarm

Confirm pressure required for compressed air wherever...

RENOVATE PLANT SCIENCE BUILDING - PHASE 2
SUCF Project No. 161026-00

236 Tower Road
Ithaca, NY 14853

Cornell CALS College of Agriculture and Life Sciences

SUNY State University Construction Fund

Ellenzweig
Architecture | Planning
230 Congress Street
Boston, MA 02110
T 617 491-5575

Ryan Biggs Clark Davis
Structural Engineers
257 Ushers Road
Clifton Park, NY 12065
T 518 406-5506

Salas O'Brien Consulting & Engineering Group of NY, Inc.
Mechanical Engineers
300 Trolley Blvd.
Rochester, NY 14606
T 585 288-5590

Jade Stone Engineering
Electrical Engineers
444 Vanduzee St.
Watertown, NY 13601
T 315 836 4062

Watson Engineering
Plumbing
4500 State Route 434
Apalachin, NY 13732
T 607 223-4334

DM Engineers
Fire Protection Engineers
1007 Yonkers Ave
Yonkers, NY 10704
T 929 333-2339

Bell & Spina
Building Envelope
215 Wyoming Street S
Syracuse, NY 13204
T 315 488-0377

Environ. Design & Research
Historic Preservation, Landscape, Civil Engineering
217 Montgomery St, Suite 1000
Syracuse, NY 13202
T 315 471-0688

Schuler Shook
Lighting Design
240 W 40th Street, 2nd Floor
New York, NY 10018
T 212 439-5650

D2D Green Design
Sustainability PH2
10 Hallenbeck Hill
East Greenbush, NY 12061
T 518 729-2967

Shen Milsom & Wilke
Acoustics, IT, AV, Security
417 Fifth Avenue
New York, NY 10016
T 212 725-6800

Watts Architects & Engineers
Asbestos, Haz Mat
95 Perry Street, Suite 300
Buffalo, NY 14203
T 716 206-5122

Hastings Consulting
Building Code
142 Hanlon Rd
Holliston, MA 01746
T 508 397-8417

Ellana
Cost Consulting
32 Broadway, Suite 801
New York, NY 10004
T 212971-0936

Notes:

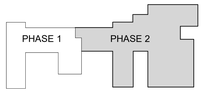

Keyplan

Job Number	31909.00
Drawing By	Author
Checked By	Checker
Filename	
Date	August 31, 2026

Revisions

SHARED SUPPORT - LAB EQUIPMENT SCHEDULE - PHASE 2

REGISTERED ARCHITECT JAMES ROBERT BIGGS 022901-1 STATE OF NEW YORK

BID DOCUMENTS
Scale:

A10.77

2024 Ellenzweig ©

10/14/2026 11:28:15 AM

Autodesk Docs://31909 SUCF Cornell Plant Science/31909_Cornell PSB_Arch_R23.rvt

New York State College of Agriculture and Life Sciences at Cornell University

Plant Science Building

State University Construction Fund Project No. 161026-00

Teaching Labs

Laboratory Equipment Schedule

Teaching

PLUG & PLAY	Plug & play equipment is equipment requiring small floor/benchtop space and no utility connections (Exhaust, Lab Services, Special grounding, etc.) beyond standard 110v power. This will typically include small equipment such as printers, computers, scanners, benchtop centrifuges, water baths, Gel Rigs, etc.

Date: 14-Oct-26

ID	Equipment	Manufacturer and Model	Provided by/ Installed by	Quantity Total	Quantity Exist	Quantity New	Size (inches) W	Size (inches) D	Size (inches) H	Existing Building	Existing Room #	Plug & Play? Place (X)	Services: Mounting Location	Vent/ Exhaus...	Air (PSI)	CO (PSI)	CO2 (PSI)	Gas (PSI)	LN2	N2 (PSI)	O2 (PSI)	V (Hg)	SG 1 (PSI)	SG 2 (PSI)	SG 3 (PSI)	RODI	PW (1,2,3)	CW	PCW Deg...	HW	Waste: Lab	Flr.	Wall	Power: 110v	208v	460v	Hard Wired	EM	BMS	T/D	Architectural Notes	Plumbing and Electrical Notes / Questions
PHASE 2 TEACHING LABS																																										
Room...																																										
Room Name: Plant Physiology Teaching Lab / Room #G236																																										
EQ-1A	Chemical Fumehood (ADA)	See drawings and specifications	CFCI	1		1								X	X			X				X						X									X					
Room Name: Plant Physiology Prep Lab / Room #G230																																										
EQ-1A	Chemical Fumehood (ADA)	See drawings and specifications	CFCI	1		1								X	X			X				X						X									X					
EQ-9	Deli Fridge	See drawings and specifications	CFCI	1		1																																				
EQ-10	Vac Pump	See drawings and specifications	CFCI	1		1																																				
EQ-12	Cord Reel	See drawings and specifications	CFCI	1		1																																				

Abbreviations

OFOI	Owner furnished and installed
OFCI	Owner furnished contractor installed
CFCI	Contractor furnished and installed

B	Bench
C	Ceiling
F	Floor
M	Mobile
P	Recessed pit
W	Wall
S	Shelf

Air	Compressed Air
CO	Carbon...
CO2	Carbon Dioxide
Gas	Natural Gas
LN2	Liquid Nitrogen
N2	Nitrogen
O2	Oxygen

V	Vacuum
SG	Special Gas
RODI	Rev. Osmosis Deioniz. Water
PW	Pure Water
CW	Chilled Water
PCW	Process Water
HW	Hot Water

EM	Emergency Power
HrWr	Hard Wired
BMS	On Building Management System
TD	Tel/Data & Alarm

Confirm pressure required for compressed air wherever...

ELLENZWEIG

RENOVATE PLANT SCIENCE BUILDING - PHASE 2

SUCF Project No. 161026-00

236 Tower Road
Ithaca, NY 14853

Cornell CALS College of Agriculture and Life Sciences

SUNY State University Construction Fund

Ellenzweig
Architecture | Planning
230 Congress Street
Boston, MA 02110
T 617 491-5575

Ryan Biggs Clark Davis
Structural Engineers
257 Ushers Road
Clifton Park, NY 12065
T 518 406-5506

Salas O'Brien Consulting & Engineering Group of NY, Inc.
Mechanical Engineers
300 Trolley Blvd.
Rochester, NY 14606
T 585 288-5590

Jade Stone Engineering
Electrical Engineers
444 Vanduzee St.
Watertown, NY 13601
T 315 836 4062

Watson Engineering
Plumbing
4500 State Route 434
Apalachin, NY 13732
T 607 223-4334

DM Engineers
Fire Protection Engineers
1007 Yonkers Ave
Yonkers, NY 10704
T 929 333-2339

Bell & Spina
Building Envelope
215 Wyoming Street S
Syracuse, NY 13204
T 315 488-0377

Environ. Design & Research
Historic Preservation, Landscape, Civil Engineering
217 Montgomery St, Suite 1000
Syracuse, NY 13202
T 315 471-0688

Schuler Shook
Lighting Design
240 W 40th Street, 2nd Floor
New York, NY 10018
T 212 439-5650

D2D Green Design
Sustainability PH2
10 Hallenbeck Hill
East Greenbush, NY 12061
T 518 729-2967

Shen Milsom & Wilke
Acoustics, IT, AV, Security
417 Fifth Avenue
New York, NY 10016
T 212 725-6800

Watts Architects & Engineers
Asbestos, Haz Mat
95 Perry Street, Suite 300
Buffalo, NY 14203
T 716 206-5122

Hastings Consulting
Building Code
142 Hanlon Rd
Holliston, MA 01746
T 508 397-8417

Ellana
Cost Consulting
32 Broadway, Suite 801
New York, NY 10004
T 212971-0936

Notes:

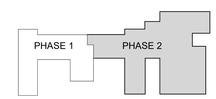

Keyplan

Job Number	31909.00
Drawing By	EC
Checked By	SMe
Filename	
Date	August 31, 2026

Revisions

TEACHING - LAB EQUIPMENT SCHEDULE - PHASE 2

REGISTERED ARCHITECT JAMES VINCENT RUSSO 022901-1 STATE OF NEW YORK

BID DOCUMENTS
Scale:

A10.78

2024 Ellenzweig ©

10/14/2026 11:28:24 AM

Autodesk Docs://31909 SUCF Cornell Plant Sciences/31909_Cornell PSB_Arch_R23.rvt

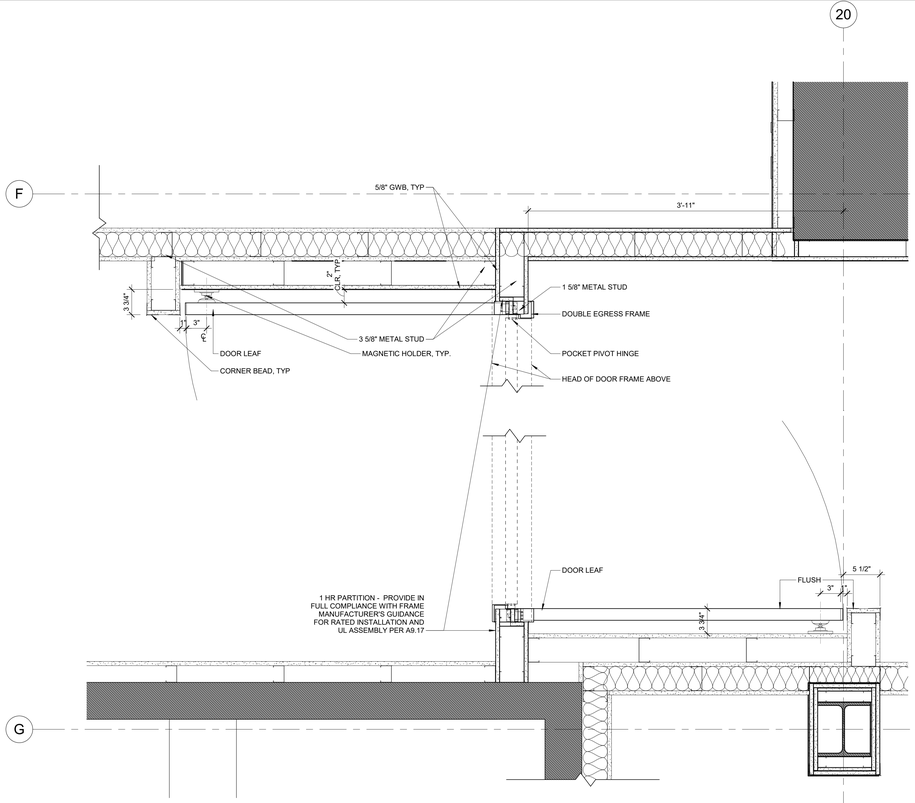

8 FIRST, SECOND, THIRD FLOORS - DOUBLE EGRESS DOORS JAMB DETAIL
1 1/2" = 1'-0"

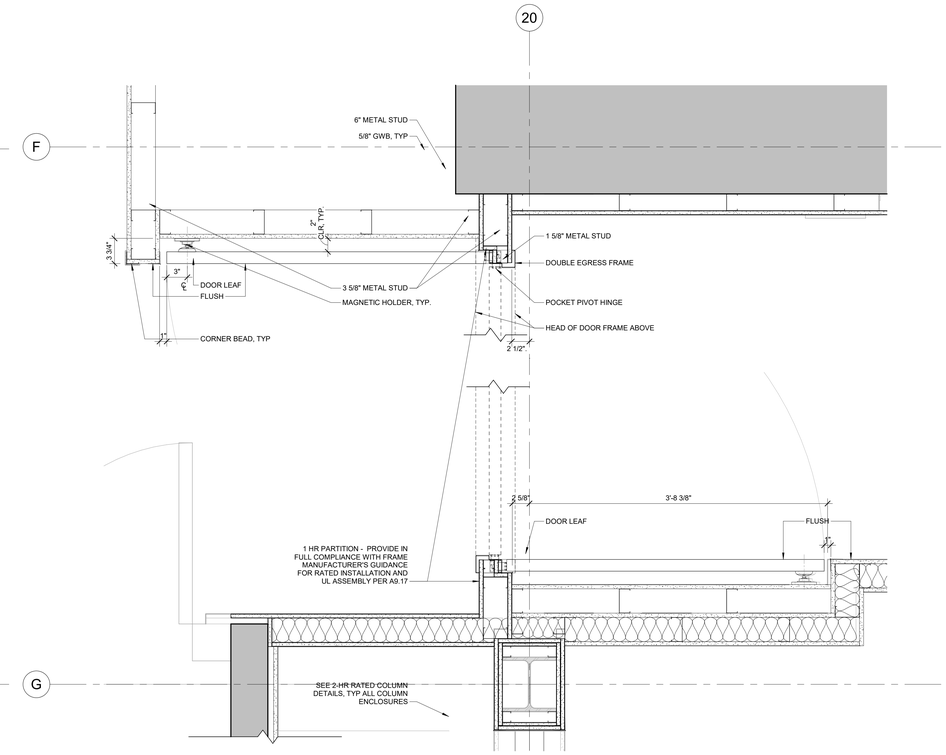

7 GROUND FLOOR - DOUBLE EGRESS DOORS JAMB DETAIL
1 1/2" = 1'-0"

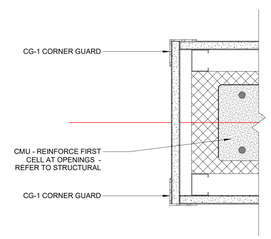

6 OPENING JAMB @ CMU PARTITIONS
3" = 1'-0"

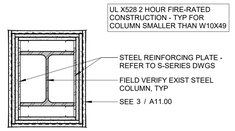

5 TYP 2-HR RATED ASSEMBLY AT REINFORCED COL.
1 1/2" = 1'-0"

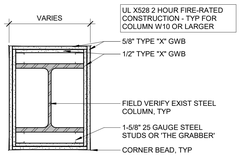

4 TYP 2-HR RATED ASSEMBLY AT LARGER COL.
1 1/2" = 1'-0"

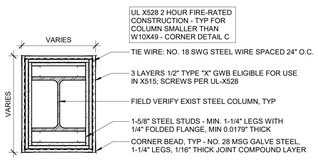

3 TYP 2-HR RATED ASSEMBLY AT SMALLER COL.
1 1/2" = 1'-0"

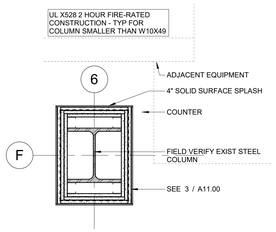

2 TEACHING LAB COLUMN @ COUNTER PHASE 2
1 1/2" = 1'-0"

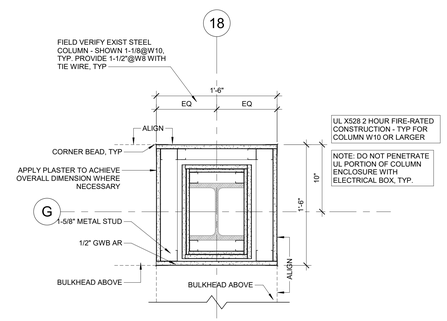

1 TYP. COLUMN ENCLOSURE AT COLLAB AREA - PHASE 2
1 1/2" = 1'-0"

RENOVATE PLANT SCIENCE BUILDING - PHASE 2
SUCF Project No. 161026-00
236 Tower Road
Ithaca, NY 14853

Cornell CALS College of Agriculture and Life Sciences
SUNY State University Construction Fund

Ellenzweig Architecture | Planning	230 Congress Street Boston, MA 02110 T 617 491-5575
Ryan Biggs Clark Davis Structural Engineers	257 Ushers Road Clifton Park, NY 12065 T 518 406-5506
Salas O'Brien Consulting & Engineering Group of NY, Inc. Mechanical Engineers	300 Trolley Blvd. Rochester, NY 14606 T 585 288-5590
Jade Stone Engineering Electrical Engineers	444 Vanduzee St. Watertown, NY 13601 T 315 836 4062
Watson Engineering Plumbing	4500 State Route 434 Apalachin, NY 13732 T 607 223-4334
DM Engineers Fire Protection Engineers	1007 Yonkers Ave Yonkers, NY 10704 T 929 333-2339
Bell & Spina Building Envelope	215 Wyoming Street S Syracuse, NY 13204 T 315 488-0377
Environ. Design & Research Historic Preservation, Landscape, Civil Engineering	217 Montgomery St, Suite 1000 Syracuse, NY 13202 T 315 471-0688
Schuler Shook Lighting Design	240 W 40th Street, 2nd Floor New York, NY 10018 T 212 439-5650
D2D Green Design Sustainability PH2	10 Hallenbeck Hill East Greenbush, NY 12061 T 518 729-2967
Shen Milsom & Wilke Acoustics, IT, AV, Security	417 Fifth Avenue New York, NY 10016 T 212 725-6800
Watts Architects & Engineers Asbestos, Haz Mat	95 Perry Street, Suite 300 Buffalo, NY 14203 T 716 206-5122
Hastings Consulting Building Code	142 Hanlon Rd Holliston, MA 01746 T 508 397-8417
Ellana Cost Consulting	32 Broadway, Suite 801 New York, NY 10004 T 212971-0936

Notes:

INDICATES EXISTING CONSTRUCTION TO REMAIN

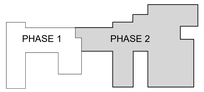

Keyplan

Job Number	31909.00
Drawing By	BF
Checked By	AT
Filename	
Date	August 31, 2026

Revisions

INTERIOR DETAILS - DOUBLE EGRESS DOORS, FIRE RATED COLUMNS

BID DOCUMENTS
Scale: As indicated

REGISTERED ARCHITECT THOMAS VINCENT ROSSI 022801 STATE OF NEW YORK

A11.00

2024 Ellenzweig ©

10/8/2026 9:26:59 PM
Autodesk Docs://31909 SUCF Cornell Plant Sciences/31909_Cornell PSB_Arch_R23.rvt

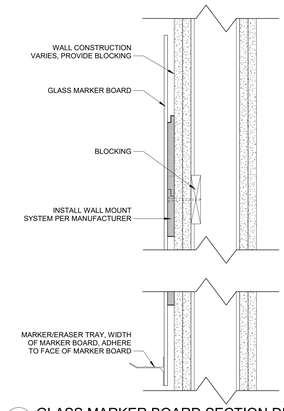

4 GLASS MARKER BOARD SECTION DETAIL
3" = 1'-0"

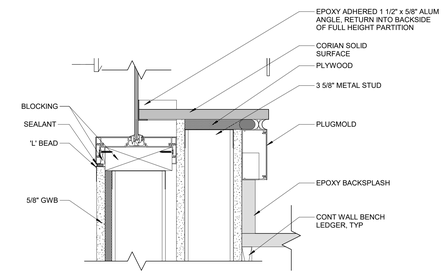

8 ALUMINUM FRAME SILL DETAIL PHASE 2
3" = 1'-0"

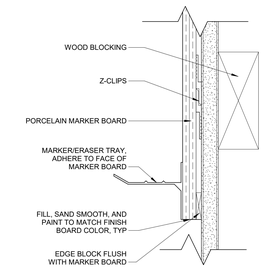

3 TYPICAL MARKER BOARD TRAY
6" = 1'-0"

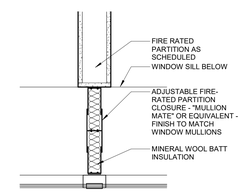

7 1 HR. RATED WALL CLOSURE AT WINDOW MULLION
1 1/2" = 1'-0"

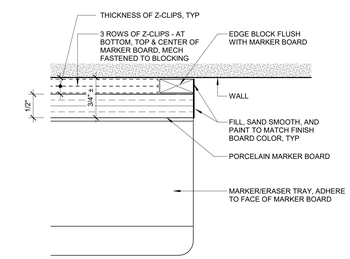

2 TYPICAL MARKER BOARD PLAN
1/2" = 1'-0"

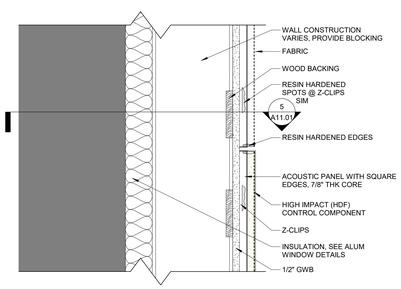

6 ACOUSTIC WALL PANEL PLAN SECTION
3" = 1'-0"

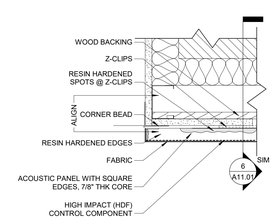

5 ACOUSTIC WALL PANEL PLAN
3" = 1'-0"

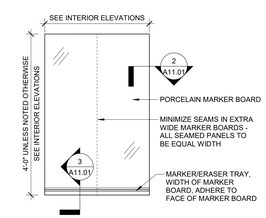

1 TYPICAL MARKER BOARD ELEVATION
3/4" = 1'-0"

RENOVATE PLANT SCIENCE BUILDING - PHASE 2
SUCF Project No. 161026-00

236 Tower Road
Ithaca, NY 14853

Cornell CALS College of Agriculture and Life Sciences

SUNY State University Construction Fund

Ellenzweig Architecture | Planning	230 Congress Street Boston, MA 02110 T 617 491-5575
Ryan Biggs Clark Davis Structural Engineers	257 Ushers Road Clifton Park, NY 12065 T 518 406-5506
Salas O'Brien Consulting & Engineering Group of NY, Inc. Mechanical Engineers	300 Trolley Blvd. Rochester, NY 14606 T 585 288-5590
Jade Stone Engineering Electrical Engineers	444 Vanduzee St. Watertown, NY 13601 T 315 836 4062
Watson Engineering Plumbing	4500 State Route 434 Apalachin, NY 13732 T 607 223-4334
DM Engineers Fire Protection Engineers	1007 Yonkers Ave Yonkers, NY 10704 T 929 333-2339
Bell & Spina Building Envelope	215 Wyoming Street S Syracuse, NY 13204 T 315 488-0377
Environ. Design & Research Historic Preservation, Landscape, Civil Engineering	217 Montgomery St, Suite 1000 Syracuse, NY 13202 T 315 471-0688
Schuler Shook Lighting Design	240 W 40th Street, 2nd Floor New York, NY 10018 T 212 439-5650
D2D Green Design Sustainability PH2	10 Hallenbeck Hill East Greenbush, NY 12061 T 518 729-2967
Shen Milsom & Wilke Acoustics, IT, AV, Security	417 Fifth Avenue New York, NY 10016 T 212 725-6800
Watts Architects & Engineers Asbestos, Haz Mat	95 Perry Street, Suite 300 Buffalo, NY 14203 T 716 206-5122
Hastings Consulting Building Code	142 Hanlon Rd Holliston, MA 01746 T 508 397-8417
Ellana Cost Consulting	32 Broadway, Suite 801 New York, NY 10004 T 212971-0936

Notes:

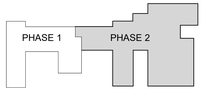

Keyplan

Job Number	31909.00
Drawing By	BF
Checked By	AT
Filename	
Date	August 31, 2026

Revisions

INTERIOR DETAILS

REGISTERED ARCHITECT JAMES ROBERT BIGGS 022991-1 STATE OF NEW YORK

BID DOCUMENTS
Scale: As indicated

A11.01

2024 Ellenzweig ©

11/8/2026 9:26:12 PM
Autodesk Docs://31909 SUCF Cornell Plant Science/31909_Cornell PSB_Arch_R23.rvt

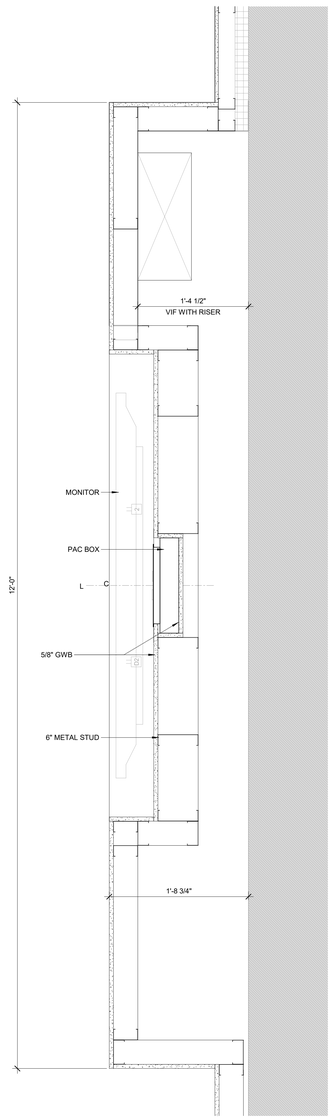

4 RECESSED MONITOR AND DUCT SHAFT AT THIRD FLOOR COLLAB 305
1 1/2" = 1'-0"

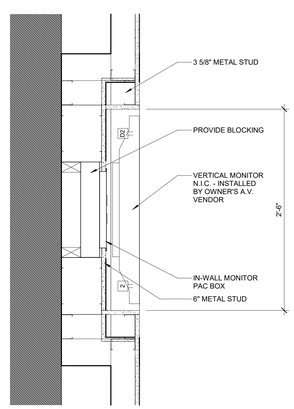

3 RECESSED VERITCAL MONITOR AT VESTIBULE
1 1/2" = 1'-0"

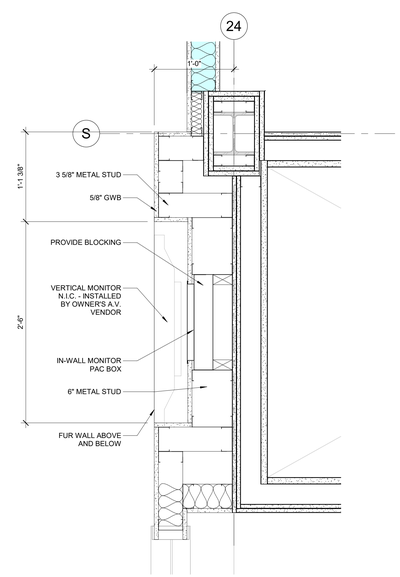

2 RECESSED VERITCAL MONITOR AT BIO-HUB ENTRY
1 1/2" = 1'-0"

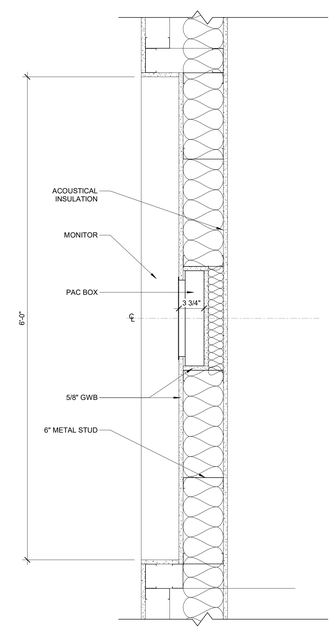

1 RECESSED MONITOR WALL - PHASE 2
1 1/2" = 1'-0"

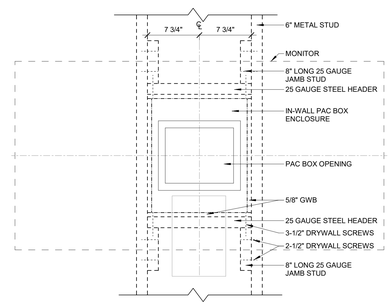

6 PAC BOX ELEVATION .
1 1/2" = 1'-0"

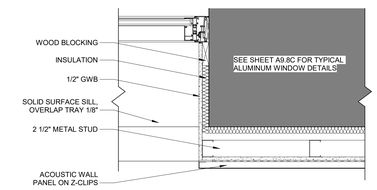

5 CLASSROOM 133 ACOUSTIC WALL PANEL PLAN DETAIL
1 1/2" = 1'-0"

RENOVATE PLANT SCIENCE
BUILDING - PHASE 2
SUCF Project No. 161026-00

236 Tower Road
Ithaca, NY 14853

Cornell CALS College of Agriculture and Life Sciences

SUNY State University Construction Fund

Ellenzweig Architecture | Planning	230 Congress Street Boston, MA 02110 T 617 491-5575
Ryan Biggs Clark Davis Structural Engineers	257 Ushers Road Clifton Park, NY 12065 T 518 406-5506
Salas O'Brien Consulting & Engineering Group of NY, Inc. Mechanical Engineers	300 Trolley Blvd. Rochester, NY 14606 T 585 288-5590
Jade Stone Engineering Electrical Engineers	444 Vanduzee St. Watertown, NY 13601 T 315 836 4062
Watson Engineering Plumbing	4500 State Route 434 Apalachin, NY 13732 T 607 223-4334
DM Engineers Fire Protection Engineers	1007 Yonkers Ave Yonkers, NY 10704 T 929 333-2339
Bell & Spina Building Envelope	215 Wyoming Street S Syracuse, NY 13204 T 315 488-0377
Environ. Design & Research Historic Preservation, Landscape, Civil Engineering	217 Montgomery St, Suite 1000 Syracuse, NY 13202 T 315 471-0688
Schuler Shook Lighting Design	240 W 40th Street, 2nd Floor New York, NY 10018 T 212 439-5650
D2D Green Design Sustainability PH2	10 Hallenbeck Hill East Greenbush, NY 12061 T 518 729-2967
Shen Milsom & Wilke Acoustics, IT, AV, Security	417 Fifth Avenue New York, NY 10016 T 212 725-6800
Watts Architects & Engineers Asbestos, Haz Mat	95 Perry Street, Suite 300 Buffalo, NY 14203 T 716 206-5122
Hastings Consulting Building Code	142 Hanlon Rd Holliston, MA 01746 T 508 397-8417
Ellana Cost Consulting	32 Broadway, Suite 801 New York, NY 10004 T 212971-0936

Notes:

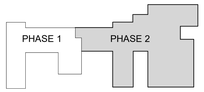

Keyplan

Job Number 31909.00
Drawing By BF
Checked By AT
Filename
Date August 31, 2026

Revisions

INTERIOR DETAILS

REGISTERED ARCHITECT
JAMES VINCENT ROSSI
022901-1
STATE OF NEW YORK

BID DOCUMENTS
Scale: 1 1/2" = 1'-0"

A11.02

2024 Ellenzweig ©

Autodesk Docs://31909 SUCF Cornell Plant Sciences/31909_Cornell PSB_Arch_R23.rvt 10/8/2026 9:26:23 PM

RENOVATE PLANT SCIENCE
BUILDING - PHASE 2

SUCF Project No. 161026-00

236 Tower Road
Ithaca, NY 14853

Cornell CALS College of Agriculture and Life Sciences

SUNY State University Construction Fund

Ellenzweig Architecture | Planning	230 Congress Street Boston, MA 02110 T 617 491-5575
Ryan Biggs Clark Davis Structural Engineers	257 Ushers Road Clifton Park, NY 12065 T 518 406-5506
Salas O'Brien Consulting & Engineering Group of NY, Inc. Mechanical Engineers	300 Trolley Blvd. Rochester, NY 14606 T 585 288-5590
Jade Stone Engineering Electrical Engineers	444 Vanduzee St. Watertown, NY 13601 T 315 836 4062
Watson Engineering Plumbing	4500 State Route 434 Apalachin, NY 13732 T 607 223-4334
DM Engineers Fire Protection Engineers	1007 Yonkers Ave Yonkers, NY 10704 T 929 333-2339
Bell & Spina Building Envelope	215 Wyoming Street S Syracuse, NY 13204 T 315 488-0377
Environ. Design & Research Historic Preservation, Landscape, Civil Engineering	217 Montgomery St, Suite 1000 Syracuse, NY 13202 T 315 471-0688
Schuler Shook Lighting Design	240 W 40th Street, 2nd Floor New York, NY 10018 T 212 439-5650
D2D Green Design Sustainability PH2	10 Hallenbeck Hill East Greenbush, NY 12061 T 518 729-2967
Shen Milsom & Wilke Acoustics, IT, AV, Security	417 Fifth Avenue New York, NY 10016 T 212 725-6800
Watts Architects & Engineers Asbestos, Haz Mat	95 Perry Street, Suite 300 Buffalo, NY 14203 T 716 206-5122
Hastings Consulting Building Code	142 Hanlon Rd Holliston, MA 01746 T 508 397-8417
Ellana Cost Consulting	32 Broadway, Suite 801 New York, NY 10004 T 212971-0936

Notes:



4 TYP. CABINET MILLWORK SECTION AT COLLAB
1 1/2" = 1'-0"

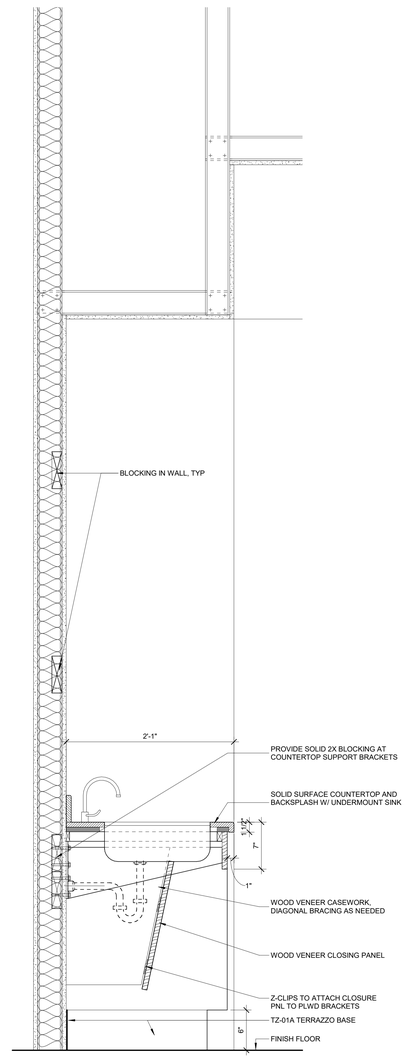

3 TYP. ACCESSIBLE SINK MILLWORK SECTION AT COLLAB
1 1/2" = 1'-0"

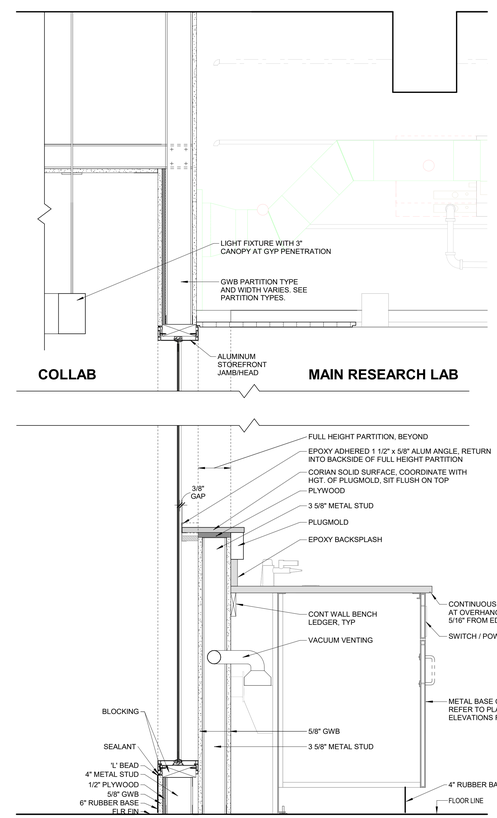

2 GLAZED LAB ENTRY SECTION DETAIL
1 1/2" = 1'-0"

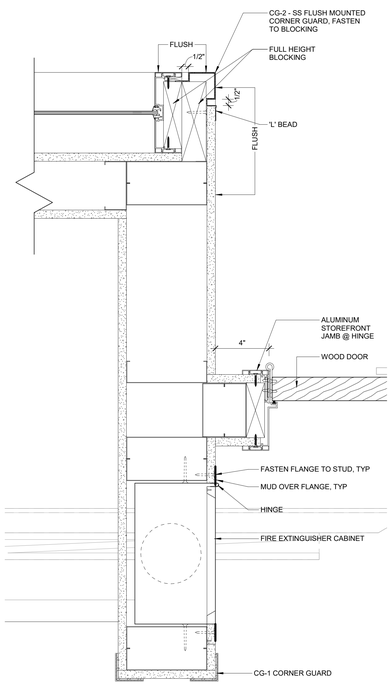

1 SS FLUSH MTD CORNER GUARD AT LAB ENTRIES
3" = 1'-0"

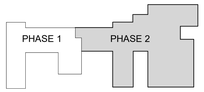

Keyplan

Job Number	31909.00
Drawing By	BF
Checked By	AT
Filename	
Date	August 31, 2026

Revisions

INTERIOR DETAILS - COLLAB AREAS

REGISTERED ARCHITECT JAMES VINCENT RODRIGUEZ 022991-1 STATE OF NEW YORK

BID DOCUMENTS
Scale: As indicated

A11.03

2024 Ellenzweig ©

Autodesk Docs://31909 SUCF Cornell Plant Science/31909_Cornell PSB_Arch_R23.rvt 10/14/2026 6:03:03 AM

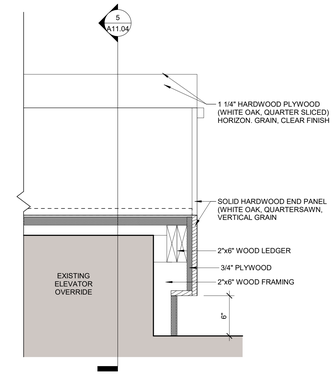

6 SECTION OF MILLWORK AT 1ST FLOOR ELEVATOR OVERIDE - 2
1 1/2" = 1'-0"

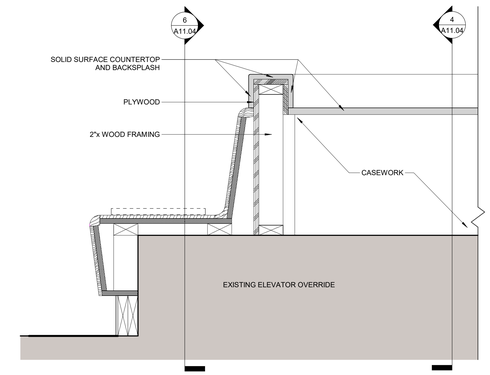

5 SECTION OF MILLWORK AT 1ST FLOOR ELEVATOR OVERIDE - 1
1 1/2" = 1'-0"

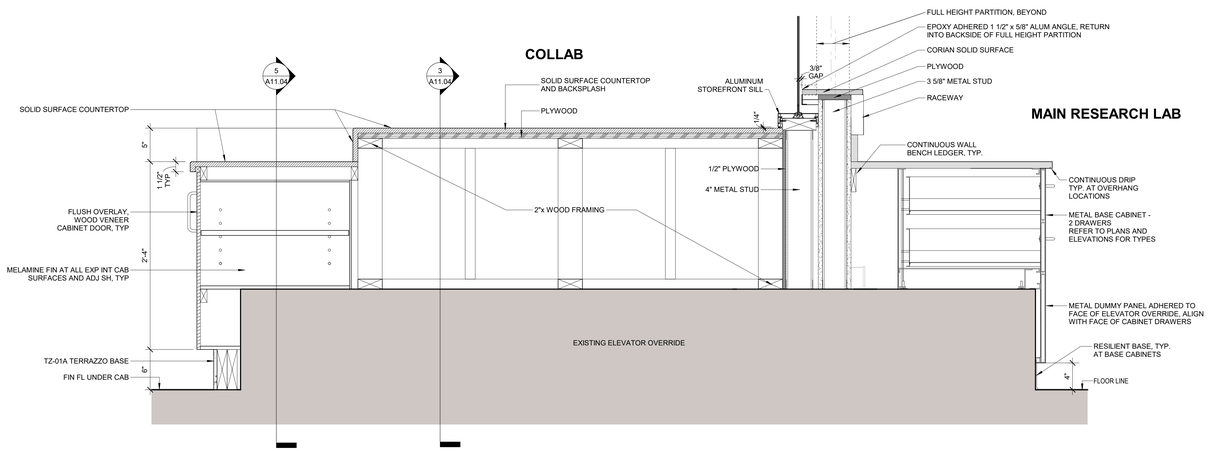

4 SECTION OF MILLWORK AT 1ST FLOOR ELEVATOR OVERIDE - 02
1 1/2" = 1'-0"

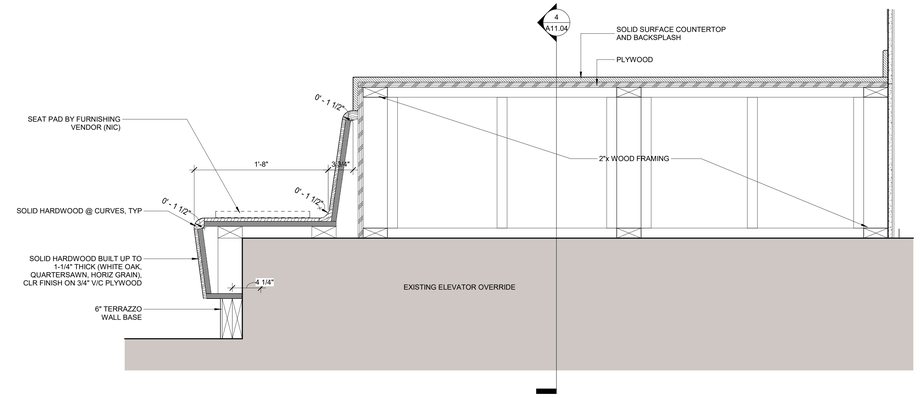

3 SECTION OF MILLWORK AT 1ST FLOOR ELEVATOR OVERIDE - 01
1 1/2" = 1'-0"

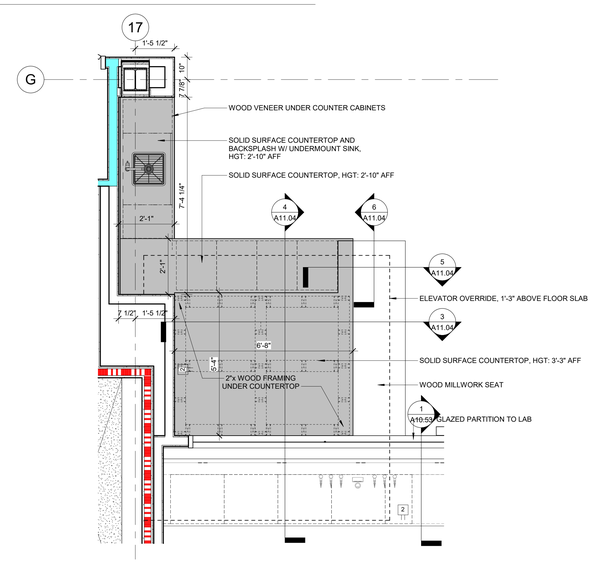

2 PLAN OF 1ST FLOOR COLLAB MILLWORK OVER ELEVATOR OVERRIDE
1/2" = 1'-0"

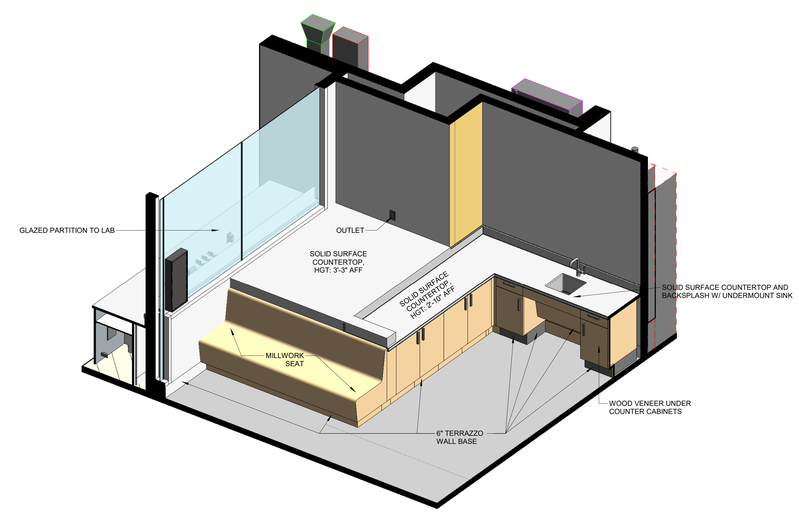

1 AXON OF 1ST FLOOR COLLAB MILLWORK OVER ELEVATOR OVERRIDE

RENOVATE PLANT SCIENCE BUILDING - PHASE 2

SUCF Project No. 161026-00

236 Tower Road
Ithaca, NY 14853

Cornell CALS College of Agriculture and Life Sciences

SUNY State University Construction Fund

Ellenzweig Architecture | Planning	230 Congress Street Boston, MA 02110 T 617 491-5575
Ryan Biggs Clark Davis Structural Engineers	257 Ushers Road Clifton Park, NY 12065 T 518 406-5506
Salas O'Brien Consulting & Engineering Group of NY, Inc. Mechanical Engineers	300 Trolley Blvd. Rochester, NY 14606 T 585 288-5590
Jade Stone Engineering Electrical Engineers	444 Vanduzee St. Watertown, NY 13601 T 315 836 4062
Watson Engineering Plumbing	4500 State Route 434 Apalachin, NY 13732 T 607 223-4334
DM Engineers Fire Protection Engineers	1007 Yonkers Ave Yonkers, NY 10704 T 929 333-2339
Bell & Spina Building Envelope	215 Wyoming Street S Syracuse, NY 13204 T 315 488-0377
Environ. Design & Research Historic Preservation, Landscape, Civil Engineering	217 Montgomery St, Suite 1000 Syracuse, NY 13202 T 315 471-0688
Schuler Shook Lighting Design	240 W 40th Street, 2nd Floor New York, NY 10018 T 212 439-5650
D2D Green Design Sustainability PH2	10 Hallenbeck Hill East Greenbush, NY 12061 T 518 729-2967
Shen Milsom & Wilke Acoustics, IT, AV, Security	417 Fifth Avenue New York, NY 10016 T 212 725-6800
Watts Architects & Engineers Asbestos, Haz Mat	95 Perry Street, Suite 300 Buffalo, NY 14203 T 716 206-5122
Hastings Consulting Building Code	142 Hanlon Rd Holliston, MA 01746 T 508 397-8417
Ellana Cost Consulting	32 Broadway, Suite 801 New York, NY 10004 T 212971-0936

Notes:

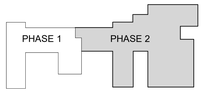

Keyplan

Job Number	31909.00
Drawing By	BF
Checked By	Checker
Filename	
Date	August 31, 2026

Revisions

INTERIOR DETAILS - FIRST FLOOR COLLAB AREA

REGISTERED ARCHITECT VINCENT J. ROSSI 022901-1 STATE OF NEW YORK

BID DOCUMENTS
Scale: As indicated

A11.04

2024 Ellenzweig ©

10/8/2026 9:26:53 PM
Autodesk Docs://31909 SUCF Cornell Plant Sciences/31909_Cornell PSB_Arch_R23.rvt

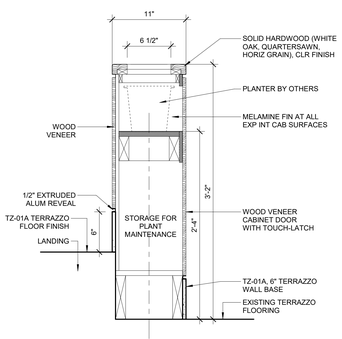

8 GARDEN TERRACE ACCESS PLANTER - D
1 1/2" = 1'-0"

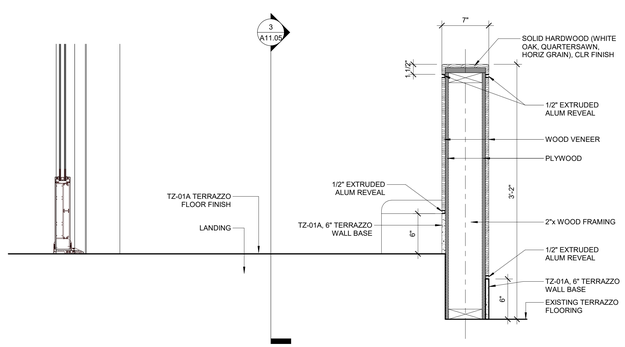

7 GARDEN TERRACE ACCESS PLANTER - C
1 1/2" = 1'-0"

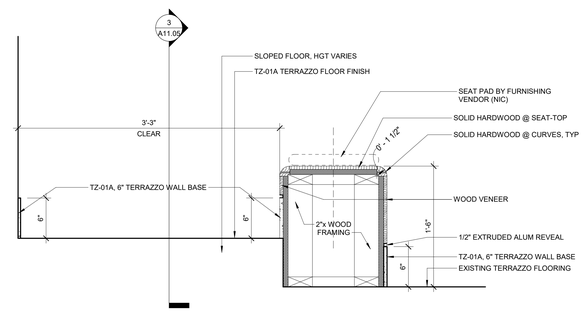

6 GARDEN TERRACE ACCESS PLANTER - B
1 1/2" = 1'-0"

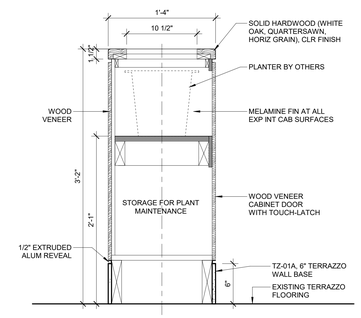

5 GARDEN TERRACE ACCESS PLANTER - A
1 1/2" = 1'-0"

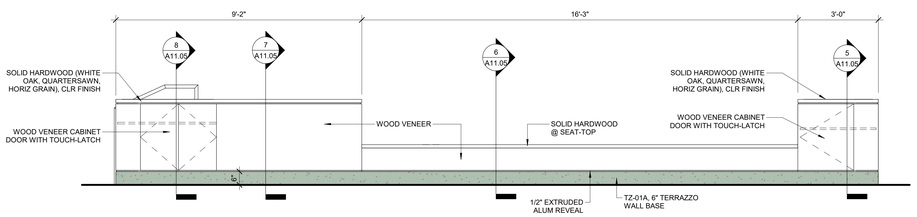

4 GARDEN TERRACE ACCESS MILLWORK - ELEVATION
1/2" = 1'-0"

3 GARDEN TERRACE SLOPED FLOOR - SECTION
1/2" = 1'-0"

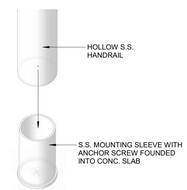

11 HANDRAIL BASE MOUNTING SLEEVE
12" = 1'-0"

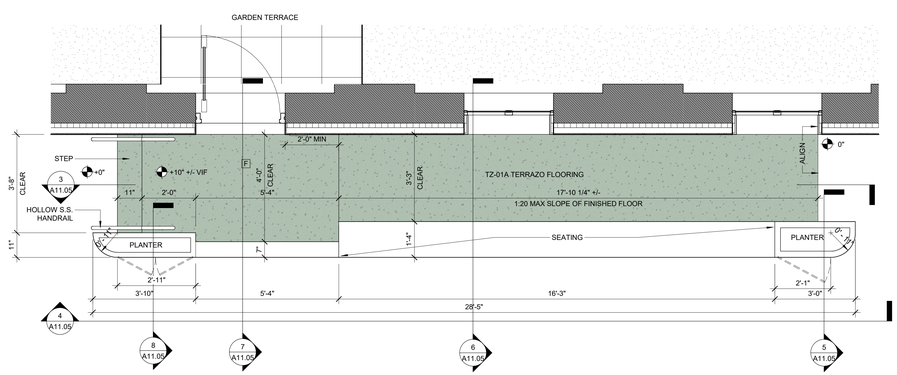

2 GARDEN TERRACE ACCESS - ENLARGED PLAN
1/2" = 1'-0"

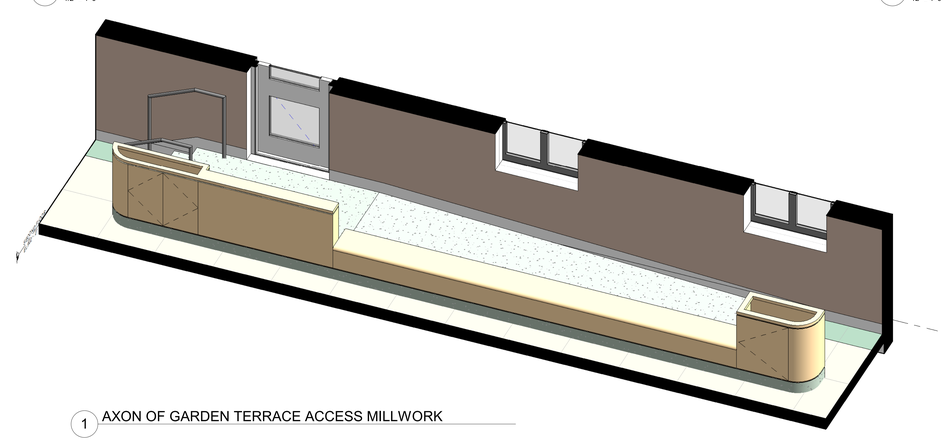

1 AXON OF GARDEN TERRACE ACCESS MILLWORK

RENOVATE PLANT SCIENCE BUILDING - PHASE 2
SUCF Project No. 161026-00

236 Tower Road
Ithaca, NY 14853

Cornell CALS College of Agriculture and Life Sciences

SUNY State University Construction Fund

Ellenzweig Architecture | Planning	230 Congress Street Boston, MA 02110 T 617 491-5575
Ryan Biggs Clark Davis Structural Engineers	257 Ushers Road Clifton Park, NY 12065 T 518 406-5506
Salas O'Brien Consulting & Engineering Group of NY, Inc. Mechanical Engineers	300 Trolley Blvd. Rochester, NY 14606 T 585 288-5590
Jade Stone Engineering Electrical Engineers	444 Vanduzee St. Watertown, NY 13601 T 315 836 4062
Watson Engineering Plumbing	4500 State Route 434 Apalachin, NY 13732 T 607 223-4334
DM Engineers Fire Protection Engineers	1007 Yonkers Ave Yonkers, NY 10704 T 929 333-2339
Bell & Spina Building Envelope	215 Wyoming Street S Syracuse, NY 13204 T 315 488-0377
Environ. Design & Research Historic Preservation, Landscape, Civil Engineering	217 Montgomery St, Suite 1000 Syracuse, NY 13202 T 315 471-0688
Schuler Shook Lighting Design	240 W 40th Street, 2nd Floor New York, NY 10018 T 212 439-5650
D2D Green Design Sustainability PH2	10 Hallenbeck Hill East Greenbush, NY 12061 T 518 729-2967
Shen Milsom & Wilke Acoustics, IT, AV, Security	417 Fifth Avenue New York, NY 10016 T 212 725-6800
Watts Architects & Engineers Asbestos, Haz Mat	95 Perry Street, Suite 300 Buffalo, NY 14203 T 716 206-5122
Hastings Consulting Building Code	142 Hanlon Rd Holliston, MA 01746 T 508 397-8417
Ellana Cost Consulting	32 Broadway, Suite 801 New York, NY 10004 T 212971-0936

Notes:

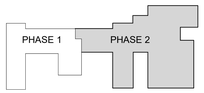

Keyplan

Job Number	31909.00
Drawing By	BF
Checked By	Checker
Filename	
Date	August 31, 2026

Revisions

INTERIOR DETAILS - GARDEN TERRACE ACCESS

REGISTERED ARCHITECT JAMES VINCENT RUSSO 022901-1 STATE OF NEW YORK

BID DOCUMENTS
Scale: As indicated

A11.05

2024 Ellenzweig ©

10/8/2026 9:27:14 PM
Autodesk Docs://31909 SUCF Cornell Plant Science/31909_Cornell PSB_Arch_R23.rvt

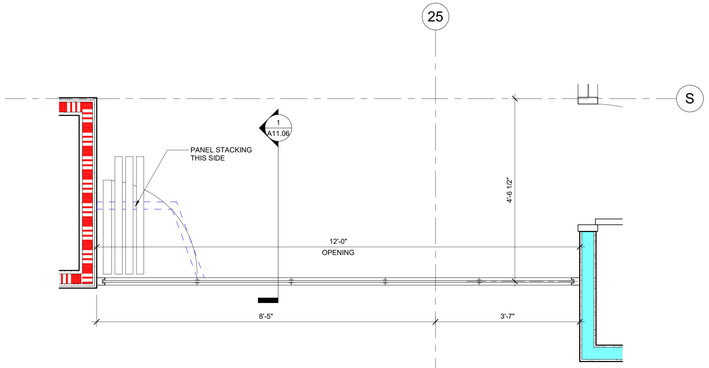

3 PLAN OF OPERABLE GLASS PARTITION
3/4" = 1'-0"

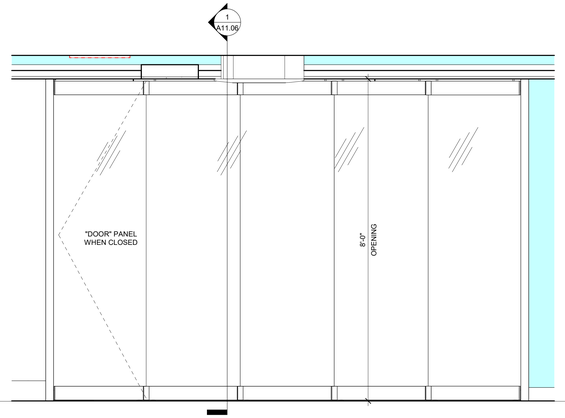

2 ELEVATION OF OPERABLE GLASS PARTITION
3/4" = 1'-0"

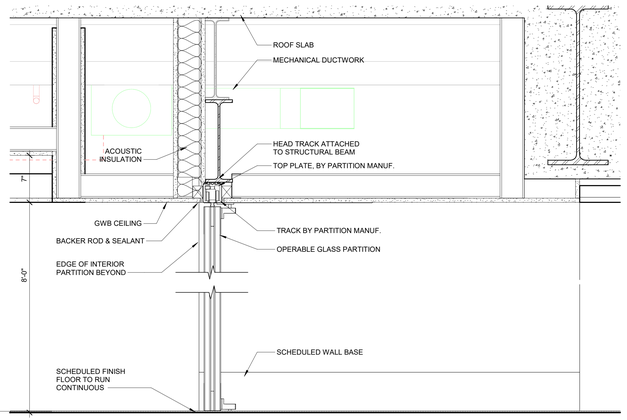

1 BIO-DIVERSITY HUB OPERABLWE GLASS PARTITION
1 1/2" = 1'-0"

RENOVATE PLANT SCIENCE
BUILDING - PHASE 2

SUCF Project No. 161026-00

236 Tower Road
Ithaca, NY 14853

Cornell CALS College of Agriculture and Life Sciences

SUNY State University Construction Fund

Ellenzweig Architecture | Planning	230 Congress Street Boston, MA 02110 T 617 491-5575
Ryan Biggs Clark Davis Structural Engineers	257 Ushers Road Clifton Park, NY 12065 T 518 406-5506
Salas O'Brien Consulting & Engineering Group of NY, Inc. Mechanical Engineers	300 Trolley Blvd. Rochester, NY 14606 T 585 288-5590
Jade Stone Engineering Electrical Engineers	444 Vanduzee St. Watertown, NY 13601 T 315 836 4062
Watson Engineering Plumbing	4500 State Route 434 Apalachin, NY 13732 T 607 223-4334
DM Engineers Fire Protection Engineers	1007 Yonkers Ave Yonkers, NY 10704 T 929 333-2339
Bell & Spina Building Envelope	215 Wyoming Street S Syracuse, NY 13204 T 315 488-0377
Environ. Design & Research Historic Preservation, Landscape, Civil Engineering	217 Montgomery St, Suite 1000 Syracuse, NY 13202 T 315 471-0688
Schuler Shook Lighting Design	240 W 40th Street, 2nd Floor New York, NY 10018 T 212 439-5650
D2D Green Design Sustainability PH2	10 Hallenbeck Hill East Greenbush, NY 12061 T 518 729-2967
Shen Milsom & Wilke Acoustics, IT, AV, Security	417 Fifth Avenue New York, NY 10016 T 212 725-6800
Watts Architects & Engineers Asbestos, Haz Mat	95 Perry Street, Suite 300 Buffalo, NY 14203 T 716 206-5122
Hastings Consulting Building Code	142 Hanlon Rd Holliston, MA 01746 T 508 397-8417
Ellana Cost Consulting	32 Broadway, Suite 801 New York, NY 10004 T 212971-0936

Notes:

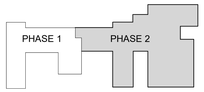

Keyplan

Job Number 31909.00
Drawing By BF
Checked By AT
Filename
Date August 31, 2026

Revisions

INTERIOR DETAILS - OPERABLE GLASS PARTITION

BID DOCUMENTS
Scale: As indicated

REGISTERED ARCHITECT
JAMES VINCENT ACQUINO
022901-1
STATE OF NEW YORK

A11.06

2024 Ellenzweig ©

10/8/2026 9:27:24 PM

Autodesk Docs://31909 SUCF Cornell Plant Sciences/31909_Cornell PSB_Arch_R23.rvt

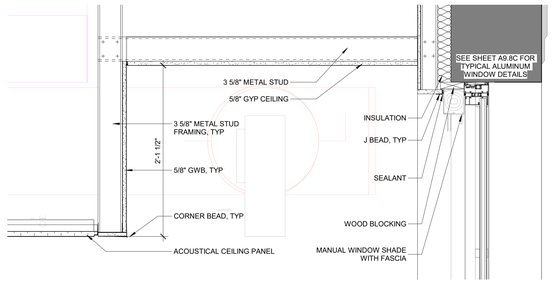

9 TYP. CEILING SOFFIT AT MAIN RESEARCH LAB - THIRD FLOOR
1 1/2" = 1'-0"

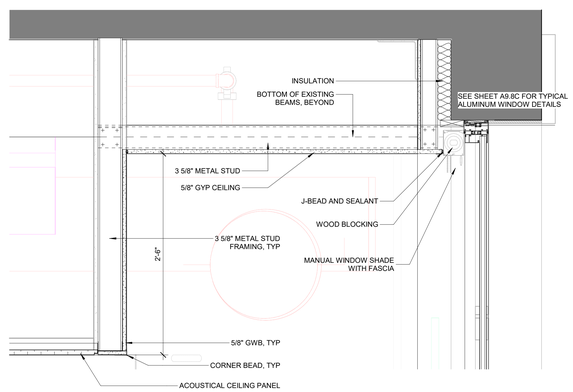

8 TYP. CEILING SOFFIT AT MAIN RESEARCH LAB - SECOND FLOOR
1 1/2" = 1'-0"

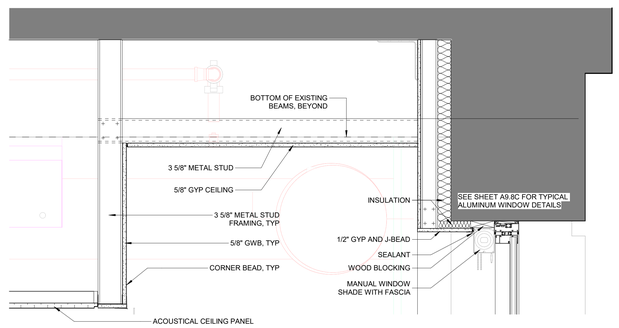

7 TYP. CEILING SOFFIT AT MAIN RESEARCH LAB - FIRST FLOOR
1 1/2" = 1'-0"

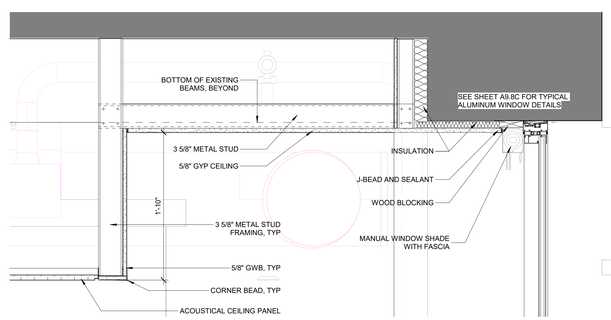

6 TYP. CEILING SOFFIT AT MAIN RESEARCH LAB - GROUND FLOOR
1 1/2" = 1'-0"

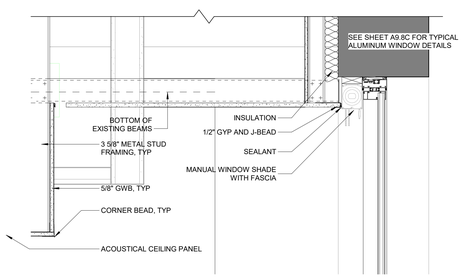

5 TYP. OFFICE CEILING SOFFIT - FOURTH FLOOR
1 1/2" = 1'-0"

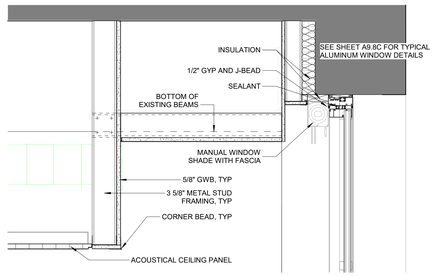

4 TYP. OFFICE CEILING SOFFIT - THIRD FLOOR
1 1/2" = 1'-0"

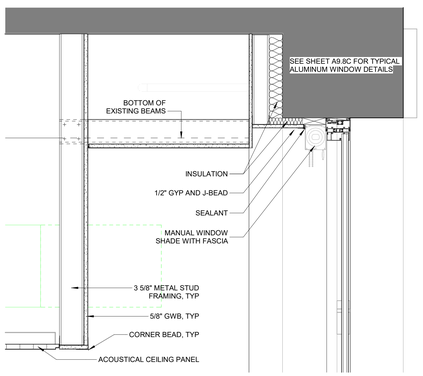

3 TYP. OFFICE CEILING SOFFIT - SECOND FLOOR
1 1/2" = 1'-0"

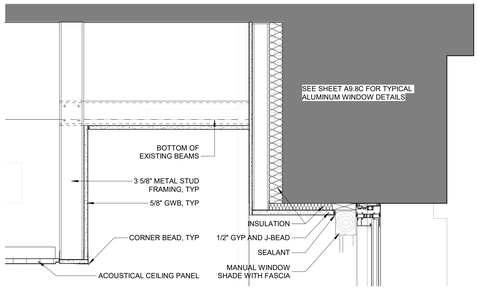

2 TYP. OFFICE CEILING SOFFIT - FIRST FLOOR
1 1/2" = 1'-0"

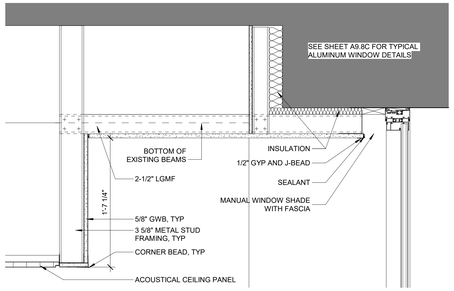

1 TYP. OFFICE CEILING SOFFIT - GROUND FLOOR
1 1/2" = 1'-0"

RENOVATE PLANT SCIENCE BUILDING - PHASE 2
SUCF Project No. 161026-00

236 Tower Road
Ithaca, NY 14853

Cornell CALS College of Agriculture and Life Sciences

SUNY State University Construction Fund

Ellenzweig Architecture | Planning	230 Congress Street Boston, MA 02110 T 617 491-5575
Ryan Biggs Clark Davis Structural Engineers	257 Ushers Road Clifton Park, NY 12065 T 518 406-5506
Salas O'Brien Consulting & Engineering Group of NY, Inc. Mechanical Engineers	300 Trolley Blvd. Rochester, NY 14606 T 585 288-5590
Jade Stone Engineering Electrical Engineers	444 Vanduzee St. Watertown, NY 13601 T 315 836 4062
Watson Engineering Plumbing	4500 State Route 434 Apalachin, NY 13732 T 607 223-4334
DM Engineers Fire Protection Engineers	1007 Yonkers Ave Yonkers, NY 10704 T 929 333-2339
Bell & Spina Building Envelope	215 Wyoming Street S Syracuse, NY 13204 T 315 488-0377
Environ. Design & Research Historic Preservation, Landscape, Civil Engineering	217 Montgomery St, Suite 1000 Syracuse, NY 13202 T 315 471-0688
Schuler Shook Lighting Design	240 W 40th Street, 2nd Floor New York, NY 10018 T 212 439-5650
D2D Green Design Sustainability PH2	10 Hallenbeck Hill East Greenbush, NY 12061 T 518 729-2967
Shen Milsom & Wilke Acoustics, IT, AV, Security	417 Fifth Avenue New York, NY 10016 T 212 725-6800
Watts Architects & Engineers Asbestos, Haz Mat	95 Perry Street, Suite 300 Buffalo, NY 14203 T 716 206-5122
Hastings Consulting Building Code	142 Hanlon Rd Holliston, MA 01746 T 508 397-8417
Ellana Cost Consulting	32 Broadway, Suite 801 New York, NY 10004 T 212971-0936

Notes:

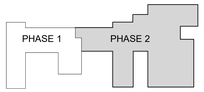

Keyplan

Job Number	31909.00
Drawing By	BF
Checked By	Checker
Filename	
Date	August 31, 2026

Revisions

CEILING DETAILS - PHASE 2

REGISTERED ARCHITECT JOHN VINCENT BIGGS 022991-1 STATE OF NEW YORK

BID DOCUMENTS
Scale: 1 1/2" = 1'-0"

A11.10

2024 Ellenzweig ©

10/8/2026 9:27:47 PM
Autodesk Docs://31909 SUCF Cornell Plant Science/31909_Cornell PSB_Arch_R23.rvt

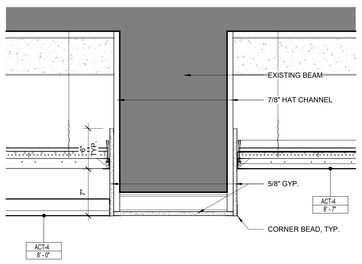

7 BEAM GYP. FURRING AT BIO-HUB 403
1 1/2" = 1'-0"

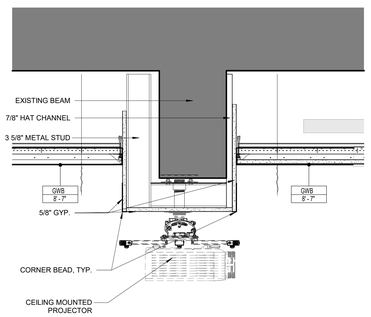

8 BIO-HUB PROJECTOR MOUNTING DETAIL
1 1/2" = 1'-0"

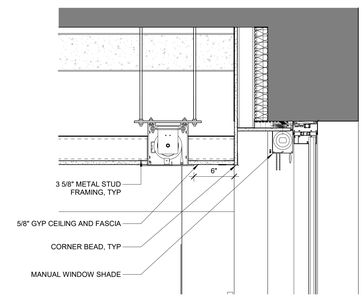

6 BIO-HUB PROJECTOR SCREEN MOUNTING DETAIL
1 1/2" = 1'-0"

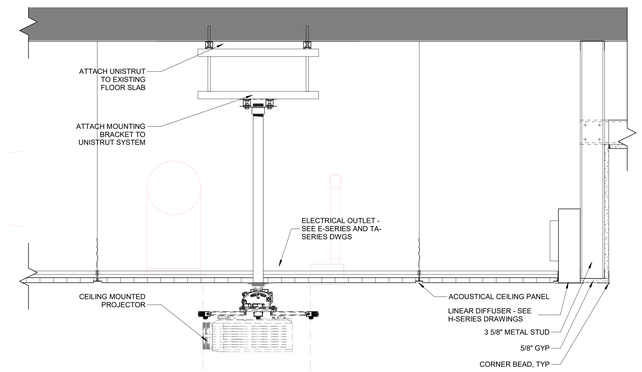

5 TYP. PROJECTOR MOUNTING DETAIL - PHASE 2 (REFER TO TA-SERIES DWGS)
1 1/2" = 1'-0"

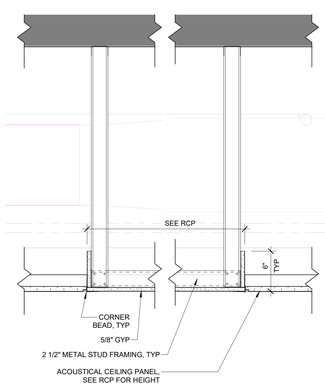

4 TYP. GYPSUM BULKHEAD DETAIL
1 1/2" = 1'-0"

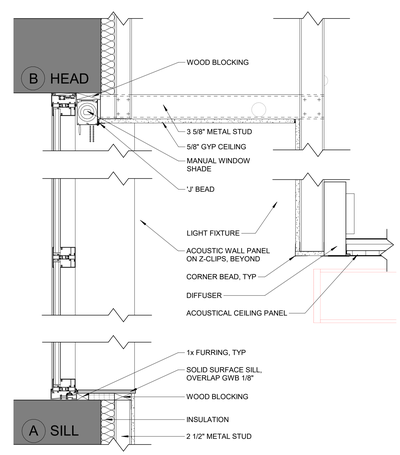

3 BULKHEAD AND SILL AT TEACHING LAB
1 1/2" = 1'-0"

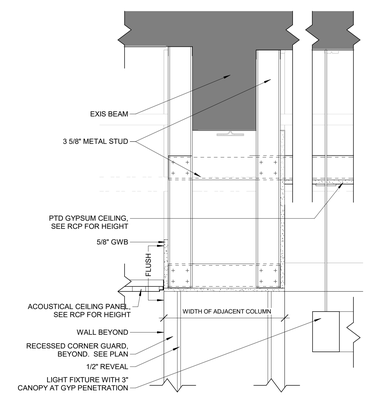

2 COLLAB GYP FACIA - EAST WING
1 1/2" = 1'-0"

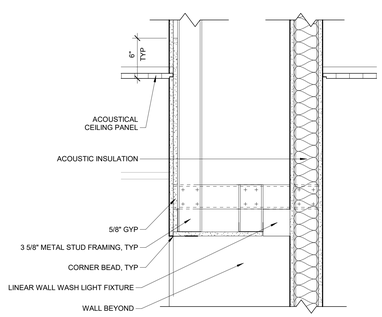

1 TYPICAL CORRIDOR ALCOVE CEILING DETAIL
1 1/2" = 1'-0"

RENOVATE PLANT SCIENCE BUILDING - PHASE 2
SUCF Project No. 161026-00

236 Tower Road
Ithaca, NY 14853

Cornell CALS College of Agriculture and Life Sciences

SUNY State University Construction Fund

Ellenzweig Architecture | Planning	230 Congress Street Boston, MA 02110 T 617 491-5575
Ryan Biggs Clark Davis Structural Engineers	257 Ushers Road Clifton Park, NY 12065 T 518 406-5506
Salas O'Brien Consulting & Engineering Group of NY, Inc. Mechanical Engineers	300 Trolley Blvd. Rochester, NY 14606 T 585 288-5590
Jade Stone Engineering Electrical Engineers	444 Vanduzee St. Watertown, NY 13601 T 315 836 4062
Watson Engineering Plumbing	4500 State Route 434 Apalachin, NY 13732 T 607 223-4334
DM Engineers Fire Protection Engineers	1007 Yonkers Ave Yonkers, NY 10704 T 929 333-2339
Bell & Spina Building Envelope	215 Wyoming Street S Syracuse, NY 13204 T 315 488-0377
Environ. Design & Research Historic Preservation, Landscape, Civil Engineering	217 Montgomery St, Suite 1000 Syracuse, NY 13202 T 315 471-0688
Schuler Shook Lighting Design	240 W 40th Street, 2nd Floor New York, NY 10018 T 212 439-5650
D2D Green Design Sustainability PH2	10 Hallenbeck Hill East Greenbush, NY 12061 T 518 729-2967
Shen Milsom & Wilke Acoustics, IT, AV, Security	417 Fifth Avenue New York, NY 10016 T 212 725-6800
Watts Architects & Engineers Asbestos, Haz Mat	95 Perry Street, Suite 300 Buffalo, NY 14203 T 716 206-5122
Hastings Consulting Building Code	142 Hanlon Rd Holliston, MA 01746 T 508 397-8417
Ellana Cost Consulting	32 Broadway, Suite 801 New York, NY 10004 T 212971-0936

Notes:

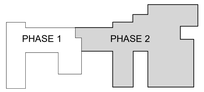

Keyplan

Job Number	31909.00
Drawing By	BF
Checked By	Checker
Filename	
Date	August 31, 2026

Revisions

CEILING DETAILS - PHASE 2

REGISTERED ARCHITECT ROBERT BIGGS 022991-1 STATE OF NEW YORK

BID DOCUMENTS
Scale: 1 1/2" = 1'-0"

A11.11

2024 Ellenzweig ©

10/8/2026 9:28:08 PM
Autodesk Docs://31909 SUCF Cornell Plant Science/31909_Cornell PSB_Arch_R23.rvt

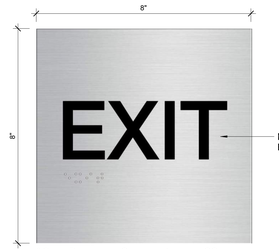

* Signs Provided by Owner, Installed by GC

8 SG-12D Copy 1
6" = 1'-0"

* Signs Provided by Owner, Installed by GC

7 SG-16 Copy 1
6" = 1'-0"

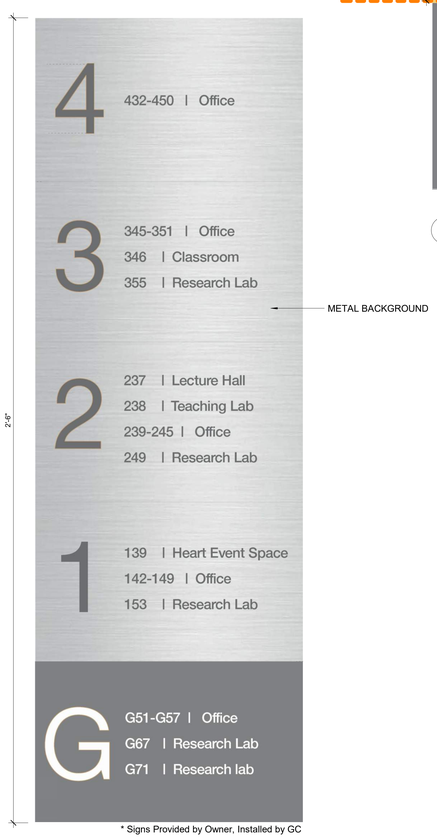

* Signs Provided by Owner, Installed by GC

1 SG-01 Copy 1
6" = 1'-0"

* Signs Provided by Owner, Installed by GC

6 SG-13 Copy 1
6" = 1'-0"

* Signs Provided by Owner, Installed by GC

5 SG-04.R Copy 1
6" = 1'-0"

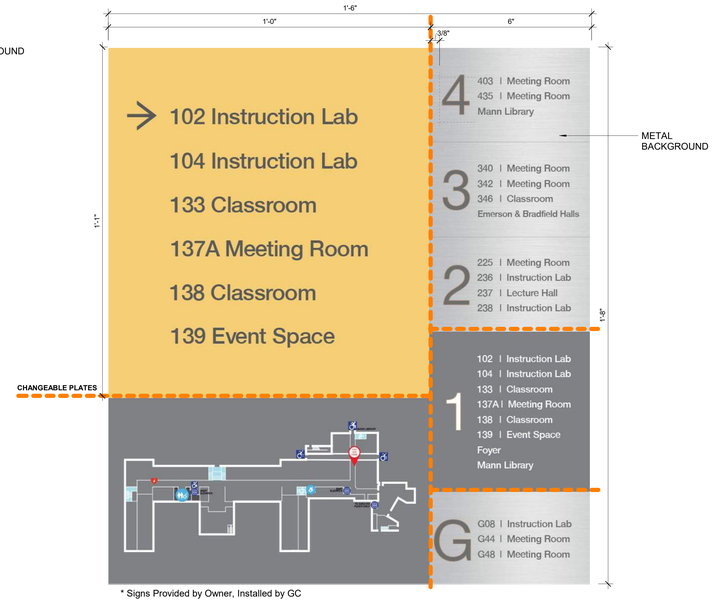

* Signs Provided by Owner, Installed by GC

3 SG-02C Copy 1
6" = 1'-0"

* Signs Provided by Owner, Installed by GC

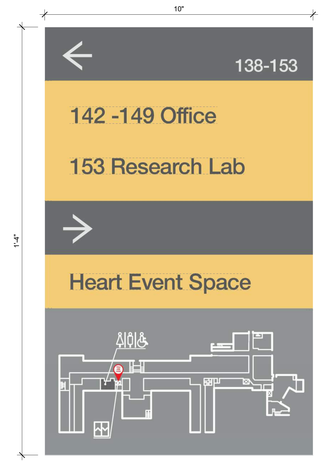

2 SG-02A.2 Copy 1
6" = 1'-0"

*NOTE: WATER-JET CUT 1/2" STAINLESS STEEL W/ SANDBLATED SIDES AND RANDOM BRUSHED FINISH FACES CLEAR GLOSS.
* Signs Provided by Owner, Installed by GC

4 SG-03 Copy 1
6" = 1'-0"

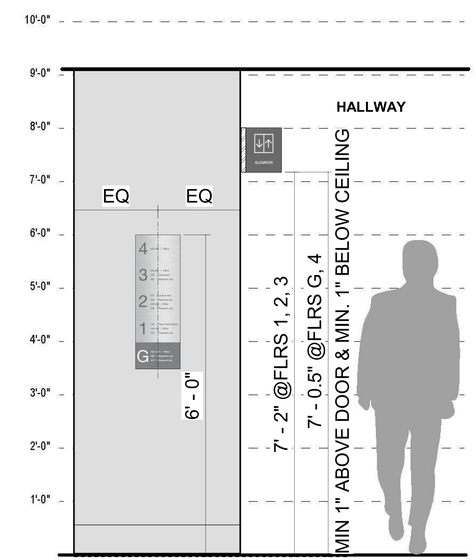

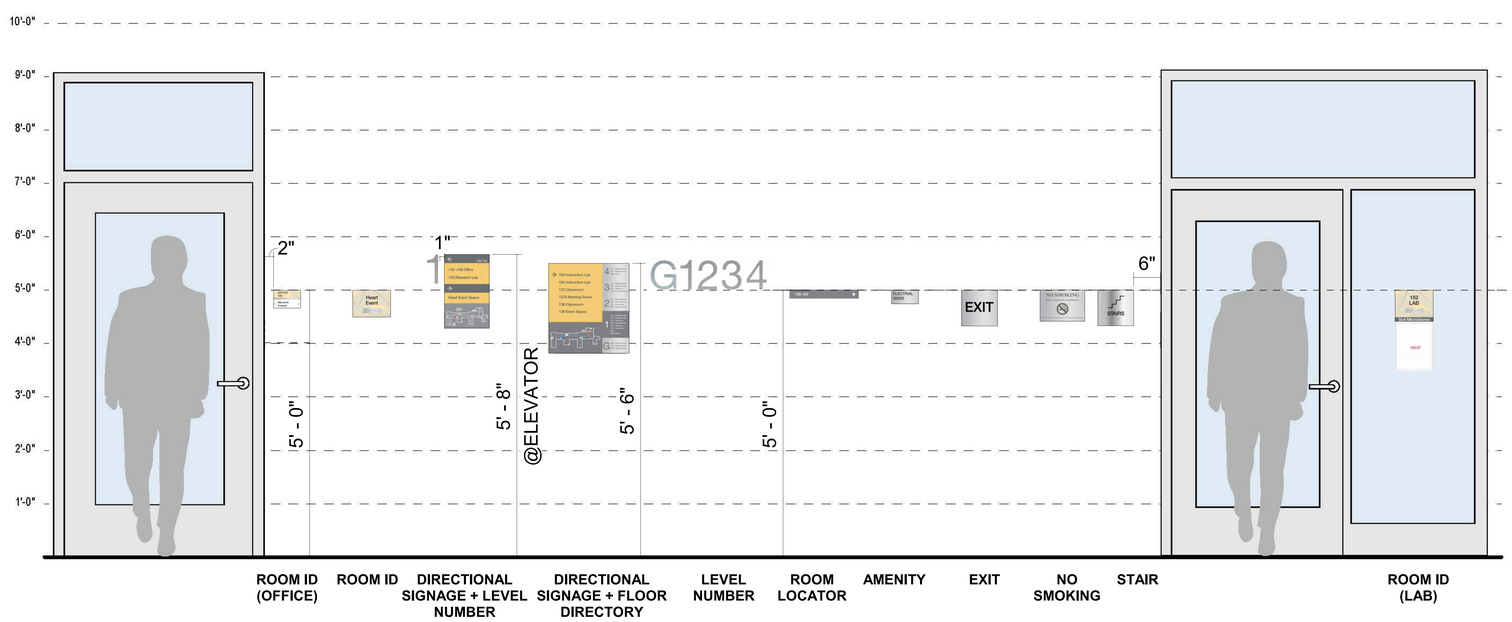

RENOVATE PLANT SCIENCE BUILDING - PHASE 2
SUCF Project No. 161026-00

236 Tower Road
Ithaca, NY 14853

Cornell CALS College of Agriculture and Life Sciences

SUNY State University Construction Fund

Ellenzweig Architecture | Planning	230 Congress Street Boston, MA 02110 T 617 491-5575
Ryan Biggs Clark Davis Structural Engineers	257 Ushers Road Clifton Park, NY 12065 T 518 406-5506
Salas O'Brien Consulting & Engineering Group of NY, Inc. Mechanical Engineers	300 Trolley Blvd. Rochester, NY 14606 T 585 288-5590
Jade Stone Engineering Electrical Engineers	444 Vanduzee St. Watertown, NY 13601 T 315 836 4062
Watson Engineering Plumbing	4500 State Route 434 Apalachin, NY 13732 T 607 223-4334
DM Engineers Fire Protection Engineers	1007 Yonkers Ave Yonkers, NY 10704 T 929 333-2339
Bell & Spina Building Envelope	215 Wyoming Street S Syracuse, NY 13204 T 315 488-0377
Environ. Design & Research Historic Preservation, Landscape, Civil Engineering	217 Montgomery St, Suite 1000 Syracuse, NY 13202 T 315 471-0688
Schuler Shook Lighting Design	240 W 40th Street, 2nd Floor New York, NY 10018 T 212 439-5650
D2D Green Design Sustainability PH2	10 Hallenbeck Hill East Greenbush, NY 12061 T 518 729-2967
Shen Milsom & Wilke Acoustics, IT, AV, Security	417 Fifth Avenue New York, NY 10016 T 212 725-6800
Watts Architects & Engineers Asbestos, Haz Mat	95 Perry Street, Suite 300 Buffalo, NY 14203 T 716 206-5122
Hastings Consulting Building Code	142 Hanlon Rd Holliston, MA 01746 T 508 397-8417
Ellana Cost Consulting	32 Broadway, Suite 801 New York, NY 10004 T 212971-0936

Notes:

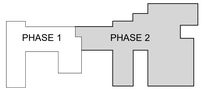

Keyplan

Job Number 31909.00
Drawing By KGS
Checked By YM
Filename
Date August 31, 2026

Revisions

SIGNAGE DETAILS 1

BID DOCUMENTS
Scale: As indicated

A11.20

2024 Ellenzweig ©

10/9/2026 7:35:00 AM
Autodesk Docs://31909 SUCF Cornell Plant Sciences/31909_Cornell PSB_Arch_R23.rvt

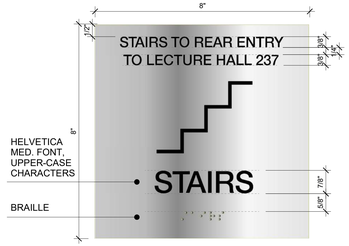

15 SG-12B Copy 1
6" = 1'-0"

* Signs Provided by Owner, Installed by GC

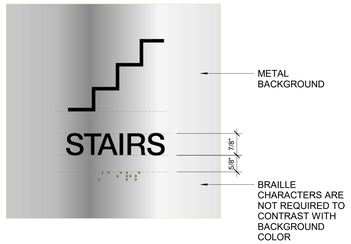

14 SG-12A Copy 1
6" = 1'-0"

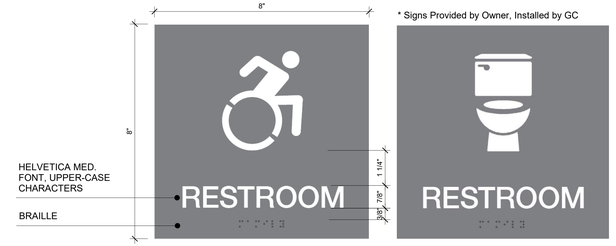

* Signs Provided by Owner, Installed by GC

13 SG-09B.1 & SG-09C Copy 1
6" = 1'-0"



* Signs Provided by Owner, Installed by GC

12 SG-09A.1 Copy 1
6" = 1'-0"

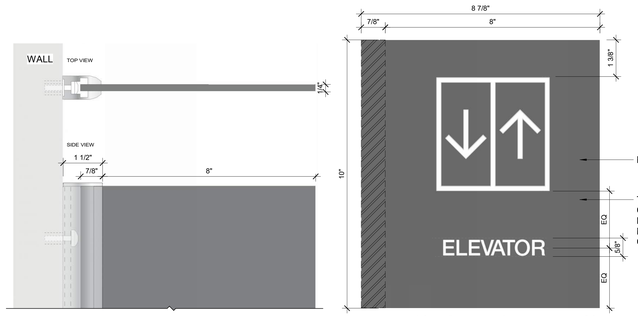

* Signs Provided by Owner, Installed by GC

5 SG-08 Copy 1
6" = 1'-0"

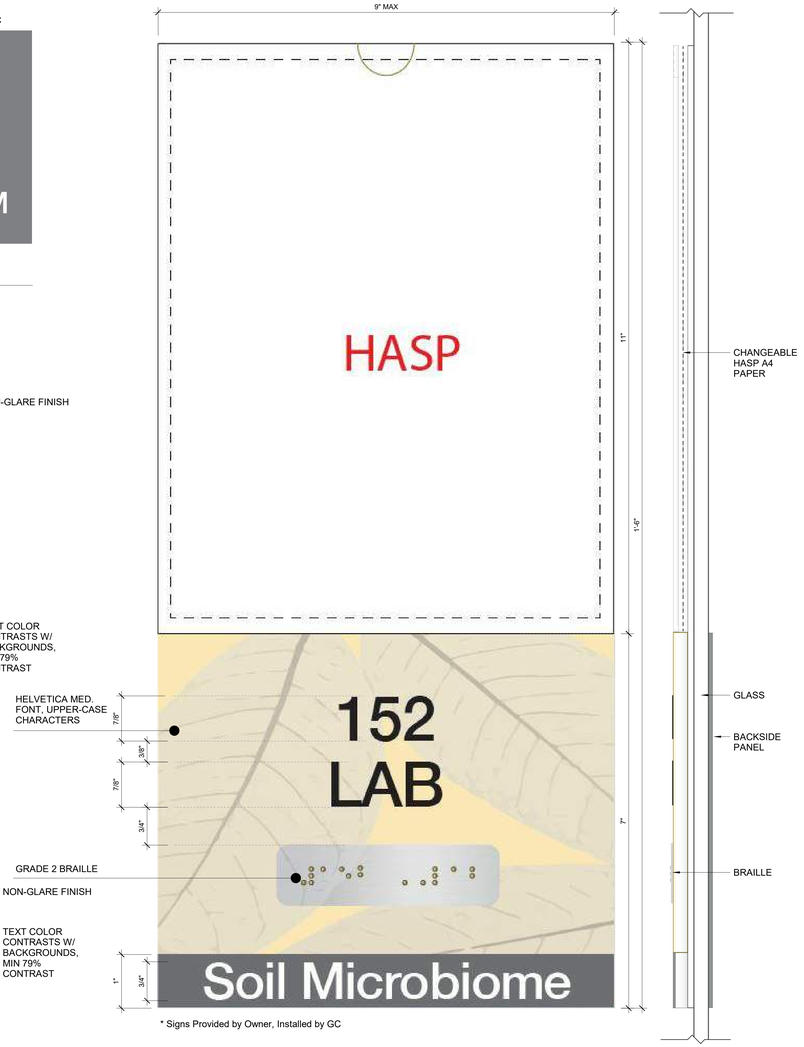

* Signs Provided by Owner, Installed by GC

4 SG-07 Copy 1
12" = 1'-0"

* Signs Provided by Owner, Installed by GC

3 SG-15 Copy 1
6" = 1'-0"

* Signs Provided by Owner, Installed by GC

2 SG-06 Copy 1
12" = 1'-0"

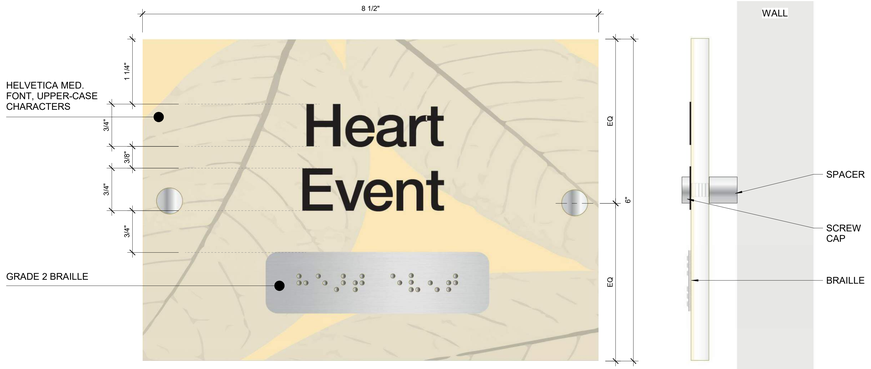

* Signs Provided by Owner, Installed by GC

1 SG-05 Copy 1
12" = 1'-0"

RENOVATE PLANT SCIENCE BUILDING - PHASE 2
SUCF Project No. 161026-00

236 Tower Road
Ithaca, NY 14853

Cornell CALS College of Agriculture and Life Sciences

SUNY State University Construction Fund

Ellenzweig Architecture | Planning	230 Congress Street Boston, MA 02110 T 617 491-5575
Ryan Biggs Clark Davis Structural Engineers	257 Ushers Road Clifton Park, NY 12065 T 518 406-5506
Salas O'Brien Consulting & Engineering Group of NY, Inc. Mechanical Engineers	300 Trolley Blvd. Rochester, NY 14606 T 585 288-5590
Jade Stone Engineering Electrical Engineers	444 Vanduzee St. Watertown, NY 13601 T 315 836 4062
Watson Engineering Plumbing	4500 State Route 434 Apalachin, NY 13732 T 607 223-4334
DM Engineers Fire Protection Engineers	1007 Yonkers Ave Yonkers, NY 10704 T 929 333-2339
Bell & Spina Building Envelope	215 Wyoming Street S Syracuse, NY 13204 T 315 488-0377
Environ. Design & Research Historic Preservation, Landscape, Civil Engineering	217 Montgomery St, Suite 1000 Syracuse, NY 13202 T 315 471-0688
Schuler Shook Lighting Design	240 W 40th Street, 2nd Floor New York, NY 10018 T 212 439-5650
D2D Green Design Sustainability PH2	10 Hallenbeck Hill East Greenbush, NY 12061 T 518 729-2967
Shen Milsom & Wilke Acoustics, IT, AV, Security	417 Fifth Avenue New York, NY 10016 T 212 725-6800
Watts Architects & Engineers Asbestos, Haz Mat	95 Perry Street, Suite 300 Buffalo, NY 14203 T 716 206-5122
Hastings Consulting Building Code	142 Hanlon Rd Holliston, MA 01746 T 508 397-8417
Ellana Cost Consulting	32 Broadway, Suite 801 New York, NY 10004 T 212971-0936

Notes:

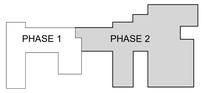

Keyplan

Job Number	31909.00
Drawing By	KGS
Checked By	YM
Filename	
Date	August 31, 2026

Revisions

SIGNAGE DETAILS 2

BID DOCUMENTS
Scale: As indicated

A11.21

2024 Ellenzweig ©

Autodesk Docs://31909 SUCF Cornell Plant Science/31909_Cornell PSB_Arch_R23.rvt
10/8/2026 9:28:27 PM

GROUND FLOOR SIGNAGE SCHEDULE PHASE 2

TAG	TYPE	DIMENSION	QTY	COMMENTS
SG-01	FLOOR DIRECTORY	10"X20"	1	
SG-02A.2	DIRECTIONAL SIGNAGE	10"W	1	
SG-03	LEVEL NUMBERS	6.5"H	1	LETTER 'G'
SG-04.R / SG-04.L	ROOM LOCATOR	15.5"X2"	1 / 1	
SG-06	ROOM ID SIGNAGE TYPE 2		6	
SG-06MG	ROOM ID SIGNAGE TYPE 2		1	OFFICE FOR MULTI-USERS
SG-07 / SG-07G	ROOM ID SINGAGE TYPE 3		13 / 7	
SG-07S	ROOM ID SIGNAGE TYPE 3		2	
SG-07P / SG-07PG	ROOM ID SIGNAGE TYPE 3		7 / 2	
SG-08	ELEVATOR	8"X10"	3	PERPENDICULAR DIRECT SIGN
SG-09A.2	RESTROOM	8"X10"	1	PERPENDICULAR DIRECT SIGN
SG-09B.1	RESTROOM	8"X8"	2	WALL MOUNTED
SG-12B.1	STAIR	8"X8"	1	
SG-12B.2	STAIR	8"X8"	3	
SG-12C	STAIRWAY IDENTIFICATION	14"X18"	4	
SG-12D	EXIT	8"X8"	1	
SG-12E	EXIT ROUTE	8"X8"	1	
SG-13	NON-PUBLIC	6"x3"	18	
SG-16	COMPRESSED GAS	5"x3.5"	2	
SG-17	FIRE EXTINGUISHER	8"x10"	3	PERPENDICULAR DIRECT SIGN
SG-18C	DIRECTION TO ACCESSIBLE ENTRANCE	8.5"X10"	1	TO LOADING DOCK
SG-18C.R / SG-18C.L	DIRECTION TO ACCESSIBLE ENTRANCE	8.5"X10"	3 / 1	TO LOADING DOCK
SG-22	MANN LIBRARY		1	PIN LETTERS
SG-27A	SHAFTWAY	2"X6"	2	

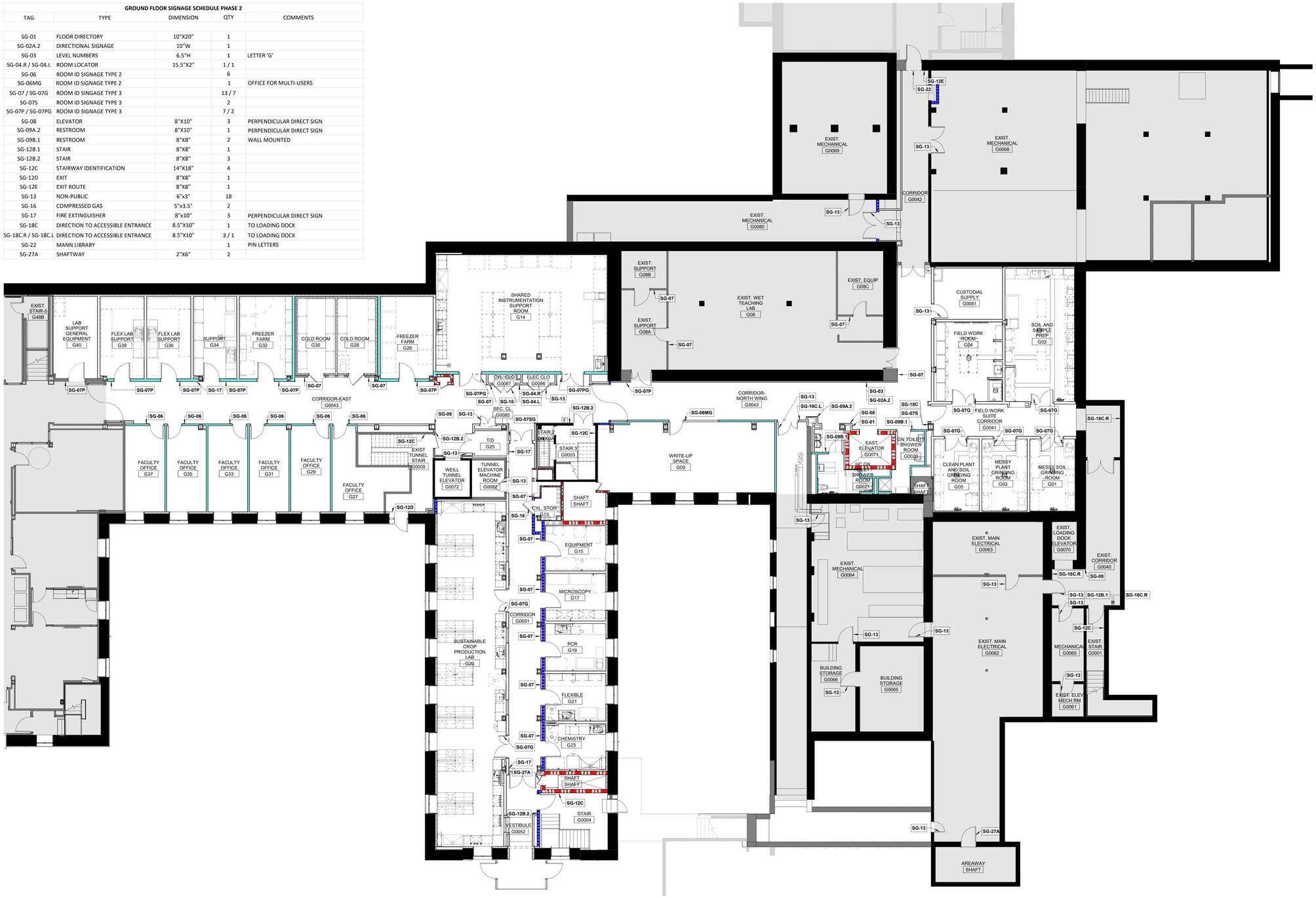

1 PHASE 2 GROUND FLOOR SIGNAGE PLAN
1/8" = 1'-0"

RENOVATE PLANT SCIENCE BUILDING - PHASE 2
SUCF Project No. 161026-00

236 Tower Road
Ithaca, NY 14853

Cornell CALS College of Agriculture and Life Sciences

SUNY State University Construction Fund

Ellenzweig Architecture | Planning — 230 Congress Street, Boston, MA 02110, T 617 491-5575

Ryan Biggs Clark Davis Structural Engineers — 257 Ushers Road, Clifton Park, NY 12065, T 518 406-5506

Salas O'Brien Consulting & Engineering Group of NY, Inc. Mechanical Engineers — 300 Trolley Blvd. Rochester, NY 14606, T 585 288-5590

Jade Stone Engineering Electrical Engineers — 444 Vanduzee St. Watertown, NY 13601, T 315 836 4062

Watson Engineering Plumbing — 4500 State Route 434 Apalachin, NY 13732, T 607 223-4334

DM Engineers Fire Protection Engineers — 1007 Yonkers Ave Yonkers, NY 10704, T 929 333-2339

Bell & Spina Building Envelope — 215 Wyoming Street S Syracuse, NY 13204, T 315 488-0377

Environ. Design & Research Historic Preservation, Landscape, Civil Engineering — 217 Montgomery St, Suite 1000 Syracuse, NY 13202, T 315 471-0688

Schuler Shook Lighting Design — 240 W 40th Street, 2nd Floor New York, NY 10018, T 212 439-5650

D2D Green Design Sustainability PH2 — 10 Hallenbeck Hill East Greenbush, NY 12061, T 518 729-2967

Shen Milsom & Wilke Acoustics, IT, AV, Security — 417 Fifth Avenue New York, NY 10016, T 212 725-6800

Watts Architects & Engineers Asbestos, Haz Mat — 95 Perry Street, Suite 300 Buffalo, NY 14203, T 716 206-5122

Hastings Consulting Building Code — 142 Hanlon Rd Holliston, MA 01746, T 508 397-8417

Ellana Cost Consulting — 32 Broadway, Suite 801 New York, NY 10004, T 212971-0936

Notes:

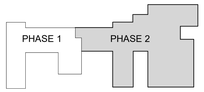

Keyplan

Job Number	31909.00
Drawing By	Author
Checked By	Checker
Filename	
Date	August 31, 2026

Revisions

GROUND FLOOR SIGNAGE PLAN - PHASE 2

BID DOCUMENTS
Scale: As indicated

A11.22

2024 Ellenzweig ©

10/8/2026 9:28:41 PM
Autodesk Docs://31909 SUCF Cornell Plant Science/31909_Cornell PSB_Arch_R23.rvt

FIRST FLOOR SIGNAGE SCHEDULE PHASE 2

TAG	TYPE	DIMENSION	QTY	COMMENTS
SG-01	FLOOR DIRECTORY	10"X20"	1	
SG-02A.2	DIRECTIONAL SIGNAGE	10"W	1	
SG-02C	DIRECTIONAL SIGNAGE + FL DIRECTORY	16"X20"	1	
SG-03	LEVEL NUMBERS	6.5"H	1	NUMBER '1'
SG-04.L	ROOM LOCATOR	15.5"X2"	1	Mann Library
SG-05 / SG-05G	ROOM ID SIGNAGE TYPE 1		3 / 1	
SG-06	ROOM ID SINGAGE TYPE 2		11	
SG-06M / SG-06MG	ROOM ID SINGAGE TYPE 2		5 / 1	OFFICE FOR MULTI-USERS
SG-07 / SG-07G	ROOM ID SIGNAGE TYPE 3		10 / 3	
SG-07P / SG-07PG	ROOM ID SIGNAGE TYPE 3		2 / 1	
SG-08	ELEVATOR	8"X10"	1	PERPENDICULAR DIRECT SIGN
SG-09B.1	RESTROOM	8"X8"	1	WALL MOUNTED
SG-09C	RESTROOM	8"X8"	1	WALL MOUNTED
SG-12B.1	STAIR	8"X8"	1	
SG-12B.2	STAIR	8"X8"	1	
SG-12C	STAIRWAY IDENTIFICATION	14"X18"	3	
SG-12D	EXIT	8"X8"	3	
SG-12E	EXIT ROUTE	8"X8"	2	
SG-13	NON-PUBLIC	6"x3"	12	
SG-16	COMPRESSED GAS	5"x3.5"	1	
SG-17	FIRE EXTINGUISHER	8"x10"	4	PERPENDICULAR DIRECT SIGN
SG-22	MANN LIBRARY		1	PIN LETTERS
SG-27A	SHAFTWAY	2"x6"	2	
SG-27B	SHAFTWAY CABINET	12"x5"	1	
SG-30	SCHOOL OF INTEGRATIVE PLANT SCIENCE	8"x10"	1	PERPENDICULAR DIRECT SIGN

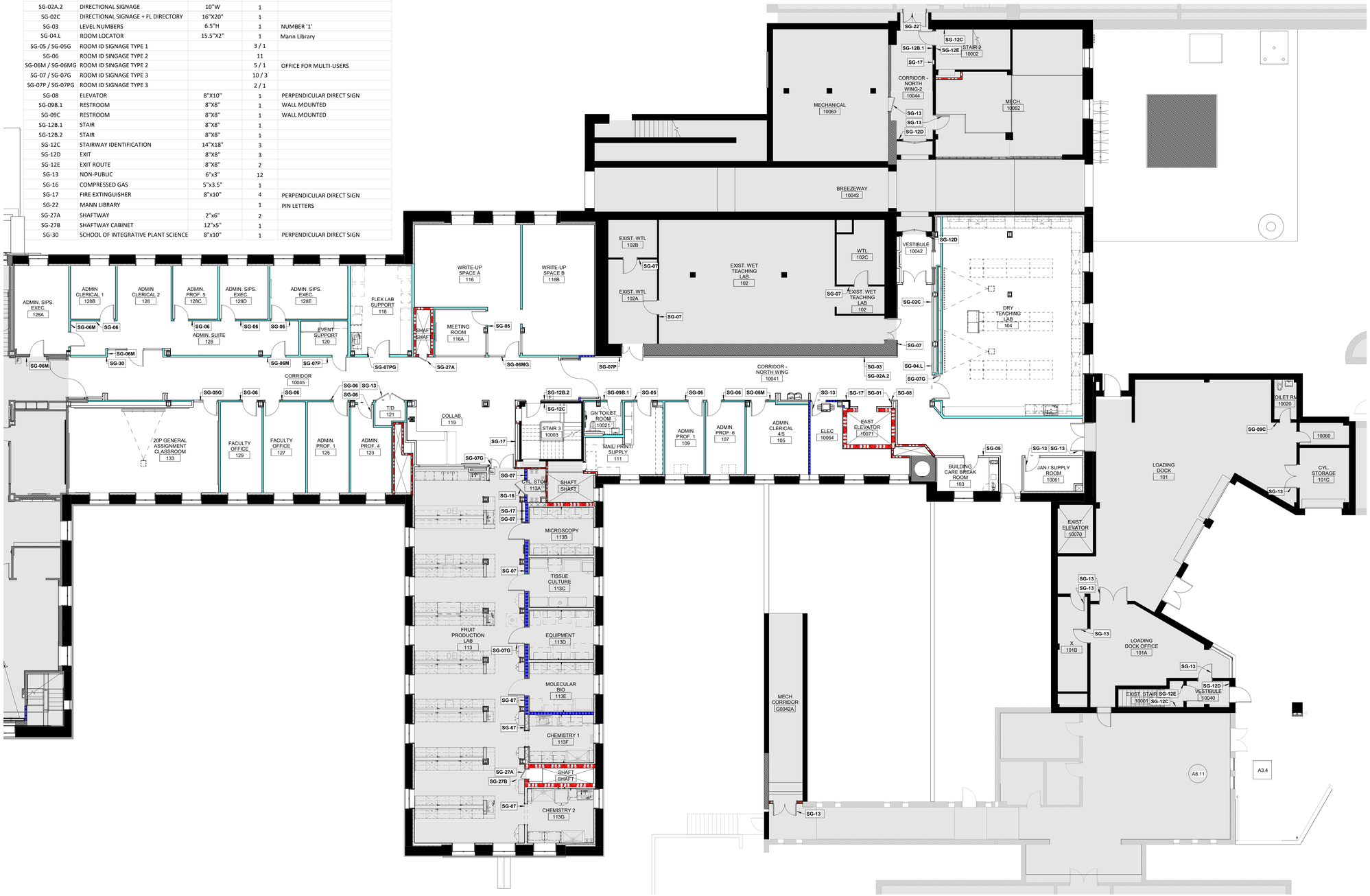

1 PHASE 2 FIRST FLOOR SIGNAGE PLAN
1/8" = 1'-0"

RENOVATE PLANT SCIENCE BUILDING - PHASE 2
SUCF Project No. 161026-00

236 Tower Road
Ithaca, NY 14853

Cornell CALS College of Agriculture and Life Sciences

SUNY State University Construction Fund

Ellenzweig Architecture | Planning — 230 Congress Street, Boston, MA 02110, T 617 491-5575

Ryan Biggs Clark Davis Structural Engineers — 257 Ushers Road, Clifton Park, NY 12065, T 518 406-5506

Salas O'Brien Consulting & Engineering Group of NY, Inc. Mechanical Engineers — 300 Trolley Blvd. Rochester, NY 14606, T 585 288-5590

Jade Stone Engineering Electrical Engineers — 444 Vanduzee St. Watertown, NY 13601, T 315 836 4062

Watson Engineering Plumbing — 4500 State Route 434 Apalachin, NY 13732, T 607 223-4334

DM Engineers Fire Protection Engineers — 1007 Yonkers Ave Yonkers, NY 10704, T 929 333-2339

Bell & Spina Building Envelope — 215 Wyoming Street S Syracuse, NY 13204, T 315 488-0377

Environ. Design & Research Historic Preservation, Landscape, Civil Engineering — 217 Montgomery St, Suite 1000 Syracuse, NY 13202, T 315 471-0688

Schuler Shook Lighting Design — 240 W 40th Street, 2nd Floor New York, NY 10018, T 212 439-5650

D2D Green Design Sustainability PH2 — 10 Hallenbeck Hill East Greenbush, NY 12061, T 518 729-2967

Shen Milsom & Wilke Acoustics, IT, AV, Security — 417 Fifth Avenue New York, NY 10016, T 212 725-6800

Watts Architects & Engineers Asbestos, Haz Mat — 95 Perry Street, Suite 300 Buffalo, NY 14203, T 716 206-5122

Hastings Consulting Building Code — 142 Hanlon Rd Holliston, MA 01746, T 508 397-8417

Ellana Cost Consulting — 32 Broadway, Suite 801 New York, NY 10004, T 212971-0936

Notes:

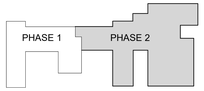

Keyplan

Job Number	31909.00
Drawing By	Author
Checked By	Checker
Filename	
Date	August 31, 2026

Revisions

FIRST FLOOR SIGNAGE PLAN - PHASE 2

BID DOCUMENTS
Scale: As indicated

A11.23

2024 Ellenzweig ©

10/8/2026 9:26:55 PM
Autodesk Docs://31909 SUCF Cornell Plant Sciences/31909_Cornell PSB_Arch_R23.rvt

SECOND FLOOR SIGNAGE SCHEDULE PHASE 2				
TAG	TYPE	DIMENSION	QTY	COMMENTS
SG-01	FLOOR DIRECTORY	10"X20"	1	
SG-02A.2	DIRECTIONAL SIGNAGE	10"W	1	
SG-03	LEVEL NUMBERS	6.5"H	1	NUMBER '2'
SG-05	ROOM ID SIGNAGE TYPE 1		2	
SG-06	ROOM ID SINGAGE TYPE 2		7	
SG-06M / SG-06MG	ROOM ID SINGAGE TYPE 2		3 / 1	OFFICE FOR MULTI-USERS
SG-07 / SG-07G	ROOM ID SIGNAGE TYPE 3		15 /4	
SG-07H			15	REFER TO SIGNAGE TEXT CHART
SG-07HG			6	REFER TO SIGNAGE TEXT CHART
SG-07PG	ROOM ID SIGNAGE TYPE 3		2	
SG-08	ELEVATOR	8"X10"	1	PERPENDICULAR DIRECT SIGN
SG-09B.1	RESTROOM	8"X8"	2	WALL MOUNTED
SG-12B.1	STAIR	8"X8"	2	
SG-12C	STAIRWAY IDENTIFICATION	14"X18"	2	
SG-12D	EXIT	8"X8"	1	
SG-13	NON-PUBLIC	6"x3"	3	
SG-16	COMPRESSED GAS	5"x3.5"	2	
SG-17	FIRE EXTINGUISHER	8"x10"	5	
SG-27A	SHAFTWAY	6"x2"	2	
SG-27B	SHAFTWAY CABINET	12"x5"	1	

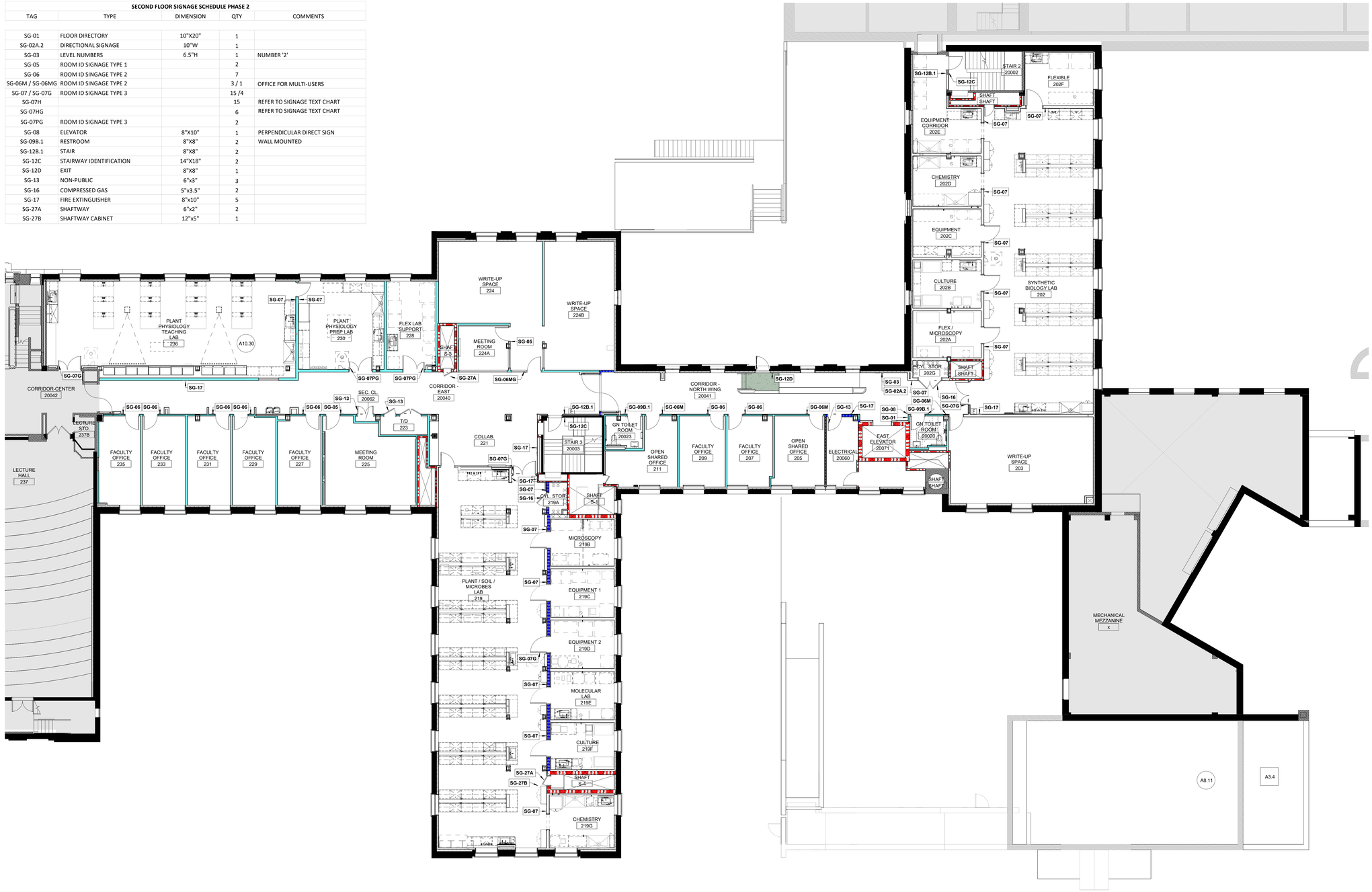

1 PHASE 2 SECOND FLOOR SIGNAGE PLAN
1/8" = 1'-0"

RENOVATE PLANT SCIENCE BUILDING - PHASE 2
SUCF Project No. 161026-00

236 Tower Road
Ithaca, NY 14853

Cornell CALS College of Agriculture and Life Sciences

SUNY State University Construction Fund

Ellenzweig Architecture | Planning — 230 Congress Street, Boston, MA 02110, T 617 491-5575

Ryan Biggs Clark Davis Structural Engineers — 257 Ushers Road, Clifton Park, NY 12065, T 518 406-5506

Salas O'Brien Consulting & Engineering Group of NY, Inc. Mechanical Engineers — 300 Trolley Blvd. Rochester, NY 14606, T 585 288-5590

Jade Stone Engineering Electrical Engineers — 444 Vanduzee St. Watertown, NY 13601, T 315 836 4062

Watson Engineering Plumbing — 4500 State Route 434 Apalachin, NY 13732, T 607 223-4334

DM Engineers Fire Protection Engineers — 1007 Yonkers Ave Yonkers, NY 10704, T 929 333-2339

Bell & Spina Building Envelope — 215 Wyoming Street S Syracuse, NY 13204, T 315 488-0377

Environ. Design & Research Historic Preservation, Landscape, Civil Engineering — 217 Montgomery St, Suite 1000 Syracuse, NY 13202, T 315 471-0688

Schuler Shook Lighting Design — 240 W 40th Street, 2nd Floor New York, NY 10018, T 212 439-5650

D2D Green Design Sustainability PH2 — 10 Hallenbeck Hill East Greenbush, NY 12061, T 518 729-2967

Shen Milsom & Wilke Acoustics, IT, AV, Security — 417 Fifth Avenue New York, NY 10016, T 212 725-6800

Watts Architects & Engineers Asbestos, Haz Mat — 95 Perry Street, Suite 300 Buffalo, NY 14203, T 716 206-5122

Hastings Consulting Building Code — 142 Hanlon Rd Holliston, MA 01746, T 508 397-8417

Ellana Cost Consulting — 32 Broadway, Suite 801 New York, NY 10004, T 212971-0936

Notes:

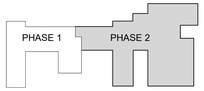

Keyplan

Job Number	31909.00
Drawing By	Author
Checked By	Checker
Filename	
Date	August 31, 2026

Revisions

SECOND FLOOR SIGNAGE PLAN - PHASE 2

BID DOCUMENTS
Scale: As indicated

A11.24

2024 Ellenzweig ©

10/8/2026 9:29:09 PM
Autodesk Docs://31909 SUCF Cornell Plant Sciences/31909_Cornell PBB_Arch_R23.rvt

THIRD FLOOR SIGNAGE SCHEDULE PHASE 2				
TAG	TYPE	DIMENSION	QTY	COMMENTS
SG-01	FLOOR DIRECTORY	10"X20"	1	
SG-02A.2	DIRECTIONAL SIGNAGE	10"W	1	
SG-03	LEVEL NUMBERS	6.5"H	1	NUMBER '3'
SG-04.R / SG-04.L	ROOM LOCATOR	15.5"X2"	1 / 1	
SG-05	ROOM ID SINGAGE TYPE 1		3	
SG-06	ROOM ID SINGAGE TYPE 2		14	
SG-06M / SG-06MG	ROOM ID SINGAGE TYPE 2		1 / 2	OFFICE FOR MULTI-USERS
SG-07 / SG-07G	ROOM ID SIGNAGE TYPE 3		20 / 3	
SG-07H			21	REFER TO SIGNAGE TEXT CHART
SG-07HG			4	REFER TO SIGNAGE TEXT CHART
SG-07P / SG-07PG	ROOM ID SIGNAGE TYPE 3		1 / 1	
SG-08	ELEVATOR	8"X10"	1	PERPENDICULAR DIRECT SIGN
SG-09B.1	RESTROOM	8"X8"	2	WALL MOUNTED
SG-12B.1	STAIR	8"X8"	2	
SG-12C	STAIRWAY IDENTIFICATION	14"X18"	2	
SG-12E	EXIT ROUTE	8"X8"	2	
SG-13	NON-PUBLIC	6"x3"	2	
SG-16	COMPRESSED GAS	5"x3.5"	2	
SG-17	FIRE EXTINGUISHER	8"X10"	5	PERPENDICULAR DIRECT SIGN
SG-23	EMERSON & BRADFIELD HALLS		1	PIN LETTERS
SG-27A	SHAFTWAY	2"x6"	2	
SG-27B	SHAFTWAY CABINET	12"x5"	1	

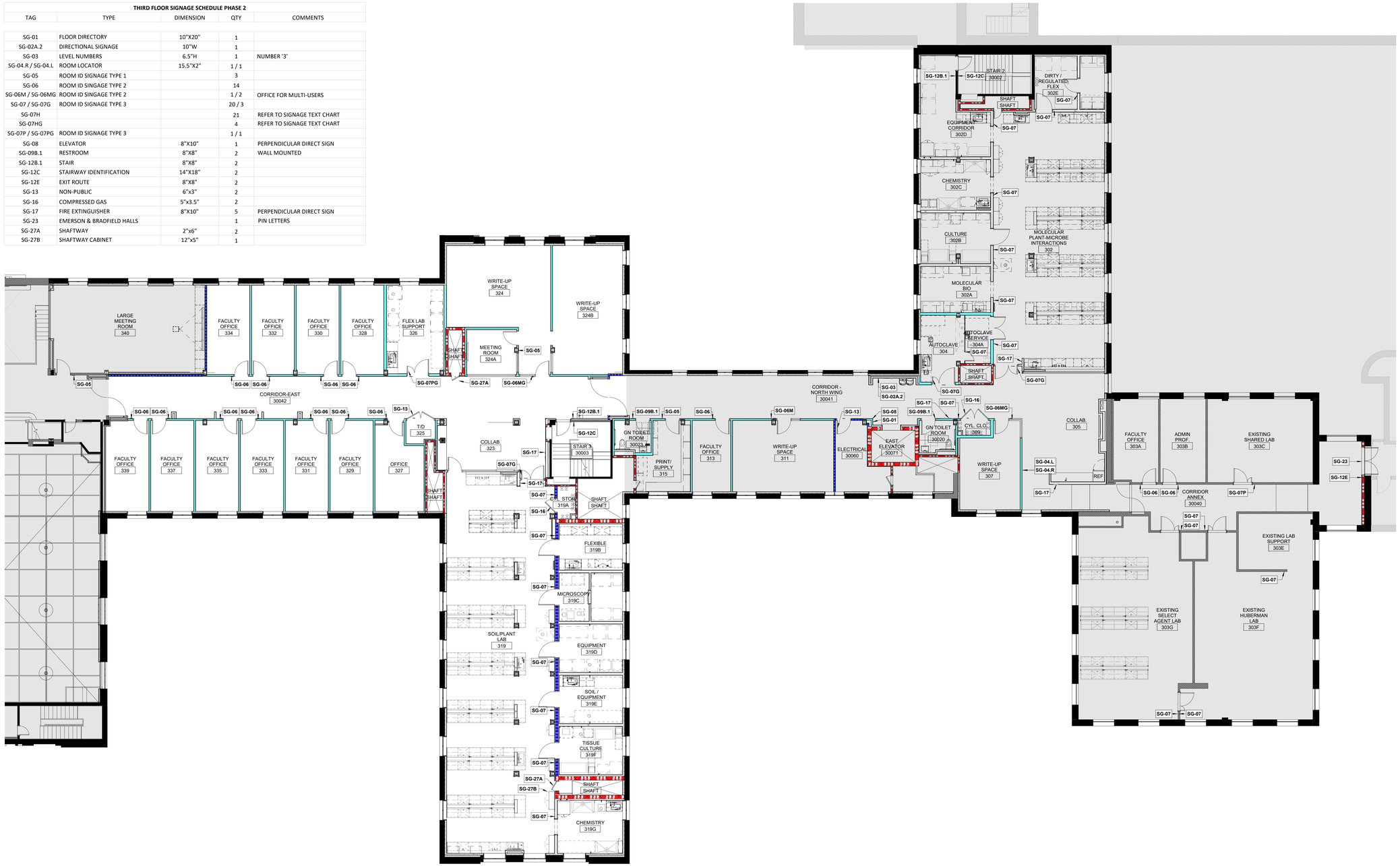

1 PHASE 2 THIRD FLOOR SIGNAGE PLAN
1/8" = 1'-0"

RENOVATE PLANT SCIENCE BUILDING - PHASE 2
SUCF Project No. 161026-00

236 Tower Road
Ithaca, NY 14853

Cornell CALS College of Agriculture and Life Sciences

SUNY State University Construction Fund

Ellenzweig Architecture | Planning — 230 Congress Street, Boston, MA 02110, T 617 491-5575

Ryan Biggs Clark Davis Structural Engineers — 257 Ushers Road, Clifton Park, NY 12065, T 518 406-5506

Salas O'Brien Consulting & Engineering Group of NY, Inc. Mechanical Engineers — 300 Trolley Blvd. Rochester, NY 14606, T 585 288-5590

Jade Stone Engineering Electrical Engineers — 444 Vanduzee St. Watertown, NY 13601, T 315 836 4062

Watson Engineering Plumbing — 4500 State Route 434 Apalachin, NY 13732, T 607 223-4334

DM Engineers Fire Protection Engineers — 1007 Yonkers Ave Yonkers, NY 10704, T 929 333-2339

Bell & Spina Building Envelope — 215 Wyoming Street S Syracuse, NY 13204, T 315 488-0377

Environ. Design & Research Historic Preservation, Landscape, Civil Engineering — 217 Montgomery St, Suite 1000 Syracuse, NY 13202, T 315 471-0688

Schuler Shook Lighting Design — 240 W 40th Street, 2nd Floor New York, NY 10018, T 212 439-5650

D2D Green Design Sustainability PH2 — 10 Hallenbeck Hill East Greenbush, NY 12061, T 518 729-2967

Shen Milsom & Wilke Acoustics, IT, AV, Security — 417 Fifth Avenue New York, NY 10016, T 212 725-6800

Watts Architects & Engineers Asbestos, Haz Mat — 95 Perry Street, Suite 300 Buffalo, NY 14203, T 716 206-5122

Hastings Consulting Building Code — 142 Hanlon Rd Holliston, MA 01746, T 508 397-8417

Ellana Cost Consulting — 32 Broadway, Suite 801 New York, NY 10004, T 212971-0936

Notes:

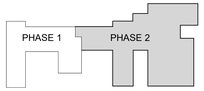

Keyplan

Job Number 31909.00
Drawing By Author
Checked By Checker
Filename
Date August 31, 2026

Revisions

THIRD FLOOR SIGNAGE PLAN - PHASE 2

BID DOCUMENTS
Scale: As indicated

A11.25

2024 Ellenzweig ©

10/8/2026 9:29:23 PM

Autodesk Docs://31909 SUCF Cornell Plant Sciences/31909_Cornell PSB_Arch_R23.rvt

FOURTH FLOOR SIGNAGE SCHEDULE PHASE 2

TAG	TYPE	DIMENSION	QTY	COMMENTS
SG-01	FLOOR DIRECTORY	10"X20"	1	
SG-02A.2	DIRECTIONAL SIGNAGE	10"W	1	
SG-03	LEVEL NUMBERS	6.5"H	1	NUMBER '4'
SG-04.R / SG-04.L	ROOM LOCATOR	15.5"X2"	1 / 1	
SG-05G	ROOM ID SIGNAGE TYPE 1		3	
SG-06M	ROOM ID SINGAGE TYPE 2		6	OFFICE FOR MULTI-USERS
SG-07 / SG-07G	ROOM ID SINGAGE TYPE 3		4 / 1	PERPENDICULAR DIRECT SIGN
SG-07H			4	REFER TO SIGNAGE TEXT CHART
SG-07HG			4	REFER TO SIGNAGE TEXT CHART
SG-07PG	ROOM ID SINGAGE TYPE 3		3	
SG-08	ELEVATOR	8"X10"	1	PERPENDICULAR DIRECT SIGN
SG-09B.1	RESTROOM	8"X8"	1	WALL MOUNTED
SG-12A	STAIR	8"X8"	1	PERPENDICULAR DIRECT SIGN
SG-12B.1	STAIR	8"X8"	1	
SG-12B.2	STAIR	8"X8"	1	
SG-12C	STAIR IDENTIFICATION	18"X12"	2	
SG-13	NON-PUBLIC	6"x3"	3	
SG-17	FIRE EXTINGUISHER	8"X10"	4	PERPENDICULAR DIRECT SIGN
SG-22	MANN LIBRARY		1	PIN LETTERS
SG-27A	SHAFTWAY		1	

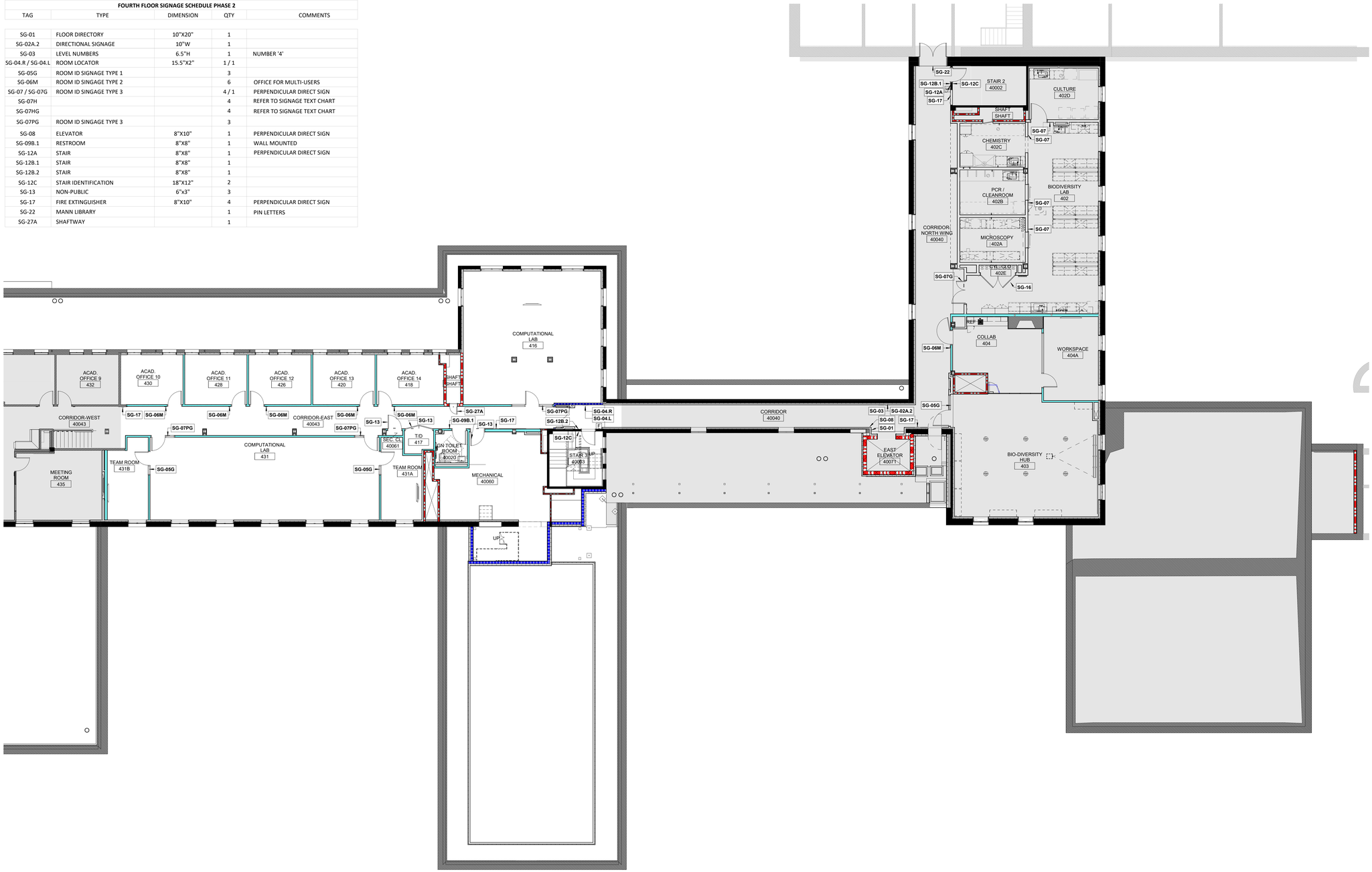

1 PHASE 2 FOURTH FLOOR SIGNAGE PLAN
1/8" = 1'-0"

RENOVATE PLANT SCIENCE BUILDING - PHASE 2
SUCF Project No. 161026-00

236 Tower Road
Ithaca, NY 14853

Cornell CALS College of Agriculture and Life Sciences

SUNY State University Construction Fund

Ellenzweig Architecture | Planning	230 Congress Street Boston, MA 02110 T 617 491-5575
Ryan Biggs Clark Davis Structural Engineers	257 Ushers Road Clifton Park, NY 12065 T 518 406-5506
Salas O'Brien Consulting & Engineering Group of NY, Inc. Mechanical Engineers	300 Trolley Blvd. Rochester, NY 14606 T 585 288-5590
Jade Stone Engineering Electrical Engineers	444 Vanduzee St. Watertown, NY 13601 T 315 836 4062
Watson Engineering Plumbing	4500 State Route 434 Apalachin, NY 13732 T 607 223-4334
DM Engineers Fire Protection Engineers	1007 Yonkers Ave Yonkers, NY 10704 T 929 333-2339
Bell & Spina Building Envelope	215 Wyoming Street S Syracuse, NY 13204 T 315 488-0377
Environ. Design & Research Historic Preservation, Landscape, Civil Engineering	217 Montgomery St, Suite 1000 Syracuse, NY 13202 T 315 471-0688
Schuler Shook Lighting Design	240 W 40th Street, 2nd Floor New York, NY 10018 T 212 439-5650
D2D Green Design Sustainability PH2	10 Hallenbeck Hill East Greenbush, NY 12061 T 518 729-2967
Shen Milsom & Wilke Acoustics, IT, AV, Security	417 Fifth Avenue New York, NY 10016 T 212 725-6800
Watts Architects & Engineers Asbestos, Haz Mat	95 Perry Street, Suite 300 Buffalo, NY 14203 T 716 206-5122
Hastings Consulting Building Code	142 Hanlon Rd Holliston, MA 01746 T 508 397-8417
Ellana Cost Consulting	32 Broadway, Suite 801 New York, NY 10004 T 212971-0936

Notes:

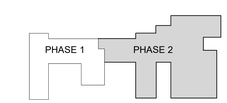

Keyplan

Job Number	31909.00
Drawing By	Author
Checked By	Checker
Filename	
Date	August 31, 2026

Revisions

FOURTH FLOOR SIGNAGE PLAN - PHASE 2

BID DOCUMENTS
Scale: As indicated

A11.26

2024 Ellenzweig ©

10/8/2026 9:29:34 PM
Autodesk Docs://31909 SUCF Cornell Plant Sciences/31909_Cornell PSB_Arch_R23.rvt